

Improving the Certified Robustness of Neural Networks via Consistency Regularization

Mengting Xu, Tao Zhang, Zhongnian Li, Daoqiang Zhang *

Nanjing University of Aeronautics and Astronautics
 {xumengting, dqzhang}@nuaa.edu.cn

Abstract

A range of defense methods have been proposed to improve the robustness of neural networks on adversarial examples, among which provable defense methods have been demonstrated to be effective to train neural networks that are certifiably robust to the attacker. However, most of these provable defense methods treat all examples equally during training process, which ignore the inconsistent constraint of certified robustness between correctly classified (natural) and misclassified examples. In this paper, we explore this inconsistency caused by misclassified examples and add a novel consistency regularization term to make better use of the misclassified examples. Specifically, we identified that the certified robustness of network can be significantly improved if the constraint of certified robustness on misclassified examples and correctly classified examples is consistent. Motivated by this discovery, we design a new defense regularization term called *Misclassification Aware Adversarial Regularization* (MAAR), which constrains the output probability distributions of all examples in the certified region of the misclassified example. Experimental results show that our proposed MAAR achieves the best certified robustness and comparable accuracy on CIFAR-10 and MNIST datasets in comparison with several state-of-the-art methods.

Introduction

Despite the widespread success of neural network on diverse tasks such as image classification (Krizhevsky, Sutskever, and Hinton 2012), face and speech recognition (Taigman et al. 2014; Hinton et al. 2012). Recent studies have highlighted the lack of robustness in state-of-the-art neural network models, e.g., a visually imperceptible adversarial image can be easily crafted to mislead a well-trained network (Szegedy et al. 2014; Goodfellow, Shlens, and Szegedy 2015). The vulnerability to adversarial examples calls into question the safety-critical applications and services deployed by neural networks, including autonomous driving systems and malware detection protocols.

Considering the significance of adversarial robustness in neural network, a range of defense methods have been proposed. Adversarial training (Goodfellow, Shlens, and Szegedy 2015; Kurakin, Goodfellow, and Bengio 2016) which can be regarded as a data augmentation technique that

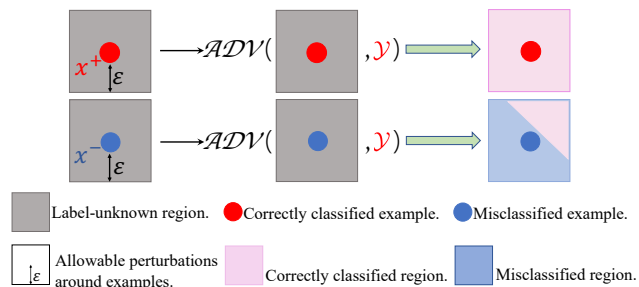


Figure 1: Illustration about the inconsistent constraints of certified robustness between correctly classified and misclassified examples. As shown in the second row, $\mathcal{ADV}(\cdot, \mathcal{Y})$ loss on misclassified examples will keep the original accuracy instead of certified robustness while correctly classified examples keep the original accuracy as well as certified robustness as shown in the first row. This will lead the output probability distributions of all examples in the certified region of the misclassified examples to be unstable.

trains neural networks on adversarial examples are highly robust against the strongest known adversarial attacks such as C&W attack (Carlini and Wagner 2017), but it provides no guarantee — it is unable to produce a certificate that there are no possible adversarial attack which could potentially break the model. To address this lack of guarantees, recent line of work on provable defense (Wong and Kolter 2018; Ragunathan, Steinhardt, and Liang 2018; Mirman, Gehr, and Vechev 2018; Cohen, Rosenfeld, and Kolter 2019) has proposed to train neural networks that no attacks within a certain region will alter the networks prediction. Moreover, recent work (Balunovic and Vechev 2020) combines adversarial training and provable defense methods to train neural network with both high certified robustness and accuracy.

However, recall that the formal definition of certified robustness is conditioned on natural examples that are correctly classified (Balunovic and Vechev 2020; Wong and Kolter 2018). Most provable defense methods treat equally in both correctly classified and misclassified examples during training process while evaluating certified robustness just on correctly classified examples. From this perspec-

*Corresponding author

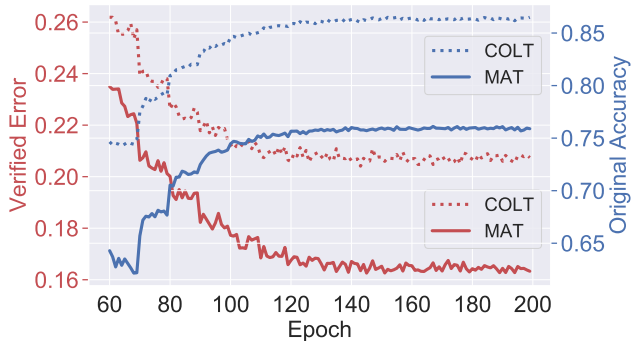


Figure 2: Verified error (red lines) and original accuracy (blue lines) for COLT (Balunovic and Vechev 2020) and Misclassification Aware Training (MAT). The dataset is CIFAR-10 with L_∞ maximum perturbation $\epsilon = 2/255$.

tive, the effect of misclassified example on certified robustness is unknown. Therefore, it is not clear for the following questions: (1) *Do misclassified examples have effectiveness for improving certified robustness?* (2) *If yes, how can we make better use of misclassified examples to improve the certified robustness of neural network?*

In this paper, we investigate this significant aspect of certified robustness, and find that the misclassified examples do have excellent influence on the certified robustness. To validate this discovery, we conduct a proof-of-concept experiment on CIFAR-10 (Krizhevsky, Hinton et al. 2009) with L_∞ maximum perturbation $\epsilon = 2/255$ based on convex layerwise adversarial training (COLT) (Balunovic and Vechev 2020).

Different from COLT, which searches the potential adversarial examples on all natural examples within the convex relaxation region for adversarial training layerwisely, we dynamically select two subsets of natural training examples to investigate: 1) a subset of correctly classified examples \mathcal{C}^+ and 2) a subset of misclassified examples \mathcal{C}^- . Using these two subsets, we explore different loss functions to re-train the same network h_θ , and evaluate its original accuracy and verified error (The details of these metrics are in Appendix A.4) during the training process. Specifically, let \mathcal{X} be natural input of the network with $\{\mathcal{C}^+, \mathcal{C}^- \in \mathcal{X}\}$ and \mathcal{Y} be its corresponding ground-truth label. $h_\theta(\mathcal{X})$ is denoted as corresponding output label produced by the network. First, let’s consider the traditional adversarial risk in COLT model:

$$COLT : \mathcal{ADV}([\mathcal{C}^+]', \mathcal{Y}) + \mathcal{ADV}([\mathcal{C}^-]', \mathcal{Y}) \quad (1)$$

where $\mathcal{ADV}(\cdot)$ is the adversarial training loss function, $[\mathcal{C}^+]'$, $[\mathcal{C}^-]'$ are adversarial examples produced by \mathcal{C}^+ and \mathcal{C}^- within the perturbation sets, respectively. As shown in the first part $\mathcal{ADV}([\mathcal{C}^+]', \mathcal{Y})$ in Equation (1), the objectives of robustness constraint and original accuracy constraint are the same for correctly classified examples: *Constraining the correctly classified examples \mathcal{C}^+ and all examples within their perturbations sets $[\mathcal{C}^+]'$ to be close enough to the correct labels \mathcal{Y} .* However, for misclassified examples, the constraints on robustness and accuracy in the sec-

ond part $\mathcal{ADV}([\mathcal{C}^-]', \mathcal{Y})$ are different: *Making the misclassified examples \mathcal{C}^- and the examples in the perturbation set $[\mathcal{C}^-]'$ close enough to the original labels \mathcal{Y} will improve the original accuracy of the network, but it is undeniable that this will destroy the stability of the misclassified examples (the original label is the “wrong label” for misclassified example), thereby reducing the certified robustness of the network.* Based on the above observation, we find the constraints of certified robustness between correctly classified and misclassified examples are inconsistent, as shown in Figure 1. To deal with this problem, we firstly propose to use the output label (the output label is the “true label” for misclassified example) of the misclassified example during training process to keep the stability of misclassified examples. The adversarial risk is described as follows, which we call *Misclassification Aware Training (MAT)*:

$$MAT : \mathcal{ADV}([\mathcal{C}^+]', \mathcal{Y}) + \mathcal{ADV}([\mathcal{C}^-]', h_\theta(\mathcal{C}^-)) \quad (2)$$

where $h_\theta(\mathcal{C}^-)$ denotes the output label corresponding to the input \mathcal{C}^- .

Interestingly, we find it that the misclassified examples have a significant effect on the final certified robustness of network (shown in Figure 2). Compared with COLT (dashed red line), the verified error of MAT (red line) drops drastically. However, the original accuracy of MAT (blue line) is extremely lower than standard COLT (dashed blue line).

In this paper, in order to make better use of misclassified examples, we propose a consistency regularization to constrain the output probability distributions of all examples in the certified region of the misclassified example. The regularization term called Misclassification Aware Adversarial Regularization (MAAR) aims to encourage the output of network to be stable against misclassified adversarial examples. In other words, MAAR focuses on solving the inconsistency of certified robustness on correctly classified and misclassified examples, which improves the final certified robustness of network. Meanwhile, MAAR does not change the training label during the training process, which alleviates the decrease of model accuracy.

Our main contributions are:

- We investigate the inconsistency on constraint of certified robustness caused by misclassified examples by a proof-of-concept experiment (i.e., *Misclassification Aware Training (MAT)*).
- We propose a consistency regularization called *Misclassification Aware Adversarial Regularization (MAAR)* which improves certified robustness by maintaining the stability of misclassified examples as well as relieving the degree of accuracy decline.
- We show the effectiveness of MAAR by different networks and perturbations on two datasets. Specifically, MAAR achieves the state-of-the-art certified robustness of 62.8% on CIFAR-10 with $2/255$ L_∞ perturbations on 4-layer convolutional network as well as 97.3% on MNIST dataset with L_∞ perturbation 0.1 on 3-layer convolutional network.

Methods

Preliminaries

Base Classifier. For a K -class ($K \geq 2$) classification problem, denote a dataset $\{(\mathbf{x}_i, y_i)\}_{i=1, \dots, n}$ with distribution $\mathbf{x}_i \in \mathbb{R}^d$ as natural input and $y_i \in \{1, \dots, K\}$ represents its corresponding true label, a classifier h_θ with parameter θ predicts the class of an input example \mathbf{x}_i :

$$h_\theta(\mathbf{x}_i) = \arg \max_{k=1, \dots, K} \mathbf{p}_k(\mathbf{x}_i, \theta) \quad (3)$$

$$\mathbf{p}_k(\mathbf{x}_i, \theta) = \exp(\mathbf{z}_k(\mathbf{x}_i, \theta)) / \sum_{k'=1}^K \exp(\mathbf{z}_{k'}(\mathbf{x}_i, \theta)) \quad (4)$$

where $\mathbf{z}_k(\mathbf{x}_i, \theta)$ is the logits output of the network with respect to class k , and $\mathbf{p}_k(\mathbf{x}_i, \theta)$ is the probability (softmax on logits) of \mathbf{x}_i belonging to class k .

Adversarial Risk. The adversarial risk (Madry et al. 2017) on dataset $\{(\mathbf{x}_i, y_i)\}_{i=1, \dots, n}$ and classifier h_θ output probability $\mathbf{p}(\mathbf{x})$ can be defined as follows:

$$ADV(\mathbf{p}(\mathbf{x}'), y) = \frac{1}{n} \sum_{i=1}^n \max_{\mathbf{x}'_i \in \mathcal{B}_\epsilon(\mathbf{x}_i)} \mathcal{L}(\mathbf{p}(\mathbf{x}'_i), y_i) \quad (5)$$

where \mathcal{L} is the loss function such as commonly used cross entropy loss, and $\mathcal{B}_\epsilon(\mathbf{x}_i) = \{\mathbf{x} : \|\mathbf{x} - \mathbf{x}_i\|_p \leq \epsilon\}$ denotes the L_p -norm ball centered at \mathbf{x}_i with radius ϵ . We will focus on the L_∞ -ball in this paper.

Original Training Risk in COLT. The original training risk in COLT (Balunovic and Vechev 2020) is defined as follows:

$$\mathcal{R}_{COLT}(h_\theta, \mathbf{x}_i) := \mathcal{L}_{ori}(\mathbf{p}(\mathbf{x}_i), y_i) + ADV(\mathbf{p}(\mathbf{x}'_i), y_i) \quad (6)$$

where $\mathcal{L}_{ori}(\cdot)$ is the original training loss function such as cross entropy loss and $\mathbf{x}'_i \in \mathcal{B}_\epsilon(\mathbf{x}_i)$.

Misclassification Aware Adversarial Regularization

To differentiate and explore the effect of misclassified examples, we reformulate the training risk based on the prediction of the current network h_θ . Specifically, we split the natural training examples into two subset according to h_θ , with one subset of correctly classified examples ($\mathcal{C}_{h_\theta}^+$) and one subset of misclassified examples ($\mathcal{C}_{h_\theta}^-$):

$$\mathcal{C}_{h_\theta}^+ = \{i : i \in [n], h_\theta(\mathbf{x}_i) = y_i\} \quad (7)$$

$$\mathcal{C}_{h_\theta}^- = \{i : i \in [n], h_\theta(\mathbf{x}_i) \neq y_i\} \quad (8)$$

With the purpose of avoiding excessive reduction of the original accuracy as well as keeping the consistency of certified robustness on two subsets, we regularize misclassified examples by an additional term (a KL-divergence term that was used previously in (Wang et al. 2019; Zhang et al. 2019b; Zheng et al. 2016)) rather than changing the training labels. The proposed regularization term aims to constrain the output probability distributions of all examples in the

certified region of the misclassified example, thus improving the certified robustness of network. The improved training risk of misclassified examples is formulated as follows:

$$\mathcal{R}^-(h_\theta, \mathbf{x}_i) := \mathcal{L}_{ori}(\mathbf{p}(\mathbf{x}_i), y_i) + ADV(\mathbf{p}(\mathbf{x}'_i), y_i) + \mathcal{KL}(\mathbf{p}(\mathbf{x}_i) || \mathbf{p}(\mathbf{x}'_i)) \quad (9)$$

where

$$\mathcal{KL}(\mathbf{p}(\mathbf{x}_i) || \mathbf{p}(\mathbf{x}'_i)) = \sum_{k=1}^K \mathbf{p}_k(\mathbf{x}_i, \theta) \log \frac{\mathbf{p}_k(\mathbf{x}_i, \theta)}{\mathbf{p}_k(\mathbf{x}'_i, \theta)} \quad (10)$$

measures the difference of two distributions.

For correctly classified examples, we simply use original training risk, i.e.,

$$\mathcal{R}^+(h_\theta, \mathbf{x}_i) := \mathcal{L}_{ori}(\mathbf{p}(\mathbf{x}_i), y_i) + ADV(\mathbf{p}(\mathbf{x}'_i), y_i) \quad (11)$$

Finally, by combining the two training risk terms (i.e., Equation (9) and Equation (11)), we train a network that minimizes the following risk:

$$\begin{aligned} \mathcal{R}(h_\theta, \mathbf{x}) &:= \frac{1}{n} \left(\sum_{\mathbf{x}_i \in \mathcal{C}_{h_\theta}^+} \mathcal{R}^+(h_\theta, \mathbf{x}_i) + \sum_{\mathbf{x}_i \in \mathcal{C}_{h_\theta}^-} \mathcal{R}^-(h_\theta, \mathbf{x}_i) \right) \\ &= \frac{1}{n} \sum_{i=1}^n \{ \mathcal{L}_{ori}(\mathbf{p}(\mathbf{x}_i), y_i) + ADV(\mathbf{p}(\mathbf{x}'_i), y_i) \\ &\quad + \mathcal{KL}(\mathbf{p}(\mathbf{x}_i) || \mathbf{p}(\mathbf{x}'_i)) \cdot \mathbb{I}(h_\theta(\mathbf{x}_i) \neq y_i) \} \end{aligned} \quad (12)$$

where $\mathbb{I}(h_\theta(\mathbf{x}_i) \neq y_i)$ is the indicator function. $\mathbb{I}(h_\theta(\mathbf{x}_i) \neq y_i) = 1$ if $h_\theta(\mathbf{x}_i) \neq y_i$, and $\mathbb{I}(h_\theta(\mathbf{x}_i) \neq y_i) = 0$ otherwise.

Optimization for Regularization Term. As presented in Equation (12), the new training risk is a regularized adversarial risk with regularization term $\frac{1}{n} \sum_{i=1}^n \{ \mathcal{KL}(\mathbf{p}(\mathbf{x}_i) || \mathbf{p}(\mathbf{x}'_i)) \cdot \mathbb{I}(h_\theta(\mathbf{x}_i) \neq y_i) \}$. However, the indicator function cannot be directly optimized if we conduct a hard decision during the training process. In this study, we propose to use a soft decision scheme by replacing $\mathbb{I}(h_\theta(\mathbf{x}_i) \neq y_i)$ with the output probability $1 - \mathbf{p}_{y_i}(\mathbf{x}_i, \theta)$. The output probability will be large for misclassified examples and small for correctly classified examples, by which we could provide a approximate solution for 0-1 optimization problem .

The Overall Objective. Based on the regularization optimization, the objective function of our proposed *Misclassification Aware Adversarial Regularization* (MAAR) is formulated as:

$$\mathcal{R}^{MAAR}(\theta) = \frac{1}{n} \sum_{i=1}^n \mathcal{L}^{MAAR}(\mathbf{x}_i, y_i, \theta) \quad (13)$$

where $\mathcal{L}^{MAAR}(\mathbf{x}_i, y_i, \theta)$ is defined as:

$$\begin{aligned} \mathcal{L}^{MAAR}(\mathbf{x}_i, y_i, \theta) &= \mathcal{L}_{ori}(\mathbf{p}(\mathbf{x}_i), y_i) + ADV(\mathbf{p}(\mathbf{x}'_i), y_i) \\ &\quad + \lambda \cdot \mathcal{KL}(\mathbf{p}(\mathbf{x}_i) || \mathbf{p}(\mathbf{x}'_i)) \cdot (1 - \mathbf{p}_{y_i}(\mathbf{x}_i, \theta)) \end{aligned} \quad (14)$$

Here, λ are tunable scaling parameters and fixed for all training examples. The sensitivity of λ is described in Appendix C.1. For more details on the training procedure, see Appendix A.

Table 1: Comparison with the state-of-the-art methods. Accuracy and certified robustness evaluated with L_∞ perturbation 2/255 and 8/255 on CIFAR-10 dataset, L_∞ perturbation 0.1 on MNIST dataset. ACC: Accuracy, CR: Certified robustness.

Method	CIFAR-10				MNIST	
	$\epsilon = 2/255$		$\epsilon = 8/255$		$\epsilon = 0.1$	
	ACC(%)	CR(%)	ACC(%)	CR(%)	ACC(%)	CR(%)
Our work(MAAR)	77.7	62.8	47.6	29.8	99.1	97.3
COLT (2020)	80.0	58.6	51.3	26.7	99.2	97.1
CROWN-IBP (2019a)	61.6	48.6	48.5	26.3	98.7	96.6
IBP (2018)	58.0	47.8	47.8	24.9	98.8	95.8
Xiao et al.(2018)	61.1	45.9	40.5	20.3	99.0	95.6
Mirman et al.(2019)	62.3	45.5	46.2	27.2	98.7	96.8

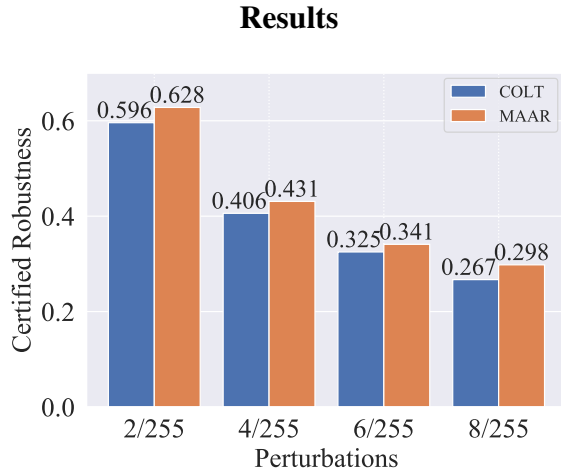


Figure 3: Certified robustness of COLT and MAAR with different perturbations.

Certification under Different Perturbations.

We evaluate the effectiveness of MAAR on certified robustness with different perturbations. As shown in Figure 3, the certified robustness of MAAR (orange bar) is obviously higher than COLT (blue bar) during different perturbations. Specifically, MAAR achieves the state-of-the-art certified robustness (i.e., 62.8%) compared with COLT (59.6%) when $\epsilon = 2/255$. We also show the effectiveness of MAAR during laywise training process in Appendix C.2. What’s more, further experimental results show that our MAAR achieves better certified robustness (62.8%) when comparison with giving all examples the same weight (60.8%).

Comparison with Prior Work.

We compare our MAAR with COLT (Balunovic and Vechev 2020), CROWN-IBP (Zhang et al. 2019a), IBP (Gowal et al. 2018) in the same network architecture, parameter settings, and certification progress. We also list the results reported in literature of Xiao et al.(2018) and Mirman et al.(2019) in Table 1. The network sizes and training parameters on two datasets (i.e., CIFAR-10 and MNIST) can be found in Appendix B.

CIFAR-10. For the L_∞ perturbation 2/255. Experiment results show that MAAR substantially outperforms its competitors by certified robustness (i.e., 62.8%). Besides, the accuracy of our method also outperforms other works except COLT. This is because one side-effect of our regularization is that it will maintain the distribution around misclassified examples, which will decrease the accuracy in comparison with COLT. Actually, the accuracy–robustness trade-off has been proved to exist in predictive models when training robust models (Tsipras et al. 2018; Zhang et al. 2019b).

We also run the same experiment for L_∞ perturbation 8/255. When under the same experimental settings, MAAR also achieves the best certified robustness (i.e., 29.8%). Here we do not compare with the certified robustness (i.e., 32.0%) reported in literature of IBP (Gowal et al. 2018) as their results were found to be not reproducible (Mirman, Singh, and Vechev 2019; Zhang et al. 2019a).

MNIST. To further evaluate the effectiveness of our method, we also conduct experiments on MNIST dataset with L_∞ perturbation 0.1. We report the full results in Table 1, MAAR also achieve the state-of-the-art certified robustness (i.e., 97.3%) comparable with best results from prior work (i.e., 97.1%).

Conclusion

In this paper, we investigated the inconsistent constraint of certified robustness between correctly classified and misclassified and find that misclassified examples have a recognizable impact on the final certified robustness of network. Based on this observation, we designed a consistency regularization term which constrains the output probability distributions of examples in the certified region of the misclassified example. Our method, named Misclassification Aware Adversarial Regularization (MAAR), achieves the state-of-the-art certified robustness of 62.8% on CIFAR-10 with 2/255 L_∞ perturbation as well as 97.3% on MNIST dataset with L_∞ perturbation 0.1. The method is general and can be instantiated with most of training risk.

In the future, we plan to investigate the association between accuracy and certified robustness among different neural networks, and apply our method to more provable defense frameworks.

References

- Balunovic, M.; and Vechev, M. 2020. Adversarial training and provable defenses: Bridging the gap. In *International Conference on Learning Representations*.
- Carlini, N.; and Wagner, D. 2017. Towards evaluating the robustness of neural networks. In *IEEE symposium on security and privacy (SP)*, 39–57. IEEE.
- Cohen, J.; Rosenfeld, E.; and Kolter, Z. 2019. Certified Adversarial Robustness via Randomized Smoothing. In *International Conference on Machine Learning*, 1310–1320.
- Ehlers, R. 2017. Formal verification of piece-wise linear feed-forward neural networks. In *International Symposium on Automated Technology for Verification and Analysis*, 269–286. Springer.
- Goodfellow, I. J.; Shlens, J.; and Szegedy, C. 2015. Explaining and harnessing adversarial examples. In *International Conference on Learning Representations*.
- Gowal, S.; Dvijotham, K.; Stanforth, R.; Bunel, R.; Qin, C.; Uesato, J.; Arandjelovic, R.; Mann, T.; and Kohli, P. 2018. On the effectiveness of interval bound propagation for training verifiably robust models. *arXiv preprint arXiv:1810.12715*.
- Hinton, G.; Deng, L.; Yu, D.; Dahl, G. E.; Mohamed, A.-r.; Jaitly, N.; Senior, A.; Vanhoucke, V.; Nguyen, P.; Sainath, T. N.; et al. 2012. Deep neural networks for acoustic modeling in speech recognition: The shared views of four research groups. *IEEE Signal processing magazine* 29(6): 82–97.
- Kingma, D. P.; and Ba, J. 2014. Adam: A method for stochastic optimization. *arXiv preprint arXiv:1412.6980*.
- Krizhevsky, A.; Hinton, G.; et al. 2009. Learning multiple layers of features from tiny images.
- Krizhevsky, A.; Sutskever, I.; and Hinton, G. E. 2012. Imagenet classification with deep convolutional neural networks. In *Advances in Neural Information Processing Systems*, 1097–1105.
- Kurakin, A.; Goodfellow, I.; and Bengio, S. 2016. Adversarial examples in the physical world. *arXiv preprint arXiv:1607.02533*.
- Madry, A.; Makelov, A.; Schmidt, L.; Tsipras, D.; and Vladu, A. 2017. Towards deep learning models resistant to adversarial attacks. *arXiv preprint arXiv:1706.06083*.
- Mirman, M.; Gehr, T.; and Vechev, M. 2018. Differentiable abstract interpretation for provably robust neural networks. In *International Conference on Machine Learning*, 3578–3586.
- Mirman, M.; Singh, G.; and Vechev, M. 2019. A provable defense for deep residual networks. *arXiv preprint arXiv:1903.12519*.
- Raghunathan, A.; Steinhardt, J.; and Liang, P. 2018. Certified Defenses against Adversarial Examples. In *International Conference on Learning Representations*.
- Szegedy, C.; Zaremba, W.; Sutskever, I.; Bruna, J.; Erhan, D.; Goodfellow, I.; and Fergus, R. 2014. Intriguing properties of neural networks. In *International Conference on Learning Representations*.
- Taigman, Y.; Yang, M.; Ranzato, M.; and Wolf, L. 2014. Deepface: Closing the gap to human-level performance in face verification. In *Proceedings of the IEEE conference on computer vision and pattern recognition*, 1701–1708.
- Tsipras, D.; Santurkar, S.; Engstrom, L.; Turner, A.; and Madry, A. 2018. Robustness may be at odds with accuracy. *arXiv preprint arXiv:1805.12152*.
- Wang, Y.; Zou, D.; Yi, J.; Bailey, J.; Ma, X.; and Gu, Q. 2019. Improving adversarial robustness requires revisiting misclassified examples. In *International Conference on Learning Representations*.
- Wong, E.; and Kolter, Z. 2018. Provable defenses against adversarial examples via the convex outer adversarial polytope. In *International Conference on Machine Learning*, 5286–5295.
- Xiao, K. Y.; Tjeng, V.; Shafiq, N. M. M.; and Madry, A. 2018. Training for Faster Adversarial Robustness Verification via Inducing ReLU Stability. In *International Conference on Learning Representations*.
- Zhang, H.; Chen, H.; Xiao, C.; Gowal, S.; Stanforth, R.; Li, B.; Boning, D.; and Hsieh, C.-J. 2019a. Towards stable and efficient training of verifiably robust neural networks. *arXiv preprint arXiv:1906.06316*.
- Zhang, H.; Yu, Y.; Jiao, J.; Xing, E. P.; Ghaoui, L. E.; and Jordan, M. I. 2019b. Theoretically principled trade-off between robustness and accuracy. *arXiv preprint arXiv:1901.08573*.
- Zheng, S.; Song, Y.; Leung, T.; and Goodfellow, I. 2016. Improving the robustness of deep neural networks via stability training. In *Proceedings of the IEEE conference on computer vision and pattern recognition*, 4480–4488.

Appendix A. Algorithmic Details

A.1 MAAR Algorithmic

Algorithm 1 Misclassification Aware Adversarial Regularization (MAAR)

Input d -layer network h_θ , training set $(\mathcal{X}, \mathcal{Y})$, learning rate η , step size α , inner steps n , tunable scaling parameters λ , perturbation ϵ .

for $l \leq d$ **do**

for $j \leq n_{\text{epochs}}$ **do**

Sample mini-batch:

$(\mathbf{x}_1, y_1), (\mathbf{x}_2, y_2) \dots, (\mathbf{x}_b, y_b) \sim (\mathcal{X}, \mathcal{Y})$;

Compute convex relaxations: $\mathbb{C}_l(\mathbf{x}_1), \dots, \mathbb{C}_l(\mathbf{x}_b)$;

Initialize: $\mathbf{x}'_1 \sim \mathbb{C}_l(\mathbf{x}_1), \dots, \mathbf{x}'_b \sim \mathbb{C}_l(\mathbf{x}_b)$;

for $i \leq b$ **do**

Update in parallel n times:

$\mathbf{x}'_i \leftarrow \Pi_{\mathbb{C}_l(\mathbf{x}_i)}(\mathbf{x}'_i + \alpha \nabla_{\mathbf{x}'_i} \mathcal{ADV}(h_\theta^{l+1:d}(\mathbf{x}'_i), y_i))$;

end for

$\mathcal{L}(h_\theta^{l+1:d}(\mathbf{x}'_i), y_i) \leftarrow \mathcal{L}_{\text{ori}}(\mathbf{p}(\mathbf{x}_i), y_i) + \mathcal{ADV}(\mathbf{p}(\mathbf{x}'_i), y_i) + \lambda \cdot \mathcal{KL}(\mathbf{p}(\mathbf{x}_i) \parallel \mathbf{p}(\mathbf{x}'_i)) \cdot (1 - \mathbf{p}_{y_i}(\mathbf{x}_i, \theta))$

Update parameters:

$\theta \leftarrow \theta - \eta \cdot \frac{1}{b} \sum_{i=1}^b \nabla_{\theta} \mathcal{L}(h_\theta^{l+1:d}(\mathbf{x}'_i), y_i)$;

end for

Freeze parameters θ_{l+1} of layer function h_θ^{l+1} .

end for

Output Certified robust neural network h_θ

A.2 Training

The layerwise training (Balunovic and Vechev 2020) has been adopted in our MAAR's training. Compared with standard adversarial training in (Madry et al. 2017), layerwise training not only performs adversarial attack on the input domain, but also searches potential adversarial examples in the hidden layer of the convex perturbation region. It will freeze the previous layers and stop back-propagation after the update of the current layer.

Each convex region of layer i is represented as a set $\mathbb{C}_i(\mathbf{x}) = \{\mathbf{a}_i + \mathbf{A}_i \mathbf{e} \mid \mathbf{e} \in [-1, 1]^{m_i}\}$ (Wong and Kolter 2018), vector \mathbf{a}_i represents the center of the set and the matrix \mathbf{A}_i represents the affine transformation of the hypercube $[-1, 1]^{m_i}$. Propagation of $\mathbf{a}_i, \mathbf{A}_i$ through the network can be described as follows:

$$\mathbf{a}_{i+1} = \begin{cases} \Lambda_{i+1} \mathbf{a}_i, & \#ReLU \text{ Layer} \\ \mathbf{W}_{i+1} \mathbf{a}_i + \mathbf{b}_{i+1}, & \#Conv. \& FC. \text{ layer} \end{cases} \quad \text{s.t.} \begin{cases} \mathbf{a}_0 := \frac{1}{2}(\mathbf{x}^l + \mathbf{x}^u) \\ \Lambda_{i+1} := \frac{-\mathbf{u}_i}{\mathbf{u}_i - \mathbf{l}_i} \end{cases} \quad (15)$$

$$\mathbf{A}_{i+1} = \begin{cases} [\Lambda_{i+1} \mathbf{A}_i, \mathbf{M}_{i+1}], & \#ReLU \text{ Layer} \\ \mathbf{W}_{i+1} \mathbf{A}_i, & \#Conv. \& FC. \text{ layer} \end{cases} \quad \text{s.t.} \begin{cases} \mathbf{A}_0 := \frac{1}{2} \mathbf{I}_{m_0} (\mathbf{x}^u - \mathbf{x}^l) \\ \mathbf{M}_{i+1} := \frac{-\mathbf{u}_i \mathbf{l}_i}{2(\mathbf{u}_i - \mathbf{l}_i)} \end{cases} \quad (16)$$

where \mathbf{W}_{i+1} and \mathbf{b}_{i+1} are the weights matrix and bias matrix of layer $i + 1$, respectively. $\mathbf{x}^l = \max(0, \mathbf{x} - \epsilon)$ and $\mathbf{x}^u = \min(1, \mathbf{x} + \epsilon)$, ϵ is the L_∞ radius which we are certifying, $[\cdot]$ denotes concatenation of matrices along the column dimension. Specifically, we first compute lower bound \mathbf{l}_i and upper bound \mathbf{u}_i in the set $\mathbb{C}_i(\mathbf{x})$:

$$\mathbf{l}_i = \mathbf{a}_i - |\mathbf{A}_i| \quad (17)$$

$$\mathbf{u}_i = \mathbf{a}_i + |\mathbf{A}_i| \quad (18)$$

Then, we need to compute $\|\mathbf{A}_i\|_1$, which is the L_1 norm of \mathbf{A}_i . According to Equation (16), we can get:

$$\mathbf{A}_i = [\mathbf{W}_i \Lambda_{i-1} \mathbf{W}_{i-2} \Lambda_{i-3} \dots \mathbf{M}_0, \dots, \mathbf{W}_i \Lambda_{i-1} \mathbf{W}_{i-2} \mathbf{M}_{i-3}, \mathbf{W}_i \mathbf{M}_{i-1}] \quad (19)$$

We use Cauchy random projections to efficiently estimate $\|\mathbf{A}_i\|_1$ (Wong and Kolter 2018). The method of random projections samples standard Cauchy random matrix \mathbf{R} and split $\mathbf{R} = [\mathbf{R}_0, \mathbf{R}_2, \dots, \mathbf{R}_{i-1}]$ and compute:

$$\mathbf{A}_i \mathbf{R} = \mathbf{W}_i \Lambda_{i-1} \mathbf{W}_{i-2} \Lambda_{i-3} \dots \mathbf{M}_0 \mathbf{R}_0 + \mathbf{W}_i \Lambda_{i-1} \mathbf{W}_{i-2} \mathbf{M}_{i-3} \mathbf{R}_{i-3} + \mathbf{W}_i \mathbf{M}_{i-1} \mathbf{R}_{i-1} \quad (20)$$

Finally, we estimates $\|\mathbf{A}_i\|_1 \approx \text{median}(|\mathbf{A}_i \mathbf{R}|)$ and compute $\mathbf{l}_i, \mathbf{u}_i$.

Based on these calculations, we search the adversarial examples in layer i as follows:

$$e_n \leftarrow \text{clip}(e_n + \alpha \mathbf{A}_i^T \nabla_{\mathbf{x}_{n'}} \text{ADV}(\mathbf{x}_{n'}, y_n), -1, 1) \quad (21)$$

$$\mathbf{x}_{n'} \leftarrow \mathbf{a}_l + \mathbf{A}_l e_n \quad (22)$$

where n is the iteration steps, $\text{clip}(\cdot)$ is function which thresholds its argument between -1 and 1.

A.3 Certification

After training completes, we perform certification which is the same as (Balunovic and Vechev 2020) as follows: for every image, we first try to certify it using only linear relaxations. If this fails, we encode the last layer as MILP and try again. Finally, if this fails we encode the ReLU activation after the last convolution using additional up to 50 binary variables and the rest using the triangle formulation (Ehlers 2017). We consider an image to be not certifiable if we fail to certify it using these methods. We always certify the full test set of 10 000 images. The overall verified pipeline is listed in Algorithm 2.

Algorithm 2 Verified Pipeline for Provably Robust Certification: $\text{robust}(\mathbf{x}_i)$

Input d -layer network h_θ , testing sample \mathbf{x}_i , perturbation ϵ .
if $h_\theta(\mathbf{x}_i) \neq y_i$ **then** {##misclassified}
 verified fails; continue
end if
if \mathbf{x}_i : *PGD ATTACK* success **then**
 verified fails; continue
end if
if \mathbf{x}_i : *DIFFAI-v3* verified **then** {##source code: <https://github.com/eth-sri/diffai>}
 verified success; continue
end if
Perform MILP solver to test \mathbf{x}_i layerwisely as follow. {##source code: <https://github.com/eth-sri/colt>}
for l_i : *ALL RELU Layers* **do**
 if MILP Solver for \mathbf{x}_i in layer l_i fails **then**
 ENCODER RELU layer l_i using additional up to 50 binary variables.
 end if
end for
if MILP Solver for \mathbf{x}_i success in last layer **then**
 verified success
end if
Output Verified or Not Verified

A.4 Evaluation Metrics

We use four metrics to evaluate our training models: *original accuracy*, *certified robustness*, *verified error*, and *latent robustness*. Original accuracy denotes the fraction of a testing set on which a model is correct. It is the standard accuracy metric used to evaluate any DNN, defended or not. Certified robustness denotes the fraction of the testing set on which a certified model predictions are both correct and certified robust for a given prediction robustness threshold. It has become a standard metric to evaluate models trained with certified defenses (Wong and Kolter 2018; Raghunathan, Steinhardt, and Liang 2018). By considering the time consuming for calculating certified robustness during the training process, we define verified error to evaluate the robustness of network in training process. Verified error denotes the fraction of the training set on which the correctly classified examples become to adversarial examples, which is computationally tractable. Latent robustness denotes the fraction of the testing set on which a model predictions are both correct and robust against latent adversarial attacks on a certain layer. Mathematically, the metrics are defined as follows:

- *Original Accuracy (ACC)*:

$$\frac{\sum_{i=1}^n \mathbb{I}(h_\theta(\mathbf{x}_i) = y_i)}{n} \quad (23)$$

where $\mathbb{I}(h_\theta(\mathbf{x}_i) = y_i)$ denotes a function that will return 1 if the prediction on one testing example \mathbf{x}_i returns the correct label y_i , and 0 otherwise.

- *Certified Robustness (CR)*:

$$\frac{\sum_{i=1}^n \mathbb{I}(\text{robust}(\mathbf{x}_i) \& (h_\theta(\mathbf{x}_i) = y_i))}{n} \quad (24)$$

where $robust(\mathbf{x}_i)$ represents the network output is certifiable robust to input x_i (according to Appendix A.3), $\mathbb{I}(\cdot)$ is a indicator function.

- *Verified Error (VE)*:

$$\frac{\sum_{i=1}^n \mathbb{I}((h_{\theta}(\mathbf{x}'_i) \neq y_i) \& (h_{\theta}(\mathbf{x}_i) = y_i))}{\sum_{i=1}^n \mathbb{I}(h_{\theta}(\mathbf{x}_i) = y_i)} \quad (25)$$

where $\mathbf{x}'_i \in \mathcal{B}_\epsilon(\mathbf{x}_i)$, $\mathbb{I}(\cdot)$ is a indicator function.

- *Latent Robustness (LR)*:

$$\frac{\sum_{i=1}^n \mathbb{I}((h_{\theta}^{d^{th}}(\mathbf{x}'_i) = y_i) \& (h_{\theta}(\mathbf{x}_i) = y_i))}{n} \quad (26)$$

where $\mathbf{x}'_i \in \mathcal{B}_\epsilon(\mathbf{x}_i)$, $\mathbb{I}(\cdot)$ is a indicator function, $h_{\theta}^{d^{th}}(\cdot)$ denotes that latent adversarial attack is performed on d-th layer of the network.

Appendix B. Network Sizes and Training Parameters

We perform all experiments on a desktop PC using a single GeForce RTX 2080 Ti GPU and 12-core Intel(R) Core(TM) i7-8700 CPU @ 3.20GHz. We implemented training and certification in PyTorch and used Gurobi 9.0 as a MILP solver.

B.1 CIFAR-10

The network architecture used for CIFAR-10 is a 4-layer convolutional network: first 3 layers are convolutional layers with filter sizes 32, 32, 128, kernel sizes 3, 3, 4 and strides 1, 2, 2, respectively. Convolutional layers are followed by a fully connected layer consisting of 250 hidden units. After each layer there is a ReLU activation. Final layer is a fully connected layer with 10 output neurons. The model is trained using SGD with momentum 0.9, the initial learning rate is 0.03 and after the initial 60 epochs we multiply the learning rate by 0.5 every 10 epochs. We use 8 steps during the latent adversarial attack and each step size is 0.25 (where perturbations are normalized between -1 and 1). We perform MAAR in 4 stages (i.e., the first convolutional layer (Stage #1), the second convolutional layer (Stage #2), the third convolutional layer (Stage #3), and the fully connected layer (Stage #4)), for 200 epochs per stage, for a total of 800 epochs.

B.2 MNIST

For MNIST, we use a 3-layer convolutional network: 2 convolutional layers with kernel sizes 5 and 4, and strides 2 followed by 1 fully connected layer consisting of 100 hidden units. Each of the layers is followed by a ReLU activation function. We use 40 steps for the latent adversarial attack with step size 0.035. We train using Adam (Kingma and Ba 2014) with initial learning rate 0.0001 and after the initial 100 epochs we multiply the learning rate by 0.5 every 10 epochs. We perform MAAR on MNIST in 4 stages (i.e., the first convolutional layer (Stage #1), the second convolutional layer (Stage #2), and the fully connected layer (Stage #3)), for 300 epochs per stage, for a total of 900 epochs.

Appendix C. Additional Results

C.1 Sensitivity of Regularization Parameter λ

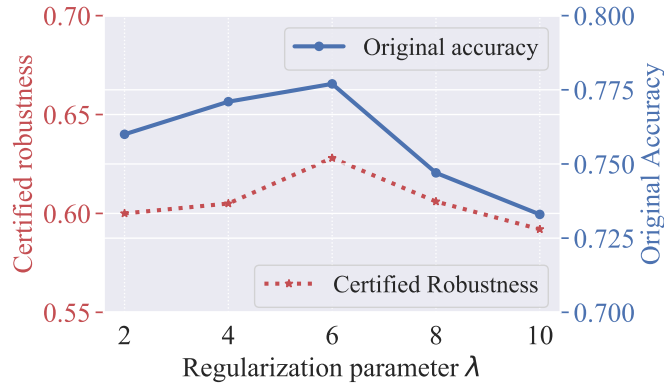


Figure 4: The network achieves different certified robustness and accuracy across different choices of regularization parameter λ .

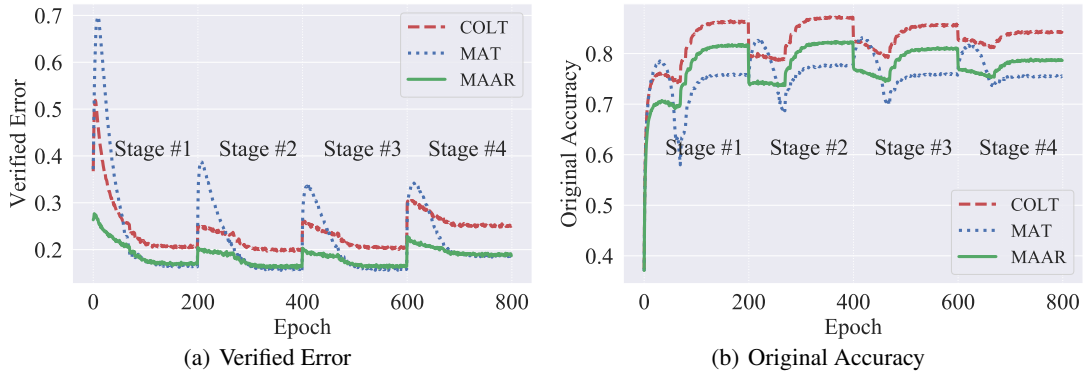


Figure 5: Layerwise verified error (a) and layerwise original accuracy (b) of COLT, MAT and our proposed MAAR on different stages. The 4-stage network is trained on the CIFAR-10 dataset with L_∞ perturbation $2/255$.

We investigate the parameter λ with MAAR defined in Equation (14) which controls the contribution of the regularization term. We present the results in Figure 4 for different $\lambda \in \{2, 4, 6, 8, 10\}$. By explicitly setting different impact parameter of misclassified examples, the network achieves good stability and robustness across different choices of λ . According to the experimental results, we choose $\lambda = 6$ for our experiments.

C.2 The Effectiveness of MAAR

Comparison with COLT and MAT. In order to verify the effectiveness of our proposed MAAR, we firstly compare MAAR with COLT and MAT. Note that all experiment settings of these three methods are the same instead of the constraint on misclassified examples. The verified error and original accuracy evaluated at every epoch during training process has been shown in Figure 5.

As shown in Figure 5(a), the verified error of MAAR (green line) decreases more rapidly in comparison with COLT (red line) during each stage, which indicates that MAAR can reduce the proportion of potential adversarial examples in each layer. On the other hand, MAAR maintains the stability of misclassified examples by an additional regularization constraint rather than replacing the training label as MAT, which mitigate the decrease of original accuracy. As shown in Figure 5(b), the accuracy of MAAR (green line) is obviously improved when compared with MAT (blue line).

Table 2: The final certified robustness (CR) and latent robustness (LR) of network trained on MAAR and COLT with the parameters of different stages. $LR^{3^{rd}}$ represents the latent adversarial attack is performed on the 3-rd ReLU layer.

	Method	CR(%)	$LR^{3^{rd}}$ (%)
Stage #1	MAAR (Our work)	54.1	58.3
	COLT (2020)	40.0	47.5
Stage #2	MAAR (Our work)	57.5	60.1
	COLT (2020)	48.2	54.5
Stage #3	MAAR (Our work)	60.7	62.0
	COLT (2020)	57.7	60.8
Stage #4	MAAR (Our work)	62.8	64.7
	COLT (2020)	59.6	62.1

The Consistent Promotion of MAAR in Layerwise Training Mechanism. In addition, we evaluate the final certified robustness of the network on the checkpoint saved after each stage’s training. As shown in Table 2, we can observe that the final certified robustness of our network has been significantly improved in layerwise training fashion (from 54.1% on Stage #1 to 62.8% on Stage #4). Furthermore, the final certified robustness of our proposed MAAR is obviously higher than COLT when evaluated on all stages. Meanwhile, we investigate the latent robustness (LR) of the model. Generally, we run latent adversarial attack (i.e., PGD attack with 150 steps and step size of 0.01) on 3-rd ReLU layer with parameters of each stage. Table 2 indicates the LR of our proposed MAAR improves from 58.3% on Stage #1 to 64.7% on Stage #4, which is also obviously outperforming COLT on all stages. These results demonstrate that MAAR can bring the consistent promotion in layerwise training.