

Deep Semantic Dictionary Learning for Multi-label Image Classification

Fengtao Zhou¹, Sheng Huang^{1,2,*}, Yun Xing¹

¹School of Big data & Software Engineering, Chongqing University,

²Ministry of Education Key Laboratory of Dependable Service Computing in Cyber Physical Society, Shazheng street NO.174, Shapingba District, Chongqing 400044, China
{zft, huangsheng, yxing}@cqu.edu.cn

Abstract

Compared with single-label image classification, multi-label image classification is more practical and challenging. Some recent studies attempted to leverage the semantic information of categories for improving multi-label image classification performance. However, these semantic-based methods only take semantic information as type of complements for visual representation without further exploitation. In this paper, we present an innovative path towards the solution of the multi-label image classification which considers it as a dictionary learning task. A novel end-to-end model named Deep Semantic Dictionary Learning (DSDL) is designed. In DSDL, an auto-encoder is applied to generate the semantic dictionary from class-level semantics and then such dictionary is utilized for representing the visual features extracted by Convolutional Neural Network (CNN) with label embeddings. The DSDL provides a simple but elegant way to exploit and reconcile the label, semantic and visual spaces simultaneously via conducting the dictionary learning among them. Moreover, inspired by iterative optimization of traditional dictionary learning, we further devise a novel training strategy named Alternately Parameters Update Strategy (APUS) for optimizing DSDL, which alternately optimizes the representation coefficients and the semantic dictionary in forward and backward propagation. Extensive experimental results on three popular benchmarks demonstrate that our method achieves promising performances in comparison with the state-of-the-arts. Our codes and models have been released¹.

Introduction

With the emergence of large-scale datasets, *e.g.* ImageNet, Convolutional Neural Networks (CNNs) have achieved great success for single-label image classification due to their powerful representation learning abilities. However, most of real-world images contain more than one category of objects which are located at various positions and scales with complex background. As depicted in Figure 1, the foreground objects of single-label images are roughly aligned while this assumption is usually invalid for multi-label images. Furthermore, the different composition and interaction between




Figure 1: Some examples from ImageNet and Pascal VOC. The foreground objects in single-label images are roughly aligned. However, the assumption of object alignment is not valid for multi-label images in which different objects are located at various positions under different scales and poses.

objects in multi-label images also increases the complexity of multi-label image classification. In such a manner, the multi-label image classification is more practical and challenging than single-label image classification.

To tackle the multi-label classification problem, extensive approaches have been proposed over the past decades. Generally speaking, they can be divided into two categories (Zhang and Zhou 2013), *i.e.*, problem transformation methods and algorithm adaptation methods. The problem transformation methods solve the multi-label image classification task by transforming it into other well-established classification scenarios. The most straightforward way is to treat multi-label image classification as a set of binary classification, and to train the independent classifier for each class with cross-entropy (Guillaumin et al. 2009) or ranking loss (Gong et al. 2013). The algorithm adaptation methods address the multi-label image classification problem via adapting popular learning techniques to process multi-label images directly, such as modifying the output layer of single-label classification model (He et al. 2016; Simonyan 2014). Briefly, the philosophy of problem transformation methods is to fit data to algorithm, while the algorithm adaptation is to fit algorithm to data.

Influenced by the recent advancement in Neural Language

*indicates the corresponding author.

Copyright © 2021, Association for the Advancement of Artificial Intelligence (www.aaai.org). All rights reserved.

¹<https://github.com/ZFT-CQU/DSDL>.

Processing (NLP) (Mikolov et al. 2013), the role of semantic information becomes increasingly important in many fields, such as zero-shot learning (Xian et al. 2018; Huang, Lin, and Huangfu 2020), few-shot learning (Xing et al. 2019), image annotation (Murthy, Maji, and Manmatha 2015) and fine-grained categorization (Akata et al. 2015; He and Peng 2017). In the last few years, some researchers attempted to leverage the semantic information of categories to improve multi-label image classification performance (Chen et al. 2019b,a; Lee et al. 2018). Nevertheless, these works only consider the semantic information as the complements for visual features or the side-information for guiding the derivation of the discriminative classifiers, while no one focus on exploiting and analyzing the correlations among label, semantic and visual spaces, which may provide a potential way for further improving the multi-label image classification. Dictionary learning has been proven as an effective tool for exploiting the correlation between label and visual spaces in various fields, such as image annotation (Liu et al. 2014), multi-label embedding (Niu et al. 2019) and multi-instance learning (Wang et al. 2013). However, all these relevant works are based on shallow learning paradigm associated with multiple linear transformations and dedicated optimization algorithm which limits the effectiveness and flexibility of the model. Moreover, the advanced semantic representation, *e.g.* word embedding, has not been incorporated yet, and the correlation between semantic and visual spaces still remains unstudied.

In this paper, we present a novel end-to-end multi-label image classification approach named Deep Semantic Dictionary Learning (DSDL) to address the aforementioned issues. DSDL considers the multi-label image classification problem as a dictionary learning task for solution. It leverages an auto-encoder to generate the semantic dictionary aligned with the visual space from class-level semantics, so the visual features extracted by CNN can be represented by semantic dictionary with their label embeddings. Unlike conventional multi-label image classification approaches, DSDL not only captures the correlations between the label and visual spaces, but also reconciles the relations of the label, semantic and visual spaces. The contributions of our work can be summarized as follows,

- We present a succinct but effective approach named Deep Semantic Dictionary Learning (DSDL) for multi-label image classification, which can exploit the label, semantic and visual spaces simultaneously. To the best of our knowledge, it is the first deep dictionary learning introduced to the multi-label image classification field.
- We design a novel training strategy, Alternately Parameter Updating Strategy (APUS), for Deep Semantic Dictionary Learning, which updates representation coefficients and semantic dictionary alternately in the forward and backward propagation.
- We evaluate our model on three multi-label image benchmarks, Pascal VOC 2007, 2012 and Microsoft COCO. Extensive experimental results demonstrate the proposed method achieves promising performances in comparison with the state-of-the-arts.

Related work

Multi-label Image Classification

Problem Transformation Methods In this kind of approaches, the straightforward way is to treat multi-label image classification as a set of binary classification, and to train the independent classifier for each class with cross-entropy (Guillaumin et al. 2009) or ranking loss (Gong et al. 2013). Clearly, these approaches neglect the label dependencies while the images with multiple objects contain strong correlation among labels in nature (Zhang et al. 2018a). Conventionally, the problem transformation approaches often leverage probabilistic graphical models to address this issue (Tan et al. 2015; Xue et al. 2011; Guo and Gu 2011). They model the co-occurrence dependencies with pairwise compatibility probabilities or co-occurrence probabilities, and then utilize the graphical models, such as Markov random fields (Guo and Gu 2011) and conditional random fields (Bradley and Guestrin 2010), to infer the final joint label probabilities. However, for these above-mentioned methods, a large number of sub-classifiers (or sub-models) have to be trained for a multi-label classification task which obviously reduces the efficiency and practicability of model, and inevitably induces parameters redundancy problem.

Algorithm Adaptation Methods In recent years, algorithm adaptation methods are the mainstream method for multi-label image classification, since it provides a more natural and intuitive solution. Inspired by remarkable successes of deep learning in the recent decades, increasing people devoted to developing deep learning-based methods to address multi-label image classification because they are very flexible to adapt single-label classification into multi-label classification such as simply adjusting the output layer (He et al. 2016; Simonyan 2014). Most recently, Wang et al (Wang et al. 2016a) presented a unified CNN-RNN framework which employs CNN and RNN to model the label co-occurrence dependency in a joint image/label embedding space for multi-label image classification. Chen et al (Chen et al. 2018) utilized Long-Short Term Memory (LSTM) to develop the recurrent attention reinforcement learning framework which is capable of automatically discovering the attentional and informative regions related to different semantic objects and further predict label scores conditioned on these regions. Zhu et al (Zhu et al. 2017) proposed a spatial regularization network to capture both semantic and spatial relations of these multiple labels based on weighted attention maps. Motivated by the recent success of Graph Convolutional Network (GCN), Chen et al (Chen et al. 2019b) leveraged GCN for learning the label classifiers and modeling label dependencies simultaneously.

Dictionary Learning

Previously, dictionary learning has been proven as an effective tool for exploiting the correlation between label and visual spaces in the field of image annotation, multi-label embedding and multi-instance learning. For example, Jing et al (Jing et al. 2016) proposed Multi-Label Dictionary Learning (MLDL) model, which can conduct multi-label dictionary learning in input feature space and partial-identical la-

bel embedding in output label space simultaneously. Cao et al (Cao et al. 2015) presented the Semantic Label Embedding Dictionary (SLED) model for image annotation under a weakly supervised setting, which can explicitly fuse the label information into dictionary representation and explore the semantic correlations between co-occurrence labels. Li et al (Li et al. 2017) developed a novel multi-view dictionary learning algorithm to learn a multi-view graph dictionary which considers cues from all views to improve the discrimination of the multi-instance learning model.

Different from all these methods above mentioned, our proposed approach can exploit and reconcile the label, semantic and visual spaces simultaneously via representing visual features by semantic dictionary with label embeddings (Liu et al. 2009).

Methodology

Problem Formulation and Notation

Suppose $\mathcal{X} \triangleq \mathcal{R}^{w' \times h' \times c'}$ denotes the instance space and $\mathcal{Y} \triangleq \{y^1, y^2, \dots, y^c\}$ denotes the label space with c possible classes where y^i is 1 if the class is relevant and 0 otherwise. The task of multi-label image classification aims to learn a multi-label image classifier $\mathcal{T}(\cdot)$ trained on the training set $\mathcal{D} = \{(x_i, y_i)_{i=1}^N\}$,

$$\mathcal{X} \xrightarrow{\mathcal{T}} 2^{\mathcal{Y}}. \quad (1)$$

For each multi-label image instance (x_i, y_i) , $x_i \in \mathcal{X}$ is a real-world image and $y_i \in \mathcal{Y}$ is the set of labels associated with x_i . In our proposed model, we decompose $\mathcal{T}(\cdot)$ into $\mathcal{T}(\cdot) = \mathcal{J}(\mathcal{F}(\cdot))$ where $\mathcal{F}(\cdot) : \mathcal{R}^{w' \times h' \times c'} \rightarrow \mathcal{R}^d$ is the feature learning module that extracts d -dimensional features from original image, and $\mathcal{J}(\cdot) : \mathcal{R}^d \rightarrow \mathcal{R}^c$ is the feature representation module that encodes visual features into the c -dimensional label space \mathcal{Y} by semantic dictionary. In the testing stage, for any sample without annotation $x \in \mathcal{X}$, the multi-label classifier $\mathcal{T}(\cdot)$ predicts $\mathcal{T}(x) \subseteq \mathcal{Y}$ as the set of proper labels for x ,

$$\hat{y} = \mathcal{T}(x) = \mathcal{J}(\mathcal{F}(x)). \quad (2)$$

Overview

We present a novel multi-label image classification method named Deep Semantic Dictionary Learning (DSDL) which provides a innovative solution towards multi-label image classification from the perspective of dictionary learning. DSDL is an end-to-end trainable deep learning model which incorporates the semantic information of categories and provides a naive but elegant way for exploiting and reconciling the label, semantic and visual spaces. The proposed model considers the multi-label image classification as a feature-dictionary representation problem in which the word embedding of categories is used for deriving semantic dictionary and the label embedding is deemed as the coefficients for representing the visual features of given sample. DSDL consists of three modules: feature learning, semantic dictionary generation and visual features representation modules. Figure 2 illustrates a detailed pipeline of DSDL, including

semantic dictionary learning and multi-label image classification stages. Because representation coefficients and semantic dictionary cannot be solved directly like traditional dictionary learning, we design a novel Alternately Parameter Updating Strategy (APUS) for DSDL to realize the joint learning of the representation coefficients and semantic dictionary. APUS can optimize representation coefficients and semantic dictionary alternately during the forward and backward propagation of network via establishing their connections in dictionary learning.

Deep Semantic Dictionary Learning

Feature Learning Module The CNN is currently the dominant feature learning approach. Here, we follow previous works (Zhu et al. 2017; Chen et al. 2019b,a) which adopt ResNet-101 pre-trained on ImageNet as the backbone for feature learning. Give an input image x , we feed it into ResNet-101 to obtain $2048 \times 14 \times 14$ dimensional feature maps from the final convolution layer. Then, we apply global max-pooling to obtain the 2048-dimensional global feature f as follows,

$$f = \mathcal{F}(x) = f_{pool}(f_{cnn}(x; \theta)) \in \mathcal{R}^d, \quad (3)$$

where θ indicates the learnable parameters of CNN and $d = 2048$.

Semantic Dictionary Generation Module The quality of semantic dictionary is the key to the success of our model. We intend to derive semantic dictionary in visual space from the word embedding of categories, since semantic information has been proven its discriminative characteristics in multi-label image classification (Xing et al. 2019; Murthy, Maji, and Manmatha 2015; Chen et al. 2019b,a; Lin et al. 2015). In details, we employ an auto-encoder to accomplish the dictionary generation in nonlinear manner. Many NLP researches have demonstrated that auto-encoder can exploit the semantic spaces excellently and alleviate the overfitting of model by bidirectional transformation.

In our model, the GloVe (Pennington, Socher, and Manning 2014) trained on Wikipedia dataset is leveraged for extracting a k -dimensional word embedding for each class,

$$s_i = f_g(w_i) \in \mathcal{R}^k \quad (4)$$

where w_i is the semantic word of i -th class and s_i is the corresponding word embedding. Then, the encoder f_{en} projects the word embeddings $S = [s_1, s_2, \dots, s_c] \in \mathcal{R}^{k \times c}$ into the visual space to generate the semantic dictionary $D = [a_1, a_2, \dots, a_c] \in \mathcal{R}^{d \times c}$ where $a_i \in \mathcal{R}^d$ is the i -th dictionary atom, and the decoder projects the semantic dictionary back to the semantic space for reconstructing S . Such procedure can be mathematically denoted as follows,

$$D = f_{en}(S; \psi), \quad (5)$$

$$\hat{S} = f_{de}(D; \psi^T), \quad (6)$$

where $f_{en}(\cdot)$ and $f_{de}(\cdot)$ share the same parameters. ψ represents the learnable parameters. To ensure the learned semantic dictionary maintaining original semantic information as much as possible, the similarity between the original word

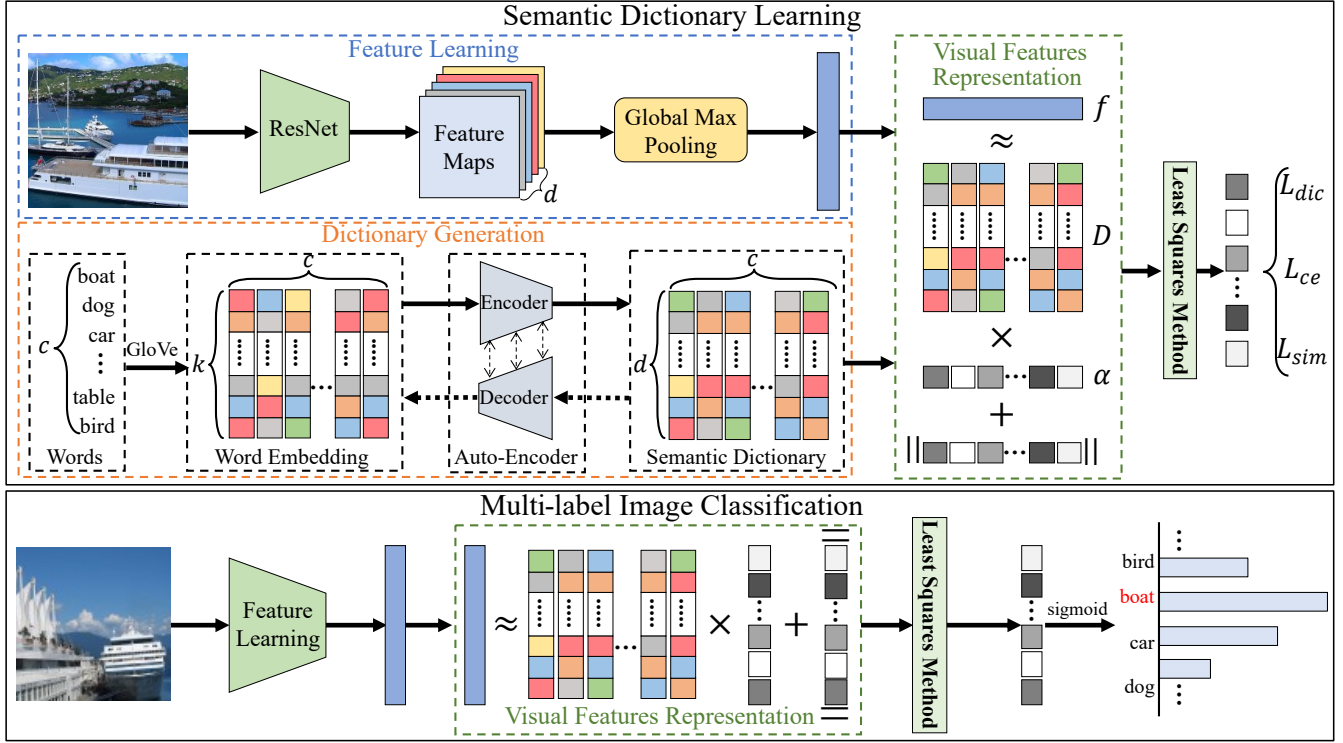


Figure 2: Illustration of Deep Semantic Dictionary Learning. The semantic dictionary learning stage (training stage) aims at training CNN for feature extraction and auto-encoder for semantic dictionary generation. In the multi-label image classification stage (testing stage), the label occurrence probabilities of given image can be estimated by encoding its visual features with the learned semantic dictionary.

embeddings S and the reconstructed one \hat{S} should be maximized, for which we adopt the cosine distance for measuring their discrepancy. The objective of auto-encoder is,

$$\begin{aligned} \arg \max_{\psi} L_{sim} &:= \frac{1}{c} \sum_{i=1}^c \cos(s_i, \hat{s}_i) \\ &= \frac{1}{c} \sum_{i=1}^c \frac{s_i \cdot \hat{s}_i}{\|s_i\|_2 \times \|\hat{s}_i\|_2}, \end{aligned} \quad (7)$$

where $\cos(\cdot)$ represents cosine function.

Visual Features Representation Module In DSDL, we utilize the learned semantic dictionary to represent the visual features with the representation coefficients $\alpha = [\alpha^1, \alpha^2, \dots, \alpha^c] \in \mathcal{R}^c$ whose normalized version $\hat{y} = \sigma(\alpha) = [\hat{y}^1, \hat{y}^2, \dots, \hat{y}^c]$ are deemed as the label occurrence probabilities with respect to visual features f , where $\sigma(\cdot)$ is the sigmoid function to normalize the representation coefficients. The reconstruction loss of the visual features is represented as

$$L_{rec} = \|f - D\alpha\|_2^2, \quad (8)$$

where α^i is the representation coefficient corresponding to the i -th atom a_i in the dictionary.

DSDL is quite different from conventional dictionary learning approaches of which dictionaries are commonly

overcomplete ($c > d$) while our dictionary is undercomplete ($c < d$). Thus, the proposed dictionary learning model should be considered as a collaborative representation rather than the conventional sparse representation (Liu et al. 2019). The dictionary learning loss is updated as follows,

$$L_{dic} = L_{rec} + \lambda \|\alpha\|_2^2 = \|f - D\alpha\|_2^2 + \lambda \|\alpha\|_2^2, \quad (9)$$

where $\lambda > 0$ is the hyper-parameter for reconciling reconstruction loss and L_2 -norm regularization. The L_2 -norm regularization can not only fully utilize all the atoms of dictionary for guaranteeing the unique solution of DSDL, but also introduce the smooth representation to alleviate the overfitting. Meanwhile, the discrepancy between label distribution and predicted occurrence probabilities of categories is minimized and measured by cross entropy,

$$L_{ce} = - \sum_{i=1}^N \sum_{j=1}^c y_i^j \log(\hat{y}_i^j) + (1 - y_i^j) \log(1 - \hat{y}_i^j). \quad (10)$$

After the minimization of L_{ce} , the optimal dictionary learning model is obtained,

$$\mathcal{J}(f) \leftarrow \arg \min_{D, \alpha} L_{ce} + \beta L_{dic}, \quad (11)$$

where $\beta > 0$ is the hyper-parameter for balancing the losses.

Overall Objective Equations 7 and 11 are integrated as Equation 12 for overall optimization objective of our DSDL.

$$\mathcal{T}(\cdot) \leftarrow \arg \min_{\theta, \psi} L_{total} = \frac{L_{ce} + \beta L_{dic}}{L_{sim}} \quad (12)$$

With the above formula, the multi-label image classification is cast as deep dictionary learning for solution via learning the optimal θ and ψ . The proposed DSDL establishes the correlations among the label, semantic and visual spaces in perspective of dictionary learning. Specifically, it exploits the semantic and visual spaces with CNN and auto-encoder respectively, then the learned semantic dictionary and the visual features are collaboratively utilized to exploit the label space.

Alternately Parameter Updating Strategy

Our proposed DSDL cannot be optimized with the conventional backward propagation by minimizing L_{total} , because semantic dictionary D is unreliable and representation coefficients α is unknown. We design the Alternately Parameter Updating Strategy (APUS) to optimize our model, which consists of representation coefficients updating and semantic dictionary updating stages executed alternately in the forward and backward propagation.

Update Representation Coefficients α In the forward propagation, an unreliable semantic dictionary D is generated by Equation 5. Then semantic dictionary D and visual features f in Equation 9 are fixed, thus the optimization problem of Equation 9 is transformed into a regularized least square problem for obtaining the representation coefficients α . More specifically, let the derivative of the dictionary loss with respect to α be zero,

$$\begin{aligned} \frac{\partial L_{dic}}{\partial \alpha} &= \frac{\partial(\text{Tr}(D\alpha - f)^T(D\alpha - f) + \lambda\alpha^T\alpha)}{\partial \alpha} \\ &= 2D^T D\alpha - 2D^T f + 2\lambda\alpha = 0. \end{aligned} \quad (13)$$

Then we can obtain its closed-form solution of α ,

$$\alpha = (D^T D + \lambda I)^{-1} D^T f. \quad (14)$$

Update Semantic Dictionary D In the backward propagation, representation coefficients α is fixed to the value obtained in the previous step. The conventional backward propagation is used for optimizing the semantic dictionary D and the feature learning module by minimizing L_{total} . Afterwards, the semantic dictionary D and the visual features f will be updated for next step.

Finally, these updating steps are alternately executed until convergence. The details of the model optimization procedure is summarized in Algorithm 1.

Multi-label Image Classification

Once the DSDL trained, a reliable semantic dictionary D and the mapping function $\mathcal{F}(\cdot)$ of the feature learning module are obtained. Given a test image x' , the visual feature f' is extracted with the feature learning module $\mathcal{F}(\cdot)$. Then the label occurrence probabilities of x' can be predicted by accomplishing a dictionary query task as follows,

$$\begin{aligned} \hat{y}' &= \sigma(\hat{\alpha}) = \sigma((D^T D + \lambda I)^{-1} D^T f') \\ &= \sigma((D^T D + \lambda I)^{-1} D^T \mathcal{F}(x')). \end{aligned} \quad (15)$$

Algorithm 1: Alternately Parameter Updating

Input: Training set $\mathcal{D} = \{(x_i, y_i) | 1 \leq i \leq N\}$;
 Semantic words $\mathcal{W} = [w_1, w_2, \dots, w_c]$;
 Iterative number I_t ; Learning rate η ;

Output: Semantic dictionary D ;
 Feature learning module $\mathcal{F}(\cdot)$;

Initialize θ with pre-trained ResNet-101;
 Initialize ψ randomly;

for $u = 1, 2, \dots, I_t$ **do**
 for $i = 1, 2, \dots, N$ **do**
 // forward propagation
 1. For each x_i , extract visual features f_i with the feature learning module;
 2. For each w_i , obtain word embedding vector s_i with the auto-encoder;
 3. Generate semantic dictionary D by Equation 5;
 4. Compute coefficients α by Equation 14;
 5. Obtain occurrence probabilities of categories \hat{y}_i with sigmoid function;
 // backward propagation
 7. Update network parameters θ and ψ by minimizing L_{total} in Equation 12;
 end
end
 Return D, θ and ψ

Conventionally, if the estimated probability is greater than 0.5, the image is positive in this category and vice versa.

Experiments

Experimental Settings

Datasets: To prove the effectiveness of DSDL, we conduct extensive experiments on three public multi-label image benchmarks are used for model evaluation, *i.e.*, Pascal VOC 2007, Pascal VOC 2012 and Microsoft COCO.

Pascal VOC 2007 (Everingham et al. 2010) is the most widely used datasets to evaluate the multi-label image classification task, which contains 20 categories divided into training (2,501), validation (2,510) and testing (4,952). Following the previous work, we train our model on training and validation sets, and evaluate on the testing set.

Pascal VOC 2012 (Everingham et al. 2010) consists of the same 20 categories as VOC 2007 while VOC 2012 contains images from 2008-2011 and there is no intersection with 2007. VOC 2012 dataset is divided into training (5,717), validation (5,823) and testing (10,991). We train our model on training set, and fine-tune on validation set. Since there are no ground truth labels provided for the testing set, all approaches are evaluated by submitting the testing results to the Pascal VOC Evaluation Server.

Microsoft COCO (Lin et al. 2014) is large scale images with Common Objects in Context (COCO), which is widely applied to many fields such as object detection, segmentation, and image caption. COCO contains 122,218 images and covers 80 common categories, which is further divided

Method	aero	bike	bird	boat	bottle	bus	car	cat	chair	cow	table	dog	horse	motor	person	plant	sheep	sofa	train	tv	mAP
HCP(Wei et al. 2015)	98.6	97.1	98.0	95.6	75.3	94.7	95.8	97.3	73.1	90.2	80.0	97.3	96.1	94.9	96.3	78.3	94.7	76.2	97.9	91.5	90.9
ResNet-101(He et al. 2016)	99.5	97.7	97.8	96.4	65.7	91.8	96.1	97.6	74.2	80.9	85.0	98.4	96.5	95.9	98.4	70.1	88.3	80.2	98.9	89.2	89.9
FeV+LV(Yang et al. 2016)	97.9	97.0	96.6	94.6	73.6	93.9	96.5	95.5	73.7	90.3	82.8	95.4	97.7	95.9	98.6	77.6	88.7	78.0	98.3	89.0	90.6
RCP(Wang et al. 2016b)	99.3	97.6	98.0	96.4	79.3	93.8	96.6	97.1	78.0	88.7	87.1	97.1	96.3	95.4	99.1	82.1	93.6	82.2	98.4	92.8	92.5
CNN-RNN(Wang et al. 2016a)	96.7	83.1	94.2	92.8	61.2	82.1	89.1	94.2	64.2	83.6	70.0	92.4	91.7	84.2	93.7	59.8	93.2	75.3	99.7	78.6	84.0
RDAR(Wang et al. 2017)	98.6	97.4	96.3	96.2	75.2	92.4	96.5	97.1	76.5	92.0	87.7	96.8	97.5	93.8	98.5	81.6	93.7	82.8	98.6	89.3	91.9
RARL(Chen et al. 2018)	98.6	97.1	97.1	95.5	75.6	92.8	96.8	97.3	78.3	92.2	87.6	96.9	96.5	93.6	98.5	81.6	93.1	83.2	98.5	89.3	92.0
RMIC(He et al. 2018)	97.1	91.3	94.2	57.1	86.7	90.7	93.1	63.3	83.3	76.4	92.8	94.4	91.6	95.1	92.3	59.7	86.0	69.5	96.4	79.0	84.5
RLSD(Zhang et al. 2018b)	96.4	92.7	93.8	94.1	71.2	92.5	94.2	95.7	74.3	90.0	74.2	95.4	96.2	92.1	97.9	66.9	93.5	73.7	97.5	87.6	88.5
DELTA(Yu et al. 2019)	98.2	95.1	95.8	95.7	71.6	91.2	94.5	95.9	79.4	92.5	85.6	96.7	96.8	93.7	97.8	77.7	95.0	81.9	99.0	87.9	91.1
ML-GCN(Chen et al. 2019b)*	99.8	98.2	98.0	98.3	80.2	94.6	97.4	97.7	82.9	93.1	87.6	97.8	97.9	95.2	98.9	83.3	95.4	81.2	98.8	93.7	93.5
CoP(Wen et al. 2020)	99.9	98.4	97.8	98.8	81.2	93.7	97.1	98.4	82.7	94.6	87.1	98.1	97.6	96.2	98.8	83.2	96.2	84.7	99.1	93.5	93.8
DSDL	99.8	98.7	98.4	97.9	81.9	95.4	97.6	98.3	83.3	95.0	88.6	98.0	97.9	95.8	99.0	86.6	95.9	86.4	98.6	94.4	94.4

Table 1: The performance comparison on the Pascal VOC 2007 dataset. The bold one indicates the best performance. The sign “*” indicates the reproduced results via using the source codes provided by the original authors.

Method	aero	bike	bird	boat	bottle	bus	car	cat	chair	cow	table	dog	horse	motor	person	plant	sheep	sofa	train	tv	mAP
VGG19+SVM(Simonyan 2014)	99.1	88.7	95.7	93.9	73.1	92.1	84.8	97.7	79.1	90.7	83.2	97.3	96.2	94.3	96.9	63.4	93.2	74.6	97.3	87.9	89.0
HCP(Wei et al. 2015)	99.1	92.8	97.4	94.4	79.9	93.6	89.8	98.2	78.2	94.9	79.8	97.8	97.0	93.8	96.4	74.3	94.7	71.9	96.7	88.6	90.5
FeV+LV(Yang et al. 2016)	98.4	92.8	93.4	90.7	74.9	93.2	90.2	96.1	78.2	89.8	80.6	95.7	96.1	95.3	97.5	73.1	91.2	75.4	97.0	88.2	89.4
RCP(Wang et al. 2016b)	99.3	92.2	97.5	94.9	82.3	94.1	92.4	98.5	83.8	93.5	83.1	98.1	97.3	96.0	98.8	77.7	95.1	79.4	97.7	92.4	92.2
RMIC(He et al. 2018)	98.0	85.5	92.6	88.7	64.0	86.8	82.0	94.9	72.7	83.1	73.4	95.2	91.7	90.8	95.5	58.3	87.6	70.6	93.8	83.0	84.4
DELTA(Yu et al. 2019)	-	-	-	-	-	-	-	-	-	-	-	-	-	-	-	-	-	-	-	-	90.3
DSDL	99.4	95.3	97.6	95.7	83.5	94.8	93.9	98.5	85.7	94.5	83.8	98.4	97.7	95.9	98.5	80.6	95.7	82.3	98.2	93.2	93.2

Table 2: The performance comparison on the Pascal VOC 2012 dataset. The bold one indicates the best performance. The sign “-” denotes the corresponding result is not provided.

into 82,081 images training set and 40,137 images validation set. We evaluate the performance of all the methods on the validation set.

Evaluation Metrics: We follow the conventional setting (Chen et al. 2019b) which adopts the average precision (AP) on each category and mean average precision (mAP) over all categories for evaluation. With regard to the COCO dataset, we assign the labels with top-3 scores for each image and compare them with the ground truth labels. More specifically, the overall precision, recall, F1-measure (OP, OR, OF1) and per-class precision, recall, F1-measure (CP, CR, CF1) are employed as detailed performance indicators,

$$\begin{aligned}
OP &= \frac{\sum_i N_i^t}{\sum_i N_i^p}, & CP &= \frac{1}{c} \sum_i \frac{N_i^t}{N_i^p}, \\
OR &= \frac{\sum_i N_i^t}{\sum_i N_i^g}, & CR &= \frac{1}{c} \sum_i \frac{N_i^t}{N_i^g}, \\
OF1 &= \frac{2 \times OP \times OR}{OP + OR}, & CF1 &= \frac{2 \times CP \times CR}{CP + CR},
\end{aligned} \tag{16}$$

where c is the number of labels, N_i^t is the number of images that are correctly predicted for the i -th label, N_i^p is the number of predicted images for the i -th label, N_i^g is the number of ground truth images for the i -th label. Generally speak-

ing, OF1, CF1 and mAP are the relatively more important performance indicator.

Compared Methods: We compare our proposed DSDL with dozens of multi-label image classification approaches. Most of them are based on deep learning. They are VG-GNet+SVM (Simonyan 2014), HCP (Wei et al. 2015), FeV+LV (Yang et al. 2016), RCP (Wang et al. 2016b), RMIC (He et al. 2018), WARP (Gong et al. 2013), CNN-RNN (Wang et al. 2016a), ResNet-101 (He et al. 2016), RDAR (Wang et al. 2017), ResNet-SRN-att (Zhu et al. 2017), RLSD (Zhang et al. 2018b), KD-WSD (Liu et al. 2018), RARL (Chen et al. 2018), DELTA (Yu et al. 2019), ResNet101-ACfs (Guo et al. 2019), ML-GCN (Chen et al. 2019b) and CoP (Wen et al. 2020).

Implementation Details: ResNet-101 pre-trained on ImageNet is utilized as the feature learning module. The input images are randomly cropped and resized into 448×448 with random horizontal flips for data augmentation. With regard to the dictionary learning module, the encoder consists of two fully connected layers with output dimension of 1024 and 2048 followed by LeakyReLU with negative slope 0.2. The decoder shares the same learnable parameters with encoder. All modules are optimized with Stochastic Gradient Descent (SGD) optimizer. The momentum is 0.9 and the

Method	mAP	TOP3						ALL					
		CP	CR	CF1	OP	OR	OF1	CP	CR	CF1	OP	OR	OF1
WARP(Gong et al. 2013)	-	59.3	52.5	55.7	59.8	61.4	60.7	-	-	-	-	-	-
CNN-RNN(Wang et al. 2016a)	-	66.0	55.6	60.4	69.2	66.4	67.8	-	-	-	-	-	-
ResNet-101(He et al. 2016)	77.3	84.1	59.4	69.7	89.1	62.8	73.6	80.2	66.7	72.8	83.9	70.8	76.8
RDAR(Wang et al. 2017)	73.4	79.1	58.7	67.4	84.0	63.0	72.0	-	-	-	-	-	-
ResNet-SRN(Zhu et al. 2017)	77.1	85.2	58.8	67.4	87.4	62.5	72.9	81.6	65.4	71.2	82.7	69.9	75.8
RLSD(Zhang et al. 2018b)	-	67.6	57.2	62.0	70.1	63.4	66.5	-	-	-	-	-	-
KD-WSD(Liu et al. 2018)	74.6	-	-	66.8	-	-	72.7	-	-	69.2	-	-	74.0
RARL(Chen et al. 2018)	-	78.8	57.2	66.2	84.0	61.6	71.1	-	-	-	-	-	-
DELTA(Yu et al. 2019)	71.3	-	-	-	-	-	-	-	-	-	-	-	-
ResNet101-ACfs(Guo et al. 2019)	77.5	85.2	59.4	68.0	86.6	63.3	73.1	77.4	68.3	72.2	79.8	73.1	76.3
CoP(Wen et al. 2020)	81.1	86.4	62.9	72.7	88.7	65.1	75.1	81.2	70.8	75.8	83.6	73.3	78.1
DSDL	81.7	88.1	62.9	73.4	89.6	65.3	75.6	84.1	70.4	76.7	85.1	73.9	79.1

Table 3: The performance comparison on the Microsoft COCO dataset. The bold one indicates the best performance. The sign “-” denotes the corresponding result is not provided.

weight decay is 10^{-4} . The initial learning rate is 0.01, which decays by a factor of 10 for every 40 epochs and the network is trained for 100 epochs in total.

Experimental Results

Table 1, Table 2 and Table 3 tabulate the performances of different multi-label image classification methods on VOC 2007, 2012 and COCO datasets respectively. The results show that DSDL achieves the best performances in mAP on all three datasets where mAP is deemed as the most important comprehensive performance indicator in multi-label image classification. More specifically, DSDL shows its advantage almost in all the object recognition tasks on two VOC datasets. The performance gains of DSDL over DELTA, ML-GCN and CoP, which are the three of the most recent compared approaches on VOC 2007 dataset, are 3.3%, 0.9% and 0.6% respectively, where ML-GCN and CoP also achieved the ResNet101 as their backbone networks. DSDL performs more dominant on VOC 2012 dataset where it possesses 1.0% more accuracies than the second performed method, and only fails to win the first on the recognition of cow, motor and person with a narrow margin.

On COCO dataset, DSDL achieves the best mAP, CF1 and OF1 which are all the most important performance indicators. Its CF1 and OF1 in TOP3 case are 73.4% and 75.6%. These numbers in ALL case are 76.7% and 79.1%. Compared with the plain ResNet101 model, DSDL gets 4.4% more accuracies in mAP which validates the effectiveness of our proposed DSDL. Moreover, DSDL consistently performs better than the other ResNet101-based approaches, such as ResNet-SRN, ResNet101-ACfs and CoP. The gains over these methods in mAP are 4.6%, 4.2% and 0.6% respectively on COCO dataset. Overall, although DSDL is succinct which just introduces the idea of dictionary learning to multi-label image classification for reconciling the all three involved spaces, all the experimental results imply that it achieves promising performance and has potential for further improvement.

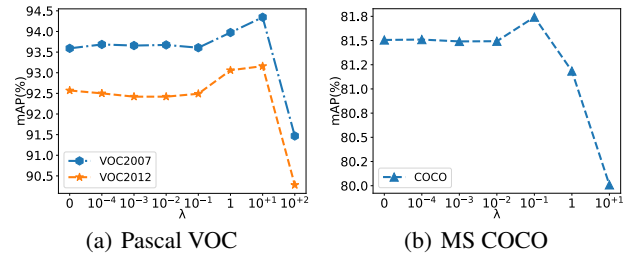


Figure 3: Performance comparisons with different values of λ . Note that, when $\lambda = 0$, there is no regularizer.

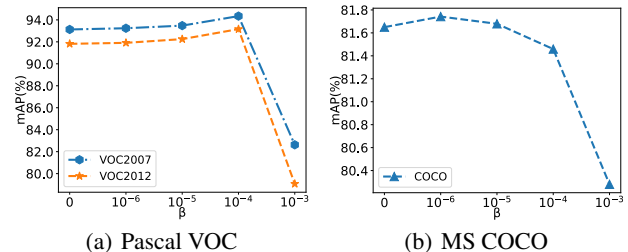


Figure 4: Performance comparisons with different values of β . Note that, when $\beta = 0$, dictionary learning loss L_{dic} is ignored.

Ablation Studies

Effects of different hyper-parameters There are two manually tunable hyper-parameters λ and β which are used for controlling the impacts of L_2 -norm regularization and dictionary learning loss respectively. We conduct ablation experiments on three datasets to analyze the impacts of these parameters. Figures 3 and 4 report their experimental results. It can be observed that DSDL seems to be more sensitive to λ than β . A greater λ often leads to a better result until λ is too greater to lead to the model collapse while β have

the similar phenomenon but the performance is more stable when its value is below 10^{-4} . Another interesting phenomenon is the performance improvement is not so significant when the β is set from zero to 10^{-4} . We attribute this to the fact that DSDL is still benefited from the dictionary learning even without the dictionary losses due to the specialty of Alternately Parameter Updating Strategy (APUS) which performs the dictionary learning in forward propagation and then aligns the normalized representation coefficients as the predicted labels with ground truths in the backward propagation alternately. In other words, the idea of dictionary learning has been already integrated into DSDL essentially in the parameter updating stage and the dictionary learning loss is just an additional emphasis on the dictionary representation of a sample in backward propagation step. With regard to the COCO dataset, the performances under different β and λ are more stable but they still suffer from the model collapse when their values keep increasing. In summary, we suggest $\lambda = 10$, $\beta = 10^{-4}$ for Pascal VOC and $\lambda = 0.1$, $\beta = 10^{-6}$ for COCO.

Conclusion

In this paper, we address the problem of multi-label image classification by considering it as a dictionary learning task and propose a novel end-to-end approach, Deep Semantic Dictionary Learning (DSDL). With adopting dictionary learning technique, the DSDL exploits and reconciles all involved spaces, including label, semantic and visual spaces, through generating the semantic dictionary and taking the reconstruction of visual features as a dictionary query task to obtain normalized representation coefficients as label occurrence probabilities. Our proposed DSDL approach is only a plain version of above idea without applying any extra tricks like the attention mechanism or label correlation analysis, while extensive experiments on three standard multi-label image benchmarks shown that it does achieved promising performances in comparison with the state-of-the-arts. In future study, we will consider introducing attention mechanism or label correlation to further improve the performance of our model.

Acknowledgements

This work was supported in part by the National Natural Science Foundations of China under Grant 61602068, the Fundamental Research Funds for the Central Universities under Grant 2019CDCGRJ314 and 2019CDYGYB014.

References

Akata, Z.; Reed, S.; Walter, D.; Lee, H.; and Schiele, B. 2015. Evaluation of output embeddings for fine-grained image classification. In *Proceedings of the IEEE conference on computer vision and pattern recognition*, 2927–2936.

Bradley, J. K.; and Guestrin, C. 2010. Learning tree conditional random fields. In *ICML-10*, 127–134.

Cao, X.; Zhang, H.; Guo, X.; Liu, S.; and Meng, D. 2015. Sled: Semantic label embedding dictionary representation for multilabel image annotation. *IEEE Transactions on Image Processing* 24(9): 2746–2759.

Chen, T.; Wang, Z.; Li, G.; and Lin, L. 2018. Recurrent attentional reinforcement learning for multi-label image recognition. In *Thirty-Second AAAI Conference on Artificial Intelligence*.

Chen, T.; Xu, M.; Hui, X.; Wu, H.; and Lin, L. 2019a. Learning semantic-specific graph representation for multi-label image recognition. In *Proceedings of the IEEE International Conference on Computer Vision*, 522–531.

Chen, Z.-M.; Wei, X.-S.; Wang, P.; and Guo, Y. 2019b. Multi-label image recognition with graph convolutional networks. In *Proceedings of the IEEE Conference on Computer Vision and Pattern Recognition*, 5177–5186.

Everingham, M.; Van Gool, L.; Williams, C. K.; Winn, J.; and Zisserman, A. 2010. The pascal visual object classes (voc) challenge. *International journal of computer vision* 88(2): 303–338.

Gong, Y.; Jia, Y.; Leung, T.; Toshev, A.; and Ioffe, S. 2013. Deep convolutional ranking for multilabel image annotation. *arXiv preprint arXiv:1312.4894*.

Guillaumin, M.; Mensink, T.; Verbeek, J.; and Schmid, C. 2009. Tagprop: Discriminative metric learning in nearest neighbor models for image auto-annotation. In *2009 IEEE International Conference on Computer Vision*, 309–316. IEEE.

Guo, H.; Zheng, K.; Fan, X.; Yu, H.; and Wang, S. 2019. Visual attention consistency under image transforms for multi-label image classification. In *Proceedings of the IEEE Conference on Computer Vision and Pattern Recognition*, 729–739.

Guo, Y.; and Gu, S. 2011. Multi-label classification using conditional dependency networks. In *Twenty-Second International Joint Conference on Artificial Intelligence*.

He, K.; Zhang, X.; Ren, S.; and Sun, J. 2016. Deep residual learning for image recognition. In *Proceedings of the IEEE conference on computer vision and pattern recognition*, 770–778.

He, S.; Xu, C.; Guo, T.; Xu, C.; and Tao, D. 2018. Reinforced multi-label image classification by exploring curriculum. In *Thirty-Second AAAI Conference on Artificial Intelligence*.

He, X.; and Peng, Y. 2017. Fine-grained image classification via combining vision and language. In *Proceedings of the IEEE Conference on Computer Vision and Pattern Recognition*, 5994–6002.

Huang, S.; Lin, J.; and Huangfu, L. 2020. Class-Prototype Discriminative Network for Generalized Zero-Shot Learning. *IEEE Signal Processing Letters* 27: 301–305.

Jing, X.-Y.; Wu, F.; Li, Z.; Hu, R.; and Zhang, D. 2016. Multi-label dictionary learning for image annotation. *IEEE Transactions on Image Processing* 25(6): 2712–2725.

Lee, C.-W.; Fang, W.; Yeh, C.-K.; and Frank Wang, Y.-C. 2018. Multi-label zero-shot learning with structured knowledge graphs. In *Proceedings of the IEEE conference on computer vision and pattern recognition*, 1576–1585.

- Li, B.; Yuan, C.; Xiong, W.; Hu, W.; Peng, H.; Ding, X.; and Maybank, S. 2017. Multi-view multi-instance learning based on joint sparse representation and multi-view dictionary learning. *IEEE transactions on pattern analysis and machine intelligence* 39(12): 2554–2560.
- Lin, C.-C.; Ammar, W.; Dyer, C.; and Levin, L. 2015. Un-supervised POS induction with word embeddings. *arXiv preprint arXiv:1503.06760*.
- Lin, T.-Y.; Maire, M.; Belongie, S.; Hays, J.; Perona, P.; Ramanan, D.; Dollár, P.; and Zitnick, C. L. 2014. Microsoft coco: Common objects in context. In *European conference on computer vision*, 740–755. Springer.
- Liu, B.; Wang, M.; Hong, R.; Zha, Z.; and Hua, X.-S. 2009. Joint learning of labels and distance metric. *IEEE Transactions on Systems, Man, and Cybernetics, Part B (Cybernetics)* 40(3): 973–978.
- Liu, B.; Yuan, X.-T.; Wang, L.; Liu, Q.; Huang, J.; and Metaxas, D. N. 2019. Distributed inexact Newton-type pursuit for non-convex sparse learning. In *The 22nd International Conference on Artificial Intelligence and Statistics*, 343–352.
- Liu, W.; Tao, D.; Cheng, J.; and Tang, Y. 2014. Multiview Hessian discriminative sparse coding for image annotation. *Computer Vision and Image Understanding* 118: 50–60.
- Liu, Y.; Sheng, L.; Shao, J.; Yan, J.; Xiang, S.; and Pan, C. 2018. Multi-label image classification via knowledge distillation from weakly-supervised detection. In *Proceedings of the 26th ACM international conference on Multimedia*, 700–708.
- Mikolov, T.; Sutskever, I.; Chen, K.; Corrado, G. S.; and Dean, J. 2013. Distributed representations of words and phrases and their compositionality. In *Advances in neural information processing systems*, 3111–3119.
- Murthy, V. N.; Maji, S.; and Manmatha, R. 2015. Automatic image annotation using deep learning representations. In *Proceedings of the 5th ACM on International Conference on Multimedia Retrieval*, 603–606.
- Niu, S.; Xu, Q.; Zhu, P.; Hu, Q.; and Shi, H. 2019. Coupled Dictionary Learning for Multi-label Embedding. In *IJCNN*, 1–8. IEEE.
- Pennington, J.; Socher, R.; and Manning, C. D. 2014. Glove: Global vectors for word representation. In *EMNLP*, 1532–1543.
- Simonyan, K. 2014. Very deep convolutional networks for large-scale image recognition. *arXiv preprint arXiv:1409.1556*.
- Tan, M.; Shi, Q.; van den Hengel, A.; Shen, C.; Gao, J.; Hu, F.; and Zhang, Z. 2015. Learning graph structure for multi-label image classification via clique generation. In *Proceedings of the IEEE Conference on Computer Vision and Pattern Recognition*, 4100–4109.
- Wang, J.; Yang, Y.; Mao, J.; Huang, Z.; Huang, C.; and Xu, W. 2016a. Cnn-rnn: A unified framework for multi-label image classification. In *Proceedings of the IEEE conference on computer vision and pattern recognition*, 2285–2294.
- Wang, M.; Luo, C.; Hong, R.; Tang, J.; and Feng, J. 2016b. Beyond object proposals: Random crop pooling for multi-label image recognition. *IEEE Transactions on Image Processing* 25(12): 5678–5688.
- Wang, X.; Wang, B.; Bai, X.; Liu, W.; and Tu, Z. 2013. Max-margin multiple-instance dictionary learning. In *International conference on machine learning*, 846–854.
- Wang, Z.; Chen, T.; Li, G.; Xu, R.; and Lin, L. 2017. Multi-label image recognition by recurrently discovering attentional regions. In *Proceedings of the IEEE international conference on computer vision*, 464–472.
- Wei, Y.; Xia, W.; Lin, M.; Huang, J.; Ni, B.; Dong, J.; Zhao, Y.; and Yan, S. 2015. HCP: A flexible CNN framework for multi-label image classification. *IEEE transactions on pattern analysis and machine intelligence* 38(9): 1901–1907.
- Wen, S.; Liu, W.; Yang, Y.; Zhou, P.; Guo, Z.; Yan, Z.; Chen, Y.; and Huang, T. 2020. Multilabel image classification via feature/label co-projection. *IEEE Transactions on Systems, Man, and Cybernetics: Systems*.
- Xian, Y.; Lorenz, T.; Schiele, B.; and Akata, Z. 2018. Feature generating networks for zero-shot learning. In *Proceedings of the IEEE conference on computer vision and pattern recognition*, 5542–5551.
- Xing, C.; Rostamzadeh, N.; Oreshkin, B.; and Pinheiro, P. O. 2019. Adaptive cross-modal few-shot learning. In *Advances in Neural Information Processing Systems*, 4847–4857.
- Xue, X.; Zhang, W.; Zhang, J.; Wu, B.; Fan, J.; and Lu, Y. 2011. Correlative multi-label multi-instance image annotation. In *2011 International Conference on Computer Vision*, 651–658. IEEE.
- Yang, H.; Tianyi Zhou, J.; Zhang, Y.; Gao, B.-B.; Wu, J.; and Cai, J. 2016. Exploit bounding box annotations for multi-label object recognition. In *Proceedings of the IEEE Conference on Computer Vision and Pattern Recognition*, 280–288.
- Yu, W.-J.; Chen, Z.-D.; Luo, X.; Liu, W.; and Xu, X.-S. 2019. DELTA: A deep dual-stream network for multi-label image classification. *Pattern Recognition* 91: 322–331.
- Zhang, J.; Wu, Q.; Shen, C.; Zhang, J.; and Lu, J. 2018a. Multilabel image classification with regional latent semantic dependencies. *IEEE Transactions on Multimedia* 20(10): 2801–2813.
- Zhang, J.; Wu, Q.; Shen, C.; Zhang, J.; and Lu, J. 2018b. Multilabel image classification with regional latent semantic dependencies. *IEEE Transactions on Multimedia* 20(10): 2801–2813.
- Zhang, M.-L.; and Zhou, Z.-H. 2013. A review on multi-label learning algorithms. *IEEE transactions on knowledge and data engineering* 26(8): 1819–1837.
- Zhu, F.; Li, H.; Ouyang, W.; Yu, N.; and Wang, X. 2017. Learning spatial regularization with image-level supervisions for multi-label image classification. In *Proceedings of the IEEE Conference on Computer Vision and Pattern Recognition*, 5513–5522.