

CN-Celeb: multi-genre speaker recognition^{*}

Lantian Li^a, Ruiqi Liu^{a,b}, Jiawen Kang^a, Yue Fan^e, Hao Cui^e, Yunqi Cai^c, Ravichander Vipperla^d, Thomas Fang Zheng^a and Dong Wang^a

^aCenter for Speech and Language Technologies (CSLT), BNRist at Tsinghua University, Beijing

^bChina University of Mining and Technology-Beijing

^cDepartment of Computer Science and Technology, Tsinghua University

^dSamsung AI Center, Cambridge, UK

^eKey Laboratory of Transient Physics, Nanjing University of Science and Technology

ARTICLE INFO

Keywords:
Speaker recognition
Multi-genre
Speech corpus

ABSTRACT

Research on speaker recognition is extending to address the vulnerability in the wild conditions, among which genre mismatch is perhaps the most challenging, for instance, enrollment with reading speech while testing with conversational or singing audio. This mismatch leads to complex and composite inter-session variations, both intrinsic (i.e., speaking style, physiological status) and extrinsic (i.e., recording device, background noise). Unfortunately, the few existing multi-genre corpora are not only limited in size but are also recorded under controlled conditions, which cannot support conclusive research on the multi-genre problem. In this work, we firstly publish CN-Celeb, a large-scale multi-genre corpus that includes in-the-wild speech utterances of 3,000 speakers in 11 different genres. Secondly, using this dataset, we conduct a comprehensive study on the multi-genre phenomenon, in particular the impact of the multi-genre challenge on speaker recognition, and on how to utilize the valuable multi-genre data more efficiently.

1. Introduction

Speaker recognition aims to verify the claimed identity of a person using her/his spoken utterance as input modality. With several decades of research, the performance of speaker recognition systems has been remarkably improved, and commercial usage has been made feasible in certain conditions [1, 2, 3].

A long-standing theme in speaker recognition research has been the problem of tackling various speaker-independent variations in the speech signal. These variations could be extrinsic or intrinsic. The most significant extrinsic variations include diversity in recording device, ambient acoustics, background noise, transmission channel, and distortions introduced in pre-processing algorithms. Intrinsic variations refer to both the minor and universal randomness in the movement of pronunciation apparatus as well as more explicit diversity in speaking style (e.g., reading or spontaneous), speaking rate, emotion, and physical status. These variations pose the major challenge for speaker recognition systems.

The history of speaker recognition research can be seen as a pursuit towards solving the impact of these variations on the recognition accuracy. For instance, initial research was constrained to text-dependent tasks and focused on solving the variation caused by pronunciation randomness, in which the Hidden Markov Model (HMM) was the most popular [4]. Later research attempted to solve text-independent tasks and had to deal with phonetic variation, which boomed the Gaussian Mixture Model with Universal Background Model (GMM-

UBM) architecture [5]. Further research tried to address inter-session variation caused by channels and speaking styles, for which the i-vector/PLDA architecture was the most successful [6]. Recently, the research focus has been targeted towards dealing with complex variations in the *wild* scenarios, for which deep learning methods have been demonstrated to be the most powerful [7, 8, 9, 10].

Multi-genre scenario is perhaps the most challenging scenario for speaker recognition, as it involves nearly all the complex variations one can imagine. For example, a speaker aged 20 may be registered with the system using an interview speech, recorded in a quiet environment, with a relatively formal speaking style, and using a far-field table microphone; while the test may be with a singing speech of the same speaker at age 40, in a live show under music background, with a close-talk hand-held microphone. From another perspective, multi-genre is not an artificial challenge, it is indeed encountered in many real-life applications. For instance, a good speaker recognition system must be able to accept a user several months after the registration, even if the user uses a different cellphone and speaks in a different style. In summary, we argue that good performance on multi-genre scenarios is a sufficient and necessary condition for practical success of speaker recognition research.

Unfortunately, the existing state-of-the-art techniques perform poorly in multi-genre conditions. Our recent experimental results show that a system trained with the most popular recipe and using the largest corpus publicly available (VoxCeleb) performed quite poorly on CN-Celeb1 [11], a multi-genre corpus that we have recently published. Specifically, the results in terms of Equal Error Rate (EER) was 3.75% on SITW, the accompanying test data of VoxCeleb. On CN-Celeb.E, a subset of CN-Celeb1 consisting of 200 speakers, the EER result was 15.52%, an increase of 300%

^{*}This document was supported by the National Natural Science Foundation of China (NSFC) under the project No.61633013. Dong Wang (wangdong99@mails.tsinghua.edu.cn) is the corresponding author. Lantian Li, Ruiqi Liu and Jiawen Kang are joint first authors.

ORCID(s):

Table 1
History of speaker recognition research.

Phases	Approximate Period	Variations	Techniques	Typical Corpora
I	1970-2000	pronunciation	DTW, HMM	Private data
II	1995-2010	phone	GMM-UBM	Switchboard, NIST SRE (-03)
III	2005-2016	session	JFA, i-vector/PLDA	Mixer, NIST SRE (04-16)
IV	2017-	complex	DNN	VoxCeleb, NIST SRE (18-19)

compared to the SITW result.

The importance of multi-genre scenario and the below-par performance of existing techniques in this scenario necessitates a concentrated research effort in this direction. However, the present CN-Celeb1 corpus [11] is insufficient to derive comprehensive research conclusions due to its limited data size. CN-Celeb1 has only 1,000 speakers and 270 hours of speech signals in total. The limited data size makes it hard to be used as a standalone training set, especially when the models are based on deep learning methods. This has been clearly demonstrated in our previous experiments [11] where the performance of i-vector system was better than that of x-vector system (14.24% vs. 14.78%), when the two systems were trained with 800 speakers (CN-Celeb1.T) and tested on the rest 200 speakers (CN-Celeb1.E). Moreover, the performance of x-vector system trained with CN-Celeb1.T was even worse than the one trained with VoxCeleb, even though the former is based on multi-genre data and so is under matched condition. The data insufficiency is an obstacle for researchers for a deep investigation into the multi-genre challenge.

In this work, we firstly publish a new large-scale multi-genre corpus, called CN-Celeb2. CN-Celeb2 shares the same 11 genres as CN-Celeb1, but the data size is much larger. It contains over 520,000 utterances from 2,000 Chinese celebrities. The two multi-genre corpora make up the overall CN-Celeb corpus¹, which can be used to perform fully multi-genre training and test. Secondly, based on the new CN-Celeb database, we conduct a comprehensive study on multi-genre speaker recognition. In particular, we employ multi-genre training to improve model robustness in cross-genre scenarios, and also investigate the efficacy of a meta-learning approach to improve model generalization for novel genres.

2. Speaker recognition: challenge, technique and data

We firstly present a historical review of speaker recognition research. The review follows the theme of variation (uncertainty) treatment, and emphasizes the interaction amongst variation treatment, technique development and data accumulation. Our view is that the demand for dealing with more complex variations warrants the design of more sophisticated techniques (models), and these techniques rely heavily on more intricate datasets. With this outlook, we categorize the development of speaker recognition research into 4 phases,

as outlined in Table 1.

2.1. Phase 1: Randomness in pronunciation

The initial foray into speaker recognition focused on the randomness in pronunciation. One cannot produce the same words/utterances in exactly the same way. Even if one intends to do so, there are always small variations in the produced speech signals. Early speaker recognition research focused on solving this type of variation, by using either non-parametric methods such as Dynamic Time Warping (DTW) [12] or with parametric models such as Hidden Markov Model (HMM) [4, 13].

A key assumption in these methods is that the randomness in pronunciation is the only variation that one needs to address. This imposes the requirement for the phonetic content of the enrollment and test utterances to be the same, or at least be amenable to alignment. The research focus in this era has therefore been text-dependent (including text-prompt) tasks.

The main problems that were addressed were: a) how to extract speaker-dependent features and b) how to align speech utterances with different lengths [14]. Note that the above models do not need a large amount of training data, and the data requirement was mostly limited to enrollment and test utterances. Researchers often used small self-collected datasets. For example, Doddington recorded 123 male speakers in a sound booth using a dynamic microphone, where 63 males were used for target trials and the rest 60 males for imposter trials [12]. Similarly, Parthasarathy et al. recorded 51 males and 49 females over long distance telephony channel, and each speaker made 26 calls uttering the same phrase [4].

2.2. Phase 2: Phonetic variation

Further investigations attempted to deal with the phonetic variation - the main obstacle towards text-independent speaker recognition. GMM [15] and its adapted version, GMM-UBM [5] were demonstrated to be the most effective towards this end. The main principle of this approach is to model the phonetic variance with different Gaussian components, and then treat the changes in statistical properties of these components (usually mean shift) as speaker traits. With this approach, phonetic variations and speaker variations could be well separated. It is worthwhile to highlight here that the signal-level randomness of a particular phone is represented by the variance of the corresponding Gaussian component. Some other techniques were proposed in

¹The dataset can be downloaded from <https://openslr.org/82/>

this period, but the most successful ones such as the GMM-SVM architecture [16, 17] followed the same spirit.

A large dataset is necessary to train the Gaussian components, and so data requirement during this phase was more demanding than Phase 1. Moreover, the data used by researchers began to be more standardized, partly due to the NIST Speaker Recognition Evaluation (SRE) started in 1996 [18]. One of the most popular corpora during this phase was Switchboard collected by the Linguistic Data Consortium (LDC)². This corpus incorporated several collections, each of which includes hundreds of speakers and thousands of conversations. It was extensively used in the NIST SRE series from 1996-2003, and also formed an important part of the training set in the later NIST SREs.

2.3. Phase 3: Session variation

Variations at signal level and phonetic level are relatively easy to address, as they are commonly observed in any utterance and so could be well represented in the enrollment/test utterance per se (e.g., in HMM) or easily learnt from a separate dataset (e.g., in GMM-UBM). In contrast, session variation is more challenging.

In early research, session variation referred to a substantial and systematic change, especially channel conditions (e.g., from cellular to dynamic microphone) [19, 20]. Kenny's important work on Joint Factor Analysis (JFA) [21, 22, 23] paved the way for solving general variations between sessions, by introducing two key ideas: (1) A subspace model, that not only enhances data efficiency but also allows separating speaker-dependent and speaker-independent variations into two different subspaces; (2) A prior distribution on the speaker-independent factor, which makes it possible to handle any unseen variation. This greatly extended the notion of *session*: previously, it could only be discrete categories such as channel type or speaking style, but this was then generalized to a continuous variable that varies from utterance to utterance. This general framework deals with the categorical change (e.g., recording channel) as a special case, by regarding each category as a particular session. For instance, it was found that JFA works well in dealing with multiple speaking styles [24, 25].

JFA however does not factorize well the speaker dependent factors from speaker independent ones, partly due to its nature being a generative model. The i-vector model, a successor of JFA, made a further leap [6] in producing session-based vectors that involve all types of long-term variations, and leave the task of discriminating different types of variations to a back-end model. Since i-vectors are low-dimensional, it is easier for the back-end model to complete the discrimination task. Numerous results have demonstrated that the i-vector model could achieve very good performance with accompanying PLDA [26, 27] as its back-end model.

The data requirement to solve session variation is much more demanding than the previous two phases. Especially, differentiating session variation requires single-speaker multiple-condition (SSMC) data. This type of data is much harder to

collect as it requires the same speaker providing utterances under different conditions. Fortunately, NIST SRE, after year by year evaluation, offered a large amount of SSMC data, and the research conducted in this phase mostly used the NIST SRE data, which was primarily collected by LDC under the Mixer protocol [28].

2.4. Phase 4: Complex variation

The session variation, especially covered by the NIST SRE, varies in channels, background noises and even languages. However, these variations are largely under control. The speech data collected by the Mixer project, be it telephonic conversations or interviews, was constrained by the collection process, e.g., the participants were fully cooperative.

Recently, researchers are attempting to solve a more challenging task: recognizing speakers *in the wild*. A key feature of this task is that the speakers do not cooperate with or are even aware of being recorded, and the recording conditions are fully unconstrained, leading to more complex variation. For example, the audio/video posted on YouTube may be fully spontaneous and recorded by diverse devices.

Addressing such complex variations is highly challenging. Fortunately, the DNN-based methods have shown great potential in dealing with this problem [7, 8, 9, 10]. In contrast to the conventional statistical models such as JFA and i-vector/PLDA that represent speaker-dependent and speaker-independent factors by a presumed generative structure, the DNN models try to discover the speaker-dependent factors by removing speaker-independent factors through a complex nonlinear transformation. This discovery is purely data driven, by learning from large amounts of data that are assumed to cover all the potential complex variations.

So far, the most popular deep learning architecture is based on the concept 'deep embedding', which converts speech segments of variable lengths to fixed-length continuous vectors. Accompanied by a back-end scoring model (e.g., PLDA), the deep embedding approach has gained the state-of-the-art performance. The most successful deep embedding model is the x-vector model, proposed by Snyder et al. [9]. Recent progress on the deep speaker embedding approach includes more comprehensive architectures [29, 30], improved pooling methods [10, 31, 32, 33], better training criteria [34, 35, 36, 37, 38, 39], and better training schemes [40, 41, 42]. Another popular deep learning approach is the end-to-end modeling, which discriminates speakers of two speech segments directly [43, 44, 45]. A key advantage of the end-to-end approach is that the training and test are based on the same criterion, which ensures the test is optimal if the data is sufficient and the training can be well conducted. However, the training process is often tricky [46].

Due to the data-driven nature, DNN-based methods are data-hungry. Ideally, the training data must comprise all the potential variations and their combinations that may appear in real applications. Although various data augmentation methods can provide a partial solution, a real-life corpus is highly desirable. To meet this demand, researchers from

²<https://www ldc upenn edu/>

SRI released SITW, the first dataset in unconstrained conditions [47]. This dataset contains audio from 299 speakers, with an average of 8 different sessions per speaker. Although very valuable, SITW is too small to be used as a training set. Oxford released a large in-the-wild corpus VoxCeleb1 in 2017 [48], and an even larger one VoxCeleb2 in 2018 [29]. The total number of speakers in the two corpora exceeds 7,000, which is fairly large for speaker recognition research. More importantly, both SITW and VoxCeleb are free, which significantly promoted the recent research on complex and unconstrained conditions.

2.5. Summary

We have briefly reviewed the history of speaker recognition research. Our main focus is the interesting interaction amongst the challenges that researchers faced, the techniques they developed, and the data that support such development. We argue that the main challenge of speaker recognition is how to address the speaker-independent variations. With decades of research, complex variation can be partially addressed, thanks to the emergence of deep learning methods.

However, the present research is yet to solve the truly difficult variations. In fact, most of SITW/VoxCeleb data are from interviews, so the variation on speaking styles has been largely constrained. Most importantly, the recording condition and speaking style of each speaker in these corpora do not change much, which means that speakers and conditions may be heavily coupled [49].

As we have mentioned, the multi-genre scenario involves the truly complex variation, making it one of the most difficult conditions for speaker recognition research³. Unfortunately, none of existing datasets is really multi-genre, including SITW and VoxCeleb, which makes the research on multi-genre speaker recognition nearly impossible. The recently published CN-Celeb1 corpus, allows some preliminary studies in this direction [11]. However, the lack of multi-genre training data severely precludes further study on this important subject. We therefore start by building a large-scale multi-genre training set, and then study some potential techniques to address the multi-genre challenge.

3. CN-Celeb2: features and collection pipeline

The CN-Celeb1 corpus, although very valuable for testing multi-genre performance, is not large enough to be used as a standalone training set. We therefore present a new large-scale multi-genre corpus called CN-Celeb2 to meet the requirements for multi-genre training. This section summarizes the data collection pipeline and presents the data profile of this new corpus. CN-Celeb1 and CN-Celeb2 make up the overall CN-Celeb corpus. It has been published in OpenSLR⁴ and is freely available for researchers.

³Others may include recognition with disguised speech or non-speech signals such as laugh and cough [50].

⁴<https://openslr.org/82/>

Table 2

Comparison between *CN-Celeb1* and *CN-Celeb2*.

	CN-Celeb1	CN-Celeb2
Language	Chinese	Chinese
Genre	11	11
# of Sources	1	5
# of Spks	1,000	2,000
# of Utters	130,109	529,485
# of Hours	274	1,090
# of SSMC Spks	745	658
Human Check	Yes	Yes

3.1. Data Description

CN-Celeb2 shares the same features as CN-Celeb1. Both the corpora were collected from Chinese open media, and all the constituent speakers are Chinese celebrities. The overall statistics are shown in Table 2.

- The data volume of CN-Celeb2 is larger than CN-Celeb1. CN-Celeb2 contains 529,485 utterances from 2,000 Chinese celebrities, the total speech duration is 1,090 hours, which is around 4 times the volume of CN-Celeb1.
- CN-Celeb2 was collected from more media sources compared to CN-Celeb1. All the data of CN-Celeb1 were collected from Bilibili⁵. For CN-Celeb2, we collected singing data from NetEase Cloud⁶ and Changba⁷, recitation data from Himalaya⁸, and vlog data from Tik Tok⁹. Fig. 1 shows the source distribution of the two datasets.

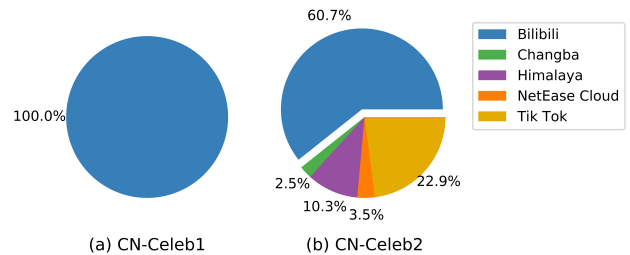


Figure 1: The media source distribution of (a) *CN-Celeb1* and (b) *CN-Celeb2*.

- The audio duration distributions of CN-Celeb1 and CN-Celeb2 are shown in Table 3. It can be seen that short utterances account for a larger proportion in both CN-Celeb1 and CN-Celeb2, which reflects the scenario of most real-life applications but leads to a more complex challenge for speaker recognition research.

⁵<https://bilibili.com>

⁶<https://music.163.com/>

⁷<https://changba.com/>

⁸<https://www.ximalaya.com/>

⁹<https://www.douyin.com/>

Table 3

The audio duration distribution of *CN-Celeb1* and *CN-Celeb2*.

Duration(s)	CN-Celeb1		CN-Celeb2	
	# of Utters	Proportion	# of Utters	Proportion
<2	41,658	32.02%	36,505	6.89%
2-5	38,629	29.69%	57,215	10.81%
5-10	23,497	18.06%	266,799	50.39%
10-15	10,687	8.21%	154,120	29.11%
>15	15,638	12.02%	14,846	2.80%

- CN-Celeb2 includes more data for the genres that were not well covered by CN-Celeb1, such as vlog, live broadcast. The genre distributions of CN-Celeb1 and CN-Celeb2 are shown in Table 4.
- CN-Celeb2 contains less multi-genre speakers than CN-Celeb1. The reason is that the number of celebrities who are active in multiple domains is limited, making it very difficult to collect multi-genre data. Compared to CN-Celeb1 where 75% speakers are multi-genre, there are only 33% multi-genre speakers in CN-Celeb2. Note that although a large proportion of the speakers are not multi-genre, the speech utterances were still collected from multiple sessions in diverse conditions. Such data is also very valuable and can be used to develop techniques that can address the multi-genre challenge with limited multi-genre data. Fig. 2 shows the distribution of multi-genre speakers in the two datasets.

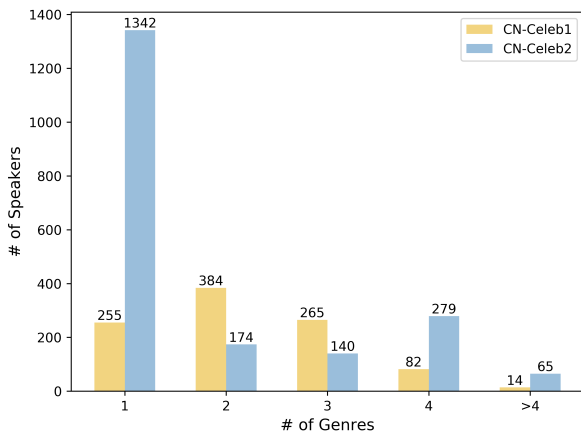


Figure 2: The distribution of multi-genre speakers in *CN-Celeb1* and *CN-Celeb2*.

We also compare CN-Celeb1 and CN-Celeb2 with some existing datasets in Table 5. Note that NIST SRE dataset has not been enumerated as it is not a standalone corpus and changes in composition with each release.

¹<http://www.openslr.org/38/>

²<https://catalog.ldc.upenn.edu/LDC2006S26>

³Here presents RedDots_r2015q4_v1 released up to August 17th 2015.

3.1.1. Collection pipeline

CN-Celeb2 was collected following the same pipeline as CN-Celeb1. For the sake of a self-contained presentation, we briefly outline the process. For more details, please refer to [11].

Broadly, the collection process comprises two stages: in the first stage, potential segments of the Person of Interest (POI) were extracted from a large amount of raw videos with an automatic tool, and then in the second stage, human check was employed to remove incorrect segments. This process is much faster than purely human-based segmentation, and also avoids potential errors caused by a purely automated process, as VoxCeleb has employed. We highlight that the human check is important in our case: because the multi-genre data are very complex in both video and audio, the purely automatic process cannot deal with such complexity. Although the human check makes the process more costly, it results in a more valuable dataset.

Our automatic pipeline is largely borrowed from the one used for collecting VoxCeleb1 [48] and VoxCeleb2 [29], with some modifications to increase the efficiency and precision. In particular, we introduced an additional double check step that employs both image and speech information to validate the extracted segments. The detailed steps of the collection process are summarized as follows.

- **STEP 1. POI list design.** We manually selected 2,000 Chinese celebrities as our target speakers. These speakers were mostly from the entertainment sector, including singers, drama actors/actresses, news reporters and interviewers. Regional diversity was also taken into account so that variations in accent were covered.
- **STEP 2. Pictures and videos download.** Pictures and videos of the 2,000 POIs were downloaded from several media sources by searching for the names of the persons. In order to specify that we were searching for POI names, the word ‘human’ was appended to the search queries. The downloaded videos were manually examined and were categorized into the 11 genres.
- **STEP 3. Face detection and tracking.** For each POI, we firstly obtained the portrait of the person by detecting and clipping the face images from all pictures of that person. The RetinaFace algorithm was used for the detection and clipping [64]. Thereafter, video segments that contained the target person were extracted. This was achieved via the following three-step process: (1) For each frame, detect all the faces appearing in the frame using RetinaFace; (2) Determine if the target person appears by comparing the POI portrait and the faces detected in the frame using the ArcFace face recognition system [65]. (3) Apply the MOSSE face tracking system [66] to produce face streams.
- **STEP 4. Active speaker verification.** As in [48], an active speaker verification system was employed to verify if the speech was indeed spoken by the target

Table 4
The genre distribution of *CN-Celeb1* and *CN-Celeb2*.

Genres	CN-Celeb1			CN-Celeb2		
	# of Spks	# of Utters	# of Hours	# of Spks	# of Utters	# of Hours
Advertisement	17	120	0.18	66	1,542	3.86
Drama	160	7,247	6.43	268	13,116	16.32
Entertainment	483	22,064	33.67	616	31,982	60.84
Interview	780	59,317	135.77	519	34,024	81.28
Live Broadcast	129	8,747	16.35	388	167,019	439.95
Movie	62	2,749	2.20	133	4,449	5.77
Play	69	4,245	4.95	127	14,992	22.04
Recitation	41	2,747	4.98	218	58,231	129.18
Singing	318	12,551	28.83	394	42,157	75.19
Speech	122	8,401	36.22	394	36,680	82.58
Vlog	41	1,894	4.15	488	125,293	177.00
Overall	1,000	130,109	273.73	2,000	529,485	1090.01

Table 5
Comparison of existing speaker recognition datasets.

Name	Collection Environment	Language	Data Source	# of Spks	# of Utters	Free
Forensic Comparison [51]	clean	Australian English	mobile	552	1,264	Yes
Free ST Chinese Mandarin ¹	clean	Chinese	mobile	855	102,600	Yes
TIMIT [52, 53]	clean	English	telephone	630	6,300	No
SWB [54]	clean	English	telephone	3,114	33,039	No
CSLU ²	mostly clean	English	telephone	500	6,000	No
NIST SRE [55, 56, 57]	clean, noisy	Multilingual	telephone, microphone	2,000	–	No
Aishell-1 [58]	clean	Chinese	mobile	400	140,000	Yes
Aishell-2 [59]	clean	Chinese	mobile	1,991	1,000,000	Yes
RSR2015 [60]	clean	English	mobile, tablet	300	190,000	No
RedDots [61] ³	clean	Multilingual	mobile	62	13,500	Yes
HI-MIA [62]	near/far-field	Chinese, English	microphone, mobile	340	3,940,000	Yes
BookTubeSpeech [63]	multi-media	English	BookTube	8,450	38,707	Yes
SITW [47]	interview	English	open-source media	299	2,800	Yes
VoxCeleb1 [48]	mostly interview	Mostly English	YouTube	1,251	153,516	Yes
VoxCeleb2 [29]	mostly interview	Multilingual	YouTube	6,112	1,128,246	Yes
CN-Celeb1 [11]	multi-genre	Chinese	Bilibili	1,000	130,109	Yes
CN-Celeb2	multi-genre	Chinese	multi-media sources	2,000	529,485	Yes

person. This is necessary as it is possible that the target person appears in the video but the speech may be from other persons. We used the SyncNet model [67] as in [48] to perform this task. This model was trained to detect if a stream of mouth movement and a stream of speech are synchronized. In our implementation, the stream of mouth movement was derived from the face stream produced by the MOSSE system.

- **STEP 5. Double check by speaker recognition.** Although SyncNet worked well for videos in simple genres, it failed for videos of complex genres such as movie and vlog. A possible reason is that the video content of these genres often change abruptly in time, which leads to unreliable estimation for the stream of the mouth movement, hence unreliable synchronization detection. In order to improve the robustness of the

active speaker verification in complex genres, we introduced a double check procedure based on speaker recognition. The idea is simple: whenever the speaker recognition system outputs a *very low* confidence for the target speaker, the segment is discarded even if the confidence from SyncNet is high; vice versa, if the speaker recognition system states a *very high* confidence, the segment is retained. We used an off-the-shelf speaker recognition system [33] to perform this double check. In our study, this double check improved the recall rate by 30% absolute.

- **STEP 6. Human check.** The segments produced with the above automated pipeline were finally checked by humans. According to our experience, this human check is rather efficient: one could check 1 hour of speech in 1 hour. As a comparison, if we do not ap-

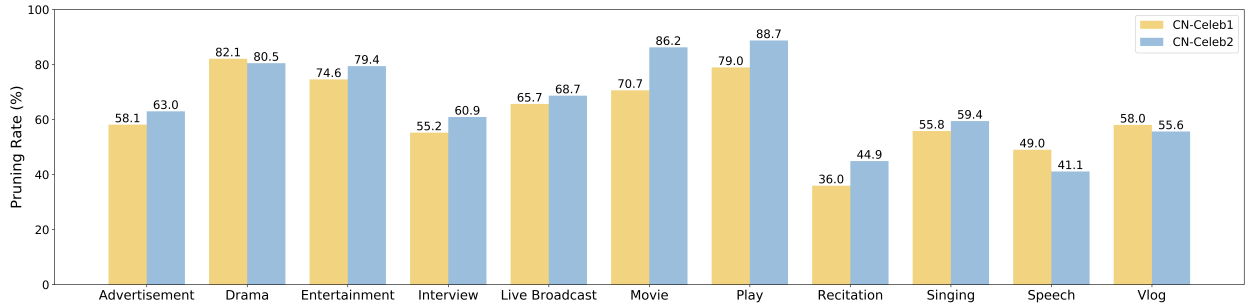


Figure 3: Pruning rate with human check when collecting *CN-Celeb1* and *CN-Celeb2*.

ply the automated pre-selection, checking 1 hour of speech requires about 4 hours.

3.2. Pruning rate

Human check is the most costly step in the CN-Celeb pipeline. An interesting question is that if this check is necessary, especially for the genres that are relatively easy to deal with. For example, for interview, the accuracy of the automatic process might be sufficiently high – at least VoxCeleb1 and VoxCeleb2 were collected using a similar pipeline, without any human check.

To investigate how necessary the human check is, we compute the *pruning rate* for each genre, i.e., the proportion of frames that were pruned by human check. The results are shown in Figure 3. Firstly, it can be seen that for some genres (e.g., speech, recitation, interview), the pruning rate is relatively small, indicating that the automatic process can be regarded as reliable; however for other genres (e.g., play, movie), the pruning rate is very high, which means there is a big proportion of frames produced by the automated process that are incorrect. These results confirm the necessity of the human check in complex genres. As we will see in the next section (Table 8), speaker recognition performance is often worse on genres with a high pruning rate. This observation indicates that more complex the genre is, more necessary the human check is.

4. Experiment I: Multi-genre challenge

In this section, we will study the basic performance of speaker recognition systems on multi-genre conditions. Our goal is to investigate the behavior of the state-of-the-art systems when the enrollment/test genre is different from that of the training, and when the enrollment and test are in different genres.

4.1. Basic results

We built two speaker recognition systems, one is based on the i-vector model and one is based on the x-vector model. The two systems are used as baseline systems to test the single-genre performance and multi-genre performance on SITW and CN-Celeb.E, respectively.

4.1.1. Data

VoxCeleb¹⁰: This is used as the training data. It comprises VoxCeleb1 and VoxCeleb2, amounting to 2,000+ hours of speech signals from 7,000+ speakers. Data augmentation was applied to improve robustness, with the MUSAN corpus [68] to generate noisy utterances, and the room impulse responses (RIRS) corpus [69] to generate reverberant utterances.

SITW: This dataset is used for testing single-genre performance. It comprises 6,445 utterances from 299 speakers (precisely, this is the Eval.Core set within SITW). Note that this dataset is similar to VoxCeleb in terms of data properties, and so there is no genre mismatch when used as the test set. The test protocol (trials for test) follows the Kaldi SITW recipe¹¹.

CN-Celeb.E: This dataset is a subset of CN-Celeb1, containing 18,224 utterances from 200 speakers. All the speakers are multi-genre. Note that data of the interview genre is similar to VoxCeleb and SITW, although they are from different media sources. Therefore, there is a domain mismatch between training and enrollment/test, while the genres are the same. During the test, the enrollment utterance for each speaker is 28s on average. The average length of the test utterances is 8s, and there are 18,024 test utterances in total. The trials are produced by cross pairing the enrollment and test utterances, amounting to 3,604,800 test trials.

SITW(S): This is an auxiliary dataset for performance analysis. As the average length of SITW is much longer than that of CN-Celeb.E, the results on these two datasets are not directly comparable. For a more reasonable comparison, we trim the utterances of SITW to match the average length of the utterances in CN-Celeb.E, which is 28s and 8s for enrollment and test, respectively. This new dataset is called SITW(S), and the test protocol on this dataset is the same as in SITW.

4.1.2. Baseline Systems

In this study, we firstly use the SITW recipe of the Kaldi toolkit [70] to build our i-vector and x-vector baselines. This basic recipe may not achieve the best performance on a particular dataset, but has been demonstrated to be highly competitive and generalizable by many researchers with their

¹⁰<http://www.robots.ox.ac.uk/~vgg/data/voxceleb/>

¹¹<https://github.com/kaldi-asr/kaldi/egs/sitw>

Table 6
EER(%) results with the i-vector and x-vector baseline systems.

System	Training Set		Test Set		
	Front-end	Back-end	SITW	SITW(S)	CN-Celeb.E
i-vector	VoxCeleb	VoxCeleb	5.66	7.41	18.37
x-vector	VoxCeleb	VoxCeleb	3.48	4.62	16.59

own data and model settings. We therefore consider that this recipe can represent a stable state-of-the-art technique. Moreover, using this recipe allows others to reproduce our results easily.

i-vector system: The i-vector model was built following the Kaldi SITW/v1 recipe. The raw features comprise 24-dimensional MFCCs plus the log energy, augmented by first- and second-order derivatives, resulting in a 75-dimensional feature vector. Moreover, cepstral mean normalization (CMN) is employed to normalize the channel effect, and an energy-based voice active detection (VAD) is used to remove silence segments. The universal background model (UBM) consists of 2,048 Gaussian components, and the dimensionality of the i-vector is set to be 400. For the back-end model, LDA is firstly employed to reduce the dimensionality to 150, and then PLDA is used to score the trials.

x-vector system: The x-vector model was created following the Kaldi SITW/v2 recipe. The acoustic features are 30-dimensional MFCCs. The DNN architecture involves 5 time-delay (TD) layers to learn frame-level deep speaker features, and a temporal statistic pooling (TSP) layer is used to accumulate the frame-level features to utterance-level statistics, including the mean and standard deviation. After the pooling layer, 2 fully-connection (FC) layers are used as the classifier, for which the outputs correspond to the number of speakers in the training set. Once trained, the 512-dimensional activations of the penultimate layer are read out as an x-vector. The back-end model is the same as in the i-vector system, which includes LDA for dimensional reduction, and PLDA to score the trials.

4.1.3. Baseline results

The overall results in terms of equal error rate (EER) are shown in Table 6. It can be seen that both the i-vector and x-vector systems obtain reasonable performance on SITW, and the results are similar to the official results released with Kaldi recipes. The results on SITW(S) are slightly worse than those on SITW, which is expected as the enrollment and test utterances are shorter in this dataset. The performance on CN-Celeb.E is much worse. For example, compared to the x-vector results on CN-Celeb.E and SITW(S), the EER on CN-Celeb.E increases by more than 300%. These results clearly indicate that the state-of-the-art speaker recognition systems cannot inherently deal with the complexity introduced by multiple genres.

4.1.4. More powerful x-vector systems

We have also implemented more powerful x-vector systems by using arguably more advanced techniques. In this

Table 7
EER (%) results of more powerful x-vector systems. 'TSP' represents temporal statistic pooling. 'SAP' represents self-attentive pooling. 'AAM' represents additive angular margin.

Topology	Pooling	Loss	SITW	CN-Celeb.E
TDNN	TSP	Softmax	2.43	16.87
TDNN	TSP	AAM-Softmax	2.49	16.65
TDNN	SAP	Softmax	2.41	17.11
TDNN	SAP	AAM-Softmax	2.57	16.96
ResNet-34	TSP	Softmax	2.41	16.74
ResNet-34	TSP	AAM-Softmax	1.96	16.51
ResNet-34	SAP	Softmax	2.16	17.33
ResNet-34	SAP	AAM-Softmax	2.30	16.52

work, we used an open-source code¹² and tested a bunch of state-of-the-art architectures/techniques, such as ResNet [29, 71], self-attentive pooling [72] and additive angular margin loss [65], on SITW and CN-Celeb.E. The results are shown in Table 7. It can be found that although these more advanced systems obtain obvious performance improvements over the basic x-vector system on SITW (1.96% vs. 3.48%), they did not show clear superiority on CN-Celeb.E (16.51% vs. 16.59%). It indicates that these advanced techniques may simply overfit to the training condition and so are of little help in solving the multi-genre challenge. This is another reason why we use the basic x-vector architecture as our baseline.

4.2. Within-genre results

In this section, we break down the multi-genre tests and compare the performance in different genres. We focus on the case where the enrollment and test utterances are from the same genre. To ensure the confidence of experimental results, we use the overall CN-Celeb dataset (3,000 speakers in total) for test and also filter away short utterances with less than 5s duration. Table 8 presents the EER results, and Figure 4 shows the DET curves. In the test for each genre, 5 utterances of each speaker are randomly selected for enrollment, and the remaining utterances are used for test.

It can be observed that with both the i-vector and the x-vector systems, performance on different genres is substantially different. For genres such as speech, live broadcast, vlog and interview, the EER results are less than 8%, and the performance is relatively acceptable. While for genres such as singing, recitation, drama and movie, the EER results are more than 12%, and the performance is quite unacceptable. The performance discrepancy on different genres could be attributed to two reasons: Firstly, the speaker-independent variation is naturally much more significant for some genres compared to others. For example, the channel, background and speaking style in speech and interview tend to be more controlled than those in singing and drama. The more complex the variation, the more difficult it is for the speaker traits to be identified. Secondly, the i-vector and x-vector models are trained with VoxCeleb that mainly consists of interview

¹²<https://github.com/kjw11/tf-kaldi-speaker>

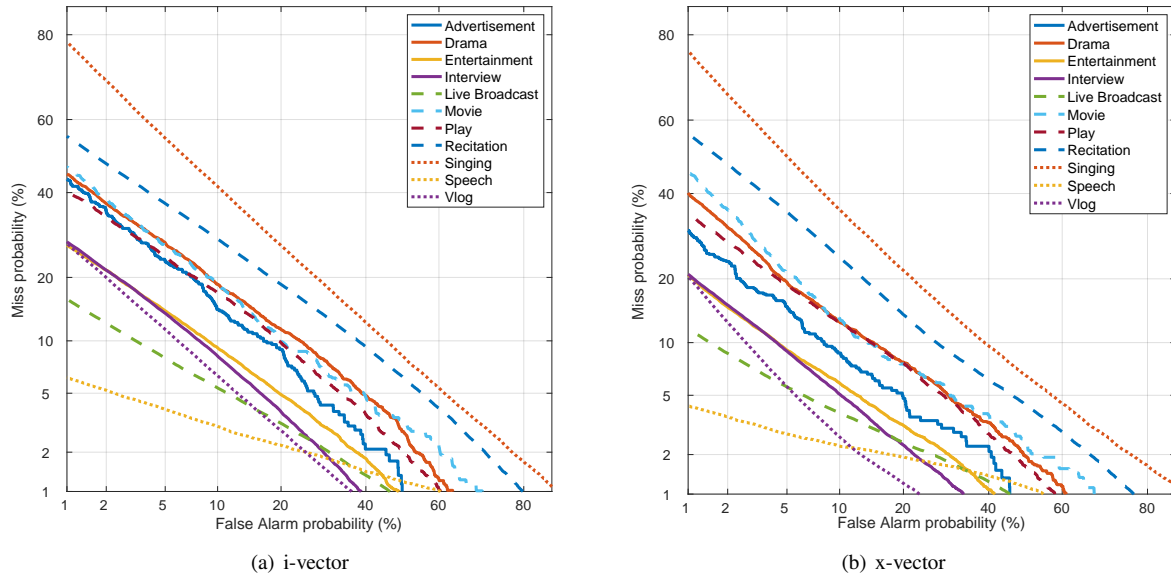


Figure 4: DET curves of different genres with the i-vector and x-vector systems.

Table 8

EER(%) results of the baseline systems in different genres on CN-Celeb.

Genres	# of Spks	# of Utters	i-vector	x-vector
Advertisement	75	781	12.43	9.37
Drama	377	4,521	14.66	11.70
Entertainment	1,020	18,931	9.48	7.31
Interview	1,253	41,586	9.06	6.98
Live Broadcast	496	154,249	6.79	5.42
Movie	165	1,495	14.17	11.47
Play	170	5,476	13.87	11.56
Recitation	259	58,839	19.21	16.55
Singing	683	38,879	23.37	20.86
Speech	331	39,792	4.19	3.21
Vlog	524	120,812	7.92	5.31
Overall	3,000	485,361	8.75	7.43

speech. This perhaps makes the model biased to interview and similar genres such as speech and live broadcast.

Another observation is that even for the interview genre, the performance is much worse than that obtained on SITW (6.98% vs. 3.48% on the x-vector system). This is clearly caused by the discrepancy between channels and languages of the two sources of CN-Celeb and SITW (Bilibili, etc., for CN-Celeb while YouTube for SITW). It indicates that the true performance of the present state-of-the-art speaker recognition system is not as good as one thought from the results reported on SITW, even without genre mismatch.

Taking the x-vector system as an example, if we set the overall EER (7.43%) as the threshold for an *acceptable* system, the present speaker recognition system can only obtain reasonable performance in a few genres. These genres are speech, vlog, live broadcast, interview and entertainment. This clearly demonstrated how challenging the multi-genre

problem is.

4.3. Cross-genre results

In this section, we focus on cross-genre test and compute a genre-to-genre performance matrix. Figure 5 shows the results with both the i-vector system and the x-vector system. In each picture, each row represents a particular enrollment genre, and each column represents a test genre. For each speaker in each genre, 5 utterances are randomly selected for enrollment, and the rest used for test. The numerical values shown in the blocks are the EER results under the enrollment genre corresponding to its row and the test genre corresponding to its column. Note that the diagonal results show the in-genre results in Table 8. The last column shows the overall results that the enroll is based on one genre and test is on all the genres. Note that there are two blank cells (recitation-advertisement and recitation-advertisement). This is because there is only 1 recitation-advertisement speaker, which makes the EER result unreliable.

Firstly, paying attention to the overall results (the last column) enrolled with each genre, it can be found that the best performance is obtained when the enrollment is with the speech genre, and the worst performance is obtained when the enrollment is with the singing genre. Roughly stating, the simpler the enrollment condition (e.g., speech, interview, etc.), the better is the average performance obtained. This is good news as one tends to enroll in the silent environments with careful pronunciation.

Secondly, the results with the same enroll-test pair (e.g., singing-speech and speech-signing) are roughly the same. This phenomenon was also observed in some previous studies on multiple speaking styles, e.g., [24, 25, 73, 74]. This indicates that the variation in the enrollment genre is similar to the variation in the test genre.

Short Title of the Article

Test \ Enroll	Advertisement	Drama	Entertainment	Interview	Live Broadcast	Movie	Play	Recitation	Singing	Speech	Vlog	Total
Advertisement	12.43	22.69	21.66	12.43	12.33	36.14	18.52	-	24.36	19.62	10.89	17.89
Drama	24.71	14.66	24.12	23.62	18.54	26.20	11.71	37.86	34.17	30.00	16.70	21.81
Entertainment	17.14	23.57	9.48	12.55	15.73	23.26	17.96	9.15	28.89	13.22	13.36	14.12
Interview	21.17	22.81	14.30	9.06	13.69	20.69	15.60	12.75	31.66	11.86	14.45	14.24
Live Broadcast	11.11	20.93	17.05	15.51	6.79	23.15	14.01	21.84	24.81	23.08	12.88	7.29
Movie	29.21	26.72	17.97	22.61	15.41	14.17	10.61	14.29	29.57	11.67	29.73	20.23
Play	9.09	20.53	16.64	19.43	14.29	26.67	13.87	5.88	29.66	14.78	18.18	14.55
Recitation	-	24.35	29.11	12.02	10.50	10.00	6.64	19.21	31.94	10.18	33.33	13.48
Singing	24.91	32.53	32.65	31.95	26.41	32.00	17.58	23.81	23.37	18.45	25.88	20.33
Speech	31.18	23.08	14.86	13.00	17.86	25.00	12.02	6.55	22.15	4.19	33.65	6.19
Vlog	10.53	22.45	27.36	13.30	12.70	17.81	16.13	20.00	26.10	33.66	7.92	7.83

(a) Cross-genre results (EER %) with the i-vector system

Test \ Enroll	Advertisement	Drama	Entertainment	Interview	Live Broadcast	Movie	Play	Recitation	Singing	Speech	Vlog	Total
Advertisement	9.37	20.17	15.63	10.18	6.61	31.33	18.52	-	25.26	25.16	8.42	17.10
Drama	22.35	11.70	21.37	22.37	14.35	25.88	8.46	31.82	32.78	29.31	16.48	20.22
Entertainment	14.11	19.61	7.31	9.70	12.45	18.40	14.09	9.78	27.53	12.07	10.87	11.90
Interview	20.15	21.72	11.46	6.98	11.04	18.77	12.62	7.84	28.92	10.72	11.91	12.40
Live Broadcast	8.50	17.38	14.40	13.50	5.42	18.52	11.48	22.99	22.34	16.99	9.76	6.00
Movie	29.21	25.00	15.07	19.13	12.57	11.47	12.46	14.29	29.42	14.51	25.38	18.29
Play	9.09	16.84	14.91	19.29	15.09	24.67	11.56	5.88	28.25	11.82	18.18	12.65
Recitation	-	20.00	23.58	8.61	9.24	20.00	3.69	16.55	34.72	4.79	33.33	9.71
Singing	24.91	27.56	31.49	28.87	21.11	29.00	18.83	36.51	20.86	21.86	24.07	18.76
Speech	29.03	25.27	12.37	10.41	12.66	20.83	10.66	2.91	24.95	3.21	36.34	5.18
Vlog	5.26	19.73	26.75	10.45	10.38	15.07	9.68	20.00	25.40	36.63	5.31	5.32

(b) Cross-genre results (EER %) with the x-vector system

Figure 5: Cross-genre tests with two baseline systems. The lightness of the color corresponds to the numerical value of the EER.

Thirdly, the cross-genre performance is determined by two factors: (1) the complexity of the enrollment/test genre, (2) the degree of match between the two genres. For example, when the enrollment is movie, the EER is 14.17% when the test genre is movie, which is not very bad due to the matched genre; however the EER is 11.67% when the test genre is speech, which is even better, due to the simpler condition of the speech genre. In general, worse performance is obtained when the enrollment and test genres are less matched.

In summary, the cross-genre phenomenon is highly complex, and in most of the conditions, the performance is not acceptable. Taking the x-vector system as an example, if we set the overall EER (7.43%) as the threshold for acceptance, there are only several conditions can be deemed acceptable, as shown in Figure 6. These observations indicate once again that cross-genre is a very challenging problem.

4.4. Statistical analysis

In this section, we analyze the performance degradation under within-genre and cross-genre conditions. A key insight is that if the distribution of the speaker vectors remains the same as in the training condition, then the performance with the PLDA scoring will be optimal assuming the PLDA model is well trained with the training data [75]. Therefore, the performance degradation we observe in the multi-genre test (either the within-genre test or the cross-genre test) can be understood by the change in the statistics of the distribu-

tion.

To test this conjecture, we compute the inter-speaker variance and intra-speaker variance of each genre in Table 9. Besides, we also compute the mean shift between VoxCeleb and different genres of CN-Celeb. The mean vector of VoxCeleb is regarded as a reference vector, and the mean vectors of different genres in CN-Celeb are regarded as genre vectors. The mean shifts can be computed between the reference vector and different genre vectors based on the Euclidean distance and Cosine similarity. Results are shown in Table 10. Note that all these results are computed in the PLDA transformed space.

Firstly, it can be found that the statistics of VoxCeleb are more similar to matched genres (e.g., speech and interview) compared to unmatched genres (e.g., singing and recitation), and the mean shift is less significant in the case of matched genres. As the PLDA is trained on VoxCeleb, if the statistics change and the mean shift are significant, the performance will be impacted. Referring to the results in Table 8, it can be observed that the genre incurring the most significant statistics change and mean shift suffers from the most performance reduction.

The statistics change and the mean shift cause more severe problems in the cross-genre scenario, as the enroll data and test data in this scenario possess different statistical properties but they have to be represented in a single PLDA model. We presented a deep analysis on this enroll-test mismatch problem in our recent study [76], but mismatch caused by

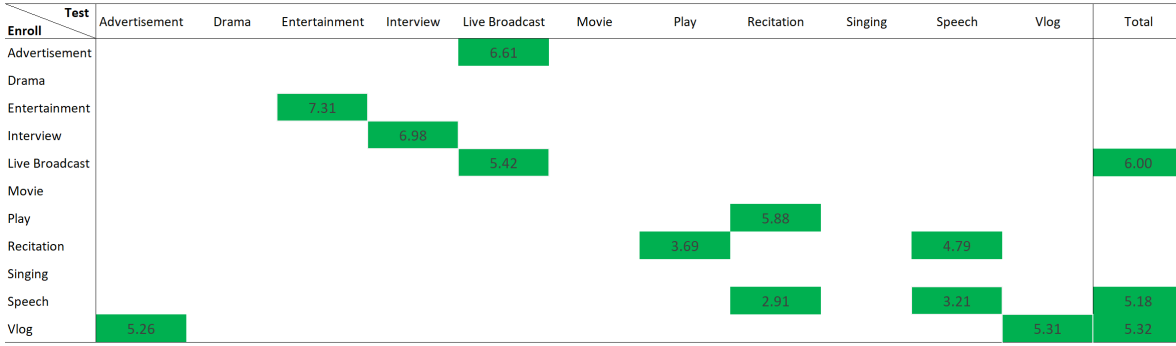


Figure 6: Cross-genre results (EER %) for acceptable conditions (EER threshold = 7.43%) with the x-vector baseline system.

Table 9

Inter-speaker variances (S_b) and intra-speaker variances (S_w) of i-vectors and x-vectors derived from VoxCeleb and different genres of CN-Celeb.

Genres	i-vector		x-vector	
	S_b	S_w	S_b	S_w
VoxCeleb	0.920	1.042	1.053	0.894
Advertisement	0.443	1.020	1.162	3.167
Drama	0.297	1.227	0.982	4.835
Entertainment	0.300	1.176	0.889	4.179
Interview	0.297	1.114	0.755	3.967
Live Broadcast	0.357	1.052	0.822	2.023
Movie	0.404	1.210	1.201	5.289
Play	0.250	1.232	0.868	4.740
Recitation	0.360	1.481	0.816	2.379
Singing	0.204	1.226	0.618	2.884
Speech	0.542	1.096	1.038	2.225
Vlog	0.349	1.307	0.830	2.726

Table 10

Mean shifts of i-vectors and x-vectors on different genres of CN-Celeb. *Euc.* represents Euclidean distance and *1-Cos.* represents Cosine similarity.

Genres	i-vector		x-vector	
	<i>Euc.</i>	<i>1-Cos.</i>	<i>Euc.</i>	<i>1-Cos.</i>
Advertisement	1.616	1.305	1.554	1.208
Drama	1.575	1.240	1.515	1.148
Entertainment	1.590	1.263	1.551	1.203
Interview	1.562	1.220	1.532	1.174
Live Broadcast	1.498	1.122	1.533	1.174
Movie	1.587	1.259	1.519	1.153
Play	1.482	1.097	1.449	1.049
Recitation	1.491	1.111	1.498	1.123
Singing	1.653	1.366	1.526	1.164
Speech	1.410	0.994	1.426	1.017
Vlog	1.516	1.150	1.543	1.190

the cross-genres challenge is yet to be thoroughly studied.

5. Experiment II: Multi-genre training

A straightforward approach to improve the performance under multi-genre conditions is to train the speaker recognition system using multi-genre data, called **multi-genre (MG) training**. Correspondingly, training using single-genre data (e.g., VoxCeleb) is called **single-genre (SG) training**. In the following experiments, we use CN-Celeb.T to denote the speech data in CN-Celeb but not in CN-Celeb.E. We use VoxCeleb for SG training, and CN-Celeb.T (2,800 speakers in total) for MG training.

Besides, as shown Figure 2, there is a large proportion of multi-genre speakers in CN-Celeb (also in CN-Celeb.T). These multi-genre speakers are the most important for MG training, as their data can inform the model what variations are caused by genres. In order to investigate the contribution of the multi-genre speakers (which to some extent are truly multi-genre data), we relabel CN-Celeb.T such that the data from the same speaker for different genres are treated as

originating from different speakers. This relabeled dataset is denoted by CN-Celeb.T/SI, where SI means speaker isolation. We call CN-Celeb.T/SI as **partial multi-genre data**, and the training on CN-Celeb.T/SI as **partial MG training**.

In this experiment, we compare the overall performance on CN-Celeb.E with different training schemes. Since the baseline system consists of two components: the i-vector/x-vector front-end model and the PLDA back-end model, we investigate the impact of MG training on the two components respectively. The results are shown in Table 11.

5.1. Front-end model training

For the front-end models, we firstly compare the performance between SG training (a) and MG training (d). To eliminate the impact of the back-end model, we just look at the results with cosine scoring. It can be observed that MG training does not give a clear advantage over SG training, especially with the x-vector model (20.35% vs. 20.13%). This may be attributed to the bias in speaker numbers (2,800 in CN-Celeb.T vs. 7,000+ in VoxCeleb).

Secondly, we compare the performance between MG training (d) and partial MG training (e). We again focus on the cosine scoring. Due to the unsupervised training strategy

Table 11
Overall EER (%) results with single-genre, multi-genre and partial multi-genre training.

System	Scheme	Front-end	Back-end	CN-Celeb.E	
				Cosine	PLDA
i-vector	(a)	VoxCeleb	VoxCeleb	20.88	18.37
	(b)	VoxCeleb	CN-Celeb.T	20.88	15.30
	(c)	VoxCeleb	CN-Celeb.T/SI	20.88	15.30
	(d)	CN-Celeb.T	CN-Celeb.T	19.29	14.01
	(e)	CN-Celeb.T/SI	CN-Celeb.T/SI	19.25	14.81
x-vector	(a)	VoxCeleb	VoxCeleb	20.13	16.59
	(b)	VoxCeleb	CN-Celeb.T	20.13	13.44
	(c)	VoxCeleb	CN-Celeb.T/SI	20.13	14.76
	(d)	CN-Celeb.T	CN-Celeb.T	20.35	12.52
	(e)	CN-Celeb.T/SI	CN-Celeb.T/SI	20.83	13.65

of the i-vector model, MG training and partial MG training obtain the same EER results. For the x-vector model, partial MG training is a bit inferior to MG training (20.83% vs. 20.35%). This is expected as the speaker labels of the partial multi-genre data lose the cross-genre information after speaker isolation.

5.2. Back-end model training

To investigate the impact of MG training on the back-end PLDA model, we compare the performance between SG training (a) and MG training (b). It can be seen that performance with PLDA scoring improves with the MG training, for both the i-vector and x-vector systems.

Secondly, when comparing the training scheme (c) to (a) and (b), it can be seen that although the partial MG training is worse than the MG training (14.76% vs. 13.44% for the x-vector system), it greatly outperforms the SG training (14.76% vs. 16.59% for the x-vector system). This indicates that even without cross-genre speakers (true multi-genre data), data collected from multiple genres are still very useful. This is good news, as collecting partial multi-genre data is much cheaper than collecting true multi-genre data.

In summary, the multi-genre data is important for MG training and can improve the performance on multi-genre test. The MG training can be employed to either the front-end model or the back-end PLDA; though the best performance is obtained when both are MG trained. Partial MG training is not as effective as the true MG training, but it can provide reasonable gains with a low cost.

6. Experiment III: Genre generalization

In the previous section, we have demonstrated that MG training can significantly improve speaker recognition performance in multi-genre scenarios. Among all these experiments, genres of both enrollment and test are seen in the training data. In this section, we consider genre generalization, which is another important scenario in multi-genre speaker recognition. In this scenario, the enrollment and test genres are not covered in the training data of the model. It

is easy to conjecture that MG training can improve genre generalization, by learning more robust genre-independent features; however some other methods might work better towards this end, by employing the multi-genre data more effectively.

In this section, we introduce a robust Model-Agnostic Meta-Learning (r-MAML) approach and compare it with MG training. Some preliminary results with this approach have been reported in a conference paper [77]. Here we present experiments with a larger dataset and conduct a more careful analysis.

6.1. Revisit robust MAML

Meta learning is a long-standing theme in machine learning with the principle of sharing and transferring knowledge amongst tasks [78, 79]. In the deep learning regime, early meta-learning approaches learnt a training scheme, e.g., a neural net that represents the learning algorithm, which is learnt from a set of ‘training tasks’ and then employed to new tasks [80, 81]. Recently, Finn et al. presented a new Model-Agnostic Meta-Learning (MAML) algorithm [82], which employs data of multiple tasks to learn a model that can be easily adapted to a new task. Borrowing this idea, in the previous study [77], we proposed a robust MAML algorithm (**r-MAML**) to improve genre generalizability of speaker models. The basic idea of the new algorithm is to train the model so that it works well on genre A if it was adapted using data from genre B. It was shown to be an effective way to utilize multi-genre data.

Formally, suppose the task is to train a speaker embedding model f_θ parameterized by θ (e.g., an x-vector model parameterized by a neural net), with a multi-genre dataset $D = \{D_k\}_{k=1}^K$, where K represents the number of genres in the training data. For each mini-batch, two data chunks are sampled from two different genres D_i and D_j , respectively. One of the two data chunks is used for training and the other is used for test, denoted by m_i^t and m_j^t respectively. The goal of the training is to improve the likelihood on the test chunk m_j^t , denoted by $\mathcal{L}(f_\theta; m_j^t)$, when θ is updated according to the training chunk m_i^t .

Table 12
EER(%) results with MG, MAML and r-MAML training.

Type	Genres	MG		MAML		r-MAML	
		Cosine	PLDA	Cosine	PLDA	Cosine	PLDA
Novel genres	Movie	15.48	10.12	14.29	9.52	13.10	10.12
	Singing	27.50	22.68	27.79	22.74	27.03	22.50
Known genres	Drama	13.19	11.16	15.48	12.69	13.95	11.02
	Entertainment	13.39	10.75	15.92	10.54	15.03	11.18
	Interview	13.4	10.15	14.56	10.40	14.14	9.8
	Live	14.96	12.53	16.64	12.06	16.18	12.25
	Speech	4.52	3.12	5.24	3.12	4.67	3.17
	Vlog	12.27	9.72	14.79	9.44	14.37	9.44

In the first step, notice the update according to m_i^r is as follows:

$$\theta' = \theta - \alpha \nabla_{\theta} \mathcal{L}(f_{\theta}; m_i^r), \quad (1)$$

where we have supposed that this update is based on the gradient of the likelihood function \mathcal{L} , and α is the scale of the update.

In the second step, compute the likelihood of the test chunk m_j^t supposing that the parameters of the model had been updated to θ' :

$$\mathcal{L}(f_{\theta'}; m_j^t) = \mathcal{L}(f_{\theta - \alpha \nabla_{\theta} \mathcal{L}(f_{\theta}; m_i^r)}; m_j^t), \quad (2)$$

and then update the model to improve the above likelihood:

$$\theta \leftarrow \theta - \beta \nabla_{\theta} \mathcal{L}(f_{\theta - \alpha \nabla_{\theta} \mathcal{L}(f_{\theta}; m_i^r)}; m_j^t). \quad (3)$$

Note that the parameter update shown in Eq.(1) is simply used to compute the likelihood in Eq.(2). The update shown in Eq.(3) is a true update, which changes the parameters of the model and propagates the updated model to the next mini-batch.

A key feature of the r-MAML algorithm formulated above is that the training chunk m_i^r and the test chunk m_j^t are from different genres. With this setting, the training will converge to a model that works well on any genre wherever it is updated, which implies that the converged model θ^* is optimal and robust for all genres. Our hypothesis is that this optimal and robust model can generalize well to novel genres. In contrast, the classical MAML [82] constrains m_i^r and m_j^t to be from the same genre. When the training converges, the model is a good initial point and can be easily adapted to any genre, but it does not guarantee that this initial point is either optimal or robust. Figure 7 illustrates the difference between MAML and our proposed r-MAML.

Note that in the robust MAML, we found that sampling m_i^r and m_j^t from the same speaker instead of different speakers can improve the performance of the robust MAML. We therefore used this configuration in our experiments below.

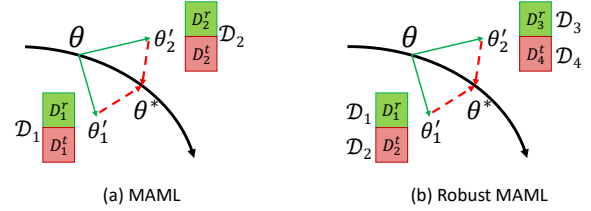


Figure 7: The training process of MAML (left) and r-MAML (right) shown in a comparative way. The green solid line (green block) represents the first update in Eq.(1), and the red dash line (red block) represents the second update shown in Eq.(3).

6.2. Model settings

The MAML/r-MAML algorithms can be applied to train the whole embedding model (i.e., x-vector) in an end-to-end way, or to train an extra *projection network*. In our experiment, we test the latter scheme as it is more flexible and light-weight than retraining the entire model from scratch.

We choose the baseline x-vector model trained with Vox-Celeb as the front-end (Setting (a) in Table 11). The projection net comprises 3 full-connection (FC) layers with 512 hidden units in each layer. We train the projection net by both the classic MAML and our proposed r-MAML algorithms. For better comparison, we also employ MG training to train this projection net.

We choose singing and movie as two *novel genres* and perform test on them, and the rest 9 genres are used as *known genres* to train the projection net and the PLDA model. The reason for choosing singing and movie as new genres is that they are not only challenging but also quite different from other genres, so can be used to test genre generalization. Specifically, we remove data in singing and movie genres from CN-Celeb.T and use the remaining data for training, and the CN-Celeb.E are used for test. The source code is publicly available¹³ to reproduce our experiments.

6.3. Basic results

To focus on genre generalization, we only report the within-genre results, as shown in Table 12. To eliminate the impact of back-end model, we firstly look at the results with cosine

¹³<https://github.com/kjw11/Robust-MAML>

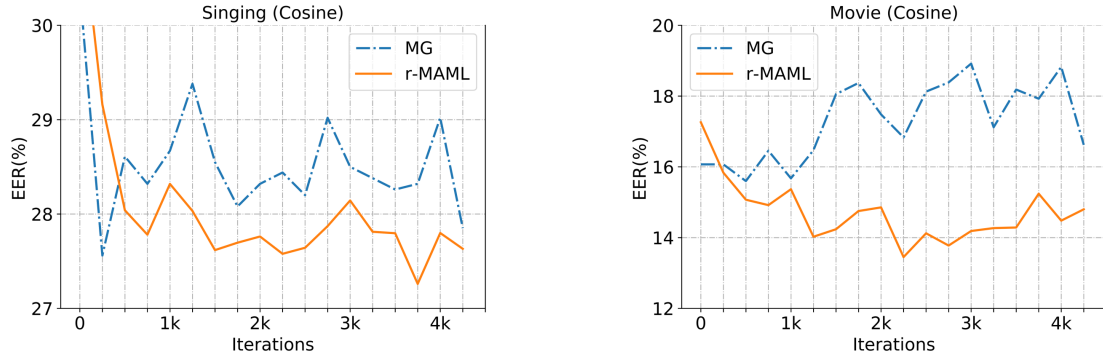


Figure 8: EER(%) tendency during the training process with MG and r-MAML on Singing (left) and Movie (right) using cosine scoring.

Table 13

EER(%) results with MG, partial MG, r-MAML and partial r-MAML.

Type	Genres	MG		Partial MG		r-MAML		Partial r-MAML	
		Cosine	PLDA	Cosine	PLDA	Cosine	PLDA	Cosine	PLDA
Novel genres	Movie	15.48	10.12	14.88	10.12	13.10	10.12	15.48	10.12
	Singing	27.50	22.68	26.91	22.39	27.03	22.50	26.91	22.68
Known genres	Drama	13.19	11.16	15.20	11.85	13.95	11.02	14.09	11.02
	Entertainment	13.39	10.75	14.03	10.61	15.03	11.18	15.31	10.26
	Interview	13.4	10.15	13.75	10.02	14.14	9.8	14.73	10.53
	Live	14.96	12.53	15.80	12.44	16.18	12.25	15.90	12.72
	Speech	4.52	3.12	4.41	3.12	4.67	3.17	4.57	3.32
	Vlog	12.27	9.72	11.83	9.86	14.37	9.44	13.52	9.98

scoring. There are three notable observations: (1) r-MAML generally outperforms MAML, demonstrating that the training approach is robust, i.e., selecting the data for local update and global update from different genres, is highly effective; (2) on the known genres, MG obtains the best performance, demonstrating that it is a powerful way to learn from complex genres; (3) on the two novel genres, r-MAML outperforms MG, indicating that r-MAML can produce more genre-independent speaker vectors. These results suggest that multi-genre data could be utilized in different ways, and a smart training scheme may achieve better performance than the simple MG training.

Figure 8 presents the EER results on the two novel genres during the MG and r-MAML training process. It can be seen that with both the models, EER tends to reduce and then oscillate for hundreds of iterations. Importantly, r-MAML clearly outperforms MG and the performance improvement is more stable clearly demonstrating the efficacy and reliability of the r-MAML training.

The PLDA results show a different picture. There is not a clear rank between the three training schemes, and the advantage of the r-MAML training is lost. These results can be explained by the fact that the back-end PLDA is trained by MG, which will shadow the contribution of r-MAML on the front-end. A r-MAML training scheme for PLDA is desirable and will be our future work.

6.4. Partial r-MAML

We further investigate the importance of multi-genre speakers for r-MAML training. Again, we perform speaker isolation and construct partial multi-genre data. The r-MAML training with partial multi-genre data is called **partial r-MAML training**. Note that for the partial r-MAML, the speakers in a mini-batch may come from different genres, which distinguishes it from r-MAML and standard MAML. Table 13 shows the results with four training schemes: MG, partial MG, r-MAML and partial r-MAML.

Let's firstly focus on the results with cosine scoring. It can be observed that on the known genres, MG training clearly outperforms partial MG training in a consistent way, however on the novel genres, MG may achieve even worse performance. This once again indicates that MG training is powerful to utilize the multi-genre data but is less capable of generalization: it can make full use of the strong cross-genre labels to boost performance on known genres, but that performance boost cannot be migrated to other novel genres.

Comparing r-MAML to partial r-MAML, one can observe that r-MAML shows some advantage on both the known and novel genres, though the advantage is not so consistent across different genres.

Again, with PLDA scoring, the difference between different training schemes is not very clear, and it is not easy to make a clear conclusion. Especially, partial MG looks better than MG, indicating that the partial multi-genre data may

offer better performance than the full multi-genre data. This seemingly strange behavior suggests that we are far from understanding how the multi-genre data contributes to both the front-end and back-end models.

7. Conclusion

In this paper, we presented a comprehensive study for multi-genre speaker recognition. To make the study feasible, we firstly collected and published a large-scale multi-genre corpus, CN-Celeb2. Combined with the previously published CN-Celeb1, we have sufficient data to train and test speaker recognition systems in multi-genre conditions. Based on the new dataset, we firstly evaluated the performance of the state-of-art speaker recognition systems in the multi-genre scenario, through which we identified the most difficult genres, and demonstrated that the major challenge of multi-genre speaker recognition lies in both genre complexity and genre mismatch. In the second experiment, we employed multi-genre training to tackle the multi-genre difficulties. Significant performance improvement was obtained, and importance of multi-genre speakers was identified. Finally, we studied the genre generalization issue and proposed a meta learning approach to tackle this problem. The results indicated that in some circumstances, smartly utilizing multi-genre data may lead to better performance than the naive multi-genre training.

Multi-genre speaker recognition is very important but is also very challenging. The research presented in this paper should be regarded as an initial and preliminary study in this direction. Lots of work remains to be done on this topic; to mention a few: (1) collection of more multi-genre data to support the research; (2) development of more powerful front-end models in order to produce genre-independent vectors; (3) discovery of more powerful back-end models to handle the changed statistics from one genre to another; (4) exploration of physiological models that can describe the intrinsic change of human pronunciation in different genres. We anticipate that the multi-genre challenge will be one of the prime obstacles that needs to be tackled before the speaker recognition techniques find ubiquitous applicability in practice.

References

- [1] J. P. Campbell, "Speaker recognition: A tutorial," *Proceedings of the IEEE*, vol. 85, no. 9, pp. 1437–1462, 1997.
- [2] D. A. Reynolds, "An overview of automatic speaker recognition technology," in *IEEE international conference on Acoustics, speech, and signal processing (ICASSP)*, vol. 4. IEEE, 2002, pp. IV–4072.
- [3] J. H. Hansen and T. Hasan, "Speaker recognition by machines and humans: A tutorial review," *IEEE Signal processing magazine*, vol. 32, no. 6, pp. 74–99, 2015.
- [4] S. Parthasarathy and A. E. Rosenberg, "General phrase speaker verification using sub-word background models and likelihood-ratio scoring," in *Proceeding of Fourth International Conference on Spoken Language Processing. ICSLP'96*, vol. 4. IEEE, 1996, pp. 2403–2406.
- [5] D. A. Reynolds, T. F. Quatieri, and R. B. Dunn, "Speaker verification using adapted Gaussian mixture models," *Digital signal processing*, vol. 10, no. 1-3, pp. 19–41, 2000.
- [6] N. Dehak, P. J. Kenny, R. Dehak, P. Dumouchel, and P. Ouellet, "Front-end factor analysis for speaker verification," *IEEE Transactions on Audio, Speech, and Language Processing*, vol. 19, no. 4, pp. 788–798, 2011.
- [7] E. Variansi, X. Lei, E. McDermott, I. L. Moreno, and J. Gonzalez-Dominguez, "Deep neural networks for small footprint text-dependent speaker verification," in *IEEE International Conference on Acoustics, Speech and Signal Processing (ICASSP)*. IEEE, 2014, pp. 4052–4056.
- [8] L. Li, Y. Chen, Y. Shi, Z. Tang, and D. Wang, "Deep speaker feature learning for text-independent speaker verification," in *Proceedings of the Annual Conference of International Speech Communication Association (INTERSPEECH)*, 2017, pp. 1542–1546.
- [9] D. Snyder, D. Garcia-Romero, G. Sell, D. Povey, and S. Khudanpur, "X-vectors: Robust DNN embeddings for speaker recognition," in *IEEE International Conference on Acoustics, Speech and Signal Processing (ICASSP)*. IEEE, 2018, pp. 5329–5333.
- [10] K. Okabe, T. Koshinaka, and K. Shinoda, "Attentive statistics pooling for deep speaker embedding," in *Proceedings of the Annual Conference of International Speech Communication Association (INTERSPEECH)*, 2018, pp. 2252–2256.
- [11] Y. Fan, J. Kang, L. Li, K. Li, H. Chen, S. Cheng, P. Zhang, Z. Zhou, Y. Cai, and D. Wang, "CN-CELEB: a challenging Chinese speaker recognition dataset," in *IEEE International Conference on Acoustics, Speech and Signal Processing (ICASSP)*. IEEE, 2020, pp. 7604–7608.
- [12] A. E. Rosenberg, "Automatic speaker verification: A review," *Proceedings of the IEEE*, vol. 64, no. 4, pp. 475–487, 1976.
- [13] T. Matsui and S. Furui, "Concatenated phoneme models for text-variable speaker recognition," in *IEEE International Conference on Acoustics, Speech, and Signal Processing (ICASSP)*, vol. 2. IEEE, 1993, pp. 391–394.
- [14] M. Hébert, "Text-dependent speaker recognition," in *Springer handbook of speech processing*. Springer, 2008, pp. 743–762.
- [15] D. A. Reynolds, "Automatic speaker recognition using gaussian mixture speaker models," in *The Lincoln Laboratory Journal*. Citeseer, 1995.
- [16] W. M. Campbell, D. E. Sturim, and D. A. Reynolds, "Support vector machines using GMM supervectors for speaker verification," *IEEE signal processing letters*, vol. 13, no. 5, pp. 308–311, 2006.
- [17] Z. N. Karam and W. M. Campbell, "A new kernel for SVM MLLR based speaker recognition," in *Proceedings of the Annual Conference of International Speech Communication Association (INTERSPEECH)*, 2007.
- [18] M. P. Alvin and A. Martin, "NIST speaker recognition evaluation chronicles," in *Proceedings of Odyssey: The Speaker and Language Recognition Workshop*. Citeseer, 2004.
- [19] R. Teunen, B. Shahshahani, and L. Heck, "A model-based transformational approach to robust speaker recognition," in *Sixth International Conference on Spoken Language Processing*, 2000.
- [20] D. A. Reynolds, "Channel robust speaker verification via feature mapping," in *IEEE International Conference on Acoustics, Speech, and Signal Processing (ICASSP)*, vol. 2. IEEE, 2003, pp. II–53.
- [21] P. Kenny, M. Mihoubi, and P. Dumouchel, "New MAP estimators for speaker recognition," in *Eighth European Conference on Speech Communication and Technology*, 2003.
- [22] P. Kenny, G. Boulianne, P. Ouellet, and P. Dumouchel, "Joint factor analysis versus eigenchannels in speaker recognition," *IEEE Transactions on Audio, Speech, and Language Processing*, vol. 15, no. 4, pp. 1435–1447, 2007.
- [23] P. Kenny, "Joint factor analysis of speaker and session variability: Theory and algorithms," *CRIM, Montreal, (Report) CRIM-06/08-13*, vol. 14, pp. 28–29, 2005.
- [24] S. J. Park, G. Yeung, J. Kreiman, P. A. Keating, and A. Alwan, "Using voice quality features to improve short-utterance, text-independent speaker verification systems," in *Proceedings of the Annual Conference of International Speech Communication Association (INTERSPEECH)*, 2017, pp. 1522–1526.

- [25] E. Shriberg, S. Kajarekar, and N. Scheffer, "Does session variability compensation in speaker recognition model intrinsic variation under mismatched conditions?" in *Tenth Annual Conference of the International Speech Communication Association*, 2009.
- [26] S. Ioffe, "Probabilistic linear discriminant analysis," in *European Conference on Computer Vision (ECCV)*. Springer, 2006, pp. 531–542.
- [27] S. J. Prince and J. H. Elder, "Probabilistic linear discriminant analysis for inferences about identity," in *2007 IEEE 11th International Conference on Computer Vision*. IEEE, 2007, pp. 1–8.
- [28] C. Cieri, L. Corson, D. Graff, and K. Walker, "Resources for new research directions in speaker recognition: The mixer 3, 4 and 5 corpora," in *Proceedings of the Annual Conference of International Speech Communication Association (INTERSPEECH)*, 2007.
- [29] J. S. Chung, A. Nagrani, and A. Zisserman, "Voxceleb2: Deep speaker recognition," in *Proceedings of the Annual Conference of International Speech Communication Association (INTERSPEECH)*, 2018, pp. 1086–1090.
- [30] J. weon Jung, H.-S. Heo, J. ho Kim, H. jin Shim, and H.-J. Yu, "RawNet: Advanced End-to-End Deep Neural Network Using Raw Waveforms for Text-Independent Speaker Verification," in *Proceedings of the Annual Conference of International Speech Communication Association (INTERSPEECH)*, 2019, pp. 1268–1272.
- [31] W. Cai, J. Chen, and M. Li, "Exploring the encoding layer and loss function in end-to-end speaker and language recognition system," in *Proceedings of Odyssey: The Speaker and Language Recognition Workshop*, 2018, pp. 74–81.
- [32] N. Chen, J. Villalba, and N. Dehak, "Tied mixture of factor analyzers layer to combine frame level representations in neural speaker embeddings," in *Proceedings of the Annual Conference of International Speech Communication Association (INTERSPEECH)*, 2019, pp. 2948–2952.
- [33] W. Xie, A. Nagrani, J. S. Chung, and A. Zisserman, "Utterance-level aggregation for speaker recognition in the wild," in *IEEE International Conference on Acoustics, Speech and Signal Processing (ICASSP)*. IEEE, 2019, pp. 5791–5795.
- [34] L. Li, D. Wang, C. Xing, and T. F. Zheng, "Max-margin metric learning for speaker recognition," in *10th International Symposium on Chinese Spoken Language Processing (ISCSLP)*, 2016, pp. 1–4.
- [35] W. Ding and L. He, "MTGAN: Speaker verification through multitasking triplet generative adversarial networks," in *Proceedings of the Annual Conference of International Speech Communication Association (INTERSPEECH)*, 2018, pp. 3633–3637.
- [36] J. Wang, K.-C. Wang, M. T. Law, F. Rudzicz, and M. Brudno, "Centroid-based deep metric learning for speaker recognition," in *IEEE International Conference on Acoustics, Speech and Signal Processing (ICASSP)*. IEEE, 2019, pp. 3652–3656.
- [37] Z. Bai, X.-L. Zhang, and J. Chen, "Partial AUC optimization based deep speaker embeddings with class-center learning for text-independent speaker verification," *arXiv preprint arXiv:1911.08077*, 2019.
- [38] Z. Gao, Y. Song, I. McLoughlin, P. Li, Y. Jiang, and L.-R. Dai, "Improving aggregation and loss function for better embedding learning in end-to-end speaker verification system," in *Proceedings of the Annual Conference of International Speech Communication Association (INTERSPEECH)*, 2019, pp. 361–365.
- [39] J. Zhou, T. Jiang, Z. Li, L. Li, and Q. Hong, "Deep speaker embedding extraction with channel-wise feature responses and additive supervision softmax loss function," in *Proceedings of the Annual Conference of International Speech Communication Association (INTERSPEECH)*, 2019, pp. 2883–2887.
- [40] R. Li, N. Li, D. Tuo, M. Yu, D. Su, and D. Yu, "Boundary discriminative large margin cosine loss for text-independent speaker verification," in *IEEE International Conference on Acoustics, Speech and Signal Processing (ICASSP)*. IEEE, 2019, pp. 6321–6325.
- [41] S. Wang, J. Rohdin, L. Burget, O. Plchot, Y. Qian, K. Yu, and J. Cernocky, "On the usage of phonetic information for text-independent speaker embedding extraction," in *Proceedings of the Annual Conference of International Speech Communication Association (INTERSPEECH)*, 2019, pp. 1148–1152.
- [42] T. Stafylakis, J. Rohdin, O. Plchot, P. Mizera, and L. Burget, "Self-supervised speaker embeddings," in *Proceedings of the Annual Conference of International Speech Communication Association (INTERSPEECH)*, 2019, pp. 2863–2867.
- [43] G. Heigold, I. Moreno, S. Bengio, and N. Shazeer, "End-to-end text-dependent speaker verification," in *IEEE International Conference on Acoustics, Speech and Signal Processing (ICASSP)*. IEEE, 2016, pp. 5115–5119.
- [44] S.-X. Zhang, Z. Chen, Y. Zhao, J. Li, and Y. Gong, "End-to-end attention based text-dependent speaker verification," in *Spoken Language Technology Workshop (SLT)*. IEEE, 2016, pp. 171–178.
- [45] F. R. Rahman Chowdhury, Q. Wang, I. L. Moreno, and L. Wan, "Attention-based models for text-dependent speaker verification," in *IEEE International Conference on Acoustics, Speech and Signal Processing (ICASSP)*. IEEE, 2018, pp. 5359–5363.
- [46] D. Wang, L. Li, Z. Tang, and T. F. Zheng, "Deep speaker verification: Do we need end to end?" *arXiv preprint arXiv:1706.07859*, 2017.
- [47] M. McLaren, L. Ferrer, D. Castan, and A. Lawson, "The Speakers in the Wild (SITW) speaker recognition database," in *Proceedings of the Annual Conference of International Speech Communication Association (INTERSPEECH)*, 2016, pp. 818–822.
- [48] A. Nagrani, J. S. Chung, and A. Zisserman, "Voxceleb: a large-scale speaker identification dataset," *arXiv preprint arXiv:1706.08612*, 2017.
- [49] S. Shon and J. Glass, "Multimodal association for speaker verification," in *Proceedings of the Annual Conference of International Speech Communication Association (INTERSPEECH)*, 2020, pp. 2247–2251.
- [50] M. Zhang, X. Kang, Y. Wang, L. Li, Z. Tang, H. Dai, and D. Wang, "Human and machine speaker recognition based on short trivial events," in *IEEE International Conference on Acoustics, Speech and Signal Processing (ICASSP)*. IEEE, 2018, pp. 5009–5013.
- [51] G. Morrison, C. Zhang, E. Enzinger, F. Ochoa, D. Bleach, M. Johnson, B. Folkes, S. De Souza, N. Cummins, and D. Chow, "Forensic database of voice recordings of 500+ australian english speakers," 2015.
- [52] W. M. Fisher, "The DARPA speech recognition research database: specifications and status," in *Proc. DARPA Workshop on Speech Recognition, Feb. 1986*, 1986, pp. 93–99.
- [53] V. W. Zue and S. Seneff, "Transcription and alignment of the TIMIT database," in *Recent Research Towards Advanced Man-Machine Interface Through Spoken Language*. Elsevier, 1996, pp. 515–525.
- [54] J. J. Godfrey, E. C. Holliman, and J. McDaniel, "Switchboard: Telephone speech corpus for research and development," in *Acoustics, Speech, and Signal Processing, IEEE International Conference on*, vol. 1. IEEE Computer Society, 1992, pp. 517–520.
- [55] C. S. Greenberg, "The NIST year 2012 speaker recognition evaluation plan," *NIST, Technical report*, 2012.
- [56] S. O. Sadjadi, T. Kheyrkhan, A. Tong, C. S. Greenberg, D. A. Reynolds, E. Singer, L. P. Mason, and J. Hernandez-Cordero, "The 2016 NIST speaker recognition evaluation," in *Proceedings of the Annual Conference of International Speech Communication Association (INTERSPEECH)*, 2017, pp. 1353–1357.
- [57] NIST, "NIST 2018 speaker recognition evaluation plan," NIST, 2018. [Online]. Available: https://www.nist.gov/system/files/documents/2018/08/17/sre18_eval_plan_2018-05-31_v6.pdf
- [58] H. Bu, J. Du, X. Na, B. Wu, and H. Zheng, "Aishell-1: An open-source mandarin speech corpus and a speech recognition baseline," in *2017 20th Conference of the Oriental Chapter of the International Coordinating Committee on Speech Databases and Speech I/O Systems and Assessment (O-COCOSDA)*. IEEE, 2017, pp. 1–5.
- [59] J. Du, X. Na, X. Liu, and H. Bu, "Aishell-2: transforming mandarin ASR research into industrial scale," *arXiv preprint arXiv:1808.10583*, 2018.
- [60] A. Larcher, K. A. Lee, B. Ma, and H. Li, "Text-dependent speaker verification: Classifiers, databases and RSR2015," *Speech Communi-*

- ation, vol. 60, pp. 56–77, 2014.
- [61] K. A. Lee, A. Larcher, G. Wang, P. Kenny, N. Brümmer, D. v. Leeuwen, H. Aronowitz, M. Kockmann, C. Vaquero, B. Ma *et al.*, “The RedDots data collection for speaker recognition,” in *Proceedings of the Annual Conference of International Speech Communication Association (INTERSPEECH)*, 2015.
- [62] X. Qin, H. Bu, and M. Li, “HI-MIA: A far-field text-dependent speaker verification database and the baselines,” 2019.
- [63] J. W. M. Pham, Z. Li, “Toward better speaker embeddings: Automated collection of speech samples from unknown distinct speakers,” in *IEEE International Conference on Acoustics, Speech and Signal Processing (ICASSP)*. IEEE, 2020, pp. 7089–7093.
- [64] J. Deng, J. Guo, Y. Zhou, J. Yu, I. Kotsia, and S. Zafeiriou, “Retinaface: Single-stage dense face localisation in the wild,” *arXiv preprint arXiv:1905.00641*, 2019.
- [65] J. Deng, J. Guo, N. Xue, and S. Zafeiriou, “Arcface: Additive angular margin loss for deep face recognition,” in *Proceedings of the IEEE Conference on Computer Vision and Pattern Recognition*, 2019, pp. 4690–4699.
- [66] D. S. Bolme, J. R. Beveridge, B. A. Draper, and Y. M. Lui, “Visual object tracking using adaptive correlation filters,” in *2010 IEEE Computer Society Conference on Computer Vision and Pattern Recognition*. IEEE, 2010, pp. 2544–2550.
- [67] J. S. Chung and A. Zisserman, “Out of time: automated lip sync in the wild,” in *Asian conference on computer vision*. Springer, 2016, pp. 251–263.
- [68] D. Snyder, G. Chen, and D. Povey, “MUSAN: A Music, Speech, and Noise Corpus,” 2015, arXiv:1510.08484v1.
- [69] T. Ko, V. Peddinti, D. Povey, M. L. Seltzer, and S. Khudanpur, “A study on data augmentation of reverberant speech for robust speech recognition,” in *IEEE International Conference on Acoustics, Speech and Signal Processing (ICASSP)*. IEEE, 2017, pp. 5220–5224.
- [70] D. Povey, A. Ghoshal, G. Boulianne, L. Burget, O. Glembek, N. Goel, M. Hannemann, P. Motlicek, Y. Qian, P. Schwarz *et al.*, “The Kaldi speech recognition toolkit,” in *IEEE 2011 workshop on automatic speech recognition and understanding*, no. EPFL-CONF-192584. IEEE Signal Processing Society, 2011.
- [71] H. Zeinali, S. Wang, A. Silnova, P. Matějka, and O. Pichot, “BUT system description to voxceleb speaker recognition challenge 2019,” *arXiv preprint arXiv:1910.12592*, 2019.
- [72] Y. Zhu, T. Ko, D. Snyder, B. Mak, and D. Povey, “Self-attentive speaker embeddings for text-independent speaker verification,” in *Proceedings of the Annual Conference of International Speech Communication Association (INTERSPEECH)*, 2018, pp. 3573–3577.
- [73] S. J. Park, C. Sigouin, J. Kreiman, P. A. Keating, J. Guo, G. Yeung, F.-Y. Kuo, and A. Alwan, “Speaker identity and voice quality: Modeling human responses and automatic speaker recognition,” in *Proceedings of the Annual Conference of International Speech Communication Association (INTERSPEECH)*, 2016, pp. 1044–1048.
- [74] E. Shriberg, M. Graciarana, H. Bratt, A. Kathol, S. S. Kajarekar, H. Jameel, C. Richey, and F. Goodman, “Effects of vocal effort and speaking style on text-independent speaker verification,” in *Proceedings of the Annual Conference of International Speech Communication Association (INTERSPEECH)*, 2008.
- [75] D. Wang, “Remarks on optimal scores for speaker recognition,” *arXiv preprint arXiv:2010.04862*, 2020.
- [76] L. Li, D. Wang, and J. Kang, “A principle study for enroll-test mismatch in speaker recognition,” CSLT@Tsinghua University, 2020. [Online]. Available: <http://wangd.cslt.org/public/pdf/cn-match.pdf>
- [77] J. Kang, R. Liu, L. Li, Y. Cai, D. Wang, and T. F. Zheng, “Domain-invariant speaker vector projection by model-agnostic meta-learning,” in *Proceedings of the Annual Conference of International Speech Communication Association (INTERSPEECH)*, 2020.
- [78] R. Vilalta and Y. Drissi, “A perspective view and survey of meta-learning,” *Artificial intelligence review*, vol. 18, no. 2, pp. 77–95, 2002.
- [79] J. Vanschoren, “Meta-learning: A survey,” *arXiv preprint arXiv:1810.03548*, 2018.
- [80] S. Bengio, Y. Bengio, J. Cloutier, and J. Gecsei, “On the optimization of a synaptic learning rule,” in *Preprints Conf. Optimality in Artificial and Biological Neural Networks*, vol. 2. Univ. of Texas, 1992.
- [81] M. Andrychowicz, M. Denil, S. Gomez, M. W. Hoffman, D. Pfau, T. Schaul, B. Shillingford, and N. De Freitas, “Learning to learn by gradient descent by gradient descent,” in *Advances in neural information processing systems*, 2016, pp. 3981–3989.
- [82] C. Finn, P. Abbeel, and S. Levine, “Model-agnostic meta-learning for fast adaptation of deep networks,” in *Proceedings of the 34th International Conference on Machine Learning-Volume 70*. JMLR. org, 2017, pp. 1126–1135.