

State of the Art of Adaptive Cruise Control and Stop and Go Systems

Emre Kural, Tahsin Hacibekir, and Bilin Aksun Güvenç
Department of Mechanical Engineering, İstanbul Technical University,
Gümüşsuyu, Taksim, İstanbul, TR-34437, Turkey

Abstract—This paper presents the state of the art of Adaptive Cruise Control (ACC) and Stop and Go systems as well as Intelligent Transportation Systems enhanced with inter vehicle communication. The sensors used in these systems and the level of their current technology are introduced. Simulators related to ACC and Stop and Go (S&G) systems are also surveyed and the MEKAR simulator is presented. Finally, future trends of ACC and Stop and Go systems and their advantages are emphasized.

I. INTRODUCTION

New trends in automotive technology result in new systems to produce safer and more comfortable vehicles. Many driver assistant systems are introduced by automotive manufacturers in order to prevent a possible accident from happening either by intervening in the control of the vehicle temporarily or by warning the driver audibly and visually.

The key reason as to why researchers focus on the subject of producing safer cars is related to the statistics that expose the serious consequences of accidents. In 2004, out of 494,851 accidents, 3,082 people died, 109,681 people were injured and this caused approximately 0.5 billion dollars worth of financial losses in Turkey [1]. In 2003, the number of rear-end collisions was 32,286 which constitutes 54% of all accidents. In 2002, in 1023 urban accidents 1685 people died and 153 billion dollars worth of damage occurred [2]. In the world, the statistics are similar: in 2002, approximately 6,977 people in Germany, 7,720 people in France, 3,450 in UK and 6,682 in Italy died due to traffic accidents [2]. These statistics shown graphically in Figure 1 expose the serious consequences of traffic accidents in highways and also in urban traffic.

Consequently, automotive manufacturers take precautions which aim at reducing the severe results of accidents. To achieve this, driving assistance systems including vehicle and highway automation are introduced to decrease the number and effect of a car accident due to driver error. Beside the consideration about safety, the rise in the capacity of highways, enhancement in the comfort of vehicles or fuel consumption issues push the automotive researchers to more automated vehicles.

Number of Traffic Accidents in European Country

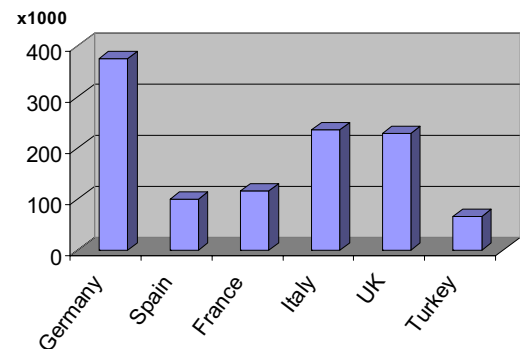


Figure 1. Traffic Accident Statistics in Europe

And as a result, the driver's routine interventions are lessened and due to a more controlled driving, fuel consumption will be reduced. On the other hand, the automation of highways will also allow an increase in the number of vehicles traveling on roads without causing congestion [3].

Although automated driving technology seems to be futuristic, considerable advances were achieved on both the academic and manufacturer levels. Actually, the initiation of the studies related to automated highway or automated vehicle systems reaches to mid 1980's. In USA, Japan and Europe, programs intended to increase the capacity of highways and safety were launched by the support of the state and private foundations [4]. Furthermore, many theoretical studies is related to those subjects were accomplished. Finally, new improvements in electronics and sensor technologies enable realization of those systems and some manufacturers have already implemented them.

Adaptive Cruise Control (ACC) and Stop and Go (S&G) systems can be considered as the first steps of such automated driving systems that aim to assist the driver in highways or in urban traffic. Their task is to control the headway with the vehicle ahead along with its speed. The driver handles only the orientation of the vehicle, so the speed and the safe distance with the forward vehicle are controlled by the system itself. The notion that separates ACC and S&G systems is the speed scale in which they operate. While S&G is responsible

for speeds lower than 40 km/h including the stopping operation and is also used in more congested traffic. ACC is designed for highways with higher speeds [5]. Figure 2 identifies the operation speed of S&G and ACC systems and also their operation principle.

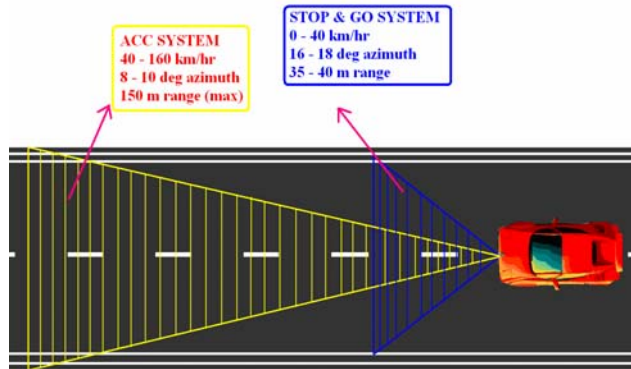


Figure 2. S&G and ACC Systems Operation Principle

ACC and S&G systems use a forward-looking sensor to detect the presence of the target vehicle and, throttle and brake actuators to generate the required acceleration and deceleration during a following operation. Their functionality provides a safer and more comfortable driving experience and in the mean time alleviates the work-load of the driver. Thus, driver fatigue is lessened by the operation of these systems which lets the driver respond faster in a panic situation.

Another important issue related to ACC and S&G systems is sensor technologies. Forward-looking sensors differ in terms of characteristic for both systems. For example, naturally S&G systems need a wider angle of view, called azimuth angle, because of the more active scenarios of urban traffic. However, ACC systems require a longer safe distance due to their speed range. Consequently, a longer detection capability is required for ACC sensors. Mostly radar or laser technology is used as the sensor of present ACC and S&G systems.

Since the idea of creating an automated vehicle has been examined for decades, many control theoretic solutions were introduced, aiming to resolve this problem. As a first step, longitudinal speed and distance control problem was studied especially for ACC systems from the host vehicle point of view. Then, the performance of such systems was investigated during a non uniform road condition such as cornering or lane change maneuvering. In such research studies, the vehicle behavior is adjusted in order not to cause discomfort for the driver and passengers. The designing of such systems is intended to mimic the reactions of an average driver when it operates [6], [7].

Even though the ACC designs focus on the driver's safety and comfort, there are considerable studies on its effects on different issues such as traffic flow and the environment. Also some automated systems are aimed at reducing the traffic intensity and this can be seen as a possible solution to the traffic flow problem. The platoon systems which can be considered as a future generation of ACC or S&G systems are introduced to reduce the congestion in highways. A platoon is a set of vehicles traveling together with a specified inter-vehicle distance. Liang and Peng [8] have studied concerning the string

stability problem of a platoon. The communication protocols or spacing policy differs with the design. However the common objective is to form of a platoon with shorter space than usual drivers can in order to increase the capacity of highways. Furthermore, since the relative speed is lower with respect to the usual case in case of an accident, the impact energy is lower. Another advantage that a platoon provides is less aerodynamic drag for the vehicle preceding the first one which is related directly to the fuel consumption [9]. ACC systems effect on fuel consumption is also an ongoing study in academic environments by means of a smoother cruise [3].

Simulator studies are also an important issue for ACC or S&G systems. They constitute a milestone in the design of such system. On one hand, a virtual environment reduces very high costs of road tests and on the other hand it provides a safe location for tuning the system parameters and testing real human driver behavior in a real traffic situation [10]. There are many ACC simulators designed for this purpose. One of them is the MEKAR ACC simulator and is a low cost PC based real time simulator. MEKAR is a research laboratory, founded in 1997 in the department of mechanical engineering of Istanbul Technical University, which is an acronym for Mechatronics Research or Mechatronic Vehicle in Turkish.

This paper reviews the current state of the art of ACC and S&G systems, investigating the last innovations in those systems, the continuing academic studies and also surveys the studies on Automated Highway Systems briefly. The system description and the control problems are reviewed. The sensor requirements of the system and sensor technology are outlined.

The organization of the rest of the paper is as follows: In section 2, a system description will be given by presenting first the big projects throughout the world about these subjects and then ACC, Stop and Go and Platoon systems will be reviewed in detail. In section 3 the sensor requirements will be presented. In section 4, inter vehicle communication related studies will be presented. Finally the paper concludes with the overview of the ACC related simulator studies including the MEKAR ACC simulator and the future aspects of ACC and Stop and Go systems.

II. DEVELOPMENT STAGES OF INTELLIGENT VEHICLE SYSTEMS, ACC AND S&G

The early stages of Intelligent Vehicle Highway Systems (IVHS) initiated with the efforts of programs supported by the governments and automakers. Especially in Europe, USA and Japan, those programs founded with considerable budgets, aimed at producing the driving automation in a futuristic approach [3].

EUREKA which is a research and development funding and coordination organization of the European Union conducted many projects executed by automotive industry. One of them was called PROMETHEUS (Programme for a European Traffic system with Highest Efficiency and Unprecedented Safety) which introduces feasible technology to IVHS. This program of the European motor industry began as a cooperative research and development effort in the mid 1980's. The PROMETHEUS research program united car companies

from six countries with automotive suppliers, electronics companies, government research laboratories and universities. The member bodies began work in 1986 on pre-competitive research exploring ways of achieving safer driving, smoother traffic flow and improved travel and transport management.

In the United States, the U.S. Department of Transportation's Intelligent Transportation Systems (ITS) Joint Program Office and the Partners for Advanced Transit and Highways (PATH) program founded by California Department of Transportation and Institute of Transportation Studies of the University of California at Berkeley studied advanced vehicle and highway systems. These programs aimed at the development of a full automatic vehicle system able to communicate with other vehicles and travel along a platoon on highways by using control algorithms in both lateral and longitudinal directions. The PATH project was not only dedicated to Intelligent Cruise Control systems but also some to automated systems for heavy trucks, transit-buses and stop and go applications, immobile object or pedestrian recognizing systems [11].

Lastly, Japan's Advanced Cruise-Assist Highway System Research Association concentrated on systems which make driving a completely automated experience. The Advanced Cruise Assist Highway System (AHS) is one of the most advanced systems in the ITS field. The goal of AHS is to reduce traffic accidents, enhance safety, improve transportation efficiency as well as reduce the operational work of drivers. A number of related effects are also expected. In Japan, AHS research is being carried out in the following fields: AHS-"i" (information): focusing on providing information; AHS-"c" (control): vehicle control assistance; AHS-"a" (automated cruise): fully automated driving [4].

The experimental result of these studies related to AHS gave satisfactory results and the works on these subjects continue to create the next steps of automated vehicles. However, due to the economical difficulties or feasibility problems, AHS studies are replaced by more practical solutions in Intelligent Vehicle Systems such as ACC or S&G and other collision avoidance systems. ACC and S&G systems are currently being developed by many automotive manufacturers, private and combined research groups around the world. The most important advantage of the ACC systems is that they do not require a supplemental infrastructure such as an automated highway or automation in other vehicles. Furthermore the knowledge and experience gained from the national programs can straightforwardly be converted into the application of these systems.

In order to focus more on these systems and expose the differences between them each system will be observed separately.

A. Adaptive Cruise Control

A longitudinal direction driver assistance system, ACC, attenuates the driver's routine by assisting with the operation of the brakes and the accelerator. It uses a sensor in order to measure the relative speed and relative distance between the host vehicle on which the ACC system is installed and the target vehicle in front. It automatically adjusts the vehicle speed to maintain the distance set by the driver and when there is no target

vehicle, it accelerates until the pre-set-speed, in cruise control mode. The ACC system controls the brake system in order to provide the desired deceleration during a following scenario [12]. Similarly throttle actuation allows a possible acceleration if it is necessary. However the authority of these actuations is limited due to the safety reasons [13]. The forward looking sensor system senses the target vehicle ahead and the speed of the host vehicle is controlled according to this target vehicle by insuring a safe distance related to the time gap entered by the driver. The speed of the vehicle is tracked according to the preceding vehicle in such a way that it does not exceed the pre-set cruise control speed. This speed is used once there is no a target car or the preceding vehicle increases its speed over this value.

Although ACC is launched as a comfort system that helps the driver in controlling headway distance and speed during a following condition, the system introduces a safe cruise due to controlled acceleration and deceleration behavior [3]. Actually driving skill, driving habits, and response time of the drivers are extremely varied because of the differences between age, gender, health and psychological condition. An inappropriate or late response of the driver to a change in traffic flow will cause fatal accidents and consequently financial problems. On the other hand, ACC can respond much more quickly and precisely than human drivers can to any change in speed. A vehicle using adaptive cruise control typically brakes sooner and more smoothly than one without the system.

Many control schemes are accomplished related to longitudinal behavior of ACC in highways [14], [15], [16]. However the performance of the system during a non-uniform road condition such as a cornering maneuver should be checked carefully. Tracking of the target vehicle during a curve among the other vehicles in adjacent lanes is required. To overcome this problem a prediction algorithm based on the sensor data obtained from the yaw rate and/or steering angle is used [17], [18].

When control studies are investigated systematically, it is seen that there are three types of control approaches. Firstly, there is longitudinal control where the assumption of the vehicle paths is completely straight and the control solves the two vehicle spacing problem. The studies generally take into account the problem with two vehicles and for the simulation a simple reduced longitudinal vehicle dynamics including engine and brake dynamics. Microscopic traffic flow analysis is done and the lateral interaction of vehicles is omitted [19], [20] and [21]. The response of the host vehicle to the changes of speed of the preceding one is examined during acceleration, deceleration or switching back to the cruise control mode. For the second approach, the lateral behavior of the system is investigated in addition to its longitudinal dynamics and the scenarios are expanded with lane changes or following during cornering [18]. To achieve this, lateral dynamics of vehicles are added to accomplish the required maneuvers [22]. And lastly, the platoon approach is studied in different programs such as PATH or PROMETHEUS, where the situation of following of more than two vehicles is investigated during different scenarios [23], [24]. The system is observed in multi car simulations and the traffic flows and dynamics are modeled in a more general sense. The macroscopic traffic characteristics is also observed [25], [26]. Especially, the

studies concerning the string stability problem of a platoon have been examined extensively [8]. The string stability problem of a vehicle platoon has been studied since the late 1970's. The term "string stability" refers to stable upstream propagation of vehicle speed perturbation through a string of vehicles.

Those studies, which can be interpreted as an extended ACC or the future highway systems are utilized widely in the evaluation of ACC.

The control schemes generally constituted of two hierarchical structures [27], [19]. Firstly, ACC control is responsible for computing the required acceleration or deceleration of the vehicle according to a control algorithm. This upper level algorithm produces the required control input for either brake or throttle actuators by considering comfort and safety issues. The sensor inputs are directly involved in this control block and relative distance and relative speed constitute the inputs for the controller. Also the multi-target tracking among different objects and path estimations can be considered as a task of this hierarchical level. On the other hand, the control inputs calculated are transferred to the actuators and the control issues are realized by the low-level controllers assuring the actuation of the correct outputs based on the desired inputs.

In observing the effect of ACC systems on traffic flow, distinct control approaches are considered. Those approaches are based on;

- Constant Space Headway Control: In this approach the distance between vehicles is assumed constant [28].
- Constant Time Headway Control (CTH): In this approach, the control input is a function of the time gap (which can be selected by the driver). And when it is multiplied by the vehicle speed, constitutes the controllers desired distance. So the system's string stability is guaranteed while smooth acceleration/deceleration is ensured [29].
- Variable Time Headway Control (VTH): In this strategy the desired distance is regulated according to the relative velocity of the vehicles. In this case, the 'time gap' value is changing continuously [30].

The control problem can be summarized as forcing the relative speed and relative distance towards the phase plane origin. In Hatipoğlu et al [19], the problem is solved by proposing different control actions defined in different regions of the phase plane called decision regions on which the driver behavior is emulated as close as possible. The aim is to design a hybrid controller for the longitudinal control of vehicles in highway which switches between different control actions. The distance and the relative velocity are forced towards the origin of the phase plane smoothly and the high frequency switching in the decision points and at the origin of the phase plane is avoided. A supervisory hybrid controller switches between smooth-constant acceleration / deceleration and linear control region and the study is presented with experimental and theoretical results.

There have also been some PID control applications in the development of ACC studies: In Chien et al [31], a PID controller based on constant time headway policy is proposed and proved to provide both local and platoon stability where it is theoretically robust against sensor noise delays.

In Yanakiev and Kanellakopoulos [32], two control approaches (PID with quadratic derivative term and adaptive PID) were compared. Lu and Hedrick [33] have designed two level controllers for heavy-duty truck vehicles where the control problems differ from passenger cars due to the different structure of these vehicles: A low level controller handles the brake period in brake systems and fuel injection period in a turbo-charged diesel engine. And the higher level controller is based on a sliding mode control structure.

Gain scheduling and adaptive controllers are widely used in the solution of the control problem. In [29], an adaptive PID throttle controller is proposed and compared to constant term PID and adaptive controllers. The paper designs control architecture in the longitudinal dynamics. At first, the constant time headway based control objective is traced. Then the sub-controllers are presented for throttle and brake. For throttle, a PID with fixed gain and gain scheduling algorithm is introduced. Also, alternatively an adaptive controller is presented. A discontinuous braking controller is given. Finally the switching algorithm between throttle and brake is introduced.

As a part of the PATH project Hedrick's studies related to ACC or more generally platoon control is based on the sliding mode control architecture [14], [23], [27]. As an extension of ACC, Cooperative Adaptive Cruise Control (CACC) is introduced. This system provides an inter vehicle communication among numerous vehicles, and it constitutes a hybrid control structure [27], [34]. CACC allows communication of the host vehicle with the lead one. It is claimed that CACC system provides closer following distance in contrary to ACC system, because of the information provided by the reliable and quicker communication [35]. Furthermore, the communication supplies the maximum braking capability or braking rate of the lead vehicle, which will warn the driver of the host vehicle sooner with respect to a traditional Forward Collision Warning System. In the light of this information, the system is separated into seven different modes where different systems (ACC, CACC, Cooperative Collision Warning (CCW) etc.) are switched according to the scenarios by the supervisory controllers [27]. Actually the structure of the control architecture can be scaled into three layers: The most basic controllers deal with actuator and basically continuous control algorithms are selected. The maneuver coordination layer is a hierarchical controller based on discrete states, each of them sends desired input signals to the basic controllers. And finally the supervisory control achieves coordinated maneuvers between vehicles. Practical implementation of the study was executed as a part of the PATH project.

The focus of [36] is on direct (no base-station) vehicle-to-vehicle wireless communication at 1 to 5 km distances, which is studied at the Ohio State University (OSU). The classification of information, effect of information transmittal, physical layer, MAC protocols for delivery of real-time information and output of simulation of the ES-DCF and DB-DCF protocols are discussed in [36]. Furthermore, in [37], different delay time equations with different cases of the inter-vehicle communication are examined and also compared with each other to evaluate the effect of communication on rear-end collision avoidance. A unified model for delay time computing

equation are obtained and simulated to present validation of the general delay time equation by Liu and Özgüner [37].

Yi et al. proposed a throttle/brake control law that generates the desired control input and supported their theory with experimental results [12].

There are an insufficient number of studies concerning system lateral performance during cornering scenarios. Most detailed studies are presented briefly here. In [17], a target identification method using yaw rate is proposed. The method is based on the phase chart between the lateral component of the relative velocity and azimuth of a preceding vehicle. In similar studies, two new methods called Method Curve and Method Lane were proposed [17]. A phase plane constituted by azimuth angle and relative velocity defines the curved entry of a preceding vehicle or lane change scenarios of the vehicles. In [18], the target vehicle lateral position is estimated with respect to the host vehicle's projected path.

Most of the theoretical work related to longitudinal control is on the driver comfort and safety from the host vehicle point of view. However, there are also in many publications concentrating on traffic stability, highway traffic flow dynamics and highway platoon driving issues. The string stability concerning ACC algorithms is widely studied in the literature. It is known that the string stability problem can be handled if the constant time headway policy is used. However, a system that enables intercommunication allows a string stable platoon with constant space [38]. On the other hand, Yanakiev et al. claims that constant time headway results with larger spacing which elongates the length of the platoon and influences the traffic capacity. So, they introduce variable time headway policy [39]. In [8], [40] Liang and Peng proposed a string stable optimal control algorithm and verified their result on a traffic simulator. In [41], the performance of ACC is compared to a manual driving vehicle, in terms of string performance using a human driver model.

Raza et al [42] tried to design an overall system that covers different driving environment. The system is called Vehicle Longitudinal Control System (VLCS) and it includes different modes such as autonomous vehicles, cooperative vehicle following and platooning. The control system of the vehicle is built on supervisory control and throttle/brake control. The supervisory controller decides on the operation modes of vehicle and also evaluates the inputs which come from the driver, infrastructure of roadside beacon, on board sensors and other vehicles. The first mode of the VLCS is Intelligent Cruise Control (ICC) that allows automatic vehicle following with supervision of the driver. Second mode: Cooperative Driving without communication between vehicles is obtained by adding the roadway to vehicle communication capability that mandates the speed. Another mode: Cooperative Driving with communication between vehicles allows the vehicle to coordinate maneuvers and exchange the information about road conditions, and specifications of vehicles. Lastly, Platooning mode is described as vehicles communicating with each other and the roadway to coordinate themselves on the way.

In another interesting study, Chien et al [43] concentrated on designing an autonomous intelligent

cruise control (AICC) which uses information from the vehicles ahead and also behind to guarantee individual vehicle stability as well as platoon stability in both directions under the constant spacing safety policy. Moreover, AICC law is able to guarantee platoon stability for a speed dependent desired spacing at all speeds. Zhang et al give information about the problems and different approaches of platoon stability and also point out that platoon stability by itself does not guarantee individual vehicle stability. The controller must be designed to guarantee both vehicle and platoon stability. The model and controller are tested by forming a platoon that contains a leader and four following vehicles in different cases. The effects of the AICC is observed on traffic flow and also compared with three human driver models proposed in the literature by Ioannou and Chien [44]. The constant time headway approach is used with appropriate control system and also the performance of the AICC is compared with these three drivers. Results of the simulations show that AICC provides large traffic flow rates and smoother traffic flows by eliminating the human delays, large reaction times and obtaining shorter inter vehicle safety space.

Intelligent Cruise Control (ICC) laws for passenger vehicles are presented in [12]. Yi et al [12] mentioned about the types of the longitudinal control and also low performance of the linear PID-controller because of noisy sensor data. Numerical values of the ICC system components were presented and also control algorithms and equations of the system components are given in [12]. LeBlanc et al. [45] presented the results of the Crewman's Associate for Path Control (CAPC) study that is an automatic road-departure warning system for motor vehicle drivers. The main difference of the CAPC from the autonomous road or vehicle following system is automatic assistance maintained only until the driver recovers control or until the vehicle has been brought to rest by a co-driver.

The most researched area in ACC systems is the control methodology. Different and interesting studies are summarized below. Hatipoğlu et al [46] explain development of a supervisory hybrid controller which is designed to switch between different controls actions to obtain a smooth intelligent cruise control (ICC) structure. Different decision regions are defined on the phase plane and also three different control actions are studied. Controllers were connected to each other to mimic the behavior of an experienced driver by using hybrid model and Kalman filter which is designed for state observation. Longitudinal and lateral control algorithms were developed for the radar based convoying problem for truck-trailers under the assumption that the convoy consists of only two trucks by Haskara et al [47]. The vehicle following algorithm and the evaluation logic of the sensory information is presented to find the desired speed for longitudinal control in [47].

Acarman et al [48] presented a new driver assistance system that contains automated Control Authority Transition (CAT) system and its modules for planning, decision making, execution, reference or expert driver and sensor modules. CAT system is a concept of transferring some of the driver's control authority to an automated system that has no new safety problems such as distraction and information overload [48]. In [48], simulation result of some accident scenarios related to

some modes of operation of the CAT system is given to show its validity to prevent accidents.

B. Stop & Go

Stop and Go cruise control is an extension to ACC which is able to automatically accelerate and decelerate the vehicle in city traffic and Stop and go situations. It reduces the driver workload in suburban areas, where ACC systems are practically ineffective.

Due to the more complex driving environment and more rigid sensory requirements at lower speeds, the challenges in developing stop and go systems are more than those of ACC systems. The sensory requirement for the driving environment detection is much more extended for a stop and go cruise control system [3]. The sensor requirements differ from ACC applications. First of all, the field of view of the host car is expanded. Furthermore, the control structure changes because of the lower speed range. More aggressive acceleration and deceleration limits are introduced [49], [50].

Venhovens et al [51] trace the borders of the S&G tasks. They mention that the system should perform well in a congested traffic environment where the driver is dependent on traffic flow. There are stopped and discontinuous starts. Hedrick et al [52] have proposed the studies of Stop and Go application in PATH project in Berkeley. The control structure resembles the usual ACC structure and a desired distance is given with an empirical expression based on the human behavior in [52]. In [52], after upper level controller, the lower level throttle and brake controllers are introduced. The lower level controller tries to produce the required acceleration that the upper level desires. In this point of view, the inverse of a look-up table is used. The desired brake torque is also ensured by controlling the master cylinder's pressure. Furthermore, driver behaviors' are another important issue of the Stop and Go. Canale and Malan [53] have studied designing the ACC system which has ability to operate at S&G situations in urban traffic, in such a way that it represents an average driver's behavior. To accomplish this system is tuned with the data collected from 20 different drivers. Yi et al [49] have presented a vehicle speed and vehicle-to-vehicle distance control algorithm for a vehicle S&G system whose control algorithm consists of speed and distance control algorithms and a combined throttle brake control law. Linear Quadratic (LQ) optimal control theory has been used to design vehicle desired acceleration for vehicle-to-vehicle distance control in that study [49].

III. SENSOR DESCRIPTION

ACC and S&G systems' most critical component is the sensor systems that are responsible for supplying the correct data to the host vehicle. The controller uses the relative speed and relative distance data from sensors and computes the required control input to the actuators of vehicle. In today's technology there are mainly two types of sensor systems: Lidar and radar based forward looking sensors.

A. Lidar Based Sensor:

Lidar Based sensors use the light detection and ranging technology. The lens of the sensor optically disperses the laser beam into adjacent regions and transmits them. The

coverage of the beams does not overlap and there is no separation as well. The most important advantage of the laser beams is their ability in multi-tracking. For example Delphi's Forewarn® ACC-L Lidar System, which has 12 adjacent laser beams, can identify 6 objects within each region [5]. The sensor uses a pulse signal in order to measure the distance of the target. The Lidar products make use of light beams and are therefore environmentally sensitive. Adverse weather conditions affect the reliability of the measurement negatively [54].

B. Radar Based Sensor:

Another type of forward looking sensor is the millimeter wave radar. The radar configuration used in ACC and S&G systems differs in terms of frequency and specification. ACC system requires long range radar due to the high speeds and longer detection distance. Long range radar devices use Frequency Modulated Continuous Wave (FMCW) with an indirect flight-time measurement. A CW radar compares the frequency of the transmitted signal with the frequency of the received signal. Transmitted frequency is compared to the received and Doppler shifted signal and the flight time of the signal is computed resulting in the distance. The frequency of ACC radar is 76-77 GHz and the detection distance is 150 m with 8° of field angle called the azimuth. However, S&G systems need a wider field of vision due to the traffic characteristics in urban areas. The azimuth angle of short range radar used in S&G systems is 16°, with a detection distance of 40m. The frequency used in this type of sensor is 24-25 GHz. Figure 3 compares the characteristics of ACC and S&G radars [50].

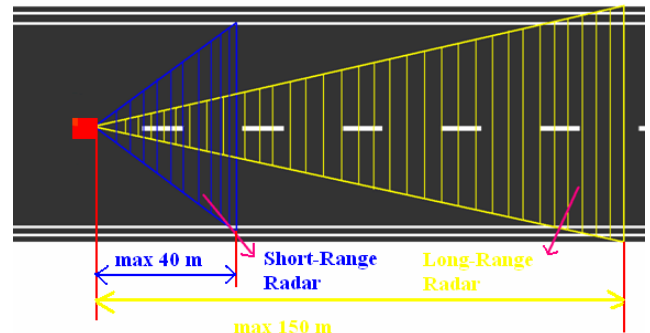


Figure 3. Characteristics of Long and Short Range Radars

There are various antenna types for sensor systems such as monopulse, single scanning beam and switched beam. The latter is an electronically sweeping device. The monopulse is actually three antenna systems where one of them transmits and the other two receive. This configuration is able to identify the azimuth angle of the target object and also has the capability of multi-object tracking [55].

The development of inter-vehicle communications systems is one of the most studied subjects in the ITS industry. Communications between vehicles would present a number of potential safety benefits. The principle behind the system is that one vehicle is able to transmit speed, road and warning information to other vehicles on the road. This form of system may be implemented strictly between vehicles or through a

roadside repeater. The major potential benefit situations include accidents or road obstacles where following vehicles can be alerted.

The difficulty with such a system is that it will clearly function in equipped vehicles only. Therefore, it would not be effective without a high level of usage. It is unlikely that a purchaser would select an option that is dependent upon purchases by other motorists. Therefore, this system can only be seen as a possibility in the fairly distant future.

Recent advances in wireless data communications technologies have led to the development of Vehicle Safety Communication (VSC) applications. This new breed of automotive technologies combine intelligent on-board processing systems with wireless communications for real-time transmission and processing of relevant safety data to provide warnings of hazards, predict dangerous scenarios, and to help avoid collisions. VSC applications rely on the creation of autonomous, self-organizing wireless communication networks, called ad-hoc networks, connecting vehicles with the roadside infrastructure and with each other. While the technical standards and communication protocols for VSC technologies are still being developed, it becomes vital to consider potential value and ethical implications of the design of these new information technologies [56].

On the other hand, an interesting study by Farkas et al [57] explains development of forward-looking chirp monopulse radar which senses echoes from a frequency selective highway stripe surface (FSS) to provide lateral position information. Moreover, it senses echoes from vehicles and other obstacles in the lane ahead to provide distance information for automated cruise control.

IV. ACC SIMULATORS

There exist different types of vehicle simulators built for different purposes. While some of them are constructed with quite wide resources and especially for general purposes inside big facilities, others are less expensive and assembled with moderate budgets and focus on more specific research projects. Also there are many companies specializing on manufacturing driving simulators for commercial purposes. This constitutes a part of the research projects of big vehicle companies such as Volvo, Renault or Ford. One of the important experiments carried on that can be a simulator is the development of ACC algorithms. The objective of the development of the ACC on a simulator is to tune and evaluate the system in a virtual environment instead of the real highway traffic condition which may be risky for both host and the other vehicles. In addition, the subjective comfort assessment is easily done on a non-fixed base simulator.

As mentioned above there are important simulator projects built for more general purposes. One of them is NADS which is expressed as being the “most advanced driving simulator in the world” [58]. The simulator was completed in 2001 after 9 years in the University of Iowa and was dedicated to research on highway safety and vehicle system design [58].

Another big project dedicated to vehicle dynamics simulation is TNO’s VEHIL (Vehicle Hardware In the Loop) built in 2003 in Netherlands [59]. The facility was established for the research of intelligent vehicle systems

such as ACC, S&G, platooning, precrash sensing etc. The test environment differs from a classical driving simulator where human intervention is indispensable. VEHIL offers the possibility of handling the expensive road tests of intelligent vehicle systems in a laboratory condition. Subjecting the sensor and actuator of a vehicle to the real driving conditions, the functionality of intelligent vehicle systems is evaluated. The host vehicle is placed on a chassis dynamometer where each wheel is supported by a drum. The vehicle accelerates or decelerates over this platform up to 250 km/h. The rest of the test system constituting the other vehicles is simulated with “highly dynamic automatic guided vehicles”. These four wheel mobile platforms are able to represent all longitudinal, lateral and yaw dynamics of a vehicle. Finally, a visualization system completes the realistic behavior of the simulation system.

Renault’s dynamic simulator was installed in 1999 at the Research Department of Renault dedicated to automotive research. The simulator consists of a platform of 6-DOF, a vehicle cabin and the complementary audiovisual systems. Also dynamic force feedback is provided on the steering wheel, accelerator, clutch and brake pedals. The moving platform simulates the translational and rotational dynamic behavior. The simulation software SCANer II was developed by the Research Department of Renault [60].

In MEKAR since 2004 a PC based low cost ACC simulator is being developed. Two game type steering wheels are used in, driver-in-the-loop simulation. A 5-DOF vehicle model including ACC controller and a 5-DOF target vehicle allow on ACC algorithm development environment in real time simulations with xPC Target and Simulink models. A static drivetrain model and an engine model as a look-up table are used by the two vehicle models. xPC target allows the communication of two computers. The real time code is generated and downloaded to the host PC. And in the host PC the user inputs and visualization are realized. The user inputs are included to the simulations due to the two game type steering wheels attached to the host PC with USB port. A visual environment is created using MATLAB/Virtual Reality Toolbox. Two level ACC control algorithm is realized using a linear control scheme and a state driven scheme where the control inputs are saturated in order to prevent uncomfortable behavior of the ACC vehicle. Low levels controllers generate the required acceleration and deceleration and high level controller identifies the scenario happening and evaluates the inputs of the low level controller. Many scenarios such as lane change or cut-in scenarios can be identified by the high level controller. The control action is converted to the torque of the engine by an inverse engine model. As a result the MEKAR-ACC simulator and its vehicle models allow online simulation with two or more users and offline simulations without user interface. The MEKAR-ACC simulator is shown in Figure 4. Furthermore, a typical simulation result and is seen in the Figure 5.



Figure 4. MEKAR-ACC Simulator

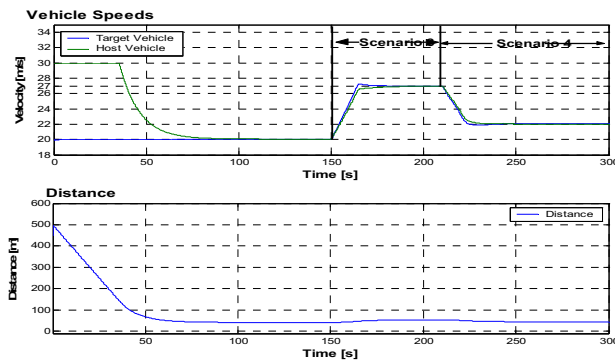


Figure 5. Simulation result for ACC operation during following, target accelerating and decelerating scenarios

V. FUTURE TRENDS

In this study, the current state of the art of ACC, S&G and Platoon systems has been reviewed in detail. Sensor requirements, inter-vehicle communication studies and overview of the ACC related simulator studies including the MEKAR ACC simulator have been presented.

Besides the intense theoretical and practical studies, the sensory problems should be carried out in order to implement driver assistance systems in the future cars. Also, the complex scenarios including cornering, lateral detection or path estimation should be identified by the system. Especially the performance of those assistance systems in urban traffic condition should be analyzed carefully.

Another important aspect is the studies that involve the human factors with these semi-automated driving control systems. There are some studies including human-centered approaches for designing, describing and evaluating these driving assistance systems.

ACKNOWLEDGMENT

The authors acknowledge the support of the European Union Framework Programme 6 through the AUTOCOM SSA project (INCO Project No: 16426) in this paper.

REFERENCES

- [1] http://www.die.gov.tr/yillik/15_Ulastirma.pdf
- [2] Bakım Dairesi Başkanlığı Trafik Şubesi Müdürlüğü, "Trafik Kazaları Özeti, T.C. Bayındırlık ve İskan Bakanlığı Karayolları Genel Müdürlüğü", 2003, <http://www.kgm.gov.tr/kaza2k.asp>
- [3] A. Vahidi and A. Eskandarian, "Research advances in intelligent collision avoidance and adaptive cruise control," *Intelligent Transportation Systems, IEEE Transactions on* vol 4, Issue 3, pp: 143 – 153, Sept. 2003.
- [4] R.E. French, "International Competitiveness in IVHS: Europe, Japan and The United States", *Conference Proceedings of Vehicle Navigation and Information Systems*, Yokohama, Japan, August 3 1 - September 2, 1994.
- [5] Glenn R. Widmann et al., "Comparison of lidar-based and radar-based adaptive cruise control systems," *SAE paper no: 2000-01-0345*.
- [6] M.A. Goodrich and E. R. Boer; "Designing human-centered automation: tradeoffs in collision avoidance system design," *Intelligent Transportation Systems, IEEE Transactions on* vol 1, Issue 1, pp: 40 – 54, March 2000
- [7] M.A. Goodrich and E. R. Boer; "Model-based human-centered task automation: a case study in ACC system design," *Systems, Man and Cybernetics, Part A, IEEE Transactions on* vol 33, Issue 3, pp: 325 – 336, May 2003
- [8] C.-Y. Liang and H. Peng; "Optimal adaptive cruise control with guaranteed string stability," *Vehicle System Dynamics*, pp.313–330,1999.
- [9] X. Zou and D. Levinson; "Simulation and analysis of mixed adaptive cruise control / manual traffic," <http://www.ce.umn.edu/~levinson/Papers/ACC.pdf>.
- [10] W.-S. Lee, H.-K. Nam, "A study on driver acceptance of adaptive cruise control using a driving simulator," *DSC North America Proceedings Dearborn, Michigan*, October 2003.
- [11] California PATH 2005 Annual Report, http://www.path.berkeley.edu/PATH/Publications/Annual_Report_s/2004_AR_low.pdf
- [12] K. Yi, S. Lee and Y.D. Kwon, "An investigation of intelligent cruise control laws for passenger vehicles". *Proceedings of the I MECH E Part D Journal of Automobile Engineering*, Volume 215, Number 2, pp. 159-169(11), February 2001
- [13] P. Venhovens, K. Naab, B. Adiprasito; "Stop and Go cruise control," *Seoul 2000 FISITA World Automotive Congress*, Seoul, Korea, June 2000.
- [14] J.K. Hedrick, D. McMahon, V. Narendra, and D. Swaroop; "Longitudinal vehicle controller design for IVHS systems," *Proceedings of the 1991 American Control Conference*, pp. 3107–3112, Boston, Massachusetts, June 1991.
- [15] İ. Haskara, C. Hatipoglu, U. Özgüner, "Combined decentralized longitudinal and lateral controller design for truck convoys," *Intelligent Transportation System, ITSC 97. IEEE Conference on* 9-12 Nov. 1997, pp: 123 – 128, Nov. 1997.
- [16] X.-Y. Lu, H.-S. Tan, S. E. Sладover and J.K. Hedrick "Implementation of longitudinal control algorithm for vehicle merging," *Proceedings of AVEC 2000 5th Int'l Symposium on Advanced Vehicle Control* August 22-24, 2000 Ann Arbor, Michigan.
- [17] S. Miyahara, J. Sielagoski and F. Ibrahim; "Radar-based Target tracking method: application to real road," *SAE Paper 2005-01-1478*
- [18] S. Miyahara; "A method for radar-based target tracking in non-uniform road condition," *SAE Paper 2003-01-0013*
- [19] C. Hatipoglu, U. Ozguner, M. Sommerville; "Longitudinal headway control of autonomous vehicles," *Control Applications, 1996., Proceedings of the 1996 IEEE International Conference on* 15-18 Sept. 1996, pp:721–726, September 1996.

1st AUTOCOM Workshop on Preventive and Active Safety Systems for Road Vehicles

- [20] P. Fancher and Z. Bareket; "Evaluating headway control using range versus range-rate relationship," *Vehicle System Dynamics*, 23 1994, pp. 575-596
- [21] K. Yi and Y.D. Kwon "Vehicle-to-vehicle distance and speed control using an electronic-vacuum booster," *JSAE Review* 22 (2001) pp:403-412.
- [22] T. Fujioka and K. Suzuki, "Control of longitudinal and lateral platoon", *Vehicle System Dynamics*, 23 1994, pp: 647-664.
- [23] J.K. Hedrick, D. McMahon, V. Narendra, and D. Swaroop; "Longitudinal vehicle controller design for IVHS systems," *Proceedings of the 1991 American Control Conference*, pp. 3107-3112, Boston, Massachusetts, June 1991.
- [24] İ. Haskara, C. Hatipoğlu, U. Özgüner, "Combined decentralized longitudinal and lateral controller design for truck convoys," *Intelligent Transportation System, ITSC 97. IEEE Conference on 9-12 Nov. 1997*, pp:123 – 128, Nov. 1997.
- [25] V.K. Narendran, J.K. Hedrick "Transition maneuvers in intelligent vehicle highway systems", *Proceedings of the 32nd Conference on Decision and Control*, San Antonio, Texas, December 1993.
- [26] P. Seiler, A. Pant, and K. Hedrick; "Disturbance propagation in vehicle strings," *IEEE Transactions On Automatic Control*, vol. 49, No. 10, October 2004
- [27] A.R. Girard, I.B.S. James, A. Misener and J.K. Hedrick; "A control architecture for integrated cooperative cruise control and collision warning systems," *Proceedings of the 40th IEEE Conference on Decision and Control Orlando, Florida USA, December 2001*
- [28] S. Chopand and J.K. Hedrick; "Vehicle longitudinal control using an adaptive observer for automated highway systems," *Proceedings of the American Control Conference Seattle, Washington, June 1995*.
- [29] P. Ioannou and Z. Xu "Intelligent cruise control: theory and experiment", *Proceedings of the 32nd Conference on Decision and Control Texas, December, 1993*.
- [30] D. Yanakiev, J. Eyre, I. Kanellakopoulos; "Longitudinal control of heavy duty vehicles: experimental evaluation," *California PATH Research Report*.
- [31] C.C.Chien, P. Ioannou, M.C. Lai; "Entrainment and vehicle following controllers design for autonomous intelligent vehicles," *American Control Conference 29 June-1 July 1994*, vol. 1, pp: 6 – 10, 1994.
- [32] D. Yanakiev and I. Kanellakopoulos; "Speed tracking and vehicle follower control design for heavy-duty vehicles," *Vehicle System Dynamics*, vol.25(4), pp:251-276, April 1996.
- [33] X.-Y. Lu and J.K. Hedrick; "Longitudinal control design and experiment for heavy-duty trucks," *American Control Conference, 2003. Proceedings of the 2003*, vol 1, 4-6 June 2003 pp:36 – 41, June 2003.
- [34] X.-Y. Lu and J. K. Hedrick; "ACC/CACC - control design, stability and robust performance," *Proceedings of the American Control Conference Anchorage, AK, May 2002*.
- [35] Q. Xu, K. Hedrick, R. Sengupta, J.V. Werf; "Effects of vehicle-vehicle/ roadside-vehicle communication on adaptive cruise controlled highway systems," *Vehicular Technology Conference, 2002. Proceedings, VTC 2002-Fall 2002*.
- [36] U. Özgüner, F. Özgüner, M. Fitz, O. Takeshita, K. Redmill, W. Zhu, and A. Dogan, "Inter-vehicle communication recent developments at Ohio State University," *Intelligent Vehicle Symposium, 2002. IEEE*, vol. 2, 17-21, pp:570 – 575, June 2002.
- [37] Y. Liu and Ü. Özgüner, "Effect of inter-vehicle communication on rear-end collision avoidance," *Intelligent Vehicles Symposium, 2003. Proceedings. IEEE 9-11 June 2003*, pp :168 – 173.
- [38] P. Seiler, A. Pant and K. Hedrick; "Disturbance propagation in vehicle strings" *IEEE Transactions on Automatic Control*, vol. 49, no: 10, October 2004.
- [39] D. Yanakiev and I. Kanellakopoulos; "Variable time headway for string stability of automated heavy-duty vehicles," *Decision and Control, 1995.*, *Proceedings of the 34th IEEE Conference on vol 4*, 13-15 Dec. 1995 pp: 4077 – 4081, Dec. 1995.
- [40] C. Liang and H. Peng, "String stability analysis of adaptive cruise controlled vehicles," *JSME International Journal Series C*, Volume 43, No.3, pp.671-677, September 2000.
- [41] P. Fancher, H. Peng, Z. Bareket, C. Assaf, R. Ervin "Evaluating the influences of adaptive cruise control systems on the longitudinal dynamics of strings highway vehicles", 2001 IAVSD Conference, Copenhagen, Denmark, August 2001.
- [42] H. Raza and P. Ioannou, "Vehicle following control design for automated highway systems" *Control Systems Magazine, IEEE*, December 1996.
- [43] C.C. Chien, Y. Zhang, C.Y. Cheng, "Autonomous intelligent cruise control, using front and back information for tight vehicle following maneuvers," *American Control Conference, 1995. Proceedings of the 21-23 June 1995*, vol.5, pp: 3091 – 3095, June 1995.
- [44] P.A. Ioannou and C.C. Chien, "Autonomous intelligent cruise control," *Vehicular Technology, IEEE Transactions on Volume 42, Issue 4, Page(s):657 – 672, Nov. 1993*.
- [45] D.J. LeBlanc, G.E. Johnson, P.J.T. Venhovens, G. Gerber, R. DeSonia, R.D. Ervin, C. Lin, A.G. Ulsoy, and T.E. Pilutti, "CAPC: A Road – Departure Prevention System", *Proceedings of the 1996 IEEE International Conference on Control Applications Dearborn, September 1996*.
- [46] C. Hatipoğlu, Ü. Özgüner, M. Sommerville, "Longitudinal headway control of autonomous vehicle," *Control Applications, 1996.*, *Proceedings of the 1996 IEEE International Conference on 15-18 Sept. 1996*, pp:721 – 726, Sept. 1996.
- [47] İ. Haskara, C. Hatipoğlu, U. Özgüner, "Combined decentralized longitudinal and lateral controller design for truck convoys," *IEEE Conference on Intelligent Transportation System, ITSC 97, 9-12 Nov. 1997*, pp:123 – 128, Nov. 1997.
- [48] T. Acarman, Y. Pant and Ü. Özgüner, "A control authority transition system for collision avoidance", 2001 IEEE Intelligent Transportation Systems Conference Proceedings, Oakland, USA, pp. 466 – 471, August 2001.
- [49] K. Yi, Ilki M, Young D.K. "A vehicle to vehicle distance control algorithm for stop-and-go cruise control" *IEEE Intelligent Transportation Systems Conference Proceedings, Oakland, USA, August 2001*.
- [50] H. Ohtsuka and L. Vlacic, "Stop & Go vehicle longitudinal model," *The IEEE 5th International Conference on Intelligent Transportation Systems, Singapore, September 2002*.
- [51] P. Venhovens, K. Naab and B. Adiprasito, "Stop and go cruise control", *Seoul 2000 FISITA World Automotive Congress, Seoul, Korea, June 2000*.
- [52] J.K. Hedrick, D. Godbole and R. Rajamani, "Stop and go cruise control final report".
- [53] M. Canale and S. Malan, "Tuning of Stop and Go driving control strategies using driver behavior analysis", *2002 IEEE Intelligent Vehicle Symposium, 2002*.
- [54] S. Honma and N. Uehara; "Millimeter-wave radar technology for automotive application," *Mitsubishi Electric Advance Vol 94, June 2001*.
- [55] R.A. Jaoude, "ACC radar sensor technology, test requirements, and test solutions," *IEEE Transactions on Intelligent Transportation Systems*, vol. 4, no. 3, September 2003
- [56] S.Tsugawa; "Issues and recent trends in vehicle safety Communication systems," *Issues and Recent Trends in Vehicle Safety Communication Systems Aichi, Japan, February 2005*.
- [57] D. Farkas, J. Young, B. Baertlein, and U. Ozguner, "Forward looking radar navigation system for 1997 AHS demonstration," *Intelligent Transportation System, 1997. ITSC 97. IEEE Conference on 9-12 Nov. 1997*, pp:672 – 675, Nov. 1997.
- [58] <http://www-nrd.nhtsa.dot.gov/departments/nrd-12/nads/>
- [59] D.J. Verburg, A.C.M.v.d. Knaap and J. Ploeg; "VEHIL developing and testing intelligent vehicles," *Proceedings IEEE Intelligent Vehicle Symposium (IV'2002) Versailles, France, June 2002*.
- [60] G. Reymond, A. Heidet, A. Canry, and A. Kemeny; "Validation of Renault's dynamic simulator for adaptive cruise control," in *Proc. of the Driving Simulator Conference, Paris*, pp. 181-191, 2000.