

Friedel oscillations induced by magnetic skyrmions: from scattering properties to all-electrical detection

Mohammed Bouhassoune^{1,2} and Samir Lounis^{1,3*}

¹*Peter Grünberg Institut & Institute for Advanced Simulation,
Forschungszentrum Jülich & JARA, D-52425 Jülich, Germany*

²*Département de Physique, FPS, Cadi Ayyad University, 40000 Marrakech, Morocco*

³*Faculty of Physics, University of Duisburg-Essen, 47053 Duisburg, Germany*

Magnetic skyrmions are spin swirling solitonic defects that can play a major role in information technology. Their future in applications and devices hinges on their efficient manipulation and detection. Here, we explore from ab-initio their nature as magnetic inhomogeneities in an otherwise unperturbed magnetic material, Fe layer covered by a thin Pd film and deposited on top of Ir(111) surface. The presence of skyrmions triggers scattering processes, from which Friedel oscillations emerge. The latter mediate interactions among skyrmions or between skyrmions and other potential surrounding defects. In contrast to their wavelengths, the amplitude of the oscillations depends strongly on the size of the skyrmion. The analogy with the scattering-off atomic defects enables the assignment of an effective scattering potential and a phase shift to the skyrmionic particles, which can be useful to predict their behavior on the basis of simple scattering frameworks. The induced charge ripples can be utilized for a noninvasive all-electrical detection of skyrmions located on a surface or even if buried a few nanometers away from the detecting electrode.

I. INTRODUCTION

Materials' hallmarks hinge on the propagation of electrons, which mediate the interaction among atoms and impact nontrivially on thermal, electrical, optical, magnetic and transport properties. After scattering at localized defects, Friedel oscillations arise, which lead to charge screening of the foreign atoms, as routinely observed with scanning tunneling spectroscopy (STS) (for example,¹⁻⁶). Besides the nature of the impurities, the electronic states residing on constant energy contours in the reciprocal space define at a given energy the form, wavelength and amplitude of the produced ripples. The latter can be, for instance, anisotropic or even focused along well defined regions for rather large distances if the energy contours bear flat areas⁷⁻¹³. In the context of magnetism, the resulting charge density oscillations govern the magnetic long-range interactions among single atoms, which can drive communication between nanoobjects¹⁴⁻¹⁹ and trigger appealing magnetic behavior^{15-17,20,21}. Elastic interactions can emerge giving rise to the self-assembly of superstructures of adatoms on surfaces⁴.

Magnetic skyrmions^{22,23}, i.e., localized noncollinear spin textures of topological nature²⁴ with particle-like properties, are solitonic defects, which similarly to atomic defects should scatter the electronic states of the hosting materials. In Figure 1, we represent schematically the Friedel oscillations, shown as blue circles, emerging equally from skyrmions of different sizes or from atomic defects embeded on some surface. Since skyrmions are heavily prospected as potential magnetic bits for future devices²⁵⁻³⁵, the induced Friedel oscillations could bear interesting information on the nature of the skyrmions and their interaction with the surroundings, which could prove useful for applications. The classical example of a storage device based on skyrmions is a racetrack mem-

ory^{25,27,36}, where the magnetic textures would be driven by a current. Similarly to atomic defects, the emerging charge ripples would govern the distance and the repulsive or attractive interactions among the sequence of magnetic skyrmions or between the skyrmions and surrounding defects, being solitonic entities, dislocations, edges or simply atomic impurities. This means that the sequence, density and motion of skyrmions in a device would be controlled by the related Friedel oscillations. Those ripples are the driving mechanism behind the distant-dependent interactions between magnetic skyrmions observed with Lorentz transmission electron microscopy in B20-FeGe³⁷. They were predicted to exist in an Fe monolayer deposited on Pd(111) with an alloyed overlayer made of Pt and Ir³⁸ and are responsible for the deflection of skyrmions generated in PdFe/Ir surface at a finite distance from atomic defects^{39,40}. Thus, the understanding and control of the shape, amplitude and wavelength of these interactions, intimately related to the decay of the charge density oscillations, are decisive if the skyrmions are to be used as building blocks in nanospintronic devices. This is not limited to the aforementioned racetrack memory but extends to various technological concepts proposed recently³⁵: ranging from those based on multiple skyrmions for synaptic⁴¹⁻⁴⁴, reservoir^{45,46} and stochastic⁴⁷⁻⁴⁹ devices to those involving single skyrmions as those proposed for spin torque nanooscillator based on magnetic tunneling junctions^{50,51}, where interactions with edges and other defects is inevitable.

Interestingly, model calculations indicated that skyrmion-like magnetic Friedel oscillations can be induced by an adatom deposited on a surface characterized by a finite spin-orbit interaction⁵ with a magnetic complexity that is detectable experimentally⁵². While free electrons scattering at skyrmions could carry a spin-magnetization of chiral nature⁵³, topological surface

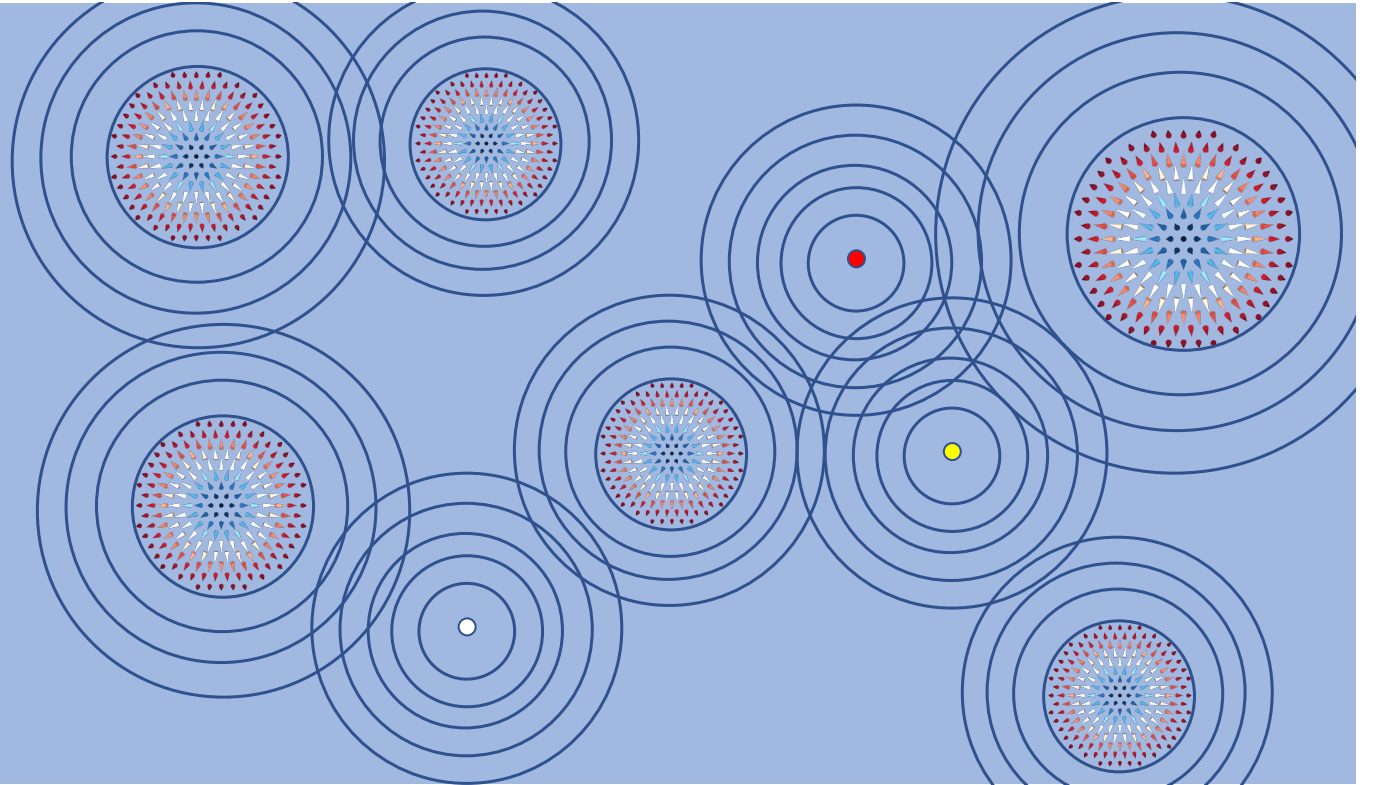


FIG. 1. Schematic visualization of Friedel charge oscillations (blue circles) emanating from conventional impurities (blue, yellow and white small spheres) or from skrmionic defects (noncollinear spin-textures). The interference between the incoming electronic states of the substrate and those scattered away from the various defects induce the charge waves. Such charge ripples host a wealth of information on the hosting material and on the defects while mediating electronic, magnetic and elastic interactions.

states can trigger interesting physics when eventually hitting a skyrmion⁵⁴.

Here, we explore with a fully ab-initio framework the Friedel oscillations emanating from single magnetic skyrmions hosted in Fe covered by thin films of Pd deposited on Ir(111) surface (see Figure 2a). The latter material has been demonstrated to host sub-5 nm skyrmions^{55,56}. The stabilization of the skyrmions is enabled by the Dzyaloshinskii-Moriya interaction^{57,58} and the Heisenberg exchange interaction. As a scattering state, we choose one of the surface/interface states characterizing this substrate, as identified in a previous work⁵⁹. These states were also investigated in the context of the spin-mixing magnetoresistance (XMR), which enables the detection of non-collinear spin-textures such as magnetic skyrmions with all-electrical means^{29,34,60}. The XMR finds its origin in the noncollinearity of the magnetic texture enhanced with spin-orbit interaction, which impacts the electronic structure and thus the current flowing in a perpendicular fashion between the surface and a nonmagnetic electrode.

We investigate the scattering properties of skyrmions as function of their size and depth underneath the surface once the spin-textures are buried below Pd films of various thicknesses. As a probing energy, we choose 2.15 eV,

which is crossed by an interface state characterized by a wave vector 2 nm^{-1} , and find that both the wavelength and phase shifts of the induced charge oscillations are not affected by the skyrmion's size in contrast to their amplitude, which can be enhanced owing to interference effects. The apparent width of the skyrmions as extracted from their electronic signature is found to be larger than their real size. The ripples act thus as a magnifier of the skyrmions. Remarkably, the Friedel oscillations can be large enough to remotely identify skyrmions in an all-electrical fashion, even if hidden under the surface or laterally away from the detecting electrode.

II. MATERIALS AND METHODS

Our first-principles simulations are based on the full-potential Korringa-Kohn-Rostoker Green function (KKR) method^{61,62} including self-consistently spin-orbit interaction as implemented within density functional theory (DFT). Exchange and correlation effects are treated in the local spin-density approximation as parametrized by Vosko, Wilk and Nusair⁶³. The ferromagnetic substrate is modeled with slabs containing 44 layers: $\text{Pd}_{n\text{MLs}}/\text{Fe}/\text{Ir}(111)$, with $n = 1, 2, \dots, 7$ being the number

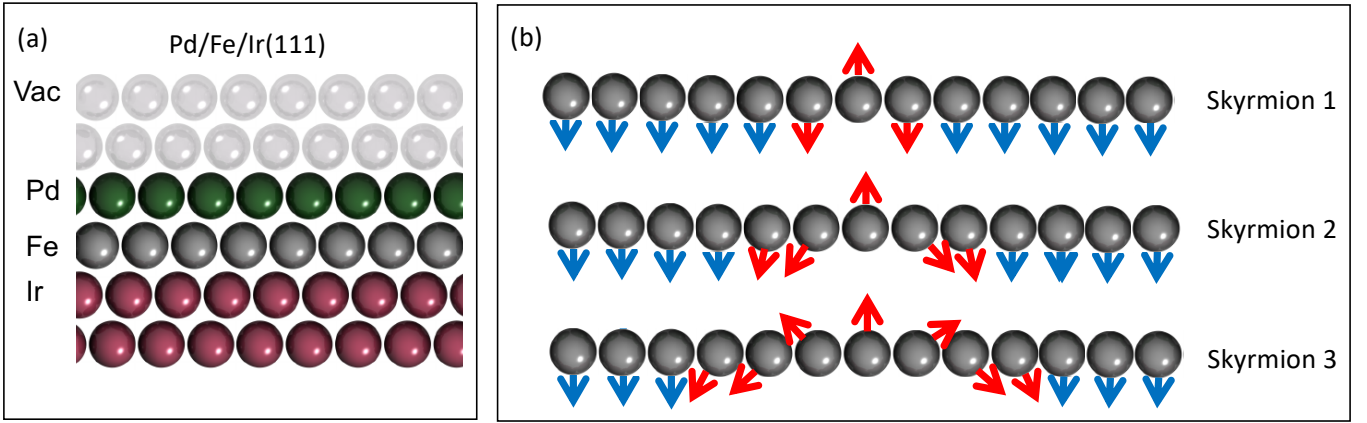


FIG. 2. (a) Illustration of the heterostructure of PdFe bilayer deposited on fcc Ir(111) surface. Vac represents the vacuum site in which the electronic structure is calculated in order to investigate the Friedel charge oscillations. (b) Side view of the three confined spin-textures converged in the Fe monolayer: (i) Skyrmion 1, where one of the Fe magnetic moments is flipped with respect to the ferromagnetic background (blue moments), (ii) Skyrmion 2 and (iii) Skyrmion 3 contain respectively 19 and 37 Fe atoms including all their nearest neighbors, which are allowed to have their electronic structure converged²⁹.

of Pd monolayers (MLs). On one side of the slab, PdFe layers are deposited with vacuum layers on either sides similarly to was done in⁵⁹. The atomic positions were taken from^{29,59,64} assuming an fcc-stacking of the layers. After determining the potential of the two-dimensional-ferromagnetic slabs, the corresponding Green functions G_0 were harvested and skyrmions were embedded in the collinear substrate. The Dyson equation schematically written as $G = G_0 + G_0 \Delta V G$ is solved in order to obtain the skyrmionic-defect Green function G . ΔV represents the modified atomic potential as compared to that of the unperturbed slab. This is performed until reaching self-consistency in the spirit of DFT.

The self-consistent calculations are performed using an angular momentum cutoff of $l = 3$ for the scattering wave functions and a grid of 30×30 k-points mesh for the sampling of the two-dimensional Brillouin zone. The complex-energy contour needed for the energy integration is rectangular and consists of 40 grid points including seven Matsubara frequencies. For the calculation of the local density of states (LDOS), the Brillouin zone is sampled with a 200×200 k-points mesh. The surface-projected band structure is calculated along the following high symmetry directions $\overline{\Gamma K}$, \overline{KM} and $\overline{M\Gamma}$. Furthermore, to have an adequate interpretation and analysis of our results we have considered a semi-infinite Ir (111) substrate using the decimation technique^{65,66} to avoid any size effect that can blind our conclusions.

We have investigated three magnetic defects of different sizes as illustrated in Figure 2b denoted Skyrmion 1, 2 and 3, where a number of Fe magnetic moments are rotated and allowed to get their direction and electronic structure updated in the self-consistent scheme. Note that Skyrmions 1 consists of a single Fe magnetic moment flipped with respect to the collinear surrounding. Skyrmions 2 and 3 contain 19 and 37 Fe atoms

respectively besides their nearest neighboring Pd and Ir atoms. Experimentally, it is expected that by increasing the magnitude of the magnetic field would reduce the size of the skyrmion, leading to the sequence Skyrmion 3, 2 and ultimately 1. After converging the different sized skyrmionic profiles, various quantities were calculated, with a focus on the Friedel charge oscillations. The latter are computed in larger areas, about 100 nm^2 around the skyrmions at a height of 0.445 nm above the surface (see the vacuum site shown in Figure 2a). Following the Tersoff-Hamann approximation⁶⁷, the obtained spectra are related to the experimental differential conductance measurable by scanning tunneling microscopy.

III. RESULTS AND DISCUSSION

A. Interface State

As shown in⁵⁹, various interface and surface states and resonances are hosted by the PdFe bilayer deposited on Ir(111) surface. For our investigation, we consider the states living at 2.15 eV above the Fermi energy (see Figure 3). Here, an interface is located at the edge of the surface-projected bulk band gap besides other resonant states. The interface state is centered around the Γ point in reciprocal space with a rather quadratic dispersion (Figure 3a,b). At 2.15 eV it is characterized by a wave vector equal to 2 nm^{-1} . It is mainly of minority-spin character and owing to spin-orbit coupling it is projected on the majority-spin channel⁵⁹.

The local density of states (LDOS) depicted in Figure 3c,d was obtained in the vacuum above the PdFe bilayer being either in a ferromagnetic state or hosting confined spin-textures of different sizes: Skyrmion 1, 2 and 3 illustrated in Figure 2b. The magnetic texture

is obviously not homogeneous and depends on the size of the skyrmions. For instance, the angle between the magnetic moment of the Fe atom at the skyrmion core and its nearest neighboring atoms decreases by increasing the size of the region confining the spin-texture. Beyond the nearest neighbors, the rotation angles do not change very much. Although the spin is not a good quantum number, the LDOS is spin-resolved in the local atomic spin frame of reference at the vacuum site atop the core of the skyrmions. One clearly sees that the vacuum LDOS hosts various resonances, already identified as surface or interface states⁵⁹, distinctly showing up in either the majority- or minority-spin channels. Most important is that the LDOS is strongly dependent on the noncollinearity of the magnetic moments and on the size of the localized spin-texture. The interplay of the misalignment of the magnetic moments and hybridization of electronic states trigger the shift of the observed features and emergence of new states as discussed in^{29,59}. This happens for instance in the minority-spin LDOS, which hosts new spectral feature in comparison to the ferromagnetic LDOS due to the hybridization and projection of the resonances occurring in the majority-spin channel.

B. Skyrmion-Induced Friedel Oscillations Induced in PdFe Bilayer on Ir(111)

A magnetic skyrmion created in the PdFe/Ir(111) surface generates the Friedel oscillations shown in Figure 4a. The ring-like structures are not that isotropic due to the anisotropy of the constant energy surfaces characterizing the substrate's electrons participating in the scattering processes. A comparison of the charge ripples induced by the three investigated skyrmions at 2.15 eV along the x-axis is depicted in Figure 4b. Away from the skyrmions, the largest amplitude of the charge oscillations are induced by skyrmion 2. The wavelength of the ripples as well as their phase shifts seem to be the same for the three investigated noncollinear states. An important observation is that skyrmion 3, which is the largest in size, is leading to the most localized disturbance of the charge density. In other words, it would look like the smallest among the three localized spin-textures on the basis of Friedel oscillation. On the one hand, Skyrmion 1, which consists of a single flipped Fe spin-moment, would appear more intense and wider than skyrmion 3. Skyrmion 2, on the other hand, would manifest as the largest skyrmion. This means that all-electrical detection enabled by scanning tunneling microscopy would distort the skyrmion and its real size, depending on how the charge perturbation propagates around the solitonic defect. The effect seen in the tunneling conductance is similar to the distortion observed when looking at an object sitting under water. As discussed in the Appendix ??, various scattering mechanisms are at play when electrons scatter at complex spin-textures such as those investigated in the

current work. Within the adiabatic approximation, i.e., assuming that the magnitude of the magnetic moment is not changed once rotated, it is expected in a first-order scattering approximation that the phase shift is independent from the noncollinearity of the magnetic moment. Interference effects intertwined with the magnetic inhomogeneity characterizing the environment of each atom within the confined spin-texture can either enhance or diminish the amplitude of the resulting charge oscillations. Remarkably, Skyrmion 2 seems to satisfy the right conditions to induce the largest magnitude of the Friedel ripples.

C. Model for Phase Shifts and Mapping to a Simple-Scattering at an Atomic Defect

The charge oscillations shown in Figure 4 are similar to those induced by a point-defect inserted in a free electron gas. For the two-dimensional case, the modified charge density in the asymptotic limit is expected to behave like:

$$\Delta n(r, \epsilon) \propto \frac{1}{r\sqrt{\epsilon}} \sin(2\sqrt{\epsilon}r + \delta(\epsilon)), \quad (1)$$

in the s-wave approximation, which should be valid at large distances, r , away from the defect. δ represents the phase shift experienced by the scattered wave functions. The fit to the induced charge oscillations plotted in Figure 4b is obtained with $\sqrt{\epsilon} = k = 2 \text{ nm}^{-1}$, fitting perfectly the wave vector of the interface state located at 2.15 eV, and a phase shift of $\sim -\frac{\pi}{15}$, which is identical for the three investigated skyrmions. We note that for the three investigated skyrmions, the wavelength of the scattered electronic state is larger than the size of the non-collinear region limited mainly to the Fe atom at the skyrmion's core and its nearest neighbors, which explains the obtained constant phase shift. Within scattering theory, a negative phase shift is the signature of an effective repulsive potential of the defect. The power decay of the oscillations confirm our assumption of the two-dimensionality of the scattering electrons. Naturally, the multiple scattering events occurring within the skyrmions are complex but at large distances from the solitonic defects, the scattering physics can be simplified and mapped to that known for single atomic defects. The skyrmions can then be considered as particles with a characteristic scattering potential (repulsive in this case) and a phase shift. Similarly to atomic defects, the outcomes of a very simple scattering theory can be used to describe not only scattering aspects but also interaction patterns among solitonic defects, repulsive versus attraction, between solitons and regular impurities, their spatial ordering. One could envisage very complex cases such those illustrated schematically in Figure 1.

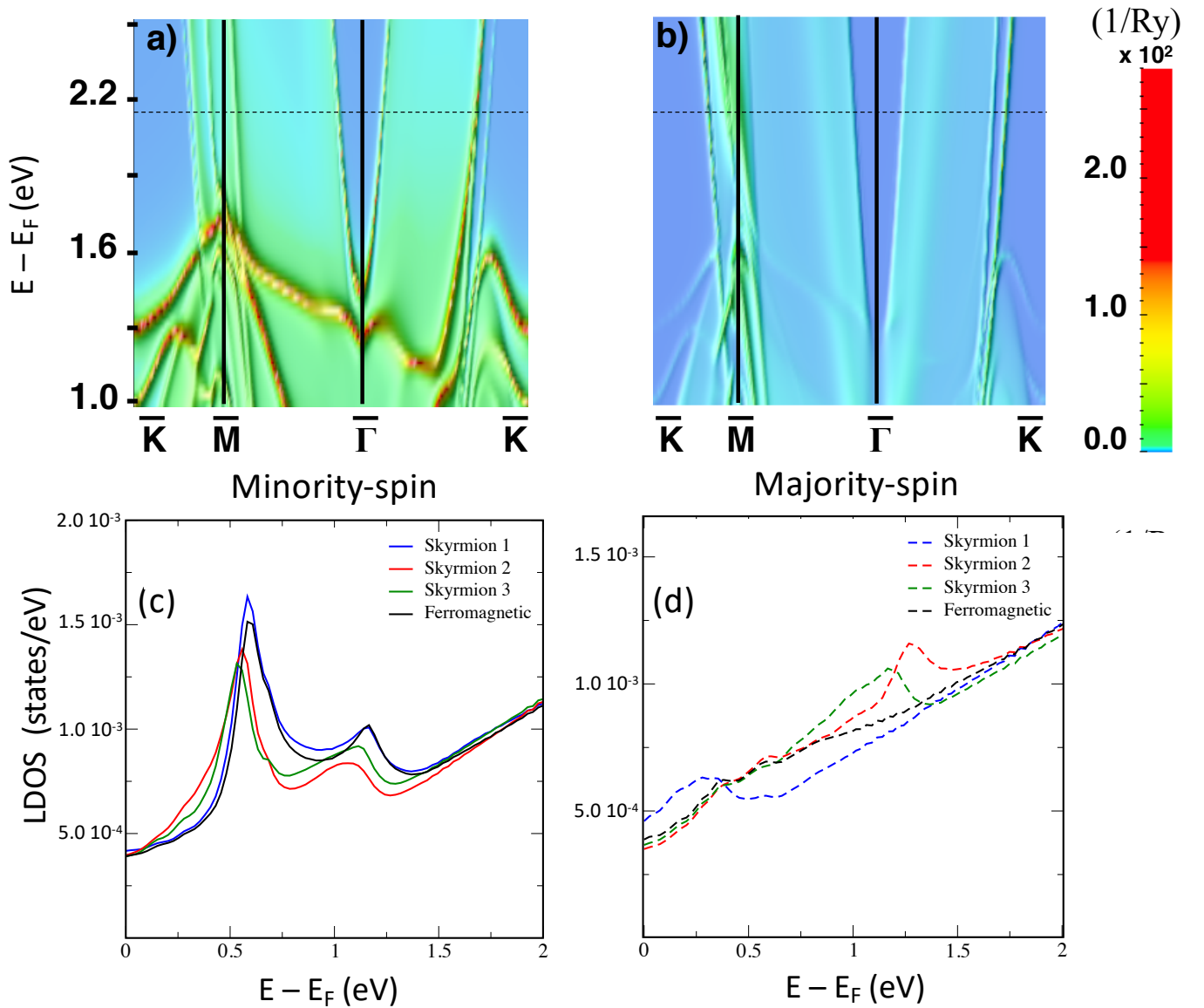


FIG. 3. Electronic structure of PdFe bilayer deposited on Ir(111) surface with and without skyrmions. The layer-resolved surface-projected band structure of Fe is depicted for the minority- (a) and majority-spin (b) channels along high-symmetry directions of the two-dimensional Brillouin zone. The dashed line defines the energy, 2.15 eV, at which the Friedel oscillations are calculated. The Local density of states (LDOS) of the vacuum atop the core of the magnetic skyrmion for different skyrmion sizes compared to that of the ferromagnetic state for the minority- (c) and majority- (d) spin channels.

D. All-Electrical Detection of Buried Skyrmions via Friedel Oscillations

As illustrated schematically in Figure 5a, we explore the case of skyrmions buried below an overlayer film. In such a scenario, the detection of skyrmions is expected to be difficult. Here we demonstrate that Friedel oscillations can be useful in this context since they can propagate and in some cases they can even be magnified through the spacer separating the skyrmions from the detecting electrode. By dividing the induced charge oscillations by the charge density of the bare substrate, one obtains

the Friedel XMR-signals plotted in Figure 5b along the x-direction for Skyrmion 2 buried under 1, 5 and 7 Pd layers. One clearly sees that the efficiency of the XMR-signal is of the same order of magnitude independently from the Pd film thickness. Moreover, the apparent size of the skyrmion seems to be the largest for the thickest Pd film. By increasing the thickness of the overlayer film, the positions of the surface and interface states characterizing the substrate can shift⁵⁹ besides confinement effects coming into play accompanied with constructive or destructive interference mechanisms. Overall additional states are induced, which mediate and contribute to the scattering of electrons at the solitonic defect. We note

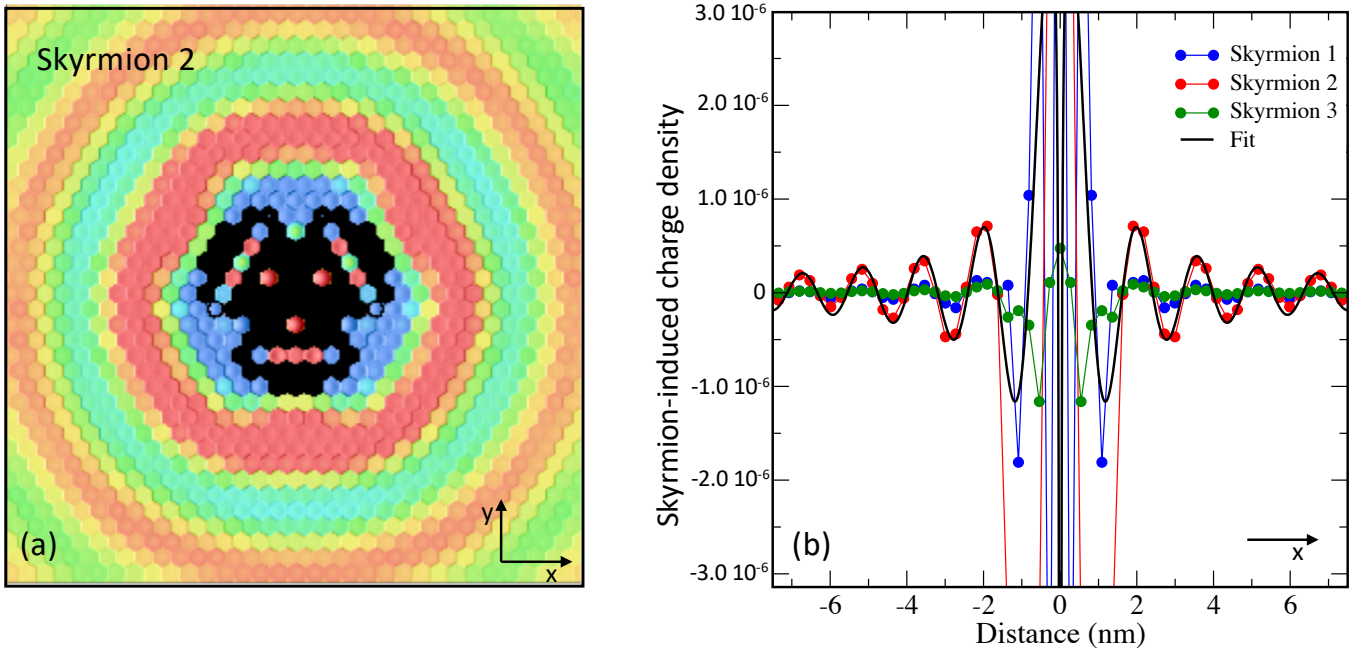


FIG. 4. Skymion-induced charge oscillations in PdFe/Ir(111). (a) Ring-like ripples surrounding Skymion 2 at 2.15 eV. Atop the skyrmion the charge is extremely large and thus removed to observe the surrounding oscillations. (b) Comparison of the Friedel charge waves along the x-direction as function of the size of the confined noncollinear spin-textures shown in Figure 2b.

that on top of the Pd thick film, a surface state emerges, which helps to magnify the underlying Friedel oscillations emanating from the skyrmion located at the PdFe interface.

The proposed detection mechanism is thus based on a nonmagnetic electrode that can scan the surface of the nonmagnetic overlayer film prospecting for the XMR-signal emanating from the Friedel oscillations induced by buried skyrmions. We conjecture that besides XMR other detection schemes⁶⁸ can be used to detect the investigated Friedel oscillations.

CONCLUSIONS

To summarize, we performed ab-initio simulations on Friedel oscillations emanating from the scattering of electronic states at small magnetic skyrmions of different sizes. We explored the case of skyrmions hosted in an Fe layer deposited on Ir(111) surface all covered with Pd films with different thicknesses. We found that the wavelength and phase shift characterizing the induced charge ripples seem independent from the size of the skyrmions in strong contrast to their amplitude. This is intimately related to interference effects of constructive and destructive nature in conjunction with the complexity of the spin-texture configurations. Through the Friedel oscillations, the skyrmion can appear larger or smaller than their real true size. The skyrmions act as particles to which a phase shift can be assigned, which permits the use of simple scattering theory to explore

scattering at, interaction and stability of complex configurations of skyrmions and other magnetic and atomic defects. The nature of the effective scattering potential characterizing the investigated skyrmions is found repulsive. We envisage that by tuning the skyrmion size, one can control the amplitude of the charge oscillations and therefore the interaction among skyrmions. This is not only important for the motion of skyrmions in racetrack devices but also in the detection and formation of lattices or superstructures made of confined spin-textures and defects. Finally, we demonstrated all-electrical detection of hidden skyrmions, or skyrmions buried below thick films, utilizing the XMR-signal characterizing the Friedel oscillations propagating through overlayers or spacers. Confinement effects can enhance the efficiency of the XMR signal and the overall appearance of the buried spin-textures.

ACKNOWLEDGMENTS

This work was funded by the European Research Council (ERC) under the European Union's Horizon 2020 research and innovation programme (ERC-consolidator Grant No. 681405 DYNASORE). We gratefully acknowledge the computing time granted by the JARA-HPC Vergabegremium and VSR commission on the supercomputers JURECA at Forschungszentrum Jülich and CLAIX at RWTH-Aachen University.

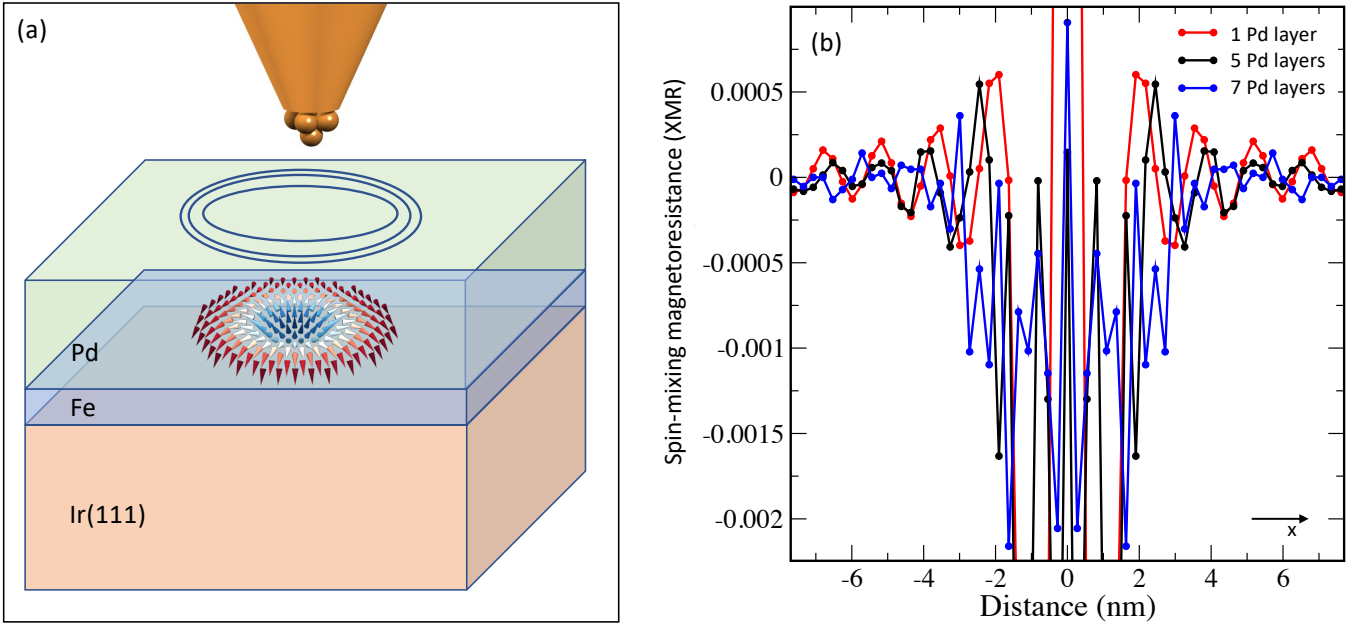


FIG. 5. All-electrical detection of skyrmions buried below a thin film of Pd. (a) Schematic picture representing the detection principle, where a hidden skyrmion nanometers away from the surface can be sensed owing to the induced Friedel oscillations (blue circles) reaching the detecting electrode; (b) spin-mixing magnetoresistance at 2.15 eV as function of the thickness of the Pd films. The lines are a guide for the eye.

Appendix: Multiple-scattering expansion for Friedel oscillations generated by a non-collinear magnetic state

As mentioned in the introduction, magnetic skyrmions can be seen as defects living in a ferromagnetic collinear state. After scattering of electronic states at these defects, charge density oscillations are induced. Here, we derive the dependence of the induced charge density on the magnetic orientation of magnetic moments of the skyrmion. A formalism based on Green functions is very useful to describe the involved scattering processes. For simplicity, we neglect here the contribution of spin-orbit interaction.

We invoke a multiple scattering formalism⁶² based on Green functions, g , describing the propagation of the electron states from site i to site j . The theory is similar to the one utilized to explain the spin-mixing magnetoresistance in Ref.²⁹. The induced charge density at a site i is given as

$$\Delta n_i(\mathbf{r}; \epsilon) = -\frac{1}{\pi} \text{Im} \text{Tr}[G_{ii}(\mathbf{r}, \mathbf{r}; \epsilon) - g_{ii}(\mathbf{r}, \mathbf{r}; \epsilon)], \quad (\text{A.1})$$

where the matrices g and G are the green functions of respectively the ferromagnetic host and of the skyrmion embedded in the host. The Green functions can be represented in the angular momentum $L = (l, m)$ and spin representation, $L \oplus s$. Here, the trace Tr is taken over the spin indices.

Using the Dyson equation, the change in the green function can be obtained from the series of Born iter-

ations:

$$G_{ii} = g_{ii} + \sum_j g_{ij} \Delta v_j g_{ji} + \sum_{jk} g_{ij} \Delta v_j g_{jk} \Delta v_k g_{ki} + \dots, \quad (\text{A.2})$$

where Δv represents the change of the atomic potential after rotating the corresponding magnetic moment. Note that for simplicity, the radial integrals accompanying the matrix products are not written explicitly.

The potential pertaining to a given atom, i , can be written as:

$$v_i(\mathbf{r}) = \frac{1}{2}(v_i^\uparrow(\mathbf{r}) + v_i^\downarrow(\mathbf{r})) \sigma_0 + \frac{1}{2}(v_i^\uparrow(\mathbf{r}) - v_i^\downarrow(\mathbf{r})) \mathbf{S}_i \cdot \boldsymbol{\sigma}, \quad (\text{A.3})$$

where v^\uparrow and v^\downarrow are the majority- and minority-spin v -matrices as obtained in the local-spin frame of reference of each atom. \mathbf{S}_i is the unit vector of the spin magnetic moment at site i . Changing the orientation of the magnetic moment of a given atom and adopting the rigid spin approximation implies a corresponding change in the spin-dependent v -matrix

$$\Delta v_i(\mathbf{r}) = v_i^s(\mathbf{r}) (\mathbf{S}_i - \mathbf{S}^z) \cdot \boldsymbol{\sigma}, \quad (\text{A.4})$$

in which $v^s(\mathbf{r}) = \frac{1}{2}(v_i^\uparrow(\mathbf{r}) - v_i^\downarrow(\mathbf{r}))$ is the magnetic part of the total v -matrix.

The Green function of the ferromagnetic host that connects the atomic sites i and j can be partitioned into two matrices:

$$g_{ij} = A_{ij} \sigma_0 + B_{ij} \mathbf{S}^z \cdot \boldsymbol{\sigma}, \quad (\text{A.5})$$

where A_{ij} is the non-magnetic part of the Green function diagonal in spin space, while B_{ij} contains the magnetic part. $\boldsymbol{\sigma}$ is the vector of Pauli matrices and σ_0 is the identity matrix.

We evaluate the induced charge density, Equation (A.1), utilizing the Equations (A.2), (A.4) and (A.5) in combination with the useful properties of the Pauli matrices:

$$\text{Tr}_S[\sigma_x] = \text{Tr}_S[\sigma_y] = \text{Tr}_S[\sigma_z] = 0, \quad (\text{A.6})$$

and

$$(\boldsymbol{\sigma} \cdot \hat{\mathbf{S}})(\boldsymbol{\sigma} \cdot \hat{\mathbf{S}}') = \hat{\mathbf{S}} \cdot \hat{\mathbf{S}}' + i \boldsymbol{\sigma} \cdot (\hat{\mathbf{S}} \times \hat{\mathbf{S}}'), \quad (\text{A.7})$$

where i is the imaginary unit.

The first-order Born iteration yields:

$$\Delta n_i^{(1)} = -\frac{4}{\pi} \text{Im} \text{Tr} \sum_j A_{ij} v_j^s B_{ji} (\mathbf{S}_j \cdot \mathbf{S}^z - 1), \quad (\text{A.8})$$

$$\begin{aligned} \Delta n_i^{(2)} = & -\frac{1}{\pi} \text{Im} \text{Tr} \sum_{jk} [(A_{ij} v_j^s A_{jk} v_k^s A_{ki} + B_{ij} v_j^s B_{jk} v_k^s B_{ki})(\mathbf{S}_j \cdot \mathbf{S}_k) \\ & + (B_{ij} v_j^s A_{jk} v_k^s B_{ki} - B_{ij} v_j^s B_{jk} v_k^s A_{ki} - B_{ij} v_j^s B_{jk} v_k^s B_{ki})(\mathbf{S}_j \cdot \mathbf{S}^z)(\mathbf{S}_k \cdot \mathbf{S}^z) \\ & + (A_{ij} v_j^s A_{jk} v_k^s A_{ki} + B_{ij} v_j^s A_{jk} v_k^s B_{ki} - B_{ij} v_j^s B_{jk} v_k^s A_{ki})(1 - (\mathbf{S}_j + \mathbf{S}_k) \cdot \mathbf{S}^z)], \end{aligned} \quad (\text{A.9})$$

yielding various angular dependencies, ranging from $\cos \theta$ to $\cos^2 \theta$.

To summarize, the induced charge density is expected to have a complex angular dependence with respect to

which leads to an angular dependence of the type $(1 - \cos \theta_j)$, θ being the polar angle characterizing the moment. At this level, one can define an effective scattering matrix, $t(\epsilon) = t^s(\epsilon)(\mathbf{S}_j \cdot \mathbf{S}^z - 1)$ with $t^s(\epsilon) = \langle \psi(\epsilon) | v^s | \psi(\epsilon) \rangle$, which describes how the magnetic part of the potential scatters the incoming electrons. The effective phase shift, $\delta(\epsilon)$, that the Friedel oscillations would experience is related to the t -matrix by: $t(\epsilon) = \frac{1}{\sqrt{\epsilon}} \sin \delta(\epsilon) e^{i\delta(\epsilon)}$. Therefore, $\tan \delta(\epsilon) = \frac{\Im t(\epsilon)}{\Re t(\epsilon)} = \frac{\Im t^s(\epsilon)}{\Re t^s(\epsilon)}$. In other words, within the first-order Born iteration the amplitude of the induced Friedel oscillations, but not their phase shift, would be affected by the rotation of the magnetic moment. This is resulting from the adiabatic approximation assuming the magnetic moment is not changed upon its rotation.

The second-order Born iteration generates more complex terms

the orientation of the magnetic moments. There will be constructive and destructive interferences, which shape the amplitude of the charge ripples.

* s.lounis@fz-juelich.de

¹ M. F. Crommie, C. P. Lutz, and D. M. Eigler, "Imaging standing waves in a two-dimensional electron gas," *Nature* **363**, 524–527 (1993).

² Y. Hasegawa and Ph. Avouris, "Direct observation of standing wave formation at surface steps using scanning tunneling spectroscopy," *Phys. Rev. Lett.* **71**, 1071–1074 (1993).

³ M. F. Crommie, C. P. Lutz, and D. M. Eigler, "Confinement of electrons to quantum corrals on a metal surface," *Science* **262**, 218–220 (1993), <https://science.sciencemag.org/content/262/5131/218.full.pdf>.

⁴ Fabien Silly, Marina Pivetta, Markus Ternes, François Patthey, Jonathan P. Pelz, and Wolf-Dieter Schneider, "Creation of an atomic superlattice by immersing metallic adatoms in a two-dimensional electron sea," *Phys. Rev. Lett.* **92**, 016101 (2004).

⁵ Samir Lounis, Andreas Bringer, and Stefan Blügel, "Magnetic adatom induced skyrmion-like spin texture in surface electron waves," *Phys. Rev. Lett.* **108**, 207202 (2012).

⁶ Focko Meier, Samir Lounis, Jens Wiebe, Lihui Zhou, Swantje Heers, Phivos Mavropoulos, Peter H. Dederichs, Stefan Blügel, and Roland Wiesendanger, "Spin polarization of platinum (111) induced by the proximity to cobalt nanos-

tripes," *Phys. Rev. B* **83**, 075407 (2011).

⁷ Alexander Weismann, Martin Wenderoth, Samir Lounis, Peter Zahn, Norbert Quaas, Rainer G. Ulbrich, Peter H. Dederichs, and Stefan Blügel, "Seeing the fermi surface in real space by nanoscale electron focusing," *Science* **323**, 1190–1193 (2009), <https://science.sciencemag.org/content/323/5918/1190.full.pdf>.

⁸ Samir Lounis, Peter Zahn, Alexander Weismann, Martin Wenderoth, Rainer G. Ulbrich, Ingrid Mertig, Peter H. Dederichs, and Stefan Blügel, "Theory of real space imaging of fermi surface parts," *Phys. Rev. B* **83**, 035427 (2011).

⁹ Henning Prüser, Martin Wenderoth, Piet E. Dargel, Alexander Weismann, Robert Peters, Thomas Pruschke, and Rainer G. Ulbrich, "Long-range kondo signature of a single magnetic impurity," *Nature Physics* **7**, 203–206 (2011).

¹⁰ H. Prüser, M. Wenderoth, A. Weismann, and R. G. Ulbrich, "Mapping itinerant electrons around kondo impurities," *Phys. Rev. Lett.* **108**, 166604 (2012).

¹¹ Ye. S. Avotina, Yu. A. Kolesnichenko, A. F. Otte, and J. M. van Ruitenbeek, "Signature of fermi-surface anisotropy in point contact conductance in the presence of defects," *Phys. Rev. B* **74**, 085411 (2006).

¹² Mohammed Bouhassoune, Bernd Zimmermann, Phivos

- Mavropoulos, Daniel Wortmann, Peter H. Dederichs, Stefan Blügel, and Samir Lounis, “Quantum well states and amplified spin-dependent Friedel oscillations in thin films,” *Nature Communications* **5**, 5558 (2014).
- ¹³ Howon Kim, Levente Rózsa, Dominik Schreyer, Eszter Simon, and Roland Wiesendanger, “Long-range focusing of magnetic bound states in superconducting lanthanum,” *Nature Communications* **11**, 4573 (2020).
- ¹⁴ Lihui Zhou, Jens Wiebe, Samir Lounis, Elena Vedmedenko, Focko Meier, Stefan Blügel, Peter H. Dederichs, and Roland Wiesendanger, “Strength and directionality of surface Ruderman–Kittel–Kasuya–Yosida interaction mapped on the atomic scale,” *Nature Physics* **6**, 187–191 (2010).
- ¹⁵ Alexander Ako Khajetoorians, Jens Wiebe, Bruno Chilian, Samir Lounis, Stefan Blügel, and Roland Wiesendanger, “Atom-by-atom engineering and magnetometry of tailored nanomagnets,” *Nature Physics* **8**, 497–503 (2012).
- ¹⁶ Anh T. Ngo, Javier Rodriguez-Laguna, Sergio E. Ulloa, and Eugene H. Kim, “Quantum manipulation via atomic-scale magnetoelectric effects,” *Nano Letters*, *Nano Letters* **12**, 13–16 (2012).
- ¹⁷ Henning Prüser, Piet E. Dargel, Mohammed Bouhassoune, Rainer G. Ulbrich, Thomas Pruschke, Samir Lounis, and Martin Wenderoth, “Interplay between the kondo effect and the Ruderman–Kittel–Kasuya–Yosida interaction,” *Nature Communications* **5**, 5417 (2014).
- ¹⁸ A. A. Khajetoorians, M. Steinbrecher, M. Ternes, M. Bouhassoune, M. dos Santos Dias, S. Lounis, J. Wiebe, and R. Wiesendanger, “Tailoring the chiral magnetic interaction between two individual atoms,” *Nature Communications* **7**, 10620 (2016).
- ¹⁹ Juba Bouaziz, Julen Ibañez Azpiroz, Filipe S. M. Guimarães, and Samir Lounis, “Zero-point magnetic exchange interactions,” *Phys. Rev. Research* **2**, 043357 (2020).
- ²⁰ V. S. Stepanyuk, N. N. Negulyaev, L. Niebergall, and P. Bruno, “Effect of quantum confinement of surface electrons on adatom–adatom interactions,” *New Journal of Physics* **9**, 388–388 (2007).
- ²¹ O. O. Brovko, P. A. Ignatiev, V. S. Stepanyuk, and P. Bruno, “Tailoring exchange interactions in engineered nanostructures: An ab initio study,” *Phys. Rev. Lett.* **101**, 036809 (2008).
- ²² Alexei N. Bogdanov and DA Yablonskii, “Thermodynamically stable “vortices” in magnetically ordered crystals. the mixed state of magnets,” *Zh. Eksp. Teor. Fiz* **95**, 178 (1989).
- ²³ U. K. Rössler, A. N. Bogdanov, and C. Pfleiderer, “Spontaneous skyrmion ground states in magnetic metals,” *Nature* **442**, 797–801 (2006).
- ²⁴ Naoto Nagaosa and Yoshinori Tokura, “Topological properties and dynamics of magnetic skyrmions,” *Nat. Nanotech.* **8**, 899–911 (2013).
- ²⁵ A. Fert, V. Cros, and J. Sampaio, “Skyrmions on the track,” *Nat Nano* , 8(3):152–156 (2013).
- ²⁶ J. Sampaio, V. Cros, S. Rohart, A. Thiaville, and A. Fert, “Nucleation, stability and current-induced motion of isolated magnetic skyrmions in nanostructures,” *Nature Nanotech.* **8**, 839–844 (2013).
- ²⁷ R. Tomasello, E. Martinez, R. Zivieri, L. Torres, M. Carpentieri, and G. Finocchio, “A strategy for the design of skyrmion racetrack memories,” *Scientific Reports* **4**, 6784 (2014).
- ²⁸ Yan Zhou and Motohiko Ezawa, “A reversible conversion between a skyrmion and a domain-wall pair in a junction geometry,” *Nature Commun.* **5**, 4652 (2014).
- ²⁹ Dax M. Crum, Mohammed Bouhassoune, Juba Bouaziz, Benedikt Schweffinghaus, Stefan Blügel, and Samir Lounis, “Perpendicular reading of single confined magnetic skyrmions,” *Nature Commun.* **6**, 8541 (2015).
- ³⁰ Xichao Zhang, Motohiko Ezawa, and Yan Zhou, “Magnetic skyrmion logic gates: conversion, duplication and merging of skyrmions,” *Scientific Reports* **5**, 9400 (2015).
- ³¹ Guoqiang Yu, Pramey Upadhyaya, Xiang Li, Wenyuan Li, Se Kwon Kim, Yabin Fan, Kin L. Wong, Yaroslav Tserkovnyak, Pedram Khalili Amiri, and Kang L. Wang, “Room-temperature creation and spin-orbit torque manipulation of skyrmions in thin films with engineered asymmetry,” *Nano Letters* **16**, 1981–1988 (2016).
- ³² F. Garcia-Sanchez, J. Sampaio, N. Reyren, V. Cros, and J. V. Kim, “A skyrmion-based spin-torque nano-oscillator,” *New Journal of Physics* **18**, 075011 (2016).
- ³³ Haiyan Xia, Chendong Jin, Chengkun Song, Jinshuai Wang, Jianbo Wang, and Qingfang Liu, “Control and manipulation of antiferromagnetic skyrmions in racetrack,” *Journal of Physics D: Applied Physics* **50**, 505005 (2017).
- ³⁴ Imara Lima Fernandes, Mohammed Bouhassoune, and Samir Lounis, “Defect-implantation for the all-electrical detection of non-collinear spin-textures,” *Nature Commun.* **11**, 1–9 (2020).
- ³⁵ Sai Li, Wang Kang, Xichao Zhang, Tianxiao Nie, Yan Zhou, Kang L. Wang, and Weisheng Zhao, “Magnetic skyrmions for unconventional computing,” *Mater. Horiz.* , – (2021).
- ³⁶ Stuart S. P. Parkin, Masamitsu Hayashi, and Luc Thomas, “Magnetic domain-wall racetrack memory,” *Science* **320**, 190–194 (2008), <https://science.sciencemag.org/content/320/5873/190.full.pdf>.
- ³⁷ Haifeng Du, Xuebing Zhao, Philipp N. Rybakov, Aleksandr B. Borisov, Shasha Wang, Jin Tang, Chiming Jin, Chao Wang, Wensheng Wei, Nikolai S. Kiselev, Yuheng Zhang, Renchao Che, Stefan Blügel, and Mingliang Tian, “Interaction of individual skyrmions in a nanostructured cubic chiral magnet,” *Phys. Rev. Lett.* **120**, 197203 (2018).
- ³⁸ Levente Rózsa, András Deák, Eszter Simon, Rocio Yanes, László Udvardi, László Szunyogh, and Ulrich Nowak, “Skyrmions with attractive interactions in an ultrathin magnetic film,” *Phys. Rev. Lett.* **117**, 157205 (2016).
- ³⁹ Imara Lima Fernandes, Jonathan Chico, and Samir Lounis, “Impurity-dependent gyrotropic motion, deflection and pinning of current-driven ultrasmall skyrmions in PdFe/Ir(111) surface,” *Journal of Physics: Condensed Matter* (2020).
- ⁴⁰ I. Gede Arjana, Imara Lima Fernandes, Jonathan Chico, and Samir Lounis, “Sub-nanoscale atom-by-atom crafting of skyrmion-defect interaction profiles,” *Scientific Reports* **10**, 14655 (2020).
- ⁴¹ Yangqi Huang, Wang Kang, Xichao Zhang, Yan Zhou, and Weisheng Zhao, “Magnetic skyrmion-based synaptic devices,” *Nanotechnology* **28**, 08LT02 (2017).
- ⁴² Kyung Mee Song, Jae-Seung Jeong, Biao Pan, Xichao Zhang, Jing Xia, Sunkyung Cha, Tae-Eon Park, Kwangsu Kim, Simone Finizio, Jörg Raabe, Joonyeon Chang, Yan Zhou, Weisheng Zhao, Wang Kang, Hyunsu Ju, and Seonghoon Woo, “Skyrmion-based artificial synapses for neuromorphic computing,” *Nature Electronics* **3**, 148–155 (2020).

- ⁴³ Sai Li, Wang Kang, Yangqi Huang, Xichao Zhang, Yan Zhou, and Weisheng Zhao, “Magnetic skyrmion-based artificial neuron device,” *Nanotechnology* **28**, 31LT01 (2017).
- ⁴⁴ Xing Chen, Wang Kang, Daoqian Zhu, Xichao Zhang, Na Lei, Youguang Zhang, Yan Zhou, and Weisheng Zhao, “A compact skyrmionic leaky–integrate–fire spiking neuron device,” *Nanoscale* **10**, 6139–6146 (2018).
- ⁴⁵ Diana Prychynenko, Matthias Sitte, Kai Litzius, Benjamin Krüger, George Bourianoff, Mathias Kläui, Jairo Sinova, and Karin Everschor-Sitte, “Magnetic skyrmion as a nonlinear resistive element: A potential building block for reservoir computing,” *Phys. Rev. Applied* **9**, 014034 (2018).
- ⁴⁶ George Bourianoff, Daniele Pinna, Matthias Sitte, and Karin Everschor-Sitte, “Potential implementation of reservoir computing models based on magnetic skyrmions,” *AIP Advances* **8**, 055602 (2018), <https://doi.org/10.1063/1.5006918>.
- ⁴⁷ D. Pinna, F. Abreu Araujo, J.-V. Kim, V. Cros, D. Querlioz, P. Bessiere, J. Droulez, and J. Grollier, “Skyrmion gas manipulation for probabilistic computing,” *Phys. Rev. Applied* **9**, 064018 (2018).
- ⁴⁸ Jakub Zázvorka, Florian Jakobs, Daniel Heinze, Niklas Keil, Sascha Kromin, Samridh Jaiswal, Kai Litzius, Gerhard Jakob, Peter Virnau, Daniele Pinna, Karin Everschor-Sitte, Levente Rózsa, Andreas Donges, Ulrich Nowak, and Mathias Kläui, “Thermal skyrmion diffusion used in a reshuffler device,” *Nature Nanotechnology* **14**, 658–661 (2019).
- ⁴⁹ Y. Yao, X. Chen, W. Kang, Y. Zhang, and W. Zhao, “Thermal brownian motion of skyrmion for true random number generation,” *IEEE Transactions on Electron Devices* **67**, 2553–2558 (2020).
- ⁵⁰ Senfu Zhang, Jianbo Wang, Qi Zheng, Qiyuan Zhu, Xi-anyin Liu, Shujun Chen, Chendong Jin, Qingfang Liu, Chenglong Jia, and Desheng Xue, “Current-induced magnetic skyrmions oscillator,” *New Journal of Physics* **17**, 023061 (2015).
- ⁵¹ G. Finocchio, M. Ricci, R. Tomasello, A. Giordano, M. Lanuzza, V. Puliafito, P. Burrascano, B. Azzerboni, and M. Carpentieri, “Skyrmion based microwave detectors and harvesting,” *Applied Physics Letters* **107**, 262401 (2015), <https://doi.org/10.1063/1.4938539>.
- ⁵² Anna Stróżecka, Asier Eiguren, and Jose Ignacio Pascual, “Quasiparticle interference around a magnetic impurity on a surface with strong spin-orbit coupling,” *Phys. Rev. Lett.* **107**, 186805 (2011).
- ⁵³ K. S. Denisov, I. V. Rozhansky, N. S. Averkiev, and E. Lähderanta, “Chiral spin ordering of electron gas in solids with broken time reversal symmetry,” *Scientific Reports* **9**, 10817 (2019).
- ⁵⁴ Cheng-Zhen Wang, Hong-Ya Xu, and Ying-Cheng Lai, “Scattering of dirac electrons from a skyrmion: Emergence of robust skew scattering,” *Phys. Rev. Research* **2**, 013247 (2020).
- ⁵⁵ Niklas Romming, Christian Hanneken, Matthias Menzel, Jessica E. Bickel, Boris Wolter, Kirsten von Bergmann, André Kubetzka, and Roland Wiesendanger, “Writing and deleting single magnetic skyrmions,” *Science* **341**, 636–639 (2013).
- ⁵⁶ Niklas Romming, André Kubetzka, Christian Hanneken, Kirsten von Bergmann, and Roland Wiesendanger, “Field-dependent size and shape of single magnetic skyrmions,” *Phys. Rev. Lett.* **114**, 177203 (2015).
- ⁵⁷ I. Dzyaloshinsky, “A thermodynamic theory of “weak” ferromagnetism of antiferromagnetics,” *J. Phys. Chem. Solid* **4(4)**, 241–255 (1958).
- ⁵⁸ T. Moriya, “Anisotropic superexchange interaction and weak ferromagnetism,” *Phys. Rev.* **120**, 91 (1960).
- ⁵⁹ Mohammed Bouhassoune, Imara Lima Fernandes, Stefan Blügel, and Samir Lounis, “Unoccupied surface and interface states in pd thin films deposited on fe/ir(111) surface,” *New Journal of Physics* **21**, 063015 (2019).
- ⁶⁰ Christian Hanneken, Fabian Otte, André Kubetzka, Bertrand Dupé, Niklas Romming, Kirsten Von Bergmann, Roland Wiesendanger, and Stefan Heinze, “Electrical detection of magnetic skyrmions by tunnelling non-collinear magnetoresistance,” *Nat. Nanotechnol.* **10**, 1039 (2015).
- ⁶¹ D. S. G. Bauer, “Development of a relativistic full-potential first-principles multiple scattering green function method applied to complex magnetic textures of nano structures at surfaces,” PhD dissertation at the RWTH-Aachen (2013).
- ⁶² N Papanikolaou, R Zeller, and P H Dederichs, “Conceptual improvements of the KKR method,” *Journal of Physics: Condensed Matter* **14**, 2799 (2002).
- ⁶³ Seymour H Vosko, Leslie Wilk, and Marwan Nusair, “Accurate spin-dependent electron liquid correlation energies for local spin density calculations: a critical analysis,” *Canadian Journal of physics* **58**, 1200–1211 (1980).
- ⁶⁴ B. Dupé, M. Hoffmann, C. Paillard, and S. Heinze, “Tailoring magnetic skyrmions in ultra-thin transition metal films,” *Nature Commun.* **5**, 4030 (2014).
- ⁶⁵ F. Garcia-Moliner and V.R. Velasco, “Theory of incomplete crystals, surfaces, defects, interfaces and layered structures,” *Progress in Surface Science* **21**, 93 – 162 (1986).
- ⁶⁶ L. Szunyogh, B. Újfalussy, P. Weinberger, and J. Kollár, “Self-consistent localized kkr scheme for surfaces and interfaces,” *Phys. Rev. B* **49**, 2721–2729 (1994).
- ⁶⁷ J. Tersoff and D. R. Hamann, “Theory and Application for the Scanning Tunneling Microscope,” *Phys. Rev. Lett.* **50**, 1998–2001 (1983).
- ⁶⁸ Krisztián Palotás, Levente Rózsa, Eszter Simon, and László Szunyogh, “High-resolution tunneling spin transport characteristics of topologically distinct magnetic skyrmionic textures from theoretical calculations,” *Journal of Magnetism and Magnetic Materials* **519**, 167440 (2021).