

A Shell Bonded to an Elastic Foundation

Kavinda Jayawardana*, Nick Ovenden (UCL)

Abstract

In our analysis, we derive a mathematical model for a shell bonded to an elastic foundation, by modifying Koiter's linear shell equations [1]. We prove the existence and the uniqueness of the solutions, and we explicitly derive the governing equations and the boundary conditions for the general case. Finally, with numerical modelling and asymptotic analyses, we show that there exist optimal values of the Young's modulus, the Poisson's ratio and the thickness of the shell (with respect to the elastic foundation), and the curvature of the contact region such that the planar solution derived by the shell model (where stretching effects are dominant) is a good approximation. It is often regarded in the field of stretchable and flexible electronics that the planar solution is mostly accurate when the stiffness of the thinner body (e.g. the shell) increases indefinitely. The significance of our work is that, as far as we are aware, this is the first analysis showing that indefinitely increasing the stiffness of the shell may not guarantee a more accurate solution.

Keywords: Contact Mechanics, Curvilinear Coordinates, Elastic Foundations, Mathematical Elasticity, Shell Theory

1. Introduction

Consider a situation where two elastic bodies that are bonded together, and for this case, one can easily model this problem with the simple use of the three-dimensional elastic equations. Now, consider the scenario where one of the elastic bodies is very thin in comparison to the other body, and planar in a Euclidean sense (i.e. not curved). Then the thin body can be approximated by a plate or a film, and such models are frequently used in the

*Corresponding author

Email address: `zcahe58@ucl.ac.uk` (Kavinda Jayawardana)

of field of stretchable and flexible electronics. Applications of such models can be found in the field of conformal displays [2], thin film solar cells [3–6], electronic skins for robots and humans [7] and conformable electronic textiles [8]. For such applications the degree of the deformation of the electronic body can endure, before its basic functions (i.e. conductivity, transparency or light emission) are adversely affected, is immensely important. However, design and process engineers who are working on the implementation of flexible electronics often lack confidence due to a lack of understanding or a lack of input data for reliable modelling tools [9]. Thus, there is a tremendous amount research being conducted in the field of academia (Oxford Centre for Nonlinear Partial Differential Equations, Lu Research Group the University of Texas at Austin, Flexible Electronics and Display Center Arizona State University) as well as in the commercial sector (LG Electronics [10, 11] and Samsung Group [12–14]).

Now, consider that if one’s goal is to model complex curvilinear stretchable devices for biomedical applications [15], then such flat Euclidean models as described above will cease to be useful. Thus, the goal of our work is to present a simple but a mathematically valid model to model such problems, i.e. a mathematical model for a shell that is bonded to an elastic foundation in a linear-elasticity setting.

1.1. Modelling Difficulties

Consider a very thin elastic body with a constant thickness h , whose rest configuration is curvilinear, that is bonded to an elastic body. As we are considering a very thin body, it is impractical to discretise the thin body in its normal direction, and thus, it is more feasible to model the thin body as a shell. Should one consult theorem 4.4-2 of Ciarlet [16] and assuming that the lower surface of the shell is bonded to the elastic foundation, then one can express the energy functional of linear Koiter’s shell equations in the following form

$$\tilde{J}(\tilde{\mathbf{u}}) = \int_{\tilde{\omega}} \left[\frac{1}{2} B^{\alpha\beta\gamma\delta} \left(h \epsilon_{\alpha\beta}(\tilde{\mathbf{u}}) \epsilon_{\gamma\delta}(\tilde{\mathbf{u}}) + \frac{1}{12} h^3 \rho_{\alpha\beta}(\tilde{\mathbf{u}}) \rho_{\gamma\delta}(\tilde{\mathbf{u}}) \right) - h p^i \tilde{u}_i \right] d\omega ,$$

where

$$\begin{aligned}
p^j &= \frac{1}{h} \int_{-\frac{1}{2}h}^{\frac{1}{2}h} \left[x^3 \tilde{f}^j(x^1, x^2, x^3) + \delta_\alpha^j \tilde{h}^\alpha(x^1, x^2, -\frac{1}{2}h) \right] dx^3, \\
\tilde{\mathbf{u}} &\in \{ \mathbf{v} \in H^1(\tilde{\omega}) \times H^1(\tilde{\omega}) \times H^2(\tilde{\omega}) \mid \mathbf{v}|_{\partial\tilde{\omega}_0} = \mathbf{0}, \tilde{n}^\alpha \partial_\alpha v^3|_{\partial\tilde{\omega}_0} = 0 \}, \\
p^\alpha &\in L^r(\tilde{\omega}), \quad r > 1, \\
p^3 &\in L^1(\tilde{\omega}),
\end{aligned}$$

and where $\tilde{\omega}$ is the mid-surface of the shell, $\partial\tilde{\omega}_0$ is proper subset of the boundary of $\tilde{\omega}$, $\tilde{\mathbf{n}}$, is the unit outward normal to the boundary $\partial\tilde{\omega}_0$, \mathbf{B} is the isotropic elasticity tensor of a shell, $\boldsymbol{\epsilon}(\cdot)$ is half of the change in the first fundamental form tensor, $\boldsymbol{\rho}(\cdot)$ change in the second fundamental form tensor, \mathbf{f} is a force density experienced on the shell, \mathbf{h} is the normal stress experienced at the lower-surface of the shell $\boldsymbol{\delta}$ is the Kronecker delta, $L^k(\cdot)$ are the standard L^k -Lebesgue spaces, $H^k(\cdot)$ are the standard $W^{k,2}(\cdot)$ -Sobolev spaces (see section 5.2.1 of Evans [17]) and $\mathbf{v}|_{\partial\tilde{\omega}_0}$ is in a trace sense (see section 5.5 of Evans [17]). Note that Einstein's summation notation (see section 1.2 of Kay [18]) is assumed through out, bold symbols signify that we are dealing with vector and tensor fields, and we regard the indices $i, j, k, l \in \{1, 2, 3\}$ and $\alpha, \beta, \gamma, \delta \in \{1, 2\}$. Note that \mathbf{h} is a purely a function of the coordinates (x^1, x^2) , and this means that the normal stress felt at the lower-surface should be known and applied prior to the problem. However, in the case that we are considering, the lower-surface the shell is bonded to the foundation, and thus, the normal stress experienced on the contact region is not known in advance. At most, we can extend our problem by considering $\tilde{\mathbf{h}} = \tilde{\mathbf{h}}(\tilde{\mathbf{u}})$ for a sensibly chosen $\tilde{\mathbf{h}}(\cdot)$, turning our linear problem in to a semi-linear problem (see Badiale [19]). However, this approach is still insufficient as one requires partial derivative to model sufficiently normal stresses, i.e. we require $\tilde{\mathbf{h}}(\tilde{\mathbf{u}}(x^1, x^2, x^3)|_{x^3=-\frac{1}{2}h}, \tilde{\nabla}\tilde{\mathbf{u}}(x^1, x^2, x^3)|_{x^3=-\frac{1}{2}h})$ where $\tilde{\nabla}$ is the three-dimensional covariant derivative operator with respect to the coordinate system $(x^1, x^2, x^3) \in \tilde{\omega} \times (-\frac{1}{2}h, \frac{1}{2}h)$, and yet this is clearly absurd, as $\tilde{\mathbf{u}}$ is only a function of the coordinates (x^1, x^2) and not the coordinates (x^1, x^2, x^3) . The problem arises due to the fact that the linear Koiter's shell equations are not derived for modelling such problems that we are considering.

Another approach we may take is Baldelli and Bourdin asymptotic method [20]. To do so, we consider the planar displacement case and normal displacement case separately. For the planar displacement case, i.e. mem-

brane bonded to an elastic pseudo-foundation case, consider a thin overlying body with constant thickness h whose unstrained configuration is described by the diffeomorphism $\bar{\mathbf{X}} \in C^1(\bar{\omega} \times [0, h]; \mathbf{E}^3)$, where $\bar{\mathbf{X}}(x^1, x^2, x^3) = \boldsymbol{\sigma}(x^1, x^2) + x^3 \mathbf{N}(x^1, x^2)$, $\boldsymbol{\sigma} \in C^2(\bar{\omega}; \mathbf{E}^3)$ is an injective immersion, $\omega \subset \mathbb{R}^2$ is a connected open bounded plane that satisfies the segment condition with a uniform- $C^1(\mathbb{R}^2; \mathbb{R})$ boundary (see definition 4.10 of Adams and Fournier [21]), $\bar{\omega}$ defines the closure of ω , $C^k(\cdot)$ is a space of continuous functions that has continuous first k partial derivatives in the underlying domain, \mathbf{E}^k is the k th-dimensional Euclidean space and \mathbb{R}^k is the k th-dimensional curvilinear space. Now, assume that this overlying body is bonded to an elastic foundation whose unstrained configuration is described by the diffeomorphism $\bar{\mathbf{X}} \in C^1(\omega \times (-L, 0); \mathbf{E}^3)$ such that at $x^3 = -L$ the displacement field of the foundation satisfies zero-Dirichlet boundary condition. Thus, in accordance with Baldelli and Bourdin [20], we may approximate the displacement field as

$$\mathbf{w} = (w^1, w^2, 0) \mathbb{1}_{(h, 0]}(x^3) + \left(1 + \frac{x^3}{L}\right) (w^1, w^2, 0) \mathbb{1}_{(0, -L)}(x^3),$$

where $(w^1, w^2) \in H^1(\omega) \times H^1(\omega)$ and $\mathbb{1}_{(\cdot)}(\cdot)$ is the indicator function. Note that unlike Baldelli and Bourdin [20], we make no prior assumptions regarding the asymptotic nature of the Young's moduli or Poisson's ratios or the displacement fields. Now, with some asymptotic analysis one finds that the condition $\{\Lambda h \sim L^{-1} \bar{\mu} \text{meas}(\boldsymbol{\sigma}(\omega); \mathbf{E}^2), \Lambda h \gg (\bar{\lambda} + 2\bar{\mu})L, hB^{\alpha\beta\gamma\delta} F_{[\text{II}]\alpha\beta} F_{[\text{II}]\gamma\delta} \sim L^{-1}(\bar{\lambda} + 2\bar{\mu})\}$ is the only possible asymptotic scaling that yields any valid leading order solutions, where $\Lambda = 4(\lambda + 2\mu)^{-1}\mu(\lambda + \mu)$, λ and μ are the first and the second Lamé's parameters of the membrane respectively, and $\bar{\lambda}$ and $\bar{\mu}$ are the first and the second Lamé's parameters of the foundation respectively, $\mathbf{F}_{[\text{II}]}$ is the second fundamental form tensor of the surface $\boldsymbol{\sigma}(\omega)$ and $\text{meas}(\cdot; \mathbb{R}^k)$ is the standard Lebesgue measure in \mathbb{R}^k (see chapter 6 of Schilling [22]). Thus, one may collect all the leading order terms to find

$$\begin{aligned} J_{\text{Baldelli}}(\mathbf{w}) = & \int_{\omega} \left[\frac{1}{2} h B^{\alpha\beta\gamma\delta} \epsilon_{\alpha\beta}^M(\mathbf{w}) \epsilon_{\gamma\delta}^M(\mathbf{w}) + \frac{1}{2} \frac{\bar{\mu}}{L} w_{\alpha} w^{\alpha} - h f^{\alpha} w_{\alpha} \right] d\omega \\ & - \int_{\partial\omega} h \tau_0^{\alpha} w_{\alpha} d(\partial\omega), \end{aligned} \quad (1)$$

where $\epsilon_{\alpha\beta}^M(\mathbf{w}) = \frac{1}{2}(\nabla_{\alpha} w_{\beta} + \nabla_{\beta} w_{\alpha})$ is the strain tensor and \mathbf{B} is the isotropic elasticity tensor of the membrane, $\boldsymbol{\tau}_0 \in \mathbf{L}^2(\omega)$ is a traction field (applied

boundary-stress), $\mathbf{f} \in \mathbf{L}^2(\omega)$ is a force density field, and ∇ is the two-dimensional covariant operator with respect to the curvilinear coordinate system $(x^1, x^2) \in \omega$. Note that there exists a unique field $\mathbf{w} = (w^1, w^2) \in \mathbf{H}^1(\omega)$ such that \mathbf{w} is the solution to the minimisation problem

$$J_{\text{Baldelli}}(\mathbf{w}) = \min_{\mathbf{v} \in \mathbf{H}^1(\omega)} J_{\text{Baldelli}}(\mathbf{v}) ,$$

and the unique minimiser \mathbf{w} is also a critical point in $(\mathbf{H}^1(\omega), J_{\text{Baldelli}}(\cdot))$. For a rigorous proof and analysis of this problem please consult section 3.6 Jayawardana [23].

As for the normal displacement case, one may naively define the displacement field as

$$\mathbf{w} = (-x^3 \nabla^1 w_3, -x^3 \nabla^2 w_3, w^3) \mathbb{1}_{(h,0]}(x^3) + \left(1 + \frac{x^3}{L}\right) (0, 0, w^3) \mathbb{1}_{(0,-L)}(x^3) ,$$

where $w^3 \in H^2(\omega)$ and assume the energy density will have the following form

$$\begin{aligned} W(\mathbf{w}) = & \mu \left(\frac{\lambda}{\lambda + 2\mu} \rho_\alpha^\alpha(\mathbf{w}) \rho_\gamma^\gamma(\mathbf{w}) + \rho_\alpha^\gamma(\mathbf{w}) \rho_\gamma^\alpha(\mathbf{w}) \right) (x^3)^2 \mathbb{1}_{(h,0]}(x^3) \\ & + \frac{1}{2} \bar{\mu} \left(\frac{3\bar{\lambda} + 2\bar{\mu}}{\bar{\lambda} + \bar{\mu}} E_3^3(\mathbf{w}) E_3^3(\mathbf{w}) + 4E_3^\alpha(\mathbf{w}) E_\alpha^3(\mathbf{w}) \right) \mathbb{1}_{(0,-L)}(x^3) , \end{aligned}$$

where $\mathbf{E}(\cdot)$ is the strain tensor of the foundation, and use Baldelli and Bourdin's approach [20] in the hope of deriving a simple asymptotically valid leading order problem. However, unlike in the Euclidean case, i.e. a plate bonded to an elastic pseudo-foundation case (rigorous analysis of this found in section of 1.10 Jayawardana [23]), now we have $\epsilon_{\alpha\beta}(\mathbf{w}) \mathbb{1}_{(h,0]}(x^3) \neq 0$ and $E_{\alpha\beta}(\mathbf{w}) \mathbb{1}_{(0,-L)}(x^3) \neq 0$ as a result of the curvilinear nature of our problem. Therefore, one will not be able to express the energy functional as a similar form to equation (1), and thus, Baldelli and Bourdin's approach [20] will fail to work for this case.

2. Derivation

Consider an unstrained static three-dimensional elastic body described by the diffeomorphism $\bar{\mathbf{X}} \in C^2(\bar{\Omega}; \mathbf{E}^3)$, where $\Omega \subset \mathbb{R}^3$ is a connected

open bounded domain that satisfies the segment condition with a uniform- $C^1(\mathbb{R}^3; \mathbb{R}^2)$ boundary (see definition 4.10 of Adams and Fournier [21]). Now, assume that on a part of body's boundary, with a positive mean-curvature with respect to the unit outward normal and described by the injection $\boldsymbol{\sigma} \in C^3(\bar{\omega}; \mathbf{E}^2)$ where $\omega \subset \mathbb{R}^2$ is a connected open bounded plane that satisfies the segment condition with a uniform- $C^1(\mathbb{R}^2; \mathbb{R})$ boundary, lies an elastic shell with the same curvature and the same physical form as the given surface, and where this shell is bonded to the foundation.

Now, consider the following: assume an overlying shell whose lower-surface is parametrised by the sufficiently smooth injection $\boldsymbol{\sigma}(x^1, x^2)$. Thus, any surface of the shell can be parametrised by the map $\boldsymbol{\varphi}(x^1, x^2) = \boldsymbol{\sigma} + \xi \mathbf{N}(x^1, x^2)$, $\forall \xi \in [0, h]$, where h is the thickness of the shell. Now, consider the normal (not the unit normal) of the map $\boldsymbol{\varphi}(x^1, x^2)$, which can be expressed as

$$\partial_1 \boldsymbol{\varphi} \times \partial_2 \boldsymbol{\varphi} = (\partial_1 \boldsymbol{\sigma} \times \partial_2 \boldsymbol{\sigma}) (1 + 2\xi H + \xi^2 K) \quad , \quad \forall \xi \in [0, h] \quad ,$$

where $K = (F_{[\text{II}]1}^1 F_{[\text{II}]2}^2 - F_{[\text{II}]1}^2 F_{[\text{II}]2}^1)$ is the Gaussian curvature, $H = -\frac{1}{2} F_{[\text{II}]\alpha}^\alpha$ is the mean curvature,

$$F_{[\text{II}]\alpha\beta} = N_i \partial_{\alpha\beta} \sigma^i \quad , \quad \forall \alpha, \beta \in \{1, 2\} \quad ,$$

is the second fundamental form tensor of $\boldsymbol{\sigma}$ with respect to curvilinear coordinates and

$$\mathbf{N} = \frac{\partial_1 \boldsymbol{\sigma} \times \partial_2 \boldsymbol{\sigma}}{\|\partial_1 \boldsymbol{\sigma} \times \partial_2 \boldsymbol{\sigma}\|}$$

is the unit normal to the surface $\boldsymbol{\sigma}$, ∂_α are partial derivatives with respect to curvilinear coordinates x^α , \times is the Euclidean cross product and $\|\cdot\|$ is the Euclidean norm. For our analysis we require the normal to any surface of the overlying shell, $\partial_1 \boldsymbol{\varphi} \times \partial_2 \boldsymbol{\varphi}$, $\forall \xi \in [0, h]$ (and $\forall \xi \in [-h, 0)$, which we require later), to be the same sign and have a similar magnitude as the normal to the lower-surface, $\partial_1 \boldsymbol{\sigma} \times \partial_2 \boldsymbol{\sigma}$. Now, this can be achieved by asserting the following:

Assertion 1. *Let the map $\boldsymbol{\sigma} \in C^3(\bar{\omega}; \mathbf{E}^2)$ describes the lower-surface of an unstrained shell, where $\omega \subset \mathbb{R}^2$ is a connected open bounded plane that*

satisfies the segment condition with a uniform- $C^1(\mathbb{R}^2; \mathbb{R})$ boundary. Given that the thickness of the shell is h , we assert that

$$0 \leq h^2 K < hH \ll 1, \forall (x^1, x^2) \in \bar{\omega},$$

i.e. the lower-surface of the shell is not hyperbolic and it is a surface with a positive mean curvature, and the thickness of the shell is sufficiently small.

Now, assume for the time being that we are dealing with shell with a thickness $2h$ and where the mid-surface of the shell is described by $\boldsymbol{\sigma}(\omega)$, and thus, we may express the energy functional of this shell as

$$\begin{aligned} J_{2h}(\mathbf{u}) = & \int_{\omega} \left[B^{\alpha\beta\gamma\delta} \left(h\epsilon_{\alpha\beta}(\mathbf{u})\epsilon_{\gamma\delta}(\mathbf{u}) + \frac{1}{3}h^3\rho_{\alpha\beta}(\mathbf{u})\rho_{\gamma\delta}(\mathbf{u}) \right) - 2hf^i u_i \right] d\omega \\ & - \int_{\partial\omega} 2h\tau_0^i u_i d(\partial\omega), \end{aligned}$$

where \mathbf{u} describes the displacement field with respect to ω . Note that the above energy functional can alternatively be expressed as

$$\begin{aligned} \frac{J_{2h}(\mathbf{u})}{2h} = & \int_{\omega} \left[\frac{1}{2}\mu \left(\frac{\lambda}{\lambda + 2\mu} \epsilon_{\alpha}^{\alpha}(\mathbf{u})\epsilon_{\gamma}^{\gamma}(\mathbf{u}) + \epsilon_{\alpha}^{\gamma}(\mathbf{u})\epsilon_{\gamma}^{\alpha}(\mathbf{u}) \right) \right. \\ & + \frac{1}{6}\mu \left(\frac{\lambda}{\lambda + 2\mu} \rho_{\alpha}^{\alpha}(\mathbf{u})\rho_{\gamma}^{\gamma}(\mathbf{u}) + \rho_{\alpha}^{\gamma}(\mathbf{u})\rho_{\gamma}^{\alpha}(\mathbf{u}) \right) h^2 \left. \right] d\omega \\ & - \int_{\omega} f^i u_i d\omega - \int_{\partial\omega} \tau_0^i u_i d(\partial\omega). \end{aligned} \quad (2)$$

Note that as $\epsilon(\cdot)$ is half of the change in the first fundamental form tensor, we have $\epsilon_{\alpha}^{\alpha}(\mathbf{u})\epsilon_{\gamma}^{\gamma}(\mathbf{u}) \ll \frac{1}{4}F_{[\mathbf{I}]\alpha}^{\alpha}F_{[\mathbf{I}]\gamma}^{\gamma} = 1$ and $\epsilon_{\alpha}^{\gamma}(\mathbf{u})\epsilon_{\gamma}^{\alpha}(\mathbf{u}) \ll \frac{1}{4}F_{[\mathbf{I}]\alpha}^{\gamma}F_{[\mathbf{I}]\gamma}^{\alpha} = \frac{1}{2}$, where

$$F_{[\mathbf{I}]\alpha\beta} = \partial_{\alpha}\sigma_i\partial_{\beta}\sigma^i, \forall \alpha, \beta \in \{1, 2\}.$$

is the covariant first fundamental form tensor. Also, note that as $\boldsymbol{\rho}(\cdot)$ is the change in the second fundamental form tensor, we have

$$\begin{aligned} h^2\rho_{\alpha}^{\alpha}(\mathbf{u})\rho_{\gamma}^{\gamma}(\mathbf{u}) & \ll h^2F_{[\mathbf{II}]\alpha}^{\alpha}F_{[\mathbf{II}]\gamma}^{\gamma} = (2hH)^2 \ll 1 \text{ and} \\ h^2\rho_{\alpha}^{\gamma}(\mathbf{u})\rho_{\gamma}^{\alpha}(\mathbf{u}) & \ll h^2F_{[\mathbf{II}]\alpha}^{\gamma}F_{[\mathbf{II}]\gamma}^{\alpha} = 2h^2(2H^2 - K) \ll 1, \end{aligned}$$

given that this shell satisfies the conditions described by assertion 1. Therefore, we may assume that $h^2\rho_{\alpha}^{\alpha}(\mathbf{u})\rho_{\gamma}^{\gamma}(\mathbf{u}) \ll \epsilon_{\alpha}^{\alpha}(\mathbf{u})\epsilon_{\gamma}^{\gamma}(\mathbf{u})$ and $h^2\rho_{\alpha}^{\gamma}(\mathbf{u})\rho_{\gamma}^{\alpha}(\mathbf{u}) \ll$

$\epsilon_\alpha^\gamma(\mathbf{u})\epsilon_\gamma^\alpha(\mathbf{u})$, and thus, equation 2 implies that one can expect $J_{2h}(\mathbf{u})$ to behave approximately linear in h , despite its cubic h dependence. This in turn implies that the energy stored in the shell's upper and lower halves maybe approximated by dividing the energy functional of the shell by 2. To be more precise, if $J_{2h}(\mathbf{u}) = J_{\text{upper}}(\mathbf{u}) + J_{\text{lower}}(\mathbf{u})$, then assume that $\frac{1}{2}J_{2h}(\mathbf{u}) \approx J_{\text{upper}}(\mathbf{u}) \approx J_{\text{lower}}(\mathbf{u})$. Now, take the upper half and assert that this is the form of an overlying shell equation. Thus, we come to the following hypothesis:

Hypothesis 1. *The energy functional of an overlying shell with a thickness h is*

$$J_{\text{shell}}(\mathbf{u}) = \int_{\omega} \left[\frac{1}{2} B^{\alpha\beta\gamma\delta} \left(h \epsilon_{\alpha\beta}(\mathbf{u}) \epsilon_{\gamma\delta}(\mathbf{u}) + \frac{1}{3} h^3 \rho_{\alpha\beta}(\mathbf{u}) \rho_{\gamma\delta}(\mathbf{u}) \right) - h f^i u_i \right] d\omega \\ - \int_{\partial\omega} h \tau_0^i u_i d(\partial\omega) ,$$

given that the shell satisfies the conditions from assertion 1, where \mathbf{u} describes the displacement field with respect to ω , the map $\boldsymbol{\sigma} \in C^3(\bar{\omega}; \mathbf{E}^2)$ describes the lower-surface of an unstrained shell, and $\omega \subset \mathbb{R}^2$ is a connected open bounded plane that satisfies the segment condition with a uniform- $C^1(\mathbb{R}^2; \mathbb{R})$ boundary.

Prior to our main analysis, we define the following; $T^{ij}(\mathbf{u}) = A^{ijkl} E_{kl}(\mathbf{u})$ is the second Piola-Kirchhoff stress tensor, $E_{ij}(\mathbf{u}) = \frac{1}{2}(g_{ik} \bar{\nabla}_j u^k + g_{jk} \bar{\nabla}_i u^k)$ is the linearised Green-St Venant strain tensor, $A^{ijkl} = \bar{\lambda} g^{ij} g^{kl} + \bar{\mu}(g^{ik} g^{jl} + g^{il} g^{jk})$ is the isotropic elasticity tensor

$$g_{ij} = \partial_i \bar{X}_k \partial_j \bar{X}^k , \quad \forall i, j \in \{1, 2, 3\} ,$$

is the covariant metric tensor of $\bar{\mathbf{X}}$ with respect to the curvilinear coordinates, ∂_j is the partial derivative with respect to the coordinate x^j , $\bar{\lambda} = (1 - \bar{\nu} - 2\bar{\nu}^2)^{-1} \bar{\nu} \bar{E}$ is the first Lamé's parameter, $\bar{\mu} = \frac{1}{2}(1 + \bar{\nu})^{-1} \bar{E}$ is the second Lamé's parameter, $\bar{E} \in (0, \infty)$ is the Young's modulus and $\bar{\nu} \in (-1, \frac{1}{2})$ is the Poisson's ratio of the elastic foundation, \mathbf{f} is an external force density field acting on the elastic foundation and $\bar{\mathbf{n}}$ is the unit outward normal to the boundary $\partial\Omega$ in curvilinear coordinates. Furthermore, $\tau^{\alpha\beta}(\mathbf{u}) = B^{\alpha\beta\gamma\delta} \epsilon_{\gamma\delta}(\mathbf{u})$ is the stress tensor, $\eta^{\alpha\beta}(\mathbf{u}) = B^{\alpha\beta\gamma\delta} \rho_{\gamma\delta}(\mathbf{u})$ the negative of the change in moments density tensor,

$$\epsilon_{\alpha\beta}(\mathbf{u}) = \frac{1}{2} (\nabla_\alpha(u_\beta|_\omega) + \nabla_\beta(u_\alpha|_\omega)) - F_{[\text{II}]\alpha\beta}(u^3|_\omega)$$

is half of the change in the first fundamental form tensor,

$$\begin{aligned}\rho_{\alpha\beta}(\mathbf{u}) = & \nabla_\alpha \nabla_\beta (u^3|_\omega) - F_{[\text{II}]\alpha\gamma} F_{[\text{II}]\beta}^\gamma (u^3|_\omega) + F_{[\text{II}]\beta\gamma} \nabla_\alpha (u^\gamma|_\omega) \\ & + F_{[\text{II}]\alpha\gamma} \nabla_\beta (u^\gamma|_\omega) + (\nabla_\alpha F_{[\text{II}]\beta\gamma}) (u^\gamma|_\omega)\end{aligned}$$

the change in second fundamental form tensor,

$$B^{\alpha\beta\gamma\delta} = \frac{2\lambda\mu}{\lambda + 2\mu} F_{[\text{I}]}^{\alpha\beta} F_{[\text{I}]}^{\gamma\delta} + \mu(F_{[\text{I}]}^{\alpha\gamma} F_{[\text{I}]}^{\beta\delta} + F_{[\text{I}]}^{\alpha\delta} F_{[\text{I}]}^{\beta\gamma})$$

is the isotropic elasticity tensor, $\lambda = (1 - \nu - 2\nu^2)^{-1}\nu E$ is the first Lamé's parameter, $\mu = \frac{1}{2}(1 + \nu)^{-1}E$ is the second Lamé's parameter, $E \in (0, \infty)$ is the Young's modulus and $\nu \in (-1, \frac{1}{2})$ is the Poisson's ratio of the shell, \mathbf{f}_0 is an external force density field acting on the shell and \mathbf{n} is the unit outward normal vector to the boundary $\partial\omega$ in curvilinear coordinates, and $\boldsymbol{\tau}_0$ is an external traction field acting on the boundary of the shell. Finally, $\bar{\nabla}$ is the covariant derivative operator in the curvilinear space, i.e. for any $\mathbf{v} \in C^1(\bar{\Omega}; \mathbb{R}^3)$, we define its covariant derivative as

$$\bar{\nabla}_j v^k = \partial_j v^k + \bar{\Gamma}_{ij}^k v^i,$$

where

$$\bar{\Gamma}_{ij}^k = \frac{1}{2} g^{kl} (-\partial_l g_{ij} + \partial_i g_{jl} + \partial_j g_{li})$$

are the Christoffel symbols of the second kind, and ∇ is the covariant derivative operator in the curvilinear plane, i.e. for any $\mathbf{u} \in C^1(\bar{\omega}; \mathbb{R}^2)$ we define its covariant derivative as

$$\nabla_\beta u^\gamma = \partial_\beta u^\gamma + \Gamma_{\alpha\beta}^\gamma u^\alpha,$$

where

$$\Gamma_{\alpha\beta}^\gamma = \frac{1}{2} F_{[\text{I}]}^{\gamma\delta} (-\partial_\delta F_{[\text{I}]\alpha\beta} + \partial_\alpha F_{[\text{I}]\beta\delta} + \partial_\beta F_{[\text{I}]\delta\alpha})$$

are the Christoffel symbols of the second kind in the curvilinear plane.

Now, with hypothesis 1, we can finally express the equations for a shell bonded to an elastic foundation, which leads to the following theorem:

Theorem 1. *Let $\Omega \subset \mathbb{R}^3$ be a connected open bounded domain that satisfies the segment condition with a uniform- $C^1(\mathbb{R}^3; \mathbb{R}^2)$ boundary $\partial\Omega$ such that $\omega, \partial\Omega_0 \subset \partial\Omega$, where $\bar{\omega} \cap \partial\bar{\Omega}_0 = \emptyset$ with $\text{meas}(\partial\Omega_0; \mathbb{R}^2) > 0$, and let $\omega \subset \mathbb{R}^2$ be a connected open bounded plane that satisfies the segment condition with a uniform- $C^1(\mathbb{R}^2; \mathbb{R})$ boundary $\partial\omega$. Let $\bar{\mathbf{X}} \in C^2(\bar{\Omega}; \mathbf{E}^3)$ be a diffeomorphism and $\boldsymbol{\sigma} \in C^3(\bar{\omega}; \mathbf{E}^3)$ be an injective immersion with $0 \leq h^2 K < hH \ll 1$ in ω . Let $\mathbf{f} \in \mathbf{L}^2(\Omega)$, $\mathbf{f}_0 \in \mathbf{L}^2(\omega)$, $\boldsymbol{\tau}_0 \in \mathbf{L}^2(\partial\omega)$. Then there exists a unique field $\mathbf{u} \in \mathbf{V}_{\mathcal{J}}(\omega, \Omega)$ such that \mathbf{u} is the solution to the minimisation problem*

$$J(\mathbf{u}) = \min_{\mathbf{v} \in \mathbf{V}_{\mathcal{J}}(\omega, \Omega)} J(\mathbf{v}) ,$$

where

$$\begin{aligned} \mathbf{V}_{\mathcal{J}}(\omega, \Omega) = \{ \mathbf{v} \in \mathbf{H}^1(\Omega) \mid & \mathbf{v}|_{\omega} \in H^1(\omega) \times H^1(\omega) \times H^2(\omega), \\ & \mathbf{v}|_{\partial\Omega_0} = \mathbf{0}, \partial_{\beta}(v^3|_{\omega})|_{\partial\omega} = 0 \ \forall \beta \in \{1, 2\} \} , \end{aligned}$$

$$\begin{aligned} J(\mathbf{u}) = & \int_{\Omega} \left[\frac{1}{2} A^{ijkl} E_{ij}(\mathbf{u}) E_{kl}(\mathbf{u}) - f^i u_i \right] d\Omega \\ & + \int_{\omega} \left[\frac{1}{2} B^{\alpha\beta\gamma\delta} \left(h \epsilon_{\alpha\beta}(\mathbf{u}) \epsilon_{\gamma\delta}(\mathbf{u}) + \frac{1}{3} h^3 \rho_{\alpha\beta}(\mathbf{u}) \rho_{\gamma\delta}(\mathbf{u}) \right) - h f_0^i u_i \right] d\omega \\ & - \int_{\partial\omega} h \tau_0^i u_i d(\partial\omega) . \end{aligned}$$

In particular, the unique minimiser \mathbf{u} is also a critical point in $(\mathbf{V}_{\mathcal{J}}(\omega, \Omega), J(\cdot))$.

Proof. As we consider the equations of the overlying shell as a boundary-form (see chapter 4 of Necas *et al.* [24]) of the foundation, proving the existence and uniqueness of solutions is relatively straight forward as we only need to prove the Korn's equality.

Consider the Hilbert space

$$\mathbf{W}(\omega, \Omega) = \{ \mathbf{v} \in \mathbf{H}^1(\Omega) \mid \mathbf{v}|_{\omega} \in H^1(\omega) \times H^1(\omega) \times H^2(\omega) \} ,$$

equipped with the norm

$$\begin{aligned} \|\mathbf{v}\|_{\mathbf{W}(\omega, \Omega)} = & \left(\|v^1\|_{H^1(\Omega)}^2 + \|v^2\|_{H^1(\Omega)}^2 + \|v^3\|_{H^1(\Omega)}^2 \right. \\ & \left. + \|v^1|_{\omega}\|_{H^1(\omega)}^2 + \|v^2|_{\omega}\|_{H^1(\omega)}^2 + \|v^3|_{\omega}\|_{H^2(\omega)}^2 \right)^{\frac{1}{2}} . \end{aligned}$$

Now, applying Minkowski inequality (see appendix B.2 of Evans [17]) to the Korn's inequality in curvilinear coordinates without boundary conditions (theorem 3.8-1 of Ciarlet [16]) and the Korn's inequality on a surface without boundary conditions (theorem 4.3-1 of Ciarlet [16]) we obtain the following inequality,

$$\|\mathbf{u}\|_{\mathbf{W}(\omega,\Omega)} \leq C\|\mathbf{u}\|_{\mathbf{K}(\omega,\Omega)}, \quad \forall \mathbf{u} \in \mathbf{W}(\omega,\Omega),$$

where

$$\begin{aligned} \mathbf{K}(\omega,\Omega) = \{ \mathbf{v} \in \mathbf{L}^2(\Omega) \mid & \mathbf{v}|_\omega \in L^2(\omega) \times L^2(\omega) \times H^1(\omega), \\ & \mathbf{E}(\mathbf{v}) \in \mathbf{L}^2(\Omega), \boldsymbol{\epsilon}(\mathbf{v}) \in \mathbf{L}^2(\omega), \boldsymbol{\rho}(\mathbf{v}) \in \mathbf{L}^2(\omega) \}, \end{aligned}$$

equipped with the norm

$$\begin{aligned} \|\mathbf{v}\|_{\mathbf{K}(\omega,\Omega)} = & \left(\|\mathbf{v}\|_{\mathbf{L}^2(\Omega)}^2 + \|v^1\|_{L^2(\omega)}^2 + \|v^2\|_{L^2(\omega)}^2 + \|v^3\|_{H^1(\omega)}^2 \right. \\ & \left. + \|\mathbf{E}(\mathbf{v})\|_{\mathbf{L}^2(\Omega)}^2 + \|\boldsymbol{\epsilon}(\mathbf{v})\|_{\mathbf{L}^2(\omega)}^2 + \|\boldsymbol{\rho}(\mathbf{v})\|_{\mathbf{L}^2(\omega)}^2 \right)^{\frac{1}{2}}, \end{aligned}$$

and where $\mathbf{E}(\mathbf{u}) \in \mathbf{L}^2(\Omega)$, $\boldsymbol{\epsilon}(\mathbf{u}) \in \mathbf{L}^2(\omega)$ and $\boldsymbol{\rho}(\mathbf{u}) \in \mathbf{L}^2(\omega)$ in a sense of distributions.

Now, consider the space

$$\mathbf{V}(\omega,\Omega) = \{ \mathbf{v} \in \mathbf{H}^1(\Omega) \mid \mathbf{v}|_\omega \in H^1(\omega) \times H^1(\omega) \times H^2(\omega), \mathbf{v}|_{\partial\Omega_0} = \mathbf{0} \},$$

equipped with the norm

$$\|\mathbf{v}\|_{\mathbf{S}(\omega,\Omega)} = \left(\|\mathbf{E}(\mathbf{v})\|_{\mathbf{L}^2(\Omega)}^2 + \|\boldsymbol{\epsilon}(\mathbf{v})\|_{\mathbf{L}^2(\omega)}^2 + \|\boldsymbol{\rho}(\mathbf{v})\|_{\mathbf{L}^2(\omega)}^2 \right)^{\frac{1}{2}},$$

where $\mathbf{E}(\mathbf{u}) \in \mathbf{L}^2(\Omega)$, $\boldsymbol{\epsilon}(\mathbf{u}) \in \mathbf{L}^2(\omega)$ and $\boldsymbol{\rho}(\mathbf{u}) \in \mathbf{L}^2(\omega)$ in a sense of distributions. The infinitesimal rigid displacement lemma in curvilinear coordinates (theorem 3.8-2 of Ciarlet [16]) with the condition $\mathbf{v}|_{\partial\Omega_0} = \mathbf{0}$, and the infinitesimal rigid displacement lemma on a surface (theorem 4.3-3 of Ciarlet [16]) and the boundary trace embedding theorem (theorem 5.36 of Adams and Fournier [21]) with the fact that $\partial\Omega$ is a uniform- $C^1(\mathbb{R}^3; \mathbb{R}^2)$ boundary imply that for any $\mathbf{u} \in \mathbf{V}(\omega,\Omega)$, if $\mathbf{E}(\mathbf{u}) = \mathbf{0}$ in Ω , and $\boldsymbol{\epsilon}(\mathbf{u}) = \mathbf{0}$ and $\boldsymbol{\rho}(\mathbf{u}) = \mathbf{0}$ in ω , then $\mathbf{u} = \mathbf{0}$ in $\bar{\Omega}$. Thus, Rellich-Kondrasov theorem (theorem 6.3 of

Adams and Fournier [21]) implies that there exists a positive constant C that depends on Ω , $\partial\Omega_0$, $\bar{\mathbf{X}}$, ω , $\partial\omega$ and $\boldsymbol{\sigma}$ such that

$$\|\mathbf{u}\|_{\mathbf{W}(\omega,\Omega)} \leq C\|\mathbf{u}\|_{\mathbf{S}(\omega,\Omega)} , \quad \forall \mathbf{u} \in \mathbf{V}(\omega,\Omega) .$$

Finally, trivial traces (theorem 5.37 of Adams and Fournier [21]) and the fact that $\partial\omega$ is a uniform- $C^1(\mathbb{R}^2; \mathbb{R})$ boundary imply that $\mathbf{V}_{\mathcal{S}}(\omega,\Omega)$ is a proper subset of the space $\mathbf{V}(\omega,\Omega)$ that is closed under the norm $\|\cdot\|_{\mathbf{W}(\omega,\Omega)}$. Thus, we can conclude our proof of *Korn's inequality* by confirming that

$$\|\mathbf{u}\|_{\mathbf{W}(\omega,\Omega)} \leq C\|\mathbf{u}\|_{\mathbf{S}(\omega,\Omega)} , \quad \forall \mathbf{u} \in \mathbf{V}_{\mathcal{S}}(\omega,\Omega) .$$

where C is a positive constant that is independent of \mathbf{u} .

Now, with uniform positive-definiteness of the elasticity tensor (theorem 3.9-1 of Ciarlet [16]) and uniform positive-definiteness of the elasticity tensor of the shell (theorem 4.4-1 of Ciarlet [16]), it is a trivial task to prove that $J(\mathbf{u})$ is coercive, Fréchet differentiable and strictly-convex for \mathbf{u} . A rigorous proof is found in section 3.4 of Jayawardana [23]. \square

Note that by $\mathbf{v}|_{\partial\Omega_0}$ and $\mathbf{v}|_{\omega}$ we mean in a trace sense. Also, note that the displacement \mathbf{u} restricted to the boundary ω should be understood in the context of the statement. For example, by $\int_{\omega} \mathbf{u} \, d\omega$ we mean that $\int_{\omega} \mathbf{u}|_{\omega} \, d\omega$, where $\mathbf{u}|_{\omega}$ is in a trace sense, and we often neglect the term $|_{\omega}$ for convenience.

2.1. Equations of Equilibrium

We assume that $\mathbf{u} \in C^2(\Omega; \mathbb{R}^3)$ with $u^{\alpha}|_{\omega} \in C^3(\omega)$ and $u^3|_{\omega} \in C^4(\omega)$, and thus, theorem 1 implies that the *governing equations of the elastic foundation* can be expressed as

$$\bar{\nabla}_i T_j^i(\mathbf{u}) + f_j = 0 , \quad \forall j \in \{1, 2, 3\} ,$$

and the *boundary conditions of the elastic foundation* can be expressed as

$$\mathbf{u}|_{\partial\Omega_0} = \mathbf{0} , \tag{3}$$

$$\bar{n}_i T_j^i(\mathbf{u})|_{\{\partial\Omega \setminus \{\omega \cup \partial\Omega_0\}\}} = 0 , \quad \forall j \in \{1, 2, 3\} , \tag{4}$$

where the Dirichlet boundary condition (3) is often referred to as the *zero-displacement* boundary condition and the Robin boundary condition (4) is often referred to as the *stress-free* boundary condition.

Now, the *governing equations of the overlying shell* can be expressed as

$$\begin{aligned}
& \nabla_\alpha \tau_\beta^\alpha(\mathbf{u}) + \frac{2}{3} h^2 F_{[\text{II}]\beta}^\alpha \nabla_\gamma \eta_\alpha^\gamma(\mathbf{u}) \\
& \quad + \frac{1}{3} h^2 (\nabla_\gamma F_{[\text{III}]\beta}^\alpha) \eta_\alpha^\gamma(\mathbf{u}) - \frac{1}{h} \text{Tr}(T_\beta^3(\mathbf{u})) + f_{0\beta} = 0, \quad \forall \beta \in \{1, 2\}, \\
& F_{[\text{III}]\alpha}^\gamma \tau_\gamma^\alpha(\mathbf{u}) - \frac{1}{3} h^2 \nabla_\alpha (\nabla_\gamma \eta^{\alpha\gamma}(\mathbf{u})) \\
& \quad + \frac{1}{3} h^2 F_{[\text{II}]\alpha}^\delta F_{[\text{III}]\gamma}^\alpha \eta_\delta^\gamma(\mathbf{u}) - \frac{1}{h} \text{Tr}(T_3^3(\mathbf{u})) + f_{03} = 0,
\end{aligned}$$

where $\text{Tr}(T_j^3(\mathbf{u})) = T_j^3(\mathbf{u})|_\omega$ and $\text{Tr}(\cdot)$ is the trace operator (see section 5.5 of Evans [17]), and the boundary conditions of the overlying shell

$$\begin{aligned}
& [n_\alpha \tau_\beta^\alpha(\mathbf{u}) + \frac{2}{3} h^2 n_\gamma F_{[\text{III}]\beta}^\alpha \eta_\alpha^\gamma(\mathbf{u})]|_{\partial\omega} = \tau_{0\beta}, \quad \forall \beta \in \{1, 2\}, \\
& -\frac{1}{3} h^2 n_\gamma \nabla_\alpha \eta^{\alpha\gamma}(\mathbf{u})|_{\partial\omega} = \tau_{03}, \\
& \partial_\beta(u^3|_\omega)|_{\partial\omega} = 0, \quad \forall \beta \in \{1, 2\},
\end{aligned} \tag{5}$$

where the Neumann boundary condition (5) is often referred to as the *zero-slope* boundary condition. Due to the zero-slope boundary conditions one cannot apply external moments to the boundary of the shell. If one requires to apply boundary moments to the shell, then one must assume that $\partial_\beta(u^3|_\omega)|_{\partial\omega}$ are unknowns. Neglecting the final step of the proof of theorem 1 implies that a unique solution can be found even if one omits the zero-slope conditions. This implies that one can apply boundary moments to the shell, i.e. $n_\alpha \eta_\beta^\alpha(\mathbf{u})|_{\partial\omega} = \eta_{0\beta}$, $\forall \beta \in \{1, 2\}$, where $\boldsymbol{\eta}_0 \in \mathbf{L}^2(\partial\omega)$ is an external change in moments density field. However, from our numerical analysis we found that omitting the zero-slope boundary conditions leads to an ill-posed fourth-order finite-difference problem; thus, we insist upon the zero-slope boundary conditions.

2.2. A Numerical Example

To conduct numerical experiments, assume that one is dealing with overlying shell with a thickness h that is bonded to an elastic foundation, where the unstrained configuration of the foundation is an infinitely long annular semi-prism parametrised by the diffeomorphism $\bar{\mathbf{X}}(x^1, x^2, x^3) = (x^1, a \sin(x^2), b \cos(x^2))_\text{E} + x^3(\varphi(x^2))^{-1}(0, b \sin(x^2), a \cos(x^2))_\text{E}$, where $\varphi(x^2) =$

$(b^2 \sin^2(x^2) + a^2 \cos^2(x^2))^{\frac{1}{2}}$, $x^1 \in (-\infty, \infty)$, $x^2 \in (-\frac{1}{2}\pi, \frac{1}{2}\pi)$, $x^3 \in (-L, 0)$, and a is the horizontal radius and b is the vertical radius of the upper surface. Let $\mathbf{u} = (0, u^2(x^2, x^3), u^3(x^2, x^3))$ is the displacement field, and thus, the governing equations of the foundation can be expressed as

$$\begin{aligned} (\bar{\lambda} + \bar{\mu})\partial^2 (\bar{\nabla}_i u^i) + \bar{\mu}\bar{\Delta}u^2 &= 0, \\ (\bar{\lambda} + \bar{\mu})\partial^3 (\bar{\nabla}_i u^i) + \bar{\mu}\bar{\Delta}u^3 &= 0, \end{aligned}$$

where $\bar{\Delta} = \bar{\nabla}_i \bar{\nabla}^i$ is the vector-Laplacian operator in the curvilinear space (see page 3 of Moon and Spencer [25]) with respect to Ω^{New} .

Now, eliminating x^1 dependency, remaining boundaries can be express as

$$\begin{aligned} \partial\Omega^{\text{New}} &= \bar{\omega}^{\text{New}} \cup \partial\Omega_0^{\text{New}} \cup \partial\Omega_f^{\text{New}}, \\ \omega^{\text{New}} &= \{(-\frac{1}{2}\pi, \frac{1}{2}\pi) \times \{-0\}\}, \\ \partial\Omega_0^{\text{New}} &= \{(-\frac{1}{2}\pi, \frac{1}{2}\pi) \times \{-L\}\}, \\ \partial\Omega_f^{\text{New}} &= \{\{-\frac{1}{2}\pi\} \times (-L, 0)\} \cup \{\{\frac{1}{2}\pi\} \times (-L, 0)\}. \end{aligned}$$

Thus, the boundary conditions we impose on the foundation reduce to

$$\begin{aligned} u^2|_{\bar{\omega}^{\text{New}}} &= 0 \text{ (zero-Dirichlet)}, \\ u^3|_{\bar{\omega}^{\text{New}}} &= 0 \text{ (zero-Dirichlet)}, \\ [(\bar{\psi}_2)^2 \partial_3 u^2 + \partial_2 u^3]|_{\partial\Omega_f^{\text{New}}} &= 0 \text{ (zero-Robin)}, \\ [(\bar{\lambda} + 2\bar{\mu})\partial_2 u^2 + \bar{\lambda}(\partial_3 u^3 + \bar{\Gamma}_{22}^2 u^2 + \bar{\Gamma}_{23}^2 u^3)]|_{\partial\Omega_f^{\text{New}}} &= 0 \text{ (zero-Robin)}, \end{aligned}$$

where $\bar{\psi}_2 = \varphi(x^2) + x^3 ab(\varphi(x^2))^{-2}$.

Now, consider overlying shell's unstrained configuration, which can be described by the injective immersion $\boldsymbol{\sigma}(x^1, x^2) = (x^1, a \sin(x^2), b \cos(x^2))_{\text{E}}$, where $x^1 \in (-\infty, \infty)$ and $x^2 \in (-\frac{1}{2}\pi, \frac{1}{2}\pi)$. Thus, we may express the governing equations of the shell as

$$h\Lambda\partial_2\epsilon_2^2(\mathbf{u}) + \frac{1}{3}h^3\Lambda(2F_{[\text{II}]2}^2\partial_2\rho_2^2(\mathbf{u}) + \partial_2F_{[\text{II}]2}^2\rho_2^2(\mathbf{u})) - \text{Tr}(T_2^3(\mathbf{u})) = 0, \quad (6)$$

$$-h\Lambda F_{[\text{II}]2}^2\epsilon_2^2(\mathbf{u}) + \frac{1}{3}h^3\Lambda(\Delta\rho_2^2(\mathbf{u}) - F_{[\text{II}]2}^2F_{[\text{II}]2}^2\rho_2^2(\mathbf{u})) + \text{Tr}(T_3^3(\mathbf{u})) = 0, \quad (7)$$

where

$$\begin{aligned}\text{Tr}(T_2^3(\mathbf{u})) &= \bar{\mu} \left((\bar{\psi}_2)^2 \partial_3 u^2 + \partial_2 u^3 \right) |_{\omega^{\text{New}}} , \\ \text{Tr}(T_3^3(\mathbf{u})) &= [\bar{\lambda} (\partial_2 u^2 + \bar{\Gamma}_{22}^2 u^2 + \bar{\Gamma}_{23}^2 u^3) + (\bar{\lambda} + 2\bar{\mu}) \partial_3 u^3] |_{\omega^{\text{New}}} ,\end{aligned}$$

and where $\mathbf{u}|_{\bar{\omega}^{\text{New}}} = (0, u^2(x^2, 0), u^3(x^2, 0))$ is the displacement field of the shell, $\Delta = \nabla_\alpha \nabla^\alpha$ is the vector-Laplacian in curvilinear plane with respect to ω^{New} , $\psi_2 = \varphi(x^2)$ and

$$\Lambda = 4\mu \frac{\lambda + \mu}{\lambda + 2\mu} .$$

Now, eliminating x^1 dependency we can express the remaining boundaries as

$$\begin{aligned}\partial\omega^{\text{New}} &= \partial\omega_{T_0}^{\text{New}} \cup \partial\omega_{T_{\max}}^{\text{New}} , \\ \partial\omega_{T_0}^{\text{New}} &= \{0\} , \\ \partial\omega_{T_{\max}}^{\text{New}} &= \{\pi\} .\end{aligned}$$

Thus, the boundary conditions of the shell reduce to

$$\begin{aligned}[\Lambda \epsilon_2^2(\mathbf{u}) + \frac{2}{3} h^2 \Lambda F_{[\text{II}]2}^2 \rho_2^2(\mathbf{u})] |_{\partial\omega_{T_0}^{\text{New}}} &= \tau_0 \text{ (traction)}, \\ [\Lambda \epsilon_2^2(\mathbf{u}) + \frac{2}{3} h^2 \Lambda F_{[\text{II}]2}^2 \rho_2^2(\mathbf{u})] |_{\partial\omega_{T_{\max}}^{\text{New}}} &= \tau_{\max} \text{ (traction)}, \\ \partial_2 \rho_2^2(\mathbf{u}) |_{\partial\omega^{\text{New}}} &= 0 \text{ (zero-pressure)}, \\ \partial_2 u^3 |_{\partial\omega^{\text{New}}} &= 0 \text{ (zero-Neumann)}.\end{aligned}$$

Despite the fact that the original problem is three-dimensional, it is now a two-dimensional problem as the domain now resides in the set $\{(x^2, x^3) \mid (x^2, x^3) \in [-\frac{1}{2}\pi, \frac{1}{4}\pi] \times [-L, 0]\}$. Even though theorem 1 is only valid for bounded domains, we show that the reduced two-dimensional problem is still numerically sound.

To conduct numerical experiments we use the second-order accurate fourth-order derivative iterative-Jacobi finite-difference method. As we are dealing with curvilinear coordinates, the grid dependence that is introduced in the discretisation of the (reduced two-dimensional) domain implies that the condition $\psi_0 \Delta x^2 \leq \Delta x^3$, $\forall \psi_0 \in \{\bar{\psi}_2(x^2, x^3) \mid x^2 \in [-\frac{1}{2}\pi, \frac{1}{2}\pi] \text{ and } x^3 \in [-L, 0]\}$

must be satisfied, where Δx^j is a small increment in x^j direction. For our purposes we use $\Delta x^2 = \frac{1}{N-1}\pi$ and $\psi_0 = \bar{\psi}_2(\frac{1}{4}\pi, 0)$, where $N = 250$. We also keep the values $a = 2$, $L = 1$, $\bar{E} = 10^3$, $\bar{\nu} = \frac{1}{4}$, $\tau_0 = 1$ and $\tau_{\max} = 1$ fixed for all experiments.

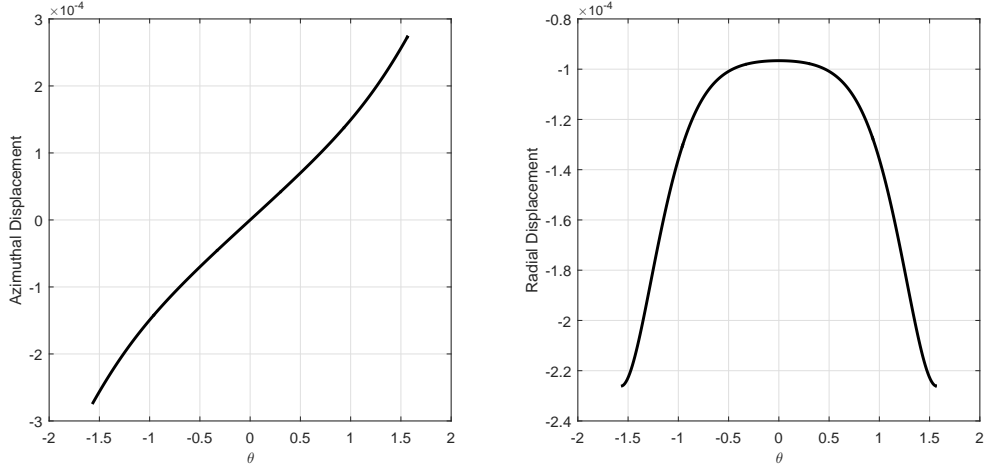


Figure 1: Displacement field of the bonded shell model at the contact region.

Figure 1 is calculated with the values $b = 2$, $h = \frac{1}{4}$, $E = 6000$ and $\nu = \frac{1}{4}$, and it shows the azimuthal (i.e. u^2) and the radial (i.e. u^3) displacements at the contact region ω^{New} . The maximum azimuthal displacements are observed at $x^2 = \pm\frac{1}{2}\pi$, with respective azimuthal displacements of $u^2 = \pm 2.75 \times 10^{-4}$. The maximum radial displacement is observed at $x^2 = \pm\frac{1}{2}\pi$, with a radial displacement $u^3 = -2.26 \times 10^{-4}$. Note that all numerical codes are available at <http://discovery.ucl.ac.uk/id/eprint/1532145>.

3. Comparison Against the Two-Body Problem

It is asymptotically shown, most notably by Aghalovyan [26], that stiffer (has high Young's modulus) the thin body is relative to the thicker foundation, then more accurate the shell model will be, where these analyses conducted by often neglecting the planar solution. Also, it is generally regarded in the field of flexible and stretchable electronics that the thin layer must be very stiff in comparison with the thicker foundation for mathematical models such as plates or films on elastic foundations (shell or mem-

branes on elastic foundations for our case) to be valid [9], where such analyses only concern with the planar effects. However, should one substitute $(x^2, x^3) \rightarrow (\bar{x}^2, L\bar{x}^3)$ and $(u^2, u^3) \rightarrow (\bar{u}^2, L\bar{u}^3)$ in to equations (6) and (7), and examine \bar{u}^2 terms, one finds that the only valid asymptotic scaling of significant is $\phi = 2a\alpha E(e) \sim 1$ where $E(e) = E(\frac{1}{2}\pi, e)$ is the complete elliptic integral of the second kind, $E(x^2, e) = \int_0^{x^2} (1 - e^2 \sin^2(\theta))^{\frac{1}{2}} d\theta$ is the incomplete elliptic integral of the second kind, $e = (1 - (b/a)^2)^{\frac{1}{2}}$ is the elliptical modulus (see chapter 17 of Abramowitz *et al.* [27]) and $\alpha = (\bar{\mu}/(hL\Lambda))^{\frac{1}{2}}$. This is further justified by the extended Baldelli and Bourdin's model (1), as when applied to the case that we introduced in section 2.2, we find a solution of the form

$$w^2(x^2) = \frac{\sinh(a\alpha E(x^2, e))}{\alpha\Lambda\varphi(x^2) \cosh(a\alpha E(e))}, \quad (8)$$

where $\tau_0, \tau_{\max} = 1$ and $\{h\Lambda \sim L^{-1}\bar{\mu}(\text{meas}(\boldsymbol{\sigma}(\omega^{\text{New}}); \mathbf{E}))^2, \Lambda h \gg (\bar{\lambda} + 2\bar{\mu})L, hB_{22}^{22}F_{[\text{II}]2}^2F_{[\text{II}]2}^2 \sim L^{-1}(\bar{\lambda} + 2\bar{\mu})\}$ (modified as ω is now no longer bounded). By examining the solution (8), one can see that even extended Baldelli and Bourdin's model (1) is only valid when $\phi \approx 1$ (see section 3.6 of Jayawardana [23]), i.e. there exists an optimal value for the Young's modulus of the thin body where the error (of the planar solution when approximating the thin body with a shell or a membrane) is a minimum. Thus, our goal in this section is to determine how the relative error between the two-body problem (where the thin layer is not approximated by a shell) and our overlying shell model behaves for various values of $\delta E = E/\bar{E}$, $\delta\nu = \nu/\bar{\nu}$, $\delta h = h/L$, and $\delta b = b/a$. Note that we assume the default values $\delta b = 1$, $\delta h = \frac{1}{8}$, $\delta E = 8$ and $\delta\nu = 1$, unless it strictly says otherwise.

For the benchmark model, we numerically model the overlying body as a three-dimensional body and we do not approximate this body as a shell or otherwise. Thus, the displacement fields of the bonded two-body elastic problem are obtained by the use of the standard equilibrium equations in the linear elasticity theory.

In accordance with the framework that is introduced in section 2.2, the overlying body is restricted to the region $x^3 \in (0, h)$. Thus, we can express

the governing equations of the overlying body as

$$\begin{aligned}(\lambda + \mu)\partial^2 (\bar{\nabla}_i v^i) + \mu\bar{\Delta}v^2 &= 0 , \\ (\lambda + \mu)\partial^3 (\bar{\nabla}_i v^i) + \mu\bar{\Delta}v^3 &= 0 ,\end{aligned}$$

where $\mathbf{v} = (0, v^2(x^2, x^3), v^3(x^2, x^3))$ is the displacement field of the overlying body, and the boundary conditions of the overlying body as

$$\begin{aligned}[(\lambda + 2\mu)\partial_2 v^2 + \lambda(\partial_3 v^3 + \bar{\Gamma}_{22}^2 v^2 + \bar{\Gamma}_{23}^2 v^3)]|_{\{\partial\omega_{T_0}^{\text{New}} \times [0, h]\}} &= \tau_0 \text{ (traction)}, \\ [(\lambda + 2\mu)\partial_2 v^2 + \lambda(\partial_3 v^3 + \bar{\Gamma}_{22}^2 v^2 + \bar{\Gamma}_{23}^2 v^3)]|_{\{\partial\omega_{T_{\text{max}}}^{\text{New}} \times [0, h]\}} &= \tau_{\text{max}} \text{ (traction)}, \\ [\lambda(\partial_2 v^2 + \bar{\Gamma}_{22}^2 v^2 + \bar{\Gamma}_{23}^2 v^3) + (\lambda + 2\mu)\partial_3 v^3]|_{\{(-\frac{1}{2}\pi, \frac{1}{2}\pi) \times \{h\}\}} &= 0 \text{ (zero-Robin)}, \\ [(\bar{\psi}_2)^2 \partial_3 v^2 + \partial_2 v^3]|_{\{\partial\omega^{\text{New}} \times [0, h]\} \cup \{(-\frac{1}{2}\pi, \frac{1}{2}\pi) \times \{h\}\}} &= 0 \text{ (zero-Robin)},\end{aligned}$$

with following equations characterising the bonding of the overlying body to the foundation

$$[u^2 - v^2]|_{\omega^{\text{New}}} = 0 , \quad (9)$$

$$[u^3 - v^3]|_{\omega^{\text{New}}} = 0 , \quad (10)$$

$$[\text{Tr}(T_3^2(\mathbf{u})) - \mu((\bar{\psi}_2)^2 \partial_3 v^2 + \partial_2 v^3)]|_{\omega^{\text{New}}} = 0 , \quad (11)$$

$$[\text{Tr}(T_3^3(\mathbf{u})) - (\lambda(\partial_2 v^2 + \bar{\Gamma}_{22}^2 v^2 + \bar{\Gamma}_{23}^2 v^3) + (\lambda + 2\mu)\partial_3 v^3)]|_{\omega^{\text{New}}} = 0 , \quad (12)$$

where equations (9) to (12) represent the continuousness of the azimuthal displacement, the radial displacement, the azimuthal stress and the radial stress respectively.

Note that as a result of the grid dependence in the curvilinear coordinates, discretisation of the overlying body must satisfy the relation $\psi_0 \Delta x^2 \leq \Delta x^3$, $\forall \psi_0 \in \{\bar{\psi}_2(x^2, x^3) \mid x^2 \in [-\frac{1}{2}\pi, \frac{1}{2}\pi] \text{ and } x^3 \in [0, h]\}$, where Δx^j is a small increment in x^j direction. For our purposes, we use $\Delta x^2 = \frac{1}{N-1}\pi$ and $\psi_0 = \bar{\psi}_2(\frac{1}{4}\pi, h)$, where $N = 250$.

Figure 2 is calculated with the values of $b = 2$, $h = \frac{1}{4}$, $E = 6000$ and $\nu = \frac{1}{4}$, and it shows the azimuthal (i.e. v^2) and the radial (i.e. v^3) displacements at the contact region ω^{New} . The maximum azimuthal displacements are observed at $(\theta =) x^2 = \pm\frac{1}{2}\pi$, with respective azimuthal displacements of $v^2 = \pm 2.78 \times 10^{-4}$. The maximum radial displacement is observed at

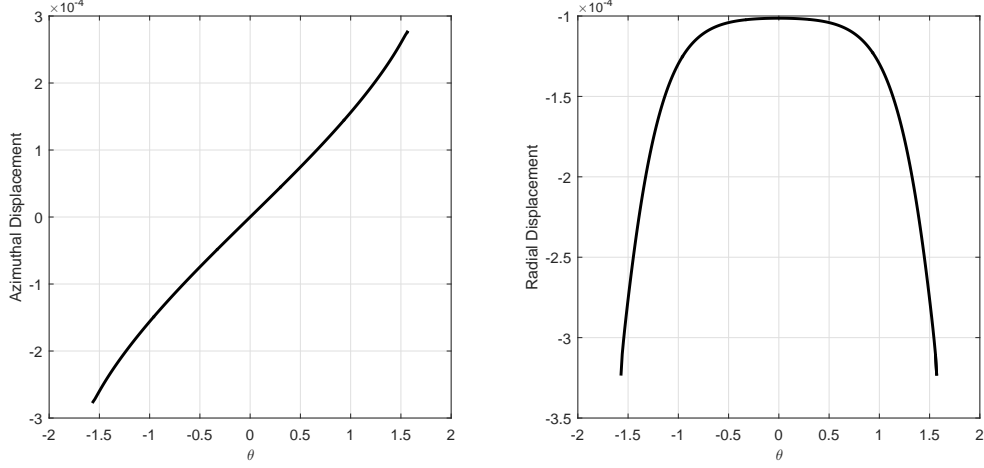


Figure 2: Displacement field of the bonded two-body model at the contact region.

$x^2 = \pm \frac{1}{2}\pi$, with a radial displacement of $v^3 = -3.24 \times 10^{-4}$.

To proceed with our error analysis, we calculate the relative error between the displacement field of the foundation predicted by our bonded shell model and by the bonded two-body elastic model by the metric

$$\text{RelativeError}(u^i) = \frac{\left(\sum_{\{kl\}} \|u_{\text{shell}}^i(y_k^2, y_l^3) - u_{\text{two-body}}^i(y_k^2, y_l^3)\|^2 \right)^{\frac{1}{2}}}{\left(\sum_{\{kl\}} \|u_{\text{shell}}^i(y_k^2, y_l^3) + u_{\text{two-body}}^i(y_k^2, y_l^3)\|^2 \right)^{\frac{1}{2}}},$$

where $y_k^2 = -\frac{1}{2}\pi + k\Delta x^2$, $y_l^3 = -L + l\Delta x^2$, $1 \leq k \leq N$ and $1 \leq l < N$.

Figure 3 shows that the azimuthal error attains a minimum at $\delta E = 6.5$ with a relative error of 0.852%. Now, this implies that increasing Young's modulus of the shell indefinitely may not result in the most accurate solutions. As for the radial error, one can see that as δE of shell increases, the radial error decreases. Now, to reduce the radial error, it appears to be a sound choice to increase Young's modulus of the shell to high values, which coincides with Aghalovyan's analysis [26].

Figure 4 shows that the azimuthal relative error attains a minimum at $\delta h = 0.125$ with a relative error of 0.927%. Now, this implies that there

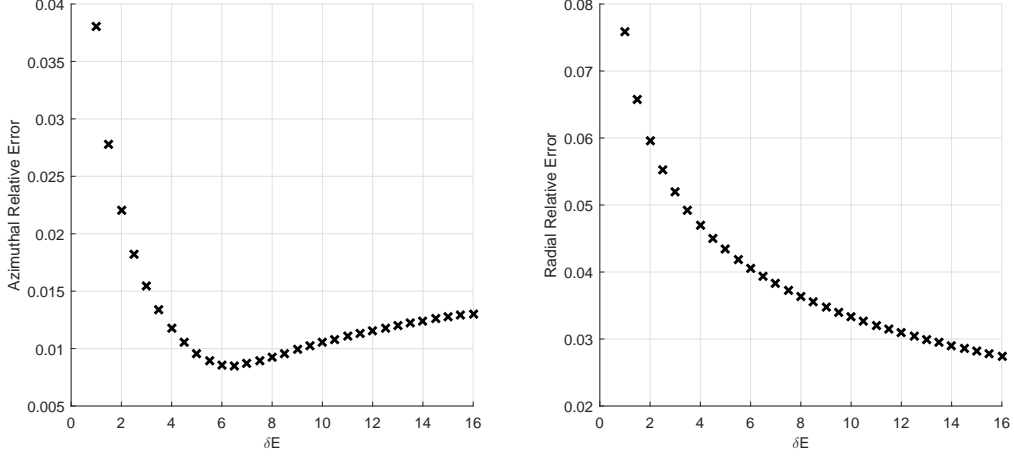


Figure 3: Relative error for δE .

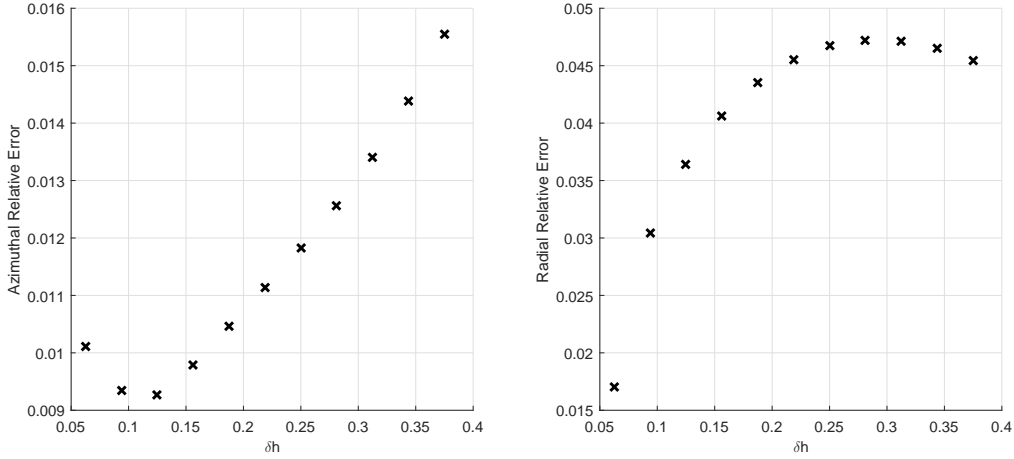


Figure 4: Relative error for δh .

exists an optimum shell thickness where the azimuthal relative error attains a minimum. As for the radial error, one can see that it attains a maximum at $\delta h = 0.25$ with a relative error of 4.67%. However, it also shows that the radial error decrease as the thickness of the shell decreases, which is consistent with hypothesis 1.

Figure 5 shows that the azimuthal error attains a minimum at $\delta \nu = 0.625$

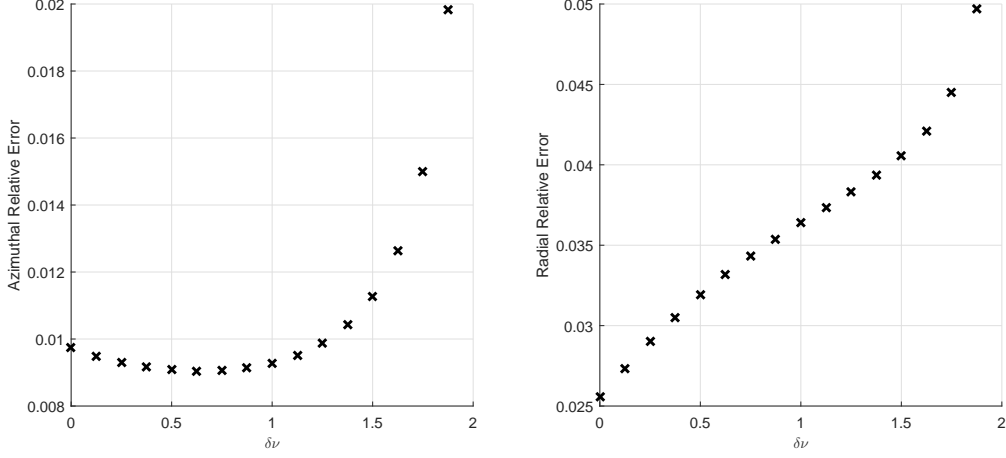


Figure 5: Relative error for $\delta\nu$.

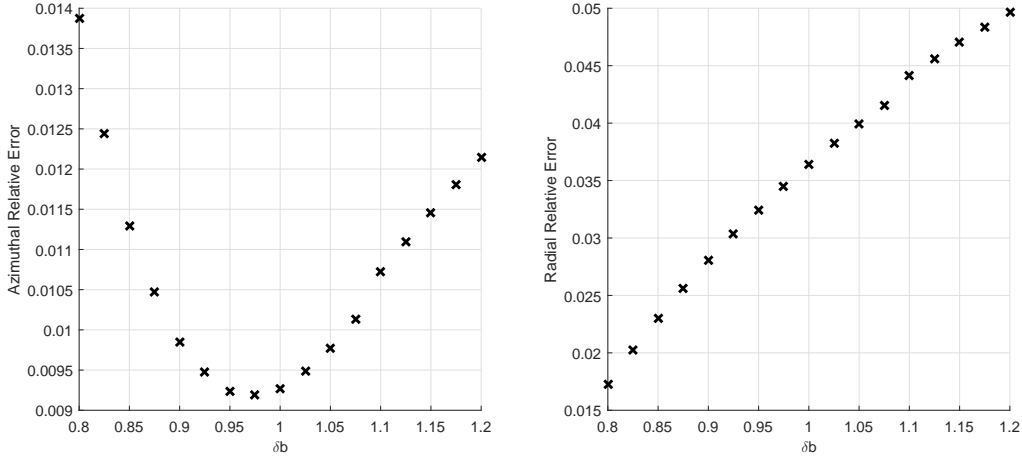


Figure 6: Relative error for δb .

with a relative error of 0.905%. Now, this implies that there exists an optimum Poisson's ratio of the shell where the azimuthal relative error is a minimum. As for the radial error, one can see that as $\delta\nu$ of shell decreases, the relative error also decreases, implying that shell with a relatively low Poisson's ratio may result in lower radial error.

Figure 6 shows that the azimuthal error attains a minimum at $\delta b = 0.975$

with a relative error of 0.920%. Now, this implies that when the mean curvature of the contact region is almost constant, the azimuthal error attains a minimum. As for the relative radial error, one can see that as δb decreases, the relative error also decreases, implying that as the curvature of the contact region decreases, the radial error also decreases in the bonded shell solution. This latter result is consistent with hypothesis 1 as we derived our bonded shell equation to be valid for relatively thin shells and for contact regions with small (but non-negative) curvatures (see assertion 1). Note that δb may be interpreted as the mean curvature at the contact region as the δb is correlated with the mean curvature (i.e. $H(x^2) = \frac{1}{2}ab(\varphi(x^2))^{-3}$) in the set $x^2 \in (-\frac{1}{2}\pi, \frac{1}{2}\pi)$.

As a final remark on our numerical analysis, the azimuthal error for all four cases coincides with our asymptotic scaling $\phi \sim 1$ as we observe minimum errors for values implied by the condition $\phi \approx 1$.

4. Conclusions

In our analysis, we studied bonded shells on elastic foundations. We derived a mathematical model for a shell bonded to an elastic foundation, by modifying Koiter's linear shell equations [1], to describe the behaviour of a shell if it is bonded to a three-dimensional elastic body. Then we used Ciarlet's [16] work to prove the existence and the uniqueness of solutions, and we explicitly derived the governing equations and the boundary conditions for the general case for a shell bonded to an elastic foundation.

Although, we shown the existence and the uniqueness of the weak solutions, we did not prove any higher regularity results, which is vital for convergence of numerical solutions. This we leave for future work.

For numerical analysis, we conducted error analysis to see how our model for shell bonded to an elastic foundation can approximate the displacement field of the foundation of a two-body contact problem model with the standard equilibrium equations of linear elasticity. Our analysis shows that the radial solution of our bonded shell model can approximate the displacement field of the foundation with a significant degree of accuracy given that Young's modulus of the shell is high, which is consistent with what is documented in the literature [26]. However, both our numerical and asymptotic

analyses show that there exist optimal values for the Young’s modulus, the Poisson’s ratio and the thickness of the shell (with respect to the foundation), and the curvature of the contact region such that we observe a minimum azimuthal error. Our numerical modelling also implies that the radial error is a minimum for a shell if it has a relatively a low Poisson’s ratio and relatively thin, and if the contact region (between the shell and the elastic foundation) has a low curvature, where the latter two conditions are consistent with our derivation of the bonded shell model.

It is often regarded in the field of stretchable and flexible electronics that the planar solution (where stretching effects are dominant) is mostly accurate when the stiffness of the thinner body (e.g. a plate, as shell, a film or a membrane) increases indefinitely. The significance of our work is that, as far as we are aware, this is the first analysis conducted on the planar solution (both by asymptotically and numerically) showing that indefinitely increasing the stiffness of the thinner body will not guarantee a more accurate solution, as there exists an optimum Young’s modulus (with respect to other variables) where the error introduced by the approximated solution (with respect to the unapproximated solution) is a minimum.

References

- [1] P. G. Ciarlet, Theory of Shells, Mathematical Elasticity, Elsevier Science, 2000.
- [2] S. R. Forrest, The path to ubiquitous and low-cost organic electronic appliances on plastic, *Nature* 428 (2004) 911–918.
- [3] M. C. Choi, Y. Kim, C. S. Ha, Polymers for flexible displays: From material selection to device applications, *Progress in Polymer Science* 33 (2008) 581–630.
- [4] G. Crawford, Flexible flat panel displays, John Wiley & Sons, 2005.
- [5] J. Lewis, Material challenge for flexible organic devices, *Materials today* 9 (2006) 38–45.
- [6] M. Pagliaro, R. Ciriminna, G. Palmisano, Flexible solar cells, *ChemSusChem* 1 (2008) 880–891.

- [7] S. Wagner, S. P. Lacour, J. Jones, I. H. Pai-hui, J. C. Sturm, Z. Li, T. and Suo, Electronic skin: architecture and components, *Physica E: Low-dimensional Systems and Nanostructures* 25 (2004) 326–334.
- [8] E. Bonderover, S. Wagner, A woven inverter circuit for e-textile applications, *Electron Device Letters, IEEE* 25 (2004) 295–297.
- [9] S. Logothetidis, *Handbook of Flexible Organic Electronics: Materials, Manufacturing and Applications*, Woodhead Publishing Series in Electronic and Optical Materials, Elsevier Science, 2014.
- [10] M. S. Yang, Liquid crystal display device and method for manufacturing the same, 1998. US Patent 5,793,460.
- [11] M. B. Song, Electronic paper display device, manufacturing method and driving method thereof, 2010. US Patent 7,751,115.
- [12] D. U. Jin, J. S. Lee, T. W. Kim, S. G. An, D. Straykhilev, Y. S. Pyo, H. S. Kim, D. B. Lee, Y. G. Mo, H. D. Kim, et al., 65.2: Distinguished paper: World-largest (6.5”) flexible full color top emission amoled display on plastic film and its bending properties, in: *SID Symposium Digest of Technical Papers*, volume 40, Wiley Online Library, pp. 983–985.
- [13] S. H. Kim, Portable display device having an expandable screen, 2001. US Patent 6,262,785.
- [14] Y. S. Kim, J. S. Park, Folder-type portable communication device having flexible display unit, 2012. US Patent 8,229,522.
- [15] H. C. Ko, G. Shin, S. Wang, M. P. Stoykovich, J. W. Lee, D. H. Kim, J. S. Ha, Y. Huang, K. C. Hwang, J. A. Rogers, Curvilinear electronics formed using silicon membrane circuits and elastomeric transfer elements, *Small* 5 (2009) 2703–2709.
- [16] P. G. Ciarlet, An introduction to differential geometry with applications to elasticity, *Journal of Elasticity* 78 (2005) 1–215.
- [17] L. C. Evans, *Partial Differential Equations*, Graduate studies in mathematics, American Mathematical Society, 2010.

- [18] D. Kay, Schaum's Outline of Tensor Calculus, McGraw Hill Professional, 1988.
- [19] M. Badiale, E. Serra, Semilinear Elliptic Equations for Beginners: Existence Results via the Variational Approach, Springer Science & Business Media, 2010.
- [20] A. A. L. Baldelli, B. Bourdin, On the asymptotic derivation of winkler-type energies from 3d elasticity, *Journal of Elasticity* (2015) 1–27.
- [21] R. A. Adams, J. J. F. Fournier, Sobolev spaces, volume 140, Academic press, 2003.
- [22] R. L. Schilling, Measures, integrals and martingales, volume 13, Cambridge University Press, 2005.
- [23] K. Jayawardana, Mathematical Theory of Shells on Elastic Foundations: An Analysis of Boundary Forms, Constraints, and Applications to Friction and Skin Abrasion, Ph.D. thesis, UCL (University College London), 2016.
- [24] J. Necas, C. G. Simader, Š. Necasová, G. Tronel, A. Kufner, Direct Methods in the Theory of Elliptic Equations, Springer Monographs in Mathematics, Springer Berlin Heidelberg, 2011.
- [25] P. Moon, D. E. Spencer, Field theory handbook: including coordinate systems, differential equations and their solutions, Springer, 2012.
- [26] L. Aghalovyan, D. Prikazchikov, Asymptotic theory of anisotropic plates and shells, World Scientific, 2015.
- [27] M. Abramowitz, I. A. Stegun, et al., Handbook of mathematical functions, volume 1046, Dover New York, 1965.