

Statistically significant tests of multiparticle quantum correlations based on randomized measurements

Andreas Ketterer,^{1,2} Satoya Imai,³ Nikolai Wyderka,⁴ and Otfried Gühne³

¹*Physikalisches Institut, Albert-Ludwigs-Universität Freiburg,
Hermann-Herder-Straße 3, 79104 Freiburg, Germany*

²*EUCOR Centre for Quantum Science and Quantum Computing,
Albert-Ludwigs-Universität Freiburg, Hermann-Herder-Str. 3, 79104 Freiburg, Germany*

³*Naturwissenschaftlich-Technische Fakultät, Universität Siegen,
Walter-Flex-Straße 3, 57068 Siegen, Germany*

⁴*Institut für Theoretische Physik III, Heinrich-Heine-Universität Düsseldorf,
Universitätsstraße 1, 40225 Düsseldorf, Germany*

We consider statistical methods based on finite samples of locally randomized measurements in order to certify different degrees of multiparticle entanglement in intermediate-scale quantum systems. We first introduce hierarchies of multi-qubit criteria, satisfied by states which are separable with respect to partitions of different size, involving only second moments of the underlying probability distribution. Then, we analyze in detail the statistical error of the estimation in experiments and present several approaches for estimating the statistical significance based on large deviation bounds. The latter allows us to characterize the measurement resources required for the certification of multiparticle correlations, as well as to analyze given experimental data in detail.

Introduction.— Noisy intermediate-scale quantum (NISQ) devices involving a few dozen qubits are considered a stepping stone towards the ultimate goal of building a fault-tolerant quantum computer. While impressive achievements have been made in this direction, e.g., in terms of the precision of the individual qubit architectures [1–3], the common challenge is to scale up the considered devices and, at the same time, maintaining the established accuracy [4, 5]. In particular, the collective performance of the whole system of interacting qubits is of central concern in this respect.

Several approaches aiming at a verification of correlation properties of such multiparticle quantum systems have been discussed in the literature [6]. On the one hand, there are efficient protocols in terms of the required measurement resources if the experiment is expected to result in specific states, e.g., entanglement witnessing [7], self-testing [8] or direct fidelity estimation [9, 10]. On the other hand, approaches which rely on few or no expectation about the underlying quantum state are usually very resource-intensive and thus do not scale favorably with increasing system sizes, e.g., quantum state tomography [11, 12]. Furthermore, intermediate strategies exist which do not aim for a full mathematical description of the system but rather focus on specific statistical properties. The latter can reduce the required measurement resources considerably at the expense of a non-vanishing statistical error and do not assume any prior information about the state [13–17].

Recently there has been much attention on protocols based on statistical correlations between outcomes of randomized measurements [18–36] (see Fig. 4). The latter allow to infer several properties of the underlying system, ranging from structures of multiparticle entanglement [23, 24, 35], over subsystem purities [28, 29], to

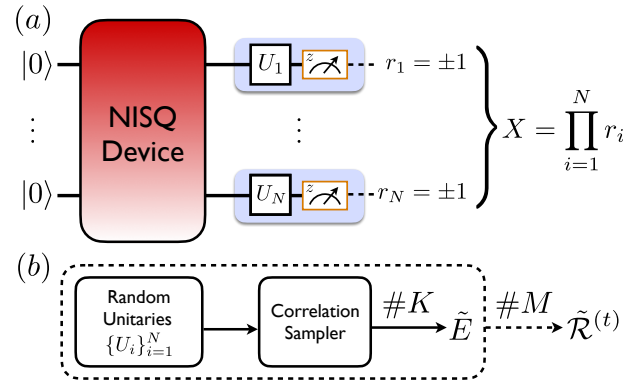


FIG. 1. Characterization of a noisy intermediate-scale quantum (NISQ) device through locally randomized measurements. (a) A measurement of N qubits in random local bases defined through the set of local unitary transformations $\{U_i\}_{i=1}^N$ resulting in a correlation sample X . (b) Repetition of the measurement protocol presented in (a) for M sets of randomly sample measurement bases and K individual projective measurements per fixed measurement basis yields an estimate of the moments (2).

fidelities with respect to certain target states or even another quantum devices [13, 32]. At the core of all those approaches is the idea to perform measurements in randomly sampled local bases leading to ensembles of measurement outcomes whose distributions provide a fingerprint of the system’s correlation properties. Concerning resources required for statistically significant tests, scaling properties have been derived for the case of bipartite entanglement [27, 33].

In this work we present detailed statistical methods to certify multiparticle entanglement structures in systems consisting of many qubits. First, we derive criteria in

terms of second moments of randomized measurements for different forms of multiparticle entanglement allowing to infer the entanglement depth. Second, we present several rigorous approaches for the analysis of the underlying statistical errors, based on large deviation bounds, which are of great relevance for practical experiments. As we will see, our results may directly be used in current experiments using Rydberg atom arrays or superconducting qubits [37–39].

Moments of random correlations.— We consider a mixed quantum state of N qubits described by the density matrix ρ . In order to characterize this state we follow a strategy based on locally randomized measurements. Each random measurement is characterized through a set of random bases $\{(|u_n^{(0)}\rangle = U_n|0_n\rangle, |u_n^{(1)}\rangle = U_n|1_n\rangle)\}_{n=1,\dots,N}$, with $\{U_n\}_{n=1,\dots,N}$ picked from the unitary group $\mathcal{U}(2)$ according to the Haar measure. Further on, we can associate to each element $(|u_n^{(0)}\rangle = U_n|0_n\rangle, |u_n^{(1)}\rangle = U_n|1_n\rangle)$, with $n \in \{1, \dots, N\}$, a direction \mathbf{u}_n on the unit sphere S^2 with components $[u_n]_i = \text{tr}[\sigma_{\mathbf{u}_n} \sigma_i]$, with $i \in \{x, y, z\}$, and $\sigma_{\mathbf{u}_n} = U_n \sigma_z U_n^\dagger$ (see Fig. 4(a)). One such random measurement then leads to the correlation function:

$$E(\mathbf{u}_1, \dots, \mathbf{u}_N) = \langle \sigma_{\mathbf{u}_1} \otimes \dots \otimes \sigma_{\mathbf{u}_N} \rangle_\rho, \quad (1)$$

which provides a random snapshot of the correlation properties of the output state ρ . In order to get a more complete picture we consider the corresponding moments

$$\mathcal{R}^{(t)} = \frac{1}{(4\pi)^N} \int_{S^2} d\mathbf{u}_1 \dots \int_{S^2} d\mathbf{u}_N [E(\mathbf{u}_1, \dots, \mathbf{u}_N)]^t, \quad (2)$$

where t is a positive integer and $d\mathbf{u}_i = \sin\theta_i d\theta_i d\phi_i$ denotes the uniform measure on the sphere S^2 . The moments (2) are by definition invariant under local unitary transformation and thus good candidates for the characterization of multiparticle correlations.

Multiparticle entanglement characterization.— One way to infer the multiparticle entanglement properties of a quantum state is to show that its structure is incompatible with that of different types of separable states. One defines k -separable states, with $k \in \{2, \dots, N\}$, as those states which cannot be written as a statistical mixture of k -fold product states $|\Psi^{(k)}\rangle = |\phi_1\rangle \otimes \dots \otimes |\phi_k\rangle$. Hence, by disproving that a quantum state belongs to the above separability classes one can infer different degrees of multiparticle entanglement, with the strongest form given by those states which are not even 2-separable and commonly referred to as genuinely multiparticle entangled (GME).

To begin with we note the well-known criterion $\mathcal{R}^{(2)} \leq 1/3^N$ which holds for all N -separable (i.e. fully-separable) states [21, 22, 40–43]. Furthermore, bi-separability bounds on combinations of second moments of marginals of three-qubit systems can be formulated [35, 44]. However, so far no useful bounds on

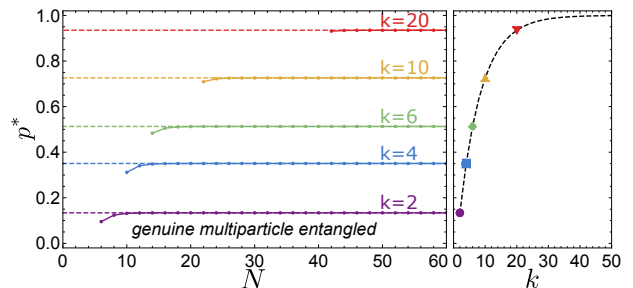


FIG. 2. Left: Threshold value p^* up to which the noisy GHZ state $\rho_{\text{GHZ}}^{(N)}(p)$ is detected to be not 2- (violet, bottom), 4- (blue), 6- (green), 10- (yellow) and 20-separable (red, top) as a function of the number of qubits N . While dots connected by solid lines represent values of p^* for even N , dashed lines correspond to the case of odd N which also represent the asymptotic values in the limit $N \rightarrow \infty$. Right: Plot of the asymptotic values of p^* in the limit aforementioned limit as a function of the parameter k . The exemplary values of the left plot are highlighted by colored markers, respectively.

the full N -qubit moments (2) for the detection of GME have been found. Here we close this gap and prove in the Supplemental Material (SM) [45] that all k -separable mixed states fulfill the bounds

$$\mathcal{R}^{(2)} \leq \frac{1}{3^{N-k+1}} \times \begin{cases} 2^{N-(2k-1)}, & N \text{ odd,} \\ 2^{N-(2k-1)} + 1, & N \text{ even,} \end{cases} \quad (3)$$

with $k = 2, \dots, \lfloor (N-1)/2 \rfloor$. Equation (3) thus provides a hierarchy of entanglement criteria whose violation for fixed k implies that the given state is at most $(k-1)$ -separable. This implies that it has an entanglement depth [51, 52] of at least $\lceil N/(k-1) \rceil$, but possibly stronger bounds for the depth can be derived based on the concept of producibility, see SM [45]. In any case, only states which are GME can reach the maximum value of the second moment $\mathcal{R}^{(2)}$ which is known to be attained by the N -qubit GHZ states [53, 54]:

$$\mathcal{R}_{|\text{GHZ}_N\rangle}^{(2)} = \frac{1}{3^N} \times \begin{cases} 2^{N-1}, & N \text{ odd,} \\ 2^{N-1} + 1, & N \text{ even.} \end{cases} \quad (4)$$

with $|\text{GHZ}_N\rangle = (|0\rangle^{\otimes N} + |1\rangle^{\otimes N})/\sqrt{2}$. Note that in systems consisting of larger local dimensions it is in general not true that states which maximize the corresponding generalized second moment $\mathcal{R}^{(2)}$ are GME [35, 53, 54].

In the following we study the performance of the criteria (3) by considering the noisy N -qubit GHZ states $\rho_{\text{GHZ}}^{(N)}(p) := p\mathbb{1}/2^N + (1-p)|\text{GHZ}_N\rangle\langle\text{GHZ}_N|$, which yields $\mathcal{R}_{\text{GHZ}}^{(2)}(p, N) = (1-p)^2 \mathcal{R}_{|\text{GHZ}_N\rangle}^{(2)}$ and thus minimizes (maximizes) $\mathcal{R}^{(2)}$ for $p=0$ ($p=1$). The threshold value of p up to which (3) is violated as a function of N and k

thus reads

$$p^* = 1 - f(N, k) \left(\frac{3}{4}\right)^{\frac{k-1}{2}}, \quad (5)$$

where $f(N, k) = 1$ for odd N and $f(N, k) = \sqrt{(4^k + 2^{N+1})/(4 + 2^{N+1})}$ for even N (see also Fig. 2). As is clear from Eq. (5), the threshold p^* is independent of N , for odd N , and coincides with the asymptotic threshold in the limit $N \rightarrow \infty$, where $f(N, k) \rightarrow 1$. The latter is strictly smaller than 1 which shows that Eq. (3) can be applied also in systems consisting of a large number of parties. Furthermore, our methods also work in the regime of low fidelities, i.e., large p^* 's, where fidelity-based witnesses fail (see Fig. 2(right)). Lastly, we note that the criteria (3) become useful only for a certain minimum number of qubits depending on the value of k , e.g., GME detection is only possible for $N > 4$, which shows that the presented methods are most useful for the characterization of large multiparticle systems.

Estimation of the moments.— In the following we assume that a finite sample of M random measurement bases is taken, each of which undergoes K individual projective measurements. We thus denote the individual outcomes of a single random measurement on N qubits by $\{r_1, \dots, r_N\}$, with $r_i = \pm 1$, and define the corresponding correlation sample as $X = \prod_{i=1}^N r_i$ (see Fig. 4(a)). Given a fixed measurement basis we can thus model the binary outcomes of X through a binomially distributed random variable \tilde{Y} with probability P , i.e., the probability that an even number of the measurement outcomes r_i result in -1 , and K trials. The corresponding unbiased estimators \tilde{P}_k of P and its k -th powers, respectively, are then given by $\tilde{P}_k = \tilde{P}_{k-1}[K\tilde{P}_1 - (k-1)]/[K - (k-1)]$, with $\tilde{P}_1 = \tilde{Y}/K$ (see SM [45]).

Further on, the unbiased estimators of the respective t -th powers of Eq. (1) read

$$\tilde{E}_t = (-1)^t \sum_{k=0}^t (-2)^k \binom{t}{k} \tilde{P}_k \quad (6)$$

which, in turn, allows us to define faithful estimators of the moments (2), resulting from M sampled measurement bases:

$$\tilde{\mathcal{R}}^{(t)} = \frac{1}{M} \sum_{i=1}^M [\tilde{E}_t]_i. \quad (7)$$

Given Eqs. (6) and (7), our goal is now to gauge the statistical error of an estimation $\tilde{\mathcal{R}}^{(t)}$ as a function of the number of subsystems N . More precisely, we aim for lower bounds on the total number of required measurement samples $M_{\text{tot}} = M \times K$ needed in order to estimate $\mathcal{R}^{(t)}$ with a precision of at least δ and confidence γ , i.e., such that $\text{Prob}(|\tilde{\mathcal{R}}^{(t)} - \mathcal{R}^{(t)}| \leq \delta) \geq \gamma$ for $M_{\text{tot}} \geq M(\gamma, t)$.

In order to achieve this goal one can exploit concentration inequalities which provide deviation bounds on the

probability $1 - \text{Prob}(|\tilde{\mathcal{R}}^{(t)} - \mathcal{R}^{(t)}| \leq \delta)$, i.e., the probability that the estimator deviates from the mean value by a certain margin. In the SM [45] we discuss three such approaches which differ in their assumptions on the random variable $\tilde{\mathcal{R}}^{(t)}$, based on the Chebyshev-Cantelli and Bernstein inequality, as well as a more general approach using Chernoff bounds [55]. For instance, for the Chebyshev-Cantelli inequality this leads to a minimal two-sided error bar of $\tilde{\mathcal{R}}^{(t)}$ that guarantees the confidence γ :

$$\delta_{\text{err}}(\gamma) = \sqrt{\frac{1+\gamma}{1-\gamma} \text{Var}(\tilde{\mathcal{R}}^{(t)})}, \quad (8)$$

where $\text{Var}(\tilde{\mathcal{R}}^{(t)})$ denotes the variance of the estimator (7) which can be evaluated using the properties of the binomial distribution. For instance, in case of the second moment $\mathcal{R}^{(2)}$ we find that the variance reads

$$\text{Var}(\tilde{\mathcal{R}}^{(2)}) = \frac{1}{M} \left[A(K)\mathcal{R}^{(4)} + B(K)\mathcal{R}^{(2)} + C(K) - \left(\mathcal{R}^{(2)}\right)^2 \right], \quad (9)$$

with $A(K) = (K-2)(K-1)C(K)/2$, $B(K) = 2(K-2)C(K)$ and $C(K) = 2/[K(K-1)]$ which are determined through the properties of the binomial distribution (see SM [45] for a derivation).

Hence, the precision of an estimation of the second moment is determined through Eqs. (8) and (9) and thus depends on the state under consideration. However, by bounding the variance (9) from above we can consider a worst-case scenario and determine the required values of M and K in order to reach a precision of at least δ with confidence γ [45]. To do so, we use the conjecture that the maximum of the fourth moment $\mathcal{R}^{(4)}$, for $N > 4$, is attained by the N -qubit GHZ states. While this assumption is backed by numerical evidence we leave its proof for future investigations.

In Fig. 3(a) we present the scaling of the required number of random measurement bases M with the number of subsystems N for different values of K . First, we note that the present statistical treatment allows for an improvement over the 3^N measurement settings that are required in order to evaluate the second moment exactly using a quantum design [21–24], at the expense of a non-zero statistical error from the unitary sampling. Second, the required number of random measurement settings M depends strongly on the chosen number of projective measurements per random unitary. More precisely, the different curves in Fig. 3(a) scale as $\mathcal{O}(1.2^N)$ up to a certain threshold value that depends on the number K . After this threshold the scaling with the number of qubits increases to $\mathcal{O}(2.25^N)$.

Hence, the minimum of $M_{\text{tot}} = M \times K$ is reached for an optimal ratio between M and K which can be obtained analytically (see SM [45]) leading to $M_{\text{tot}}^{(\text{opt})} = M(K^{(\text{opt})}) \times K^{(\text{opt})}$, as presented in Fig. 3(b). We

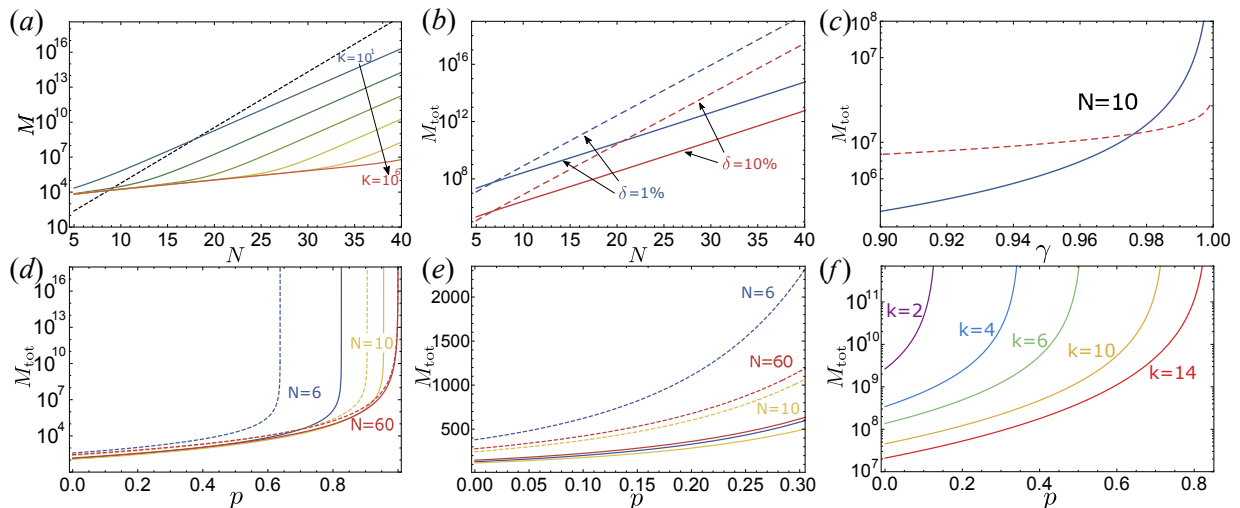


FIG. 3. (a) Number M of sampled measurement bases required to estimate $\mathcal{R}^{(2)}$ with an accuracy of at least 10% and confidence $\gamma = 90\%$ as a function of the number of subsystems N for $K = 10, 10^2, \dots, 10^6$ (solid curves from top to bottom), based on Chebyshev-Cantelli inequality. The black dashed line indicates the required measurement settings in order to exactly determine $\mathcal{R}^{(2)}$. (b) Total measurement budget $M_{\text{tot}}^{(\text{opt})}$ required for an estimation of $\mathcal{R}^{(2)}$ with accuracy $\delta = 1\%$ (blue curve) and 10% (red curve) as a function of N obtained from Chebyshev-Cantelli (solid) and Bernstein (dashed) inequality. (c) $M_{\text{tot}}^{(\text{opt})}$ as a function of γ for $N = 10$ and $\delta = 10\%$ obtained from Chebyshev-Cantelli (solid) and Bernstein (dashed) inequality. (d,e) Measurement budget $M_{\text{tot}}^{(\text{opt})}$ obtained from Chebyshev-Cantelli inequality required to certify with confidence $\gamma = 90\%$ that $\rho_{\text{GHZ}}^{(N)}(p)$ is entangled (solid lines) or not in the W -class (dashed lines) for $N = 6$ (blue), $N = 10$ (yellow), and $N = 60$ (red) qubits as a function of the p . (e) Zoom in of (d) for $0 \leq p \leq 0.3$. (f) Same plot as in (d) but for the violation of the k -separability criteria (3), with $k = 2$ (violet, left), 4 (blue), 6 (green), 10 (yellow) and 14 (red, right), for $N = 30$.

thus find that the total measurement budget follows an overall scaling law of approximately $\mathcal{O}(1.5^N)$. Furthermore, while the required measurement resources increase slightly with higher precision, i.e., smaller δ , the asymptotic scaling remains the same. As comparison, we present in the same figure the value $M_{\text{tot}}^{(\text{opt})}$ obtained by the Bernstein inequality approach. The latter avoids the additional assumption about the upper bound on the variance (9) but it leads to a worse scaling with growing system size. On the other hand, given a fixed system size, the scaling of $M_{\text{tot}}^{(\text{opt})}$ with the confidence γ is improved, as illustrated in Fig. 3(c).

Finite statistics entanglement characterization.— In order to certify the violation of one of the on k -separability bounds (3) one has to ensure that the statistical error δ of $\tilde{\mathcal{R}}^{(2)}$ does not exceed the amount of the observed violation. This can be ensured by choosing the total number of measurements appropriately according to the previously discussed methods. Even more, since we aim to exclude the hypothesis that the state is, e.g., k -separable, we can improve our procedure by invoking upper bounds on the variances (9) for k -separable states, respectively, instead of the overall upper bound used in Fig. 3(a-c). As this can only be done using the Chebyshev-Cantelli inequality we will focus on this approach in the following.

We demonstrate the above procedure using again the

state $\rho_{\text{GHZ}}^{(N)}(p)$ and first determine the total number of measurements $M_{\text{tot}}^{(\text{opt})}$ required in order to certify that it is not fully-separable and not in the class of W -type entangled states [21–24] (see Fig. 3(d,e)). We find that already moderate numbers of less than $M_{\text{tot}}^{(\text{opt})} = 2000$ are enough to certify their violation for up to $N = 60$ qubits. Divergences displayed in Fig. 3(d) are generally due to the asymptotically decreasing difference between the true value of $\mathcal{R}^{(2)}$ of the state under consideration and the respective bound of the targeted criterion. A similar behavior can be observed for the violation of different degrees of k -separability (see Fig. 3(f)). In this case $M_{\text{tot}}^{(\text{opt})}$ is generally on a higher level due to the increasing tightness of the bounds (3) for smaller k .

Experimental implications.— Lastly, in order to demonstrate the applicability of our framework, we refer to recent experiments producing GHZ states with limited fidelity [37–39, 56]. For instance, in Ref. [37] a GHZ state of 11 qubits was produced with fidelity $F \approx 0.75$. By applying our formalism we can thus show that the state contains at least 5- or 7-particle entanglement by performing in total of the order of 10^5 or 10^6 measurements, respectively (see SM [45] for the precise numbers). Note that these numbers are still moderate in comparison to performing a full state tomography. Furthermore, we can show that the 20 qubit GHZ state

of fidelity $F \approx 0.44$ (see Ref. [37]) contains at least 4- or 5-particle entanglement by performing in total of the order of 10^7 measurements. We emphasize that such insights cannot be reached in terms of the fidelity, since fidelities up to $1/2$ can be reproduced by fully separable states.

Conclusions.— We have discussed statistical methods allowing for the characterization of multiparticle quantum systems based on randomized measurements. In particular, we presented novel criteria for the detection of different types of multiparticle correlations of N qubit systems, including genuine multiparticle entanglement, based on the lowest non-vanishing moment only. Furthermore, we carried out a detailed analysis of the involved statistical errors enabling an estimation

of the statistical significance of our methods. Lastly, we applied the developed framework in order to certify different types of multiparticle entanglement based on finite statistics and discussed applications to experiments in the noisy intermediate regime.

We thank Lukas Knips for discussions. AK acknowledges support by the Georg H. Endress foundation. NW acknowledges support by the QuantERA grant QuICHE and the German ministry of education and research (BMBF, grant no. 16KIS1119K). This work was supported by the Deutsche Forschungsgemeinschaft (DFG, German Research Foundation) - Projektnummern 447948357 and 440958198, and the ERC (Consolidator Grant 683107/TempoQ).

APPENDIX

I. MOMENTS OF RANDOM CORRELATIONS.

A. Definition of moments

For completeness we repeat below the main definitions presented at the beginning of the main text. There we characterized a random measurement through a set of random bases $\{(|u_n^{(0)}\rangle = U_n|0_n\rangle, |u_n^{(1)}\rangle = U_n|1_n\rangle)\}_{n=1,\dots,N}$, with $\{U_n\}_{n=1,\dots,N}$ picked from the unitary group $\mathcal{U}(2)$ according to the Haar measure μ . Further on, we associate to each element $(|u_n^{(0)}\rangle = U_n|0_n\rangle, |u_n^{(1)}\rangle = U_n|1_n\rangle)$, with $n \in \{1, \dots, N\}$, a direction \mathbf{u}_n on the unit sphere S^2 with components $[\mathbf{u}_n]_i = \text{tr}[\sigma_{\mathbf{u}_n} \sigma_i]$, with $i \in \{x, y, z\}$, and $\sigma_{\mathbf{u}_n} = U_n \sigma_z U_n^\dagger$ (see Fig. 1(a) of the main text). One such random measurement then enables us to retrieve the correlation functions:

$$E^{(\alpha_1, \dots, \alpha_{N'})}(\mathbf{u}_1, \dots, \mathbf{u}_{N'}) = \langle \sigma_{\mathbf{u}_1}^{(\alpha_1)} \dots \sigma_{\mathbf{u}_{N'}}^{(\alpha_{N'})} \rangle_\rho. \quad (10)$$

where $\sigma_{\mathbf{u}_j}^{(\alpha_j)}$ denotes the Pauli matrix $\sigma_{\mathbf{u}_j}$ with support on the α_j -th qubit, with $\alpha_j \in \{1, \dots, N'\}$ and $N' \leq N$.

The correlation functions (10) provide a random snapshot of the correlation properties of the output state ρ . In order to get a more complete picture one has to consider the corresponding moments

$$\mathcal{R}_{(\alpha_1, \dots, \alpha_{N'})}^{(t)} = \frac{1}{(4\pi)^{N'}} \int_{S^2} d\mathbf{u}_1 \dots \int_{S^2} d\mathbf{u}_{N'} \left[E^{(\alpha_1, \dots, \alpha_{N'})}(\mathbf{u}_1, \dots, \mathbf{u}_{N'}) \right]^t, \quad (11)$$

where t is a positive integer and $d\mathbf{u}_i = \sin\theta_i d\theta_i d\phi_i$ the uniform measure on the sphere S^2 . Note that in the main text we focus solely on moments evaluated with full-correlation functions, i.e., correlation functions over all N subsystems. In this case we drop the subscripts $(\alpha_1, \dots, \alpha_{N'})$ and refer to it as the respective N -qubit moment. As mentioned previously the moments (11) are by definition invariant under local unitary transformation, i.e., LU-invariant. Furthermore, due to the symmetries of the correlation functions (10) with respect to a reflection on the local Bloch spheres, e.g. $E(\mathbf{u}_1, \dots, -\mathbf{u}_i, \dots, \mathbf{u}_N) = -E(\mathbf{u}_1, \dots, \mathbf{u}_N)$, it is easy to see that all odd moments will vanish. We note that this is no longer true if one considers moments of quantum systems with larger local dimensionality [24].

In the following we will focus on the N -qubit moments and discuss several important properties. Eventually, we prove a criterion for the detection of genuine multipartite entanglement (GME) based on the second moment only.

B. Moments and spherical designs

In Refs. [23, 24] it was discussed that the integrals involved in the moments $\mathcal{R}^{(t)}$ can be replaced by an appropriate sum whenever an appropriate spherical t -design is known. In general, a spherical t -design in dimension three consist

of a finite set of points $\{\mathbf{u}_i | i = 1, \dots, L^{(t)}\} \subset S^2$ fulfilling the property

$$\frac{1}{L^{(t)}} \sum_{k=1}^{L^{(t)}} P_{t'}(\mathbf{u}_k) = \frac{1}{4\pi} \int_{S^2} du P_{t'}(\mathbf{u}), \quad (12)$$

for all homogeneous polynomials $P_{t'} : S^2 \rightarrow \mathbb{R}$, with $t' \leq t$. It thus suffices to resort to spherical t -designs as long as one is interested in calculating averages of polynomials of degree at most t over the Bloch sphere S^2 . This leads to the expression

$$\mathcal{R}^{(t)} = \frac{1}{(L^{(t)})^N} \sum_{k_1, \dots, k_N=1}^{L^{(t)}} \langle \sigma_{\mathbf{u}_{k_1}} \otimes \dots \otimes \sigma_{\mathbf{u}_{k_N}} \rangle^t. \quad (13)$$

Specifically, several concrete spherical designs on the 2-sphere S^2 for t 's up to 20 and consisting of up to 100 elements are known (see for instance Ref. [46]). See Fig. 2 of Ref. [47] for examples. Using these spherical designs the second moment can be expressed as follows

$$\mathcal{R}^{(2)} = \frac{1}{3^N} \sum_{i_1, \dots, i_N=x,y,z} E(\mathbf{e}_{i_1}, \dots, \mathbf{e}_{i_N})^2, \quad (14)$$

by summing over the three Pauli observables only. For higher order moments we need higher order designs, respectively. For instance, the fourth moment becomes

$$\mathcal{R}^{(4)} = \frac{1}{6^N} \sum_{i_1, \dots, i_N=1}^6 E(\mathbf{v}_{i_1}, \dots, \mathbf{v}_{i_N})^4, \quad (15)$$

where the $\{\mathbf{v}_i | i = 1, \dots, L^{(5)} = 12\}$ denotes the icosahedron 5-design discussed in Ref. [47]. Note that in Eqs. (14) and (15) the number of summands is $L^{(t)}/2$ because for even t one can drop the anti-parallel settings $-\mathbf{e}_i$ and $-\mathbf{v}_i$, respectively.

C. Bounds of the moments $\mathcal{R}^{(2)}$ and $\mathcal{R}^{(4)}$

Generally the moments (11) are upper and lower bounded depending on the class of quantum states under consideration. Furthermore, these bounds are in most cases dependent on the number of subsystems they are evaluated on. In this section we will summarize some known bounds thus yielding the basis for the novel GME-criterion introduced later on.

First, we consider the class $\mathcal{B}((\mathbb{C}^2)^{\otimes N})$ of all mixed N -qubit quantum states. In this case all moments $\mathcal{R}^{(t)}$ are bounded from below by zero and equality is reached for the maximally mixed state. This is easy to see as all odd moments are zero and all even moments are positive. In contrast, it is much more difficult to determine tight upper bounds of the moments. Even only for the second moment $\mathcal{R}^{(2)}$ this problem has been solved only recently. In Refs. [22, 53, 54] it was shown that the maximum value of the second moment is reached for the N -qubit GHZ state $|\text{GHZ}_N\rangle = (|0\rangle^{\otimes N} + |1\rangle^{\otimes N})/\sqrt{2}$, yielding

$$\mathcal{R}_{|\text{GHZ}_N\rangle}^{(2)} = \frac{1}{3^N} \times \begin{cases} 2^{N-1}, & N \text{ odd,} \\ 2^{N-1} + 1, & N \text{ even.} \end{cases} \quad (16)$$

This insight was derived through the relation of the second moment to so-called sector lengths. The N -sector length is basically equal to Eq. (14) if one omits the proportionality factor of $1/3^N$. Upper bounds of higher moments are unfortunately not known in general. However, we have numerical evidence that the upper bound of the fourth moment $\mathcal{R}^{(4)}$ is also reached for the GHZ state for which we find the values

$$\mathcal{R}_{|\text{GHZ}_N\rangle}^{(4)} = \frac{1}{15^N} \begin{cases} 3 \times 8^{N-1}, & N \text{ odd,} \\ 3 \times 8^{N-1} + 3^N + 3 \times 2^N, & N \text{ even.} \end{cases} \quad (17)$$

We did not find a state that has a larger fourth moment than the one of Eq. (17) except for the special case $N = 4$. In this case the bi-separable state $|\text{Bell}\rangle \otimes |\text{Bell}\rangle$ reaches a larger value than the GHZ state. However, for an $N/2$ -fold product of Bell states $|\text{Bell}\rangle^{\otimes(N/2)}$, with N even, the fourth moment reads

$$\mathcal{R}_{|\text{Bell}\rangle^{\otimes \frac{N}{2}}}^{(4)} = \frac{1}{5^{(N/2)}}. \quad (18)$$

Also, other product states like $|\text{GHZ}_{\frac{N}{2}}\rangle \otimes |\text{GHZ}_{\frac{N}{2}}\rangle$ have a smaller fourth moment than Eq. (17), which is easy to check as the moments $\mathcal{R}^{(t)}$ factorize for product states.

Second, if we consider the class of separable states $\rho_{\text{sep}} = \sum_{\alpha} p_{\alpha} \rho_{\alpha}^{(1)} \otimes \dots \otimes \rho_{\alpha}^{(N)}$ we can also derive upper bounds on the moments [23]. To do so, we simply exploit the convexity of the even moments which relies on the convexity of the monomials x^t for even t . Furthermore, we know that for $N = 1$ we find for all pure states $\mathcal{R}_{N=1}^{(2)} = \frac{1}{3}$ and $\mathcal{R}_{N=1}^{(4)} = \frac{1}{5}$. Hence, all in all we find the following bounds

$$\mathcal{R}^{(2)} \leq 1/3^N, \quad \mathcal{R}^{(4)} \leq 1/5^N, \quad (19)$$

for all separable N -qubit states ρ_{sep} .

Lastly, it has also been shown that one can derive upper bounds on the moments for different multipartite entanglement classes. For instance, in Ref. [24] it was reported that the second moment is bounded from above by

$$\mathcal{R}^{(2)} \leq \frac{5 - \frac{4}{N}}{3^N} =: \chi^{(N)}, \quad (20)$$

for all states contained in the mixed N -qubit W -class. The latter is defined as $\text{Conv}(\mathcal{W}^{(N)})$, where $\text{Conv}(\dots)$ denotes the convex hull and $\mathcal{W}^{(N)}$ the pure N -qubit SLOCC (stochastic local operations and classical communication) class.

D. Multiparticle entanglement criteria

In this section we prove the criteria introduced in Eq. (3) of the main text. We start with the case $k = 2$, i.e., the criterion allowing to detect genuinely multipartite entanglement. To do so, let us first consider a pure biseparable state of N -qubits

$$\rho_{\text{bisep}} = \rho_{N-k} \otimes \rho_k \quad (21)$$

with $k \in \{1, \dots, N/2\}$, and calculate the maximum of its second moment

$$\begin{aligned} \max_{\rho_{\text{bisep}}} \mathcal{R}_{\rho_{\text{bisep}}}^{(2)} &= \max_k \mathcal{R}_{\rho_{N-k}}^{(2)} \times \max_k \mathcal{R}_{\rho_k}^{(2)} \\ &= \frac{1}{3^N} \left\{ \begin{array}{ll} 2^{N-k-1}, & N-k \text{ odd} \\ 2^{N-k-1} + 1, & N-k \text{ even} \end{array} \right\} \times \left\{ \begin{array}{ll} 2^{k-1}, & k \text{ odd} \\ 2^{k-1} + 1, & k \text{ even} \end{array} \right\}, \end{aligned} \quad (22)$$

where we used that the maximum of an m -qubit second moment is attained for the respective m -qubit GHZ state (see Eq. (16)). Further on, if N is assumed to be even we find

$$\begin{aligned} \max_{\rho_{\text{bisep}}} \mathcal{R}_{\rho_{\text{bisep}}}^{(2)} &= \frac{1}{3^N} \max_k \left\{ \begin{array}{ll} 2^{N-k-1} \times 2^{k-1}, & k \text{ odd} \\ (2^{N-k-1} + 1) \times (2^{k-1} + 1), & k \text{ even} \end{array} \right\} \\ &= \frac{1}{3^N} \max_k \left\{ \begin{array}{ll} 2^{N-2}, & k \text{ odd} \\ 2^{N-2} + 2^{N-k-1} + 2^{k-1} + 1, & k \text{ even} \end{array} \right\} \end{aligned} \quad (23)$$

$$= \frac{1}{3^N} \left[2^{N-2} + 1 + \max_k (2^{N-k-1} + 2^{k-1}) \right] \quad (24)$$

$$= \frac{2^{N-3} + 1}{3^{N-1}}, \quad (25)$$

where we used that the function $f(k) = 2^{N-k-1} + 2^{k-1}$ is positive on the interval $[2, N/2]$ and thus takes its maximum at the boundary, i.e., for $k = 2$ or $k = N - 2$. Instead, if N is odd we find

$$\begin{aligned} \max_{\rho_{\text{bisep}}} \mathcal{R}_{\rho_{\text{bisep}}}^{(2)} &= \frac{1}{3^N} \max_k \left\{ \begin{array}{l} (2^{N-k-1} + 1) \times 2^{k-1}, \quad k \text{ odd} \\ 2^{N-k-1} \times (2^{k-1} + 1), \quad k \text{ even} \end{array} \right\} \\ &= \frac{1}{3^N} \max_k \left\{ \begin{array}{l} 2^{N-2} + 2^{k-1}, \quad k \text{ odd} \\ 2^{N-2} + 2^{N-k-1}, \quad k \text{ even} \end{array} \right\} \end{aligned} \quad (26)$$

$$= \frac{1}{3^N} \left[2^{N-2} + \max_k \left\{ \begin{array}{l} 2^{k-1}, \quad k \text{ odd} \\ 2^{N-k-1}, \quad k \text{ even} \end{array} \right\} \right] \quad (27)$$

$$= \frac{1}{3^N} \left[2^{N-2} + \max_k (2^{N-k-1}) \right] = \frac{2^{N-3}}{3^{N-1}}, \quad (28)$$

where we used that $g(k) = 2^{N-k-1}$ is positive in the interval $[2, N/2]$ and its maximum is reached for $k = 2$. In summary, we thus proved that

$$\mathcal{R}^{(2)} \leq \frac{1}{3^{N-1}} \times \begin{cases} 2^{N-3}, & N \text{ odd}, \\ 2^{N-3} + 1, & N \text{ even}. \end{cases} \quad (29)$$

for all biseparable states ρ_{bisep} . If we compare the bound (29) with the maximum value of the second moment (16) we find that for odd number of qubits $2^{N-1}/3^N > 2^{N-3}/3^{N-1}$, for all N . For even number of qubits we have $(2^{N-1} + 1)/3^N \geq (2^{N-3} + 1)/3^{N-1}$, for all N , with equality iff $N = 4$. Hence, the N -qubit second moment allows for the detection of genuine multipartite entanglement as long as $N \neq 4$. Furthermore, we note that the bounds in Eq. (29) are saturated for the states $|\text{Bell}\rangle \otimes |\text{GHZ}_{(N-2)}\rangle$.

Further on, we show that for k -separable states $\mathcal{R}^{(2)}$ obeys the bounds

$$\mathcal{R}^{(2)} \leq \frac{1}{3^{N-k+1}} \times \begin{cases} 2^{N-(2k-1)}, & N \text{ odd}, \\ 2^{N-(2k-1)} + 1, & N \text{ even}, \end{cases} \quad (30)$$

with $k = 2, \dots, \lfloor (N-1)/2 \rfloor$, a prove of which can be carried through the method of induction. Since we have proven Eq. (30) in the case $k = 2$, it remains the induction step, i.e., that the case $k + 1$ follows from k . First, assume that N is even and that for a k -separable state of $N - m$ qubits, denoted as ρ_{N-m} , the following holds

$$\mathcal{R}_{\rho_{N-m}}^{(2)} \leq \frac{1}{3^{N-m-k+1}} \times \begin{cases} 2^{N-m-(2k-1)}, & N - m \text{ odd}, \\ 2^{N-m-(2k-1)} + 1, & N - m \text{ even}. \end{cases} \quad (31)$$

Now, we consider the maximum of the second moment of an N -qubit $(k+1)$ -separable state

$$\max_{\rho_{(k+1)\text{-sep}}} \mathcal{R}_{\rho_{(k+1)\text{-sep}}}^{(2)} = \max_m \mathcal{R}_{\rho_{k\text{-sep}, N-m}}^{(2)} \times \max_m \mathcal{R}_{\rho_m}^{(2)} \quad (32)$$

where $\rho_{k\text{-sep}, x}$ denotes a k -separable state of x qubits. Further on, we know by assumption that

$$\mathcal{R}_{\rho_{k\text{-sep}, N-m}}^{(2)} \leq \frac{1}{3^{N-m-k+1}} (2^{N-m-(2k-1)} + \delta_{(N-m), \text{even}}) \quad (33)$$

and, according to Eq. (16), that

$$\mathcal{R}_{\rho_m}^{(2)} \leq \frac{1}{3^m} (2^{m-1} + \delta_{m, \text{even}}). \quad (34)$$

Consequently, the RHS of Eq. (32) becomes

$$\max_{\rho_{(k+1)\text{-sep}}} \mathcal{R}_{\rho_{(k+1)\text{-sep}}}^{(2)} = \max_m \left\{ \frac{1}{3^{N-m-k+1}} \times (2^{N-m-(2k-1)} + \delta_{(N-m), \text{even}}) \times \frac{1}{3^m} (2^{m-1} + \delta_{m, \text{even}}) \right\} \quad (35)$$

which takes its maximum for even m and thus leads to

$$\max_{\rho^{(k+1)\text{-sep}}} \mathcal{R}_{\rho^{(k+1)\text{-sep}}}^{(2)} = \frac{1}{3^{N-k+1}} \times \max_m \{(2^{N-m-(2k-1)} + 1) \times (2^{m-1} + 1)\} \quad (36)$$

$$= \frac{1}{3^{N-k+1}} \times \max_m \{(2^{N-2k} + 2^{N-m-(2k-1)} + 2^{m-1} + 1)\}, \quad (37)$$

where in the last two lines we assumed that m is even. It thus remains to maximize Eq. (37) with respect to m . The m -dependent terms of Eq. (37) can be written as $g(M) = \frac{2^{N+1-2k}}{M} + \frac{M}{2}$, with $M := 2^m$, which is convex and thus attains its maximum at the boundary $M = 2^m = 2^2$, and thus for $m = 2$. Altogether this leads to

$$\mathcal{R}^{(2)} \leq \frac{2^{N-(2k-1)}}{3^{N-k+1}}, \quad (38)$$

for even N . An analogous calculation can be carried out for odd N . We note that the respective k -separability bounds (30) are attained by the following class of pure k -separable states $|\text{Bell}\rangle^{\otimes(k-1)} \otimes |\text{GHZ}_{N-2(k-1)}\rangle$, which can be verified easily by explicitly evaluating the corresponding moment $\mathcal{R}^{(2)}$ for the respective states.

Similarly, we can formulate k -separable bounds of the fourth moment $\mathcal{R}^{(4)}$ which plays an important role for the determination of the measurement resources required in order to violate Eq. (30) with a given confidence. Based on the conjecture that for $N > 4$ the N -qubit GHZ state maximizes the fourth moment $\mathcal{R}^{(4)}$ we can show that

$$\mathcal{R}^{(4)} \leq \frac{1}{5^{k-1}} \mathcal{R}_{|\text{GHZ}_{N-2(k-1)}\rangle}^{(4)}, \quad (39)$$

using similar methods as in the proof of Eq. (30). As for the second moment $\mathcal{R}^{(2)}$, the bound in Eq. (39) is saturated for the k -separable pure states $|\text{Bell}\rangle^{\otimes(k-1)} \otimes |\text{GHZ}_{N-2(k-1)}\rangle$, with $k = 2, \dots, \lfloor (N-1)/2 \rfloor$.

E. Entanglement depth

Instead of bounding the moments $\mathcal{R}^{(t)}$ for k -separable states, one can derive bounds for the class of so-called m -producible states. The latter are characterized by the fact that they contain at least m -particle entanglement. More precisely, a pure state $|\Psi\rangle$ of N particles is called producible by m -particle entanglement, i.e., m -producible, if it can be written as

$$|\Psi\rangle = |\phi_1\rangle \otimes |\phi_2\rangle \otimes \dots \otimes |\phi_\ell\rangle \quad (40)$$

where $|\phi_i\rangle$ are states of maximally m particles and $\ell \geq N/m$. Hence, a state is called genuinely m -particle entangled if it is not producible by $(m-1)$ -particle entanglement and thus has an entanglement depth of m . As for k -separable states, the above definition can be extended to mixed states by allowing for convex combinations of m -separable states.

Based on the above definition we can proceed and derive bounds on the second moment $\mathcal{R}^{(2)}$ for m -producible states. To do so, we assume a pure m -separable states $|\Psi_m\rangle = |\phi_1\rangle \otimes |\phi_2\rangle \otimes \dots \otimes |\phi_\ell\rangle$, where $|\phi_j\rangle$ consists of m_j particles, for which we obtain

$$\mathcal{R}_{|\Psi_m\rangle}^{(2)} = \mathcal{R}_{|\phi_1\rangle}^{(2)} \times \mathcal{R}_{|\phi_2\rangle}^{(2)} \times \dots \times \mathcal{R}_{|\phi_\ell\rangle}^{(2)} \quad (43)$$

$$\leq \mathcal{R}_{|\text{GHZ}_{m_1}\rangle}^{(2)} \times \mathcal{R}_{|\text{GHZ}_{m_2}\rangle}^{(2)} \times \dots \times \mathcal{R}_{|\text{GHZ}_{m_\ell}\rangle}^{(2)} \quad (44)$$

where we used that each $\mathcal{R}_{|\phi_j\rangle}^{(2)}$ is maximized by the respective m_j -qubit GHZ state. In order to maximize the RHS of Eq. (44) we have to go simply through all possible assignments of m_j 's such that their sum equals to N . By rearranging terms we thus find:

$$\mathcal{R}_{|\Psi_m\rangle}^{(2)} \leq \left(\mathcal{R}_{|\text{GHZ}_1}\rangle^{(2)}\right)^{k_1} \left(\mathcal{R}_{|\text{GHZ}_2}\rangle^{(2)}\right)^{k_2} \times \dots \times \left(\mathcal{R}_{|\text{GHZ}_m}\rangle^{(2)}\right)^{k_m} \quad (45)$$

with $\sum_{i=1}^m ik_i = N$, and where $|\text{GHZ}_1\rangle$ and $|\text{GHZ}_2\rangle$ refer to a single qubit pure state and one of the Bell states, respectively. Finding the maximum of the RHS of Eq. (45) for a given N is thus a simple task. In Table I we give the m -producibility bounds of $\mathcal{R}^{(2)}$ for $N = 11$ and $N = 20$. Indeed, we find that for larger m 's the bounds often coincide with the k -separability bounds given in Eq. (30), but can in general also differ from. While it might be possible to derive a general and concise formula, as for k -separable states (see Eq. (30)), we leave this task for future investigations.

II. ESTIMATION OF MOMENTS WITH FINITE STATISTICS

A. General considerations

The aim of this section is to provide several methods to estimate the statistical error for the moments $\mathcal{R}^{(t)}$ if only a finite number of measurements has been performed. Before explaining the results in detail, we discuss the different strategies.

In general, in the case of finite statistics one tries to estimate the desired quantities via (unbiased) estimators. These estimators coincide with the moments $\mathcal{R}^{(t)}$ for infinite statistics, but in the finite case this is not necessarily true. Therefore, the aim is to derive deviation bounds, which give upper bounds on the probability that the estimator deviates from the mean value by a certain margin.

In the present case, the experiment has a certain structure and includes different random processes. First, one draws M different random unitaries and, for each unitary, a measurement is repeated K times. This leads to several ways to derive deviation bounds:

- One may see the entire experiment as a single random variable, neglecting the structure outlined above. In this case, one can apply the Chebyshev-Cantelli inequality, which gives deviation bounds based on the variance of the entire random variable. This requires knowledge of the variance, which, as mentioned in the main text, relies on some assumptions on the maximal values of $\mathcal{R}^{(4)}$.
- In the iteration of drawing the M different unitaries, one may see any unitary as a different external parameter. In this sense, one has M repetitions of a random variable, where the random variables are independent, but differently distributed, due to the different unitary U . For such scenarios there are tools to obtain deviation bounds, e.g., using the Bernstein inequality. Here, no additional assumptions are required.
- One may see the M different terms as independent and identically distributed variables. In each case, one draws a random unitary according to the Haar measure and determines the correlation according to the rules of quantum mechanics. For this scenario, techniques using Chernoff bounds can be applied to derive estimation

$N = 11$:

m	$\mathcal{R}_{m\text{-prod.}}^{(2)}$	(k_1, k_2, \dots, k_m)
2	$\frac{1}{729}$	$(k_1 = 1, k_2 = 5)$
3	$\frac{4}{2187}$	$(k_1 = 0, k_2 = 4, k_3 = 1)$
4	$\frac{4}{2187}$	$(k_1 = 0, k_2 = 0, k_3 = 1, k_4 = 2)$
5	$\frac{16}{6561}$	$(k_1 = 0, k_2 = 1, k_3 = 0, k_4 = 1, k_5 = 1)$
6	$\frac{176}{59049}$	$(k_1 = 0, k_2 = 0, k_3 = 0, k_4 = 0, k_5 = 1, k_6 = 1)$
7	$\frac{64}{19683}$	$(k_1 = 0, k_2 = 0, k_3 = 0, k_4 = 1, k_5 = 0, k_6 = 0, k_7 = 1)$
8	$\frac{64}{19683}$	$(k_1 = 0, k_2 = 0, k_3 = 0, k_4 = 1, k_5 = 0, k_6 = 0, k_7 = 1, k_8 = 0)$
9	$\frac{256}{59049}$	$(k_1 = 0, k_2 = 1, k_3 = 0, k_4 = 0, k_5 = 0, k_6 = 0, k_7 = 0, k_8 = 0, k_9 = 1)$
10	$\frac{256}{59049}$	$(k_1 = 0, k_2 = 1, k_3 = 0, k_4 = 0, k_5 = 0, k_6 = 0, k_7 = 0, k_8 = 0, k_9 = 1, k_{10} = 0)$

$N = 20$:

m	$\mathcal{R}_{m\text{-prod.}}^{(2)}$	(k_1, k_2, \dots, k_m)
2	$\frac{1}{59049}$	$(k_1 = 0, k_2 = 10)$
3	$\frac{1}{59049}$	$(k_1 = 0, k_2 = 10, k_3 = 0)$
4	$\frac{1}{59049}$	$(k_1 = 0, k_2 = 0, k_3 = 0, k_4 = 5)$
5	$\frac{65536}{3486784401}$	$(k_1 = 0, k_2 = 0, k_3 = 0, k_4 = 0, k_5 = 4)$
6	$\frac{65536}{3486784401}$	$(k_1 = 0, k_2 = 1, k_3 = 0, k_4 = 0, k_5 = 0, k_6 = 3)$
7	$\frac{45056}{1162261467}$	$(k_1 = 0, k_2 = 0, k_3 = 0, k_4 = 0, k_5 = 0, k_6 = 1, k_7 = 2)$
8	$\frac{43046721}{1849}$	$(k_1 = 0, k_2 = 0, k_3 = 0, k_4 = 1, k_5 = 0, k_6 = 0, k_7 = 0, k_8 = 2)$
9	$\frac{65536}{1162261467}$	$(k_1 = 0, k_2 = 1, k_3 = 0, k_4 = 0, k_5 = 0, k_6 = 0, k_7 = 0, k_8 = 0, k_9 = 2)$
10	$\frac{361}{4782969}$	$(k_1 = 0, k_2 = 0, k_3 = 0, k_4 = 0, k_5 = 0, k_6 = 0, k_7 = 0, k_8 = 0, k_9 = 0, k_{10} = 2)$

TABLE I. Numerical values of the m -producibility bounds, with $m = 2, \dots, 10$, and the respective assignments (k_1, k_2, \dots, k_m) (see Eq. (45)) of the second moment $\mathcal{R}^{(2)}$ for 11 (upper table) and 20 (lower table) qubits.

bounds in an analogous manner to the Hoeffding bound. This gives typically the best bounds, but relies again on some assumptions on the maximal values of $\mathcal{R}^{(4)}$.

In the following subsections we will explain these approaches. First, we will discuss unbiased estimators for moments. Second, we present methods based on the Chebyshev-Cantelli inequality. The central result for this approach are the error bars given in Eqs. (62, 63). Third, we explain an application of the Bernstein inequality, leading to error bars with different scaling properties, see Eq. (70). Finally, we consider the third approach. We show how Chernoff bounds can be used to derive various bounds for concrete situations. Depending on the number M of unitaries, this leads to different error estimates, see Eqs. (86, 88). All the presented methods have their advantages and disadvantages, so it depends on the concrete experiment and its data, which method is favourable.

B. Unbiased estimators and their variance

As explained in the main text we denote individual outcomes of a single random measurement on N qubits by $\{r_1, \dots, r_N\}$, with $r_i = \pm 1$, and the corresponding correlation sample as $X = \prod_{i=1}^N r_i$ (see Fig. 1(a) of the main text). Similarly, the correlation samples of subsets of N' qubits are obtained by focusing on the respective outcomes $\{r_1^{(\alpha_1)}, \dots, r_{N'}^{(\alpha_{N'})}\}$. Next, we define the probability P for obtaining the result $X = +1$, i.e., if an even number of the individual measurement outcomes r_i resulted in -1 . The corresponding unbiased estimator of P can be defined as follows $\tilde{P}_1 := Y/K$, where Y is a random variable distributed according to the binomial distribution with probability P and K trials. We thus find $\mathbb{E}_{\text{bi}}(\tilde{P}_1) = P$, where $\mathbb{E}_{\text{bi}}(\dots)$ denotes the average with respect to the binomial distribution. We note that similar methods have been employed also in Ref. [27] in the context of globally randomized measurement protocols.

Similarly, we can define unbiased estimator \tilde{P}_k for the k -th powers of P by making the ansatz $\tilde{P}_k = \sum_{i=0}^k \alpha_i (\tilde{Y}/K)^i$ and enforcing the relation $\mathbb{E}(\tilde{P}_k) = P^k$. Hence, by using only the properties of the binomial distribution we can define unbiased estimators for arbitrary powers of P . For instance, we find

$$\tilde{P}_2 = \frac{\tilde{P}_1(K\tilde{P}_1 - 1)}{K - 1} = \tilde{P}_1 \times \frac{K\tilde{P}_1 - 1}{K - 1}, \quad (46)$$

$$\tilde{P}_3 = \frac{\tilde{P}_1(K\tilde{P}_1 - 1)(K\tilde{P}_1 - 2)}{(K - 1)(K - 2)} = \tilde{P}_2 \times \frac{K\tilde{P}_1 - 2}{K - 2}, \quad (47)$$

$$\tilde{P}_4 = \frac{\tilde{P}_1(K\tilde{P}_1 - 1)(K\tilde{P}_1 - 2)(K\tilde{P}_1 - 3)}{(K - 1)(K - 2)(K - 3)} = \tilde{P}_3 \times \frac{K\tilde{P}_1 - 3}{K - 3}, \quad (48)$$

which leads recursively to the following estimator for the t -th moment

$$\tilde{P}_k = \tilde{P}_{k-1} \times \frac{K\tilde{P}_1 - (k-1)}{K - (k-1)} = \frac{\tilde{P}_1(K\tilde{P}_1 - 1)(K\tilde{P}_1 - 2) \dots (K\tilde{P}_1 - (k-1))}{(K-1)(K-2) \dots (K-(k-1))}. \quad (49)$$

Equation (49) can be easily verified to be the unbiased estimator of P^k by noting that the factorial moment of the binomial distribution reads $\mathbb{E}_{\text{bi}}[Y(Y-1) \dots (Y-(k-1))] = K!P^k/(k-t)!$ [48]. Further on, the unbiased estimators of the t -th powers of the correlations functions $E = 2P - 1$ can be obtained straightforwardly with formula

$$\tilde{E}_t = (-1)^t \sum_{k=0}^t (-2)^k \binom{t}{k} \tilde{P}_k = (-1)^t \sum_{k=0}^t (-2)^k \binom{t}{k} \left[\frac{\tilde{P}_1(K\tilde{P}_1 - 1)(K\tilde{P}_1 - 2) \dots (K\tilde{P}_1 - (k-1))}{(K-1)(K-2) \dots (K-(k-1))} \right], \quad (50)$$

which, in turn, allows us to define faithful estimators of the corresponding moments (11):

$$\tilde{\mathcal{R}}^{(t)} = \frac{1}{M} \sum_{i=1}^M [\tilde{E}_t]_i. \quad (51)$$

We note that the the subscript i refers to estimations of \tilde{E}_t for different randomly sampled local bases, thus making the $[\tilde{E}_t]_i$ i.i.d. random variables. That is, we have $\mathbb{E}_U \mathbb{E}_{\text{bi}} [(\tilde{\mathcal{R}}^{(t)})] = \mathcal{R}^{(t)}$, where $\mathbb{E}_U[\dots]$ denotes the average over local random unitaries. We thus have provided a toolbox allowing for a statistical evaluation of the moment $\mathcal{R}^{(t)}$. In

order to estimate the statistical errors of these evaluations we have to regard the variance of the respective unbiased estimators (51), that is

$$\text{Var}\left(\tilde{\mathcal{R}}^{(t)}\right) = \mathbb{E}_U \mathbb{E}_{\text{bi}} \left[(\tilde{\mathcal{R}}^{(t)} - \mathcal{R}^{(t)})^2 \right] = \mathbb{E}_U \mathbb{E}_{\text{bi}} \left[(\tilde{\mathcal{R}}^{(t)})^2 \right] - \left(\mathcal{R}^{(t)} \right)^2, \quad (52)$$

or by using Eq. (51)

$$\text{Var}\left(\tilde{\mathcal{R}}^{(t)}\right) = \frac{1}{M^2} \sum_{i=1}^M \text{Var}\left([\tilde{E}_t]_i\right), \quad (53)$$

since the $[\tilde{E}_t]_i$ are i.i.d. random variables. Hence, it suffices to evaluate the variance

$$\text{Var}\left([\tilde{E}_t]_i\right) = \mathbb{E}_U \mathbb{E}_{\text{bi}} \left[\tilde{E}_t^2 \right] - \left(\mathbb{E}_U [E^t] \right)^2 = \mathbb{E}_U \mathbb{E}_{\text{bi}} \left[\tilde{E}_t^2 \right] - \left(\mathcal{R}^{(t)} \right)^2. \quad (54)$$

where $\mathbb{E}_U \mathbb{E}_{\text{bi}} \left[\tilde{E}_t^2 \right]$ is in general a function of the moments $\mathcal{R}^{(t)}$. For instance, if we focus on the particular case $t = 2$, we find

$$\text{Var}\left([\tilde{E}_2]_i\right) = A(K)\mathcal{R}^{(4)} + B(K)\mathcal{R}^{(2)} + C(K) - \left(\mathcal{R}^{(2)} \right)^2, \quad (55)$$

with

$$A(K) := \frac{K}{K-1} - \frac{5}{K-1} + \frac{6}{(K-1)K}, \quad (56)$$

$$B(K) := \frac{4}{K-1} - \frac{8}{(K-1)K}, \quad (57)$$

$$C(K) := \frac{2}{K(K-1)}, \quad (58)$$

which leads to

$$\text{Var}\left(\tilde{\mathcal{R}}^{(2)}\right) = \frac{1}{M} \left[A(K)\mathcal{R}^{(4)} + B(K)\mathcal{R}^{(2)} + C(K) - \left(\mathcal{R}^{(2)} \right)^2 \right]. \quad (59)$$

In order to arrive at the worst case error discussed in the main text we upper bound Eq. (59) by discarding the term $(\mathcal{R}^{(2)})^2$ and using Eqs. (16) and (17) which leads to

$$\begin{aligned} \text{Var}\left(\tilde{\mathcal{R}}^{(2)}\right) &\leq \frac{1}{M} \left[A(K)\mathcal{R}_{|\text{GHZ}_N}^{(4)} + B(K)\mathcal{R}_{|\text{GHZ}_N}^{(2)} + C(K) \right] \\ &= \frac{1}{M} \left[A(K) \begin{cases} 3 \times 8^{N-1}/15^N, & N \text{ odd,} \\ (3 \times 8^{N-1} + 3^N + 3 \times 2^N)/15^N, & N \text{ even.} \end{cases} \right. \\ &\quad \left. + B(K) \times \begin{cases} 2^{N-1}/3^N, & N \text{ odd,} \\ (2^{N-1} + 1)/3^N, & N \text{ even.} \end{cases} + C(K) \right]. \end{aligned} \quad (60)$$

Hence, we found a state independent upper bound of the error on the estimator $\tilde{\mathcal{R}}^{(2)}$ which still involves a dependence on the number of subsystems N . The latter is important because the maxima of the moments tend to decrease with increasing N .

C. Estimating the deviation of $\mathcal{R}^{(2)}$ using the Chebyshev-Cantelli inequality

Using the variance bound derived in Eq. (60) we can now derive a lower bound on the number of measurements $M \times K$ that is required in order to estimate $\mathcal{R}^{(2)}$ with accuracy δ and confidence γ (see Fig. 2(a) of the main text). To do so, we first regard the two-sided Chebyshev-Cantelli (see Ref. [55]) inequality for the random variable $\tilde{\mathcal{R}}^{(t)}$ yielding

$$\text{Prob}[|\tilde{\mathcal{R}}^{(t)} - \mathcal{R}^{(t)}| \geq \delta] \leq \frac{2\text{Var}\left(\tilde{\mathcal{R}}^{(t)}\right)}{\text{Var}\left(\tilde{\mathcal{R}}^{(t)}\right) + \delta^2}, \quad (61)$$

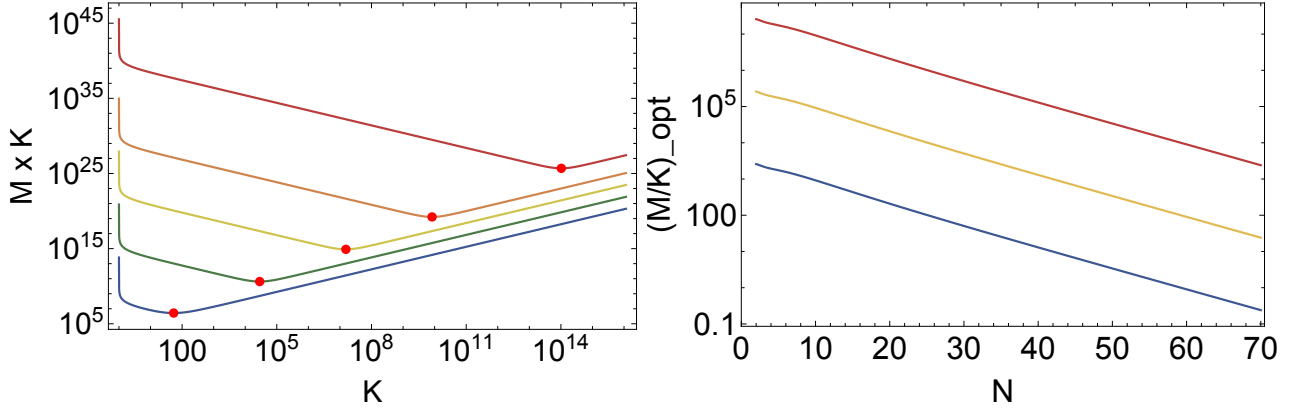


FIG. 4. Left: Total number of measurements $M_{\text{tot}} = M \times K$ as a function of K for $N = 10, 30, 50, 70$ and 100 qubits (from bottom to top) in order to estimate the second moment with a relative error of 10% and with confidence 90%. Red dots indicate the position of the optimal value $M_{\text{tot}}^{(\text{opt})}$. Right: Optimal ratio $(M/K)^{(\text{opt})}$ as a function of the number of qubits N for an estimation of the second moment with relative error 10% (blue), 5% (yellow), and 1% (red) and confidence 90%.

which, by requiring that the confidence $1 - \text{Prob}[|\tilde{\mathcal{R}}^{(t)} - \mathcal{R}^{(t)}| \geq \delta]$ of this estimation is at least γ , leads to the following minimal two-sided error bar that guarantees this confidence:

$$\delta_{\text{err}} = \sqrt{\frac{1+\gamma}{1-\gamma} \text{Var}(\tilde{\mathcal{R}}^{(t)})}. \quad (62)$$

Furthermore, for the estimation of the second moment we can impose the variance bound of Eq. (60), yielding

$$\delta_{\text{err}} \leq \sqrt{\frac{1+\gamma}{1-\gamma} \frac{1}{M} \left[A(K) \mathcal{R}_{|\text{GHZ}_N}^{(4)} + B(K) \mathcal{R}_{|\text{GHZ}_N}^{(2)} + C(K) \right]}. \quad (63)$$

Now, Eq. (62) allows us to derive the required numbers of measurements M and K in order to reach a given error δ . Since the size of the interval $[0, \mathcal{R}_{|\text{GHZ}_N}^{(2)}]$ depends on the number of subsystems N , we ask for a minimum relative error, i.e., a fraction of the length of the whole length interval. Hence, in order to achieve an estimation of the second moment with a relative error δ_{rel} and with a confidence γ we require at least the following number of random measurement settings

$$M(K) = \frac{\gamma + 1}{\gamma - 1} \frac{16 \cdot 3^N \left((K-2) \left(- (2^N + 2) \right) - 3^N \right) - (K-3)(K-2) \left(\frac{3}{5} \right)^N \left(3 \cdot 2^{N+3} + 8 \cdot 3^N + 3 \cdot 8^N \right)}{2(K-1)K(2^N + 2)^2 \delta_{\text{rel}}^2}, \quad (64)$$

which is also presented in Fig. 3(a) of the main text. Furthermore, in order to determine the optimal number of projective measurements per random measurement setting we minimize $M(K) \times K$ (see also Fig. 4(left)) with respect to K and with fixed number of parties N . To do so, we fix the desired confidence to $\gamma = 90\%$ which leads to

$$K_{\text{opt}} = 1 + \sqrt{2} \sqrt{1 - \frac{8 \cdot 5^N (2^N - 3^N + 2)}{3 \cdot 2^{N+3} + 8 \cdot 3^N + 3 \cdot 8^N}}, \quad (65)$$

which interestingly does no longer depend on the size of the error δ_{rel} . In summary, Eqs. (64) and (65) fix the ratio between M and K (see Fig. 4(right)) and thus the total number of required measurement runs $M_{\text{tot}} = M \times K_{\text{opt}}$ as a function of the system size N (see Fig. 3(b) of the main text).

D. Estimating the deviation of $\mathcal{R}^{(2)}$ using the Bernstein inequality

In this section, we provide a different route to obtain deviation bounds based on the Bernstein inequality. This inequality states the following [?]: Let $X_i \in [-c, c]$ be M independent bounded random variables, let σ_i^2 be their

variance and define $\sigma^2 = \sum_{i=1}^M \sigma_i^2 / M$. Define the average as $Z = \sum_{i=1}^M X_i / M$. Then one has the bound

$$\text{Prob}[Z - \langle Z \rangle \geq \delta] \leq \exp\left(-\frac{M\delta^2}{2\sigma^2 + 2c\delta/3M}\right). \quad (66)$$

In order to apply this, we focus on the moment $\mathcal{R}^{(2)}$ and we view the estimator in Eq. (51) as an average of M independent random variables. Then, we have to study the estimator

$$\tilde{E}_2 = 4\tilde{P}_2 - 4\tilde{P}_1 + 1 = \frac{4Y^2}{K(K-1)} - \frac{4Y}{K} + 1 \quad (67)$$

as this corresponds to the variables X_i in the Bernstein inequality. Recall that $Y \in [0, K]$ is a binomially distributed variable with probability parameter P coming from the K trials. First, one can directly verify that $\tilde{E}_2 \in [-1/(K-1), 1]$. This implies that we can take $c = 1$. Then, we have to compute the variance of \tilde{E}_2 . This is a fourth-order polynomial in Y or P . Maximizing this over the admissible values of P leads to the bound

$$\sigma_i^2 \leq \frac{2(K-1)}{K(2K-3)} \quad (68)$$

So, we obtain from the Bernstein inequality the two-sided bound

$$\text{Prob}[|\tilde{\mathcal{R}}^{(2)} - \mathcal{R}^{(2)}| \geq \delta] \leq 2 \exp\left(-\frac{M\delta^2}{\frac{4(K-1)}{K(2K-3)} + \frac{2\delta}{3M}}\right). \quad (69)$$

Requiring that the confidence $1 - \text{Prob}[|\tilde{\mathcal{R}}^{(2)} - \mathcal{R}^{(2)}| \geq \delta]$ of this estimation is at least γ , gives us the following minimal two-sided error bar that guarantees this confidence:

$$\delta_{\text{err}} = \frac{|\log[(1-\gamma)/2]|}{3M^2} \left(1 + \sqrt{1 + \frac{36(K-1)M^3}{K(2K-3)\log[(1-\gamma)/2]}}\right) \quad (70)$$

It is instructive to compare this with Eqs. (62) and (63). First, for fixed γ and large M both estimates show the same $\delta \sim 1/\sqrt{M}$ scaling. For fixed M and $\gamma \rightarrow 1$, however, the Bernstein inequality scales significantly better. If we set $\gamma = 1 - \eta$ for small η , the error bars according to the Chebyshev-Cantelli approach diverge as $\delta \sim \sqrt{1/\eta}$, while the estimate according to the Bernstein inequality diverges only logarithmically as $\delta \sim \log(1/\eta)$.

E. Estimating the deviation of $\mathcal{R}^{(2)}$ using Chernoff bounds

Finally, let us discuss approaches to derive error bars using Chernoff bounds and methods used for the proof of the Hoeffding inequality. In the end, it turns out that if M is larger than some (moderate) threshold, the bounds are strictly stronger than the ones from the Chebyshev-Cantelli inequality. The techniques for deriving these bounds are a bit technical, although most of these are standard tricks which can be found in various sources [49, 50]. Nevertheless, we present them here in some detail, as they can easily be modified to derive error bounds for some concrete experimental data.

Technical estimates for the exponential function.— We start with some technical estimates. First, we will need the bound

$$\exp(x) \leq \exp\left(\frac{1}{2\alpha}(x^2 + \alpha^2)\right) \quad (71)$$

for any $\alpha \geq 0$. This follows trivially from the fact that $(x - \alpha)^2 \geq 0$. Second, we can use the exponential series to estimate for $t \geq 0$ and $x \geq 0$

$$\exp(tx) = 1 + tx + \frac{t^2x^2}{2} \left(1 + \frac{tx}{3} + \frac{t^2x^2}{4 \cdot 3} + \dots\right) \leq 1 + tx + \frac{t^2x^2}{2} \exp(tx). \quad (72)$$

This does not hold for negative x , but for this case we can just estimate

$$\exp(tx) \leq 1 + tx + \frac{t^2x^2}{2} \exp(|tx|). \quad (73)$$

Third, we can apply a similar trick for $x \geq 0$ to write

$$\exp(t^2x) = 1 + t^2x \left(1 + \frac{t^2x}{2} + \frac{(t^2x)^2}{3 \cdot 2} + \dots\right) \geq 1 + (t^2x) \exp\left(\frac{t^2x}{2}\right). \quad (74)$$

For the later application, we combine these estimates as follows. Assume that $\alpha \geq 0$ and $\beta \geq 0$. Then we have for all $\gamma \geq 0$

$$1 + t^2\alpha \exp(t\beta) \leq 1 + t^2\alpha \exp\left[\frac{1}{2\gamma}(\beta^2t^2 + \gamma^2)\right], \quad (75)$$

which follows from Eq. (71). If we now choose γ such that

$$\frac{1}{\gamma}(\beta^2t^2 + \gamma^2) = t^2\alpha^2, \quad (76)$$

then we can apply Eq. (74) to arrive at

$$1 + t^2\alpha \exp(t\beta) \leq 1 + t^2\alpha \exp\left(\frac{t^2\alpha^2}{2}\right) \leq \exp(t^2\alpha). \quad (77)$$

Clearly, the choice in Eq. (76) can not always be made, this puts some restrictions on the parameters. In fact, Eq. (76) implies that

$$\gamma = \frac{t^2\alpha^2}{2} \pm \sqrt{\frac{t^4\alpha^4}{4} - \beta^2t^2}, \quad (78)$$

which is only compatible with a positive and real γ if

$$t^2\alpha^4 \geq 4\beta^2. \quad (79)$$

Applications to random variables.— Let us now consider a random variable $X \in [a, b]$ with $a \leq 0 \leq b$ and $\langle X \rangle = 0$. For that we have, using Eq. (73),

$$\langle \exp(tX) \rangle \leq \left\langle 1 + tX + \frac{t^2X^2}{2} \exp(t\mu) \right\rangle = 1 + \frac{t^2\langle X^2 \rangle}{2} \exp(t\mu) \quad (80)$$

where we set $\mu = \max\{|a|, |b|\}$. Using Eq. (77) we obtain the result

$$\langle \exp(tX) \rangle \leq \exp\left(\frac{t^2\langle X^2 \rangle}{2}\right). \quad (81)$$

where $\langle X^2 \rangle$ is also the variance $\text{Var}(X)$. Note that this estimate requires some relations between the parameters specified in Eq. (79), this will be discussed at the end.

Deriving deviation bounds.— Now we are in the position to apply the preceding results to obtain deviation bounds. The general strategy is the following [49]. Let X_i be M random variables and define $Z_i = \exp[t(X_i - \langle X_i \rangle)]$. Assume that we have a bound $\langle Z_i \rangle \leq \exp(C^2t^2/2)$. Then we can consider the variable

$$Y = \frac{1}{M} \sum_{i=1}^M X_i \quad (82)$$

and, using the Chernoff bound $\text{Prob}(R \geq a) \leq \langle \exp(tR) \rangle \exp(-ta)$ for a general random variable R and all nonnegative t , we have for any $t \geq 0$

$$\begin{aligned} \text{Prob}(Y - \langle Y \rangle \geq \delta) &\leq \left\langle \exp[t(Y - \langle Y \rangle)] \right\rangle \exp(-t\delta) \\ &= \prod_{i=1}^M \left\langle \exp\left[\frac{t(X_i - \langle X_i \rangle)}{M}\right] \right\rangle \exp(-t\delta) \\ &\leq \exp\left(\frac{C^2t^2}{2M} - t\delta\right) \\ &\stackrel{t=\delta M/C^2}{\leq} \exp\left(-\delta^2 \frac{M}{2C^2}\right). \end{aligned} \quad (83)$$

Application to randomized measurements.— Now we have all the tools for treating the physical situation under consideration. We first apply Eq. (81) to the random variable given by the unbiased estimator $X = \tilde{E}_2 - \langle \tilde{E}_2 \rangle$. This leads to

$$\left\langle \exp [t(\tilde{E}_2 - \langle \tilde{E}_2 \rangle)] \right\rangle \leq \exp \left(\frac{t^2 \text{Var}(\tilde{E}_2)}{2} \right), \quad (84)$$

where $\text{Var}(\tilde{E}_2)$ was already computed in Eq. (55). Then, taking $Y = \tilde{\mathcal{R}}^{(2)}$ and using the method to derive deviation bounds we arrive at the main result,

$$\text{Prob}[|\tilde{\mathcal{R}}^{(2)} - \mathcal{R}^{(2)}| \geq \delta] \leq 2 \exp \left(-\delta^2 \frac{M}{2 \text{Var}(\tilde{E}_2)} \right). \quad (85)$$

Requiring again that the confidence $1 - \text{Prob}[|\tilde{\mathcal{R}}^{(2)} - \mathcal{R}^{(2)}| \geq \delta]$ of this estimation is at least γ , and using the upper bound of the variance $\text{Var}(\tilde{E}_2)$ from Eq. (60) gives us the following minimal two-sided error bar that guarantees this confidence:

$$\delta_{\text{err}} = \sqrt{2|\log[(1-\gamma)/2]| \frac{1}{M} \left[A(K) \mathcal{R}_{|\text{GHZ}_N}^{(4)} + B(K) \mathcal{R}_{|\text{GHZ}_N}^{(2)} + C(K) \right]}. \quad (86)$$

This is, up to the different scaling in the γ , the same error bar as in Eq. (63). In fact, one can directly check that for confidences $\gamma > 1/2$ one has $2|\log[(1-\gamma)/2]| \leq (1+\gamma)/(1-\gamma)$, so Eq. (86) gives strictly better estimates than Eq. (63). For instance, for a confidence of $\gamma = 0.95$ (or $\gamma = 0.99$) the error bars from Eq. (86) are by a factor 2.29 (or 4.33) smaller than the error bars from Eq. (63).

Still, Eq. (86) is only valid in a certain parameter regime, and we finally have to discuss the conditions that need to be fulfilled. Combining condition (79) with the choice of $t = \delta M/C^2$ in Eq. (83) leads, after a short calculation, to

$$M \geq \frac{8\mu}{\delta \text{Var}(\tilde{E}_2)}. \quad (87)$$

This sets a minimal number M of random unitaries that need to be performed in order to make the error estimate valid. Note that here one can also use an upper bound on the variance. In the previous calculations, the constant C was taken to be the variance $\text{Var}(\tilde{E}_2)$, but, of course it is valid for any number larger than that. Using an upper bound on the variance leads to larger error bars as in Eq. (86), but also to smaller values of M , where the deviation bound starts to be valid.

Let us estimate the minimal M for some scenarios. We have that $\tilde{E}_2 - \langle \tilde{E}_2 \rangle \in [-1 - 1/(K-1), 1]$, so we take $\mu = 1 + 1/(K-1)$. Then, using the upper bound from Eq. (60) we find for $N = 5$ and $K = 10$ the bound $M \geq 159.6/\delta$, for $N = 10$ and $K = 10$ the bound is $M \geq 345.3/\delta$ and for $N = 5$ and $K = 100$ one needs $M \geq 440.3/\delta$. The dependence on K can be understood as follows: If K is large, this results independently of M in very small error bars in Eq. (86) as the variance decreases with K . Naturally, also the required M has to increase in order to justify small error bars. Still, the entire approach can be used for arbitrary M and K , as described in the following.

First, it should be noted that the above theory can also be easily modified to work for smaller values of M . Indeed if Eq. (87) does not hold one can just define a constant $C' = 8\mu/\delta M > \text{Var}(\tilde{E}_2)$ and use it in the derivation of the deviation bound. This will give slightly increased error bars, where $\text{Var}(\tilde{E}_2)$ is replaced by the larger value C' .

Finally, this also gives a constructive way to compute an error bar for a given fixed M and K and given confidence γ . First, one can consider the error bar given in Eq. (86) and checks whether for the resulting $\delta = \delta_{\text{err}}$ and the used upper bound on the variance $\text{Var}(\tilde{E}_2)$ the condition in Eq. (87) holds. If this is the case, then one has a valid error bar. If this is not the case, one can increase the upper bound of the variance in Eq. (86) by a factor $\eta > 1$. Then, δ_{err} will increase by a factor of $\sqrt{\eta}$. Consequently, the condition Eq. (87) on M will become significantly weaker, as a factor of $\sqrt{\eta} \times \eta$ arises in the denominator. In fact, the minimal η can directly be computed from this, giving the increased error bar $\sqrt{\eta} \delta_{\text{err}}$.

A second application of the Bernstein inequality.— Finally, we would like to mention that the Bernstein inequality can also be applied to the considered scenario. That is, we consider M independent and identically distributed variables with a variance $\text{Var}(\tilde{E}_2)$. Then, in Eq. (66) we have $\sigma^2 = \text{Var}(\tilde{E}_2)$ and $c = \mu = 1 + 1/(K-1)$. This leads, in analogy to Eq. (70), to

$$\delta_{\text{err}} = \frac{\mu |\log[(1-\gamma)/2]|}{3M^2} \left(1 + \sqrt{1 + \frac{18M^3 \text{Var}(\tilde{E}_2)}{\mu^2 \log[(1-\gamma)/2]}} \right) > \sqrt{2|\log[(1-\gamma)/2]| \frac{1}{M} \text{Var}(\tilde{E}_2)}. \quad (88)$$

So, this approach delivers slightly worse error bars in comparison with Eq. (86), but it has the advantage to be applicable to any M . Finally, note that application of Eq. (88) usually requires the assumption of an upper bound on $\text{Var}(\tilde{E}_2)$, which is not needed in Eq. (70).

III. CHARACTERIZING THE ENTANGLEMENT PROPERTIES OF THE NOISY GHZ STATE $\rho_{\text{GHZ}}^{(N)}(p)$

Using the methods introduced in the previous section we can determine the measurement resources required for the detection of different types of multiparticle entanglement given a predefined confidence γ (see Fig. 3(d-f) of the main text). For the remainder of this discussion we will resort to the method based on the Chebyshev-Cantelli inequality discussed in Sec. II C. The reason for this is, on the one hand that this methods yielded an overall better performance for the estimation of the second moment \mathcal{R}^2 , as compared to the method based on the Bernstein inequality (see Sec. II D). On the other hand, we found that the method based on Chernoff bounds, discussed in Sec. II E, yields a slightly better result than the Chebyshev-Cantelli but it involves some technical considerations about the allowed number of measurements (see the discussion around Eq. 87) which makes it slightly less practical to apply. Furthermore, the methods of Sec. II C and II E have the additional advantage that they involve the upper bound (60) on the variance of the estimator $\tilde{\mathcal{R}}^{(2)}$ which can be further refined in the context of the detection of k -separable states (see below for further details).

Hence, we start from the one-sided Chebyshev-Cantelli inequality

$$\text{Prob}[\tilde{\mathcal{R}}^{(2)} - \mathcal{R}^{(2)} \geq \delta] \leq \frac{\text{Var}(\tilde{\mathcal{R}}^{(2)})}{\text{Var}(\tilde{\mathcal{R}}^{(2)}) + \delta^2}. \quad (89)$$

The one-sided version suffices in the scenario of entanglement detection, since we only have to show that $\mathcal{R}^{(2)}$ is larger than the bounds of the criteria (30). Also, since we want to rule out the hypothesis that the state belongs to a certain class of separable states, we can further invoke the respective upper bounds of the second and fourth moment in order to obtain an upper bound on the variance $\text{Var}(\tilde{\mathcal{R}}^{(2)})$. In doing so we further improve the required measurement resources in comparison to the overall worst-case scenario for an estimation of $\mathcal{R}^{(2)}$ considered in Sec. II.

For instance, for the detection of non- k -separability we use Eqs. (30) and (39) in order to upper bound the variance in Eq. (89). Furthermore, we set the confidence $\gamma = 90\%$ and the accuracy $\delta = \mathcal{R}_{\text{GHZ}}^{(2)}(p, N) - \max \mathcal{R}_{\rho_{k\text{-sep}}}^{(2)} = (1-p)^2 \mathcal{R}_{|\text{GHZ}_N}^{(2)} - \max \mathcal{R}_{\rho_{k\text{-sep}}}^{(2)}$, where $\max \mathcal{R}_{\rho_{k\text{-sep}}}^{(2)}$ denotes the RHS of Eq. (30), such that the state $\rho_{\text{GHZ}}^{(N)}(p)$ violates the respective k -separability bound. Now, it remains to determine the optimal total number of measurements $M_{\text{tot}}^{(\text{opt})}$, as demonstrated in Sec. II C. The results of this calculation are presented in Fig. 4 of the main text for the detection of different degrees of multiparticle entanglement, i.e., violation of k -separability, and the discrimination of W -class entanglement, according to criterion (20), for different values of the noise parameter p and the number of qubits N .

Lastly, we give the precise measurement numbers required for the entanglement depth detection discussed in the last section of the main text. There we considered GHZ states of $N = 11$ and $N = 20$ qubits, with fidelities taken according to recent experiments reported in Ref. [37]. The number of required measurements, in order to prove with a confidence of 90% that a GHZ state of $N = 11$ qubits and fidelity $F = 0.76$ has an entanglement depth of 5 or 7, is:

$$M_{\text{tot}}^{(\text{opt})} = (M \times K)^{(\text{opt})} = 3685 \times 125 \approx 4.60625 \times 10^5, \quad (90)$$

$$M_{\text{tot}}^{(\text{opt})} = (M \times K)^{(\text{opt})} = 571082 \times 105 \approx 5.996361 \times 10^7, \quad (91)$$

respectively. Furthermore, to prove entanglement depth 4 or 5, respectively, of a GHZ state of $N = 20$ qubits and fidelity $F = 0.44$ one requires

$$M_{\text{tot}}^{(\text{opt})} = (M \times K)^{(\text{opt})} = 11062 \times 4875 \approx 5.392725 \times 10^7, \quad (92)$$

$$M_{\text{tot}}^{(\text{opt})} = (M \times K)^{(\text{opt})} = 18752 \times 4420 \approx 8.288384 \times 10^7. \quad (93)$$

As explained previously the above numbers are based on the analytically determined optimal ratio between M and K for the respective type of entanglement under consideration.

We note that in Ref. [37] the number of performed measurements used to estimate the lower bounds on the fidelity is given by $(2N + 2) \times 16384$. While the latter numbers are only one to two orders of magnitude smaller than

those reported in Eqs. (90)-(93), the corresponding experimental procedure, based on a quantum sensing circuit, is considerably more involved. Furthermore, our method requires stabilization of the experiment only for the time of performing K measurements of a single randomly chosen measurement setting which might be of a general advantage in experiments based on Rydberg atom arrays or superconducting qubits. Lastly, we emphasize that our methods reveal information about the entanglement structure of the states also in regimes of low fidelities where fidelity-based witnesses cannot give any insight. This is due to the fact that fidelity values of $F \leq 1/2$ can always be reproduced by fully separable states.

-
- [1] C. D. Bruzewicz, J. Chiaverini, R. McConnell, and J. M. Sage, *Applied Physics Reviews* **6**, 021314 (2019).
- [2] F. Arute, et al., *Nature* **574**, 505 (2019).
- [3] M. Kjaergaard, M. E. Schwartz, J. Braumüller, P. Krantz, Philip and J. I. -J.Wang, S. Gustavsson, and W. D. Oliver, *Annu. Rev. Condens. Matter Phys.* **11**, 369 (2020).
- [4] D. Gottesman, *Phys. Rev. A* **57**, 127 (1998).
- [5] J. Preskill, *Introduction to Quantum Computation* (World Scientific, Singapore, 1998), pp. 213–269.
- [6] J. Eisert, D. Hangleiter, N. Walk, I. Roth, D. Markham, R. Parekh, U. Chabaud, and E. Kashefi, *Nat. Rev. Phys.* **2**, 382 (2020).
- [7] O. Gühne, and G. Tóth, *Phys. Rep.* **474**, 1 (2009).
- [8] I. Šupić and J. Bowles, *Quantum* **4**, 337 (2020).
- [9] R. D. Somma, J. Chiaverini, and D. J. Berkeland, *Phys. Rev. A* **74**, 052302 (2006).
- [10] O. Gühne, C.-Y. Lu, W.-B. Gao, and J.-W. Pan, *Phys. Rev. A* **76**, 030305 (2007).
- [11] R. Blume-Kohout, *New J. Phys.* **12**, 043034 (2010).
- [12] D. Gross, Y.-K. Liu, S. T. Flammia, S. Becker, and J. Eisert, *Phys. Rev. Lett.* **105**, 150401 (2010).
- [13] S. T. Flammia and Y.-K. Liu, *Phys. Rev. Lett.* **106**, 230501 (2011).
- [14] S. Aaronson, in *Proceedings of the 50th Annual ACM SIGACT Symposium on Theory of Computing*, (ACM, New York, 2018).
- [15] J. Carrasquilla, G. Torlai, R. G. Melko and L. Aolita, *Nature Machine Intelligence* **1**, 155 (2019).
- [16] M. Paini, A. Kalev, D. Padilha, and B. Ruck, arXiv:2011.04754v2.
- [17] H.-Y. Huang, R. Kueng, and J. Preskill, *Nature Physics* **16**, 1050 (2020).
- [18] Y.-C. Liang, N. Harrigan, S. D. Bartlett, and T. Rudolph, *Phys. Rev. Lett.* **104**, 050401 (2010).
- [19] P. Shadbolt, T. Vértesi, Y.-C. Liang, C. Branciard, N. Brunner, and J. L. O’Brien, *Sci. Rep.* **2**, 470 (2012).
- [20] S. J. van Enk and C. W. J. Beenakker, *Phys. Rev. Lett.* **108**, 110503 (2012).
- [21] M. C. Tran, B. Dakić, F. Arnault, W. Laskowski, and T. Paterek, *Phys. Rev. A* **92**, 050301(R) (2015).
- [22] M. C. Tran, B. Dakić, W. Laskowski, and T. Paterek, *Phys. Rev. A* **94**, 042302 (2016).
- [23] A. Ketterer, N. Wyderka, and O. Gühne, *Phys. Rev. Lett.* **122**, 120505 (2019).
- [24] A. Ketterer, N. Wyderka, and O. Gühne, *Quantum* **4**, 325 (2020).
- [25] M. Krebsbach, Bachelor thesis, Albert-Ludwigs-Universität Freiburg (2019); <https://freidok.uni-freiburg.de/data/150706>.
- [26] A. Elben, B. Vermersch, M. Dalmonte, J. I. Cirac, and P. Zoller, *Phys. Rev. Lett.* **120**, 050406 (2018).
- [27] B. Vermersch, A. Elben, M. Dalmonte, J. I. Cirac, and P. Zoller, *Phys. Rev. A* **97**, 023604 (2018).
- [28] T. Brydges, A. Elben, P. Jurcevic, B. Vermersch, C. Maier, B. P. Lanyon, P. Zoller, R. Blatt, C. F. Roos, *Science* **364**, 260 (2019).
- [29] A. Elben, B. Vermersch, C. F. Roos, P. Zoller, *Phys. Rev. A* **99**, 052323 (2019).
- [30] V. Saggio, A. Dimić, C. Greganti, L. A. Rozema, P. Walther, B. Dakić, *Nat. Phys.* **15**, 935 (2019).
- [31] L. Knips, J. Dziewior, W. Kłobus, W. Laskowski, T. Paterek, P. J. Shadbolt, H. Weinfurter, and J. D. A. Meinecke, *npj Quantum Information* **6**, 51 (2020).
- [32] A. Elben, B. Vermersch, R. van Bijnen, C. Kokail, T. Brydges, C. Maier, M. K. Joshi, R. Blatt, C. F. Roos, and P. Zoller, *Phys. Rev. Lett.* **124**, 010504 (2020).
- [33] A. Elben, R. Kueng, H.-Y. Huang, R. van Bijnen, C. Kokail, M. Dalmonte, P. Calabrese, B. Kraus, J. Preskill, P. Zoller, B. Vermersch, *Phys. Rev. Lett.* **125**, 200501 (2020).
- [34] S.-X. Yang, G. N. Tabia, P.-S. Lin, and Y.-C. Liang, *Phys. Rev. A* **102**, 022419 (2020).
- [35] S. Imai, N. Wyderka, A. Ketterer, and O. Gühne, *Phys. Rev. Lett.* **126**, 150501 (2021).
- [36] L. Knips, *Quantum Views* **4**, 47 (2020).
- [37] K. X. Wei *et al.*, *Phys. Rev. A* **101**, 032343 (2020).
- [38] A. Omran *et al.*, *Science* **365**, 570 (2020).
- [39] C. Song *et al.*, *Science* **365**, 574 (2020).
- [40] H. Aschauer, J. Calsamiglia, M. Hein, and H. J. Briegel, *Quantum Inf. Comput.* **4**, 383 (2004).
- [41] J. I. de Vicente and M. Huber, *Phys. Rev. A* **84**, 062306 (2011).
- [42] P. Badziąg, C. Brukner, W. Laskowski, T. Paterek, and M. Żukowski, *Phys. Rev. Lett.* **100**, 140403 (2008).
- [43] W. Laskowski, M. Markiewicz, T. Paterek, and M. Żukowski, *Phys. Rev. A* **84**, 062305 (2011).
- [44] F. Mintert, M. Kus, and A. Buchleitner, *Phys. Rev. Lett.* **95**, 260502 (2005).

- [45] See the Supplemental Material for the appendices under . . . , which contain also Refs. [46–50].
- [46] R. H. Hardin, N. J. A. Sloane, *Discrete & Computational Geometry* **15**, 429 (1996).
- [47] A. Ketterer and O. Gühne, *Phys. Rev. Research* **2**, 023130 (2020).
- [48] R. Potts, *Aust. J. Phys.* **6**, 498 (1953).
- [49] J. Duchi, *CS229 Supplemental Lecture notes on Hoeffding's inequality*, available at cs229.stanford.edu/extra-notes/hoeffding.pdf.
- [50] T. Tao, *254A, Notes 1: Concentration of measure*, available at terrytao.wordpress.com/2010/01/03/254a-notes-1-concentration-of-measure/.
- [51] A. S. Sørensen and K. Mølmer, *Phys. Rev. Lett.* **86**, 4431 (2001)
- [52] O. Gühne, G. Tóth, and H.J. Briegel, *New J. Phys.* **7**, 229 (2005).
- [53] N. Wyderka and O. Gühne, *J. Phys. A: Math. Theor.* **53**, 345302 (2020).
- [54] C. Eltschka and J. Siewert, *Quantum* **4**, 229 (2020).
- [55] K. D. Schmidt, *Maß und Wahrscheinlichkeit*, (Springer-Verlag, Heidelberg, 2011).
- [56] C. Song *et al.*, *Phys. Rev. Lett.* **119**, 180511 (2017).