

Kilobyte Cosmic Birefringence from ALP domain walls

Fuminobu Takahashi^{1,2}, Wen Yin³

¹*Department of Physics, Tohoku University, Sendai, Miyagi 980-8578, Japan*

²*Kavli Institute for the Physics and Mathematics of the Universe (WPI), University of Tokyo, Kashiwa 277-8583, Japan*

³*Department of Physics, Faculty of Science, The University of Tokyo, Bunkyo-ku, Tokyo 113-0033, Japan*

Abstract

We propose a simple mechanism of forming ALP domain walls without strings. Such ALP domain walls lead to both isotropic and anisotropic birefringence of cosmic microwave background (CMB) polarization, which reflects spatial configuration of the domain walls at the recombination. The polarization plane of the CMB photon coming from each domain is either not rotated at all or rotated by a fixed angle. For domain walls following the scaling solution, the cosmic birefringence of CMB is characterized by 2^N , i.e. N -bit, of information with $N = \mathcal{O}(10^3)$ being equal to the number of domains at the last scattering surface, and thus the name, *kilobyte cosmic birefringence*. The magnitude of the isotropic birefringence is consistent with the recently reported value, while the anisotropic one is determined by the structure of domains at the last scattering surface. The detection of both signals will be a smoking-gun evidence for ALP domain walls without strings.

1 Introduction

Light axions may be ubiquitous in nature. In the string or M theory, there often appear many axions, which we collectively denote by ϕ , in the axiverse or axion landscape scenario [1–8]. The axion enjoys a discrete shift symmetry,

$$\phi \rightarrow \phi + 2\pi f_\phi, \quad (1)$$

where f_ϕ is the decay constant of the axion. Also, such axions appear through the spontaneous symmetry breaking of a global U(1) Peccei-Quinn (PQ) symmetry [9–12]. The axion potential is usually generated via non-perturbative effects and its mass can be exponentially suppressed. One unique prediction of such theories with axions is the existence of degenerate vacua. If the degenerate vacua are populated in space, they are separated by domain walls.

The axion may have a coupling to photons via anomaly as

$$\mathcal{L} = c_\gamma \frac{\alpha}{4\pi} \frac{\phi}{f_\phi} F_{\mu\nu} \tilde{F}^{\mu\nu} \equiv \frac{1}{4} g_{\phi\gamma\gamma} \phi F_{\mu\nu} \tilde{F}^{\mu\nu}, \quad (2)$$

where c_γ is an anomaly coefficient, α the fine structure constant, $F_{\mu\nu}$ and $\tilde{F}_{\mu\nu}$ the field strength and its dual, respectively. The axion with a coupling to photons is also called an axion-like-particle (ALP) in the literature. See Refs. [13–19] for a review on axions and related topics.

Recently, a hint of the isotropic cosmic birefringence of cosmic microwave background (CMB) polarization was reported with the rotation angle [20],

$$\beta = 0.35 \pm 0.14 \text{ deg}, \quad (3)$$

based on the re-analysis of the Planck 2018 polarization data using a novel method [21–23]. One plausible mechanism to induce the cosmic birefringence is to introduce a temporally varying and/or spatially non-uniform ALP [24–30]. In particular, quantum fluctuations generated during inflation have often been considered as the origin of spatial inhomogeneity of the ALP, in which case the scale-invariant anisotropic birefringence is predicted. The interpretation along these lines was discussed in Refs. [20, 31].¹ In this Letter we propose a different scenario using the ALP domain walls to induce the cosmic birefringence, which nicely explains the reported value of the birefringence (3).

¹It was also pointed out that, in a flat-top and flat-bottomed potential, the H_0 tension can also be relaxed [31]. Such a potential had been studied in a context of multi-natural inflation [32–35]. The unification of inflaton and dark matter in terms of the ALP was also studied using the same kind of potential [36–38].

When a photon travels in a slowly-varying ALP background, the polarization angle changes as [24–26]

$$\dot{\Phi} \approx \frac{c_\gamma \alpha}{2\pi} \frac{\hat{r}^\mu \partial_\mu \phi}{f_\phi}. \quad (4)$$

\hat{r}^μ is a normalized photon four-momentum; e.g. $\hat{r} = (1, 0, 0, 1)$ when the photon travels in the positive z direction. Integrating the above equation along the line of sight from the last scattering surface (LSS) to us, we obtain the net rotation of the polarization plane,

$$\Delta\Phi(\Omega) = 0.42 \text{ deg} \times c_\gamma \left(\frac{\phi_{\text{today}} - \phi_{\text{LSS}}(\Omega)}{2\pi f_\phi} \right), \quad (5)$$

with ϕ_{today} and $\phi_{\text{LSS}}(\Omega)$ are the axion field value at the solar system today, and at the last scattering surface in the angular direction Ω , respectively. The isotropic birefringence is obtained by

$$\beta = \int \frac{d\Omega}{4\pi} \Delta\Phi(\Omega). \quad (6)$$

Interestingly, if the change of the axion field value is equal to the shift of the discrete shift symmetry (1), i.e., $\phi_{\text{today}} - \phi_{\text{LSS}}(\Omega) = 2\pi f_\phi$, the rotation angle β is given by $\beta = 0.42c_\gamma \text{ deg}$, which nicely coincides with the observed value (3) if $c_\gamma = \mathcal{O}(1)$. This coincidence leads us to study the cosmic birefringence induced by the axion domain walls separating two adjacent vacua. As we will see, the axion domain walls induce both isotropic and anisotropic cosmic birefringence.

In this Letter, we show that ALP domain walls without strings can be naturally produced in the early universe. Once formed, the domain walls are considered to follow the scaling solution. If such ALP domain walls are formed before recombination, there are $\mathcal{O}(10^3)$ domains on the LSS with sizes of the order of the Hubble horizon. Depending on which vacuum the axion resides in each domain, the rotation angle $\Delta\Phi(\Omega)$ takes one of the two possible values, either zero or $0.42c_\gamma \text{ deg}$. Thus, the birefringence from each domain carries one-bit information, thus the name *the kilobyte (KB) cosmic birefringence*. The KB cosmic birefringence consists of both isotropic and anisotropic contributions. The former is consistent with (3) if $c_\gamma = \mathcal{O}(1)$, and the latter is expected to have a peculiar shape which reflects the configuration of domain walls on the LSS. We also discuss phenomenological implications of our scenario.

Before closing the introduction, let us comment on the related works in the past. The anisotropic cosmic birefringence induced by axionic strings and domain walls with strings attached was studied in detail in Ref. [29] where they showed that the induced anisotropic birefringence retain the information on the fine-structure constant times the anomaly coefficient. One of the differences of the present work from Ref. [29] is that we focus on domain

walls without strings, which induce both isotropic and anisotropic birefringence as we are currently in one of the vacua. The absence of strings makes the net rotation angle of the CMB polarization take one of the fixed values, depending on which vacua the axion resides on the LSS. This is because contributions from the domain walls along the line of sight are canceled out. What we observe today directly reflects the information on the LSS. This should be contrasted to the case with strings where the anisotropic birefringence receives random contributions from strings along the line of sight. These features allow our scenario to predict the cosmic birefringence of a very unique nature, which can be tested by future observations. Furthermore, unlike the model with uniform scalar field motion, it allows for heavier axion masses and the parameter space with a relatively small axion decay constant can be probed by future gamma-ray observations.

The structure of this Letter is organized as follows. In the next section, we show the mechanism of the domain wall formation without strings and discuss the conditions and naturalness for the mechanism to work. In Sec.3, the KB birefringence and phenomenology are discussed. The last section is devoted to discussion and conclusions.

2 Formation of domain walls without strings

2.1 Mechanism

Here we show that domain walls can be formed without strings by using a simple model, and clarify the condition for the mechanism to work. Later in this section, we consider a model with a negative Hubble-induced mass term, in which the condition is naturally realized.

For our purpose it is sufficient to consider the following potential

$$V(\phi) = \Lambda^4 \left[1 + \cos \left(\frac{\phi}{f_\phi} \right) \right] \simeq 2\Lambda^4 - \frac{1}{2}m_\phi^2\phi^2 \quad (7)$$

where Λ is a dynamical scale, m_ϕ is the mass (curvature) of the axion, and the potential is expanded around the origin in the second equality. See Fig.1. This potential is invariant under the discrete shift symmetry (1), and as a result, there are degenerate vacua. We focus on the two adjacent vacua at $\phi = \pm\pi f_\phi$. Let us name the minimum $\phi = -\pi f_\phi$ as L and $\phi = +\pi f_\phi$ as R . Our argument does not depend on the precise shape of the potential, nor on whether the two minima are physically identical or not.

Let us assume that, during inflation, the axion is (almost) massless,² i.e., $H_{\text{inf}} \gg m_\phi$. Then the axion acquires a quantum fluctuation, $\delta\phi = H_{\text{inf}}/2\pi$, about a zero mode $\phi = \phi_0$,

² Λ may approach 0 due to the finite temperature effect via Hawking radiation during inflation.

and it becomes classical after the horizon exit. Here we define the zero mode by the axion field value averaged over the comoving scale corresponding to the Hubble horizon when the axion starts to oscillate much after inflation. The fluctuations at superhorizon scales accumulate like a random walk, and the variance of the (gaussian) probability distribution of the axion field, $\Delta\phi$, grows as $\Delta\phi(N_e) = \sqrt{N_e}H_{\text{inf}}/2\pi$ with N_e being the e-folding number. After inflation, the axion starts to oscillate when the Hubble parameter becomes around $H_{\text{osc}} = m_\phi$.

Suppose that ϕ_0 is close enough to the origin and satisfies $|\phi_0| < \Delta\phi(N_{\text{osc}})$, where N_{osc} is the e-folding number when the fluctuation with the wavenumber $k/a = H_{\text{osc}}$ exited the horizon during inflation. Then the probability distribution of the axion will be distributed across the potential maximum. According to the percolation theory [39,40], if the probability of falling to the minimum L (or R) is within the range of $0.31 \lesssim p \lesssim 0.69$, infinite domain walls are formed. Thus, domain walls without strings are likely formed if

$$\Delta\theta \equiv \frac{\Delta\phi(N_{\text{osc}})}{f_\phi} = \mathcal{O}(1), \quad (8)$$

or equivalently,

$$H_{\text{inf}} \sim f_\phi, \quad (9)$$

where we have used $N_{\text{osc}} = \mathcal{O}(10)$. If the variance of the probability distribution is smaller by a factor of $\epsilon (< 1)$, we would need an extra fine-tuning of order ϵ to set ϕ_0 close enough to the origin. Here we assume the uniform prior probability distribution of ϕ_0 .³ We will show in Sec. 2.3 that Eq. (9) is naturally satisfied in various UV models with a non-minimal coupling to gravity, where f_ϕ is not a constant but dynamically set to a value close to H_{inf} .⁴

After inflation, the axion starts to oscillate when $H \sim H_{\text{osc}} = m_\phi$. If the onset of oscillation happens much before the recombination, it implies

$$m_\phi \gg 3 \times 10^{-29} \text{ eV}, \quad (10)$$

which is assumed in the following.⁵ Depending on the its initial position, the axion starts to roll down to either the minimum L or R . If the probability of falling to the minimum

³Such a uniform distribution can be dynamically realized (over very large scales) if the duration of inflation is sufficiently long and the mass is sufficiently small. See also Refs. [41,42] for the case where the axion mass plays an important role.

⁴It is also possible to shift the axion potential by considering the inflaton-axion mixing [36, 38, 43, 44]. (See also [45–47]). If the shift is equal (or close) to π , we can flip the sign of the potential. In this case, it is possible to set the axion distribution across the potential maximum if it is initially around the potential minimum.

⁵We will discuss the case in which the axion starts to oscillate after the recombination in Sec.4.

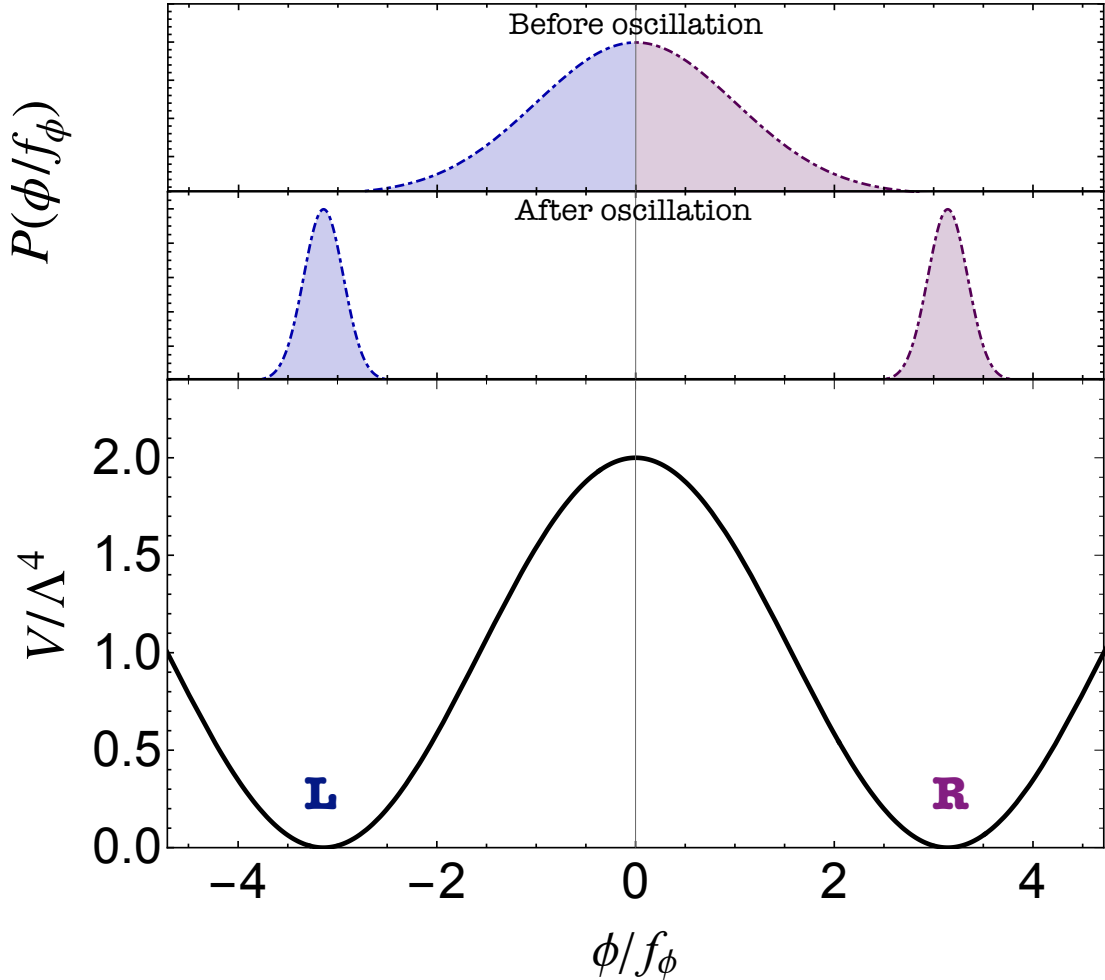


Figure 1: The potential of (7) is shown as a solid (black) line in the bottom panel. The dot dashed line in the upper panel represents the probability distribution generated during the last $\mathcal{O}(10)$ e-fold of inflation. The axion in the blue (purple) region in the upper panel will settle down at the minimum $L(R)$ as in the middle panel, and these regions are separated by domain walls. No strings are formed in this process. This process is possible if $0.31 < \int_{-\pi}^0 d\theta P(\theta) < 0.69$ before the onset of the oscillation. As long as this condition is satisfied, the distribution in the middle panel is obtained according to the scaling solution.

L (or R) satisfies the above-mentioned condition, domain walls are formed. We emphasize that no strings are formed in this process, as the PQ symmetry is broken during inflation and never restored after inflation. Such a symmetric phase even does not exist in the case of string/M-theory axion. We will discuss the condition for the non-restoration of the PQ

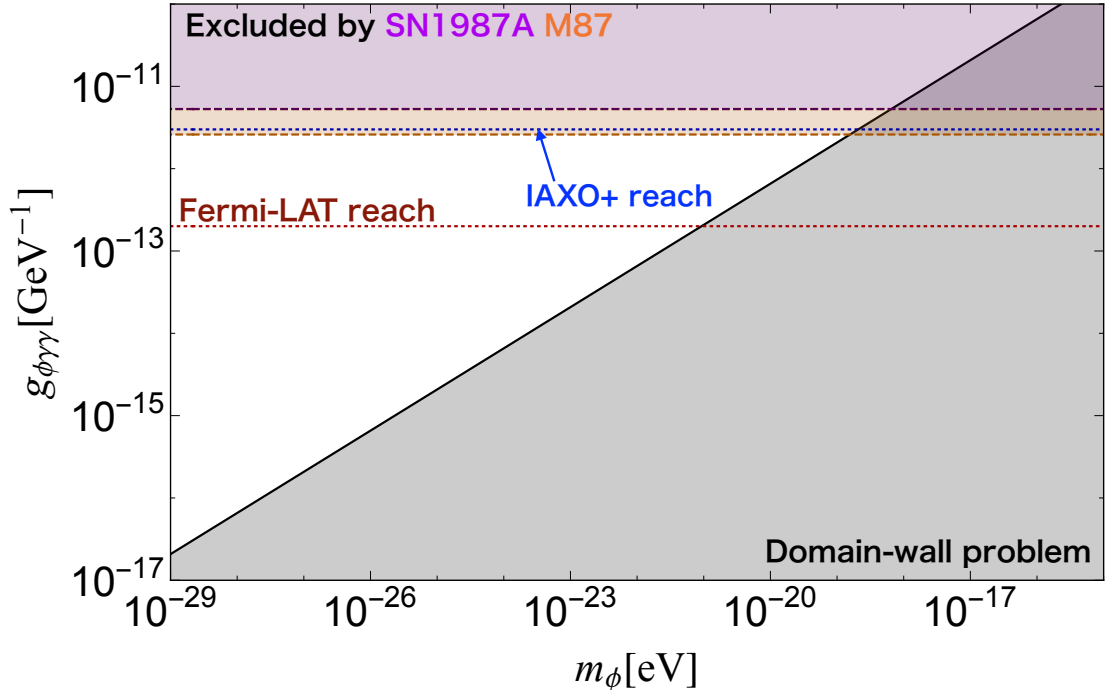


Figure 2: Various constraints on the ALP domain walls without strings. The shaded regions are excluded. The purple and orange regions above the two horizontal dashed lines are excluded due to the SN1987A (upper) and M87 (lower) bounds, respectively. Also shown are the expected IAXO+ and Fermi-LAT reaches in the blue (upper) and red (lower) dotted lines. The lower right triangle (gray) region is excluded due to the domain wall problem where we have assumed $c_{\gamma} = 1$.

symmetry in the next subsection.

The domain wall stretches over a Hubble radius due to the sizable tension, while finite domain walls shrink and collapse once they enter the horizon. The resulting domain-wall network is known to follow the so-called scaling solution for which there are on average $\mathcal{O}(1)$ domain walls in the Hubble horizon at any time. This is confirmed by numerical simulations [48–54]. Thus the energy density of the domain wall scales as $\rho_{\text{DW}} \sim \sigma H$ with σ being the tension of the domain wall, and its typical curvature radius is of order the Hubble radius $1/H$.

Since stable domain walls are formed before the recombination, we have the domain wall problem unless the tension satisfies [40, 55],

$$\sigma \simeq 8f_{\phi}^2 m_{\phi} \lesssim (1 \text{ MeV})^3. \quad (11)$$

which is set by the constraint from the CMB temperature fluctuation induced from the gravitational potential of the domain walls. The first equality is for the potential (7). This leads to

$$f_\phi \lesssim 4 \times 10^9 \text{ GeV} \sqrt{\frac{10^{-20} \text{ eV}}{m_\phi}}. \quad (12)$$

Therefore, in our scenario we need to have a relatively small decay constant. Various bounds on the parameter region are shown in Fig. 2. In the lower right triangle (gray) region, the aforementioned domain wall problem is serious. The bounds due to the lack of observation of the photon converted from the axion produced from SN1987A and the center of the radio galaxy M87 are shown by the upper and lower dashed lines, respectively [56, 57]. The region above the blue (upper) and red (lower) dotted line can be tested in the future by observing a Galactic core-collapse supernova with Fermi-LAT satellite [58] and by observing solar axions via IAXO [59–61], respectively. Note that, except for the IAXO reaches and the domain wall problem bound, the shown constraints and reaches depends on the assumed strength of the magnetic field in the Milky Way, and they may vary if the magnetic field is stronger or weaker than expected. The ALP-photon coupling may also be searched for by future measurements of CMB spectral distortions with certain primordial magnetic fields [62]. As we shall see in the next section, both isotropic and anisotropic cosmic birefringence are predicted in the white region.

2.2 Validity of the EFT description, and UV completion

So far we have used the ALP potential (7) as an effective theory (EFT) to describe our mechanism. Our mechanism can have several UV completions such as the string/M-theory or a renormalizable axion model. One of the important requirements for our mechanism is that the PQ symmetry should not be restored, since otherwise cosmic strings are generated, which induce only anisotropic birefringence [29]. This actually depends on the UV completion, and here we study if it is satisfied by using explicit models.

First of all, let us study the condition that we can describe the whole thermal history within the EFT with the higher dimensional term of (2). The validity of the EFT requires that the maximum photon temperature, $T_{\text{max}}^{\text{th}}$, during the thermal history should satisfy

$$T_{\text{max}}^{\text{th}} < T_{\text{max}}^{\text{EFT}} \sim g_{\phi\gamma\gamma}^{-1} = 4 \times 10^{11} \text{ GeV} \left(\frac{f_\phi/c_\gamma}{10^9 \text{ GeV}} \right). \quad (13)$$

where $T_{\text{max}}^{\text{EFT}}$ is set so that the axion photon coupling is perturbative. In thermal history the temperature is likely to be the highest at the beginning of the reheating for the simple

exponential decay. The maximum temperature in this case is given by

$$T_{\max}^{\text{th}} \sim \left(\frac{\pi^2 g_\star}{30} \right)^{-1/4} \left(\rho_\phi \times \frac{\Gamma_\phi}{H_{\text{inf}}} \right)^{1/4} \quad (14)$$

where Γ_ϕ is the (constant) decay rate, g_\star is the relativistic degrees of freedom in the thermal plasma, and the inflaton energy density at the beginning of the reheating is $\rho_\phi \sim 3(M_{\text{pl}} H_{\text{inf}})^2$. The inequality (13) can be satisfied if

$$\Gamma_\phi \lesssim 50 \text{ GeV} c_\gamma^{-4} \left(\frac{f_\phi}{10^9 \text{ GeV}} \right)^4 \left(\frac{10^9 \text{ GeV}}{H_{\text{inf}}} \right). \quad (15)$$

If Γ_ϕ is a constant in time until the completion of the reheating, we obtain the reheating temperature $T_R = 6 \times 10^9 \text{ GeV} (\frac{\Gamma_\phi}{50 \text{ GeV}})^{1/2}$. The ALPs can be produced due to thermal scattering via the photon coupling. As a result, thermally produced ALPs contribute to the effective neutrino number of ΔN_{eff} (see e.g. Ref. [63]). If $T_R \sim f_\phi$, the ALPs are completely thermalized, we have $\Delta N_{\text{eff}} \sim 0.03$. Such thermalized ALP can be searched for in the future CMB and Baryonic acoustic oscillation experiments [64–66].

A UV complete theory for the ALP is required if (15) is not satisfied. As a simple UV complete model, let us consider a model with a $U(1)_{\text{PQ}}$ symmetry by introducing a complex PQ scalar S with the potential

$$V_S = -m_S^2 |S|^2 + \lambda |S|^4 / 2, \quad (16)$$

where m_S is the mass parameter, and λ is a quartic coupling constant. The potential preserves the phase rotation of S , which is identified with the $U(1)_{\text{PQ}}$ symmetry. If $m_S^2 > 0$, S acquires a vacuum expectation value (VEV) $\langle S \rangle = f_\phi / \sqrt{2} \equiv m_S / \sqrt{\lambda}$, and the Nambu-Goldstone boson of the spontaneous broken $U(1)_{\text{PQ}}$ is the axion, ϕ , which resides in the phase of S . The axion mass may be generated by a tiny explicit breaking term of the PQ symmetry, like $\delta V_S = \kappa S + \text{h.c.} = \kappa \sqrt{2} f_\phi \cos(\phi / f_\phi + \arg \kappa)$, where κ parametrizes the small breaking.⁶ One can clearly see that the axion potential in this case respects the discrete shift symmetry (1). Although there is a unique vacuum in this case, the physically identical vacua separated by the domain wall can be distinguished in the absence of strings, and such domain walls are stable⁷.

To obtain the axion coupling to photons let us introduce a pair of PQ chiral fermions, ψ , carrying the electromagnetic charge q (given by a combination of $U(1)_Y$ and $SU(2)_L$ charges)

⁶If we introduce a breaking term $\propto S^n$, the period of the potential rather than the VEV of S should be regarded as the definition of f_ϕ .

⁷Except for quantum creation of a string loop on the wall, which is however exponentially suppressed.

with the following interaction:

$$\mathcal{L}^{\text{UV}} \supset y S \bar{\psi} \hat{P}_L \psi + \text{h.c.}, \quad (17)$$

where we denote the chiral projection operator by $\hat{P}_{L(R)}$. We notice that ψ should not induce the $U(1)_{\text{PQ}} SU(3)_c^2$ anomaly which would generate a much heavier mass for ϕ due to nonperturbative QCD effects a la the QCD axion.⁸ Here we assign a unit PQ charge on S and $\hat{P}_R \psi$. Through this interaction the fermion ψ gets a mass of

$$m_\psi = y \frac{f_\phi}{\sqrt{2}} \sim 700 \text{ GeV} \left(\frac{y}{10^{-6}} \right) \left(\frac{f_\phi}{10^9 \text{ GeV}} \right) \quad (18)$$

due to the VEV of S .

Since $U(1)_{\text{PQ}} U(1)_{\text{em}}^2$ is anomalous, we obtain $c_\gamma = q^2 N_\psi$ by integrating out ψ where N_ψ is the multiplicity of ψ . The fermion is produced due to thermal scattering during the reheating via the gauge interaction. Furthermore, the thermal corrections from fermion loops give a positive mass squared to the PQ field

$$\delta m_S^2 \sim y^2 T^2. \quad (19)$$

For the non-restoration of the PQ symmetry, we need

$$\delta m_S^2 \lesssim f_\phi^2 \rightarrow T_{\text{max}}^{\text{th}} \lesssim 10^{15} \text{ GeV} \left(\frac{10^{-6}}{y} \right) \left(\frac{f_\phi}{10^9 \text{ GeV}} \right). \quad (20)$$

where we have assumed the vacuum mass of the PQ Higgs to be around $m_S \sim f_\phi$ (i.e. $\lambda \sim 1$).

In this model there is unbroken Z_2 parity under which the fermion ψ flips the sign. Thus, unless we introduce other interactions, the fermion ψ is stable. Such stable particle may cause a cosmological problem if it is too abundant. However if the mass is around TeV range, we can have the right relic abundance for dark matter by the WIMP mechanism. In fact, depending on the electroweak charge assignment, the lightest neutral component may become the dominant dark matter like the Wino or Higgsino.

At high temperatures the axion-photon-photon coupling is suppressed as $\sim \alpha |m_\psi|^2 / (f_\phi T^2)$ by the typical energy $\sim T$ of ψ running in the triangle diagram. Still the thermal axion may be produced through the coupling with ψ and contribute to ΔN_{eff} (see e.g. [36–38, 67]).

2.3 A model with a negative Hubble mass term

So far we have seen that domain walls without strings are likely formed if the ALP fluctuation is comparable to its periodicity of the potential, i.e. if (8) or (9) is satisfied. The question is

⁸We can relax this condition by introducing the QCD axion separately.

whether this condition is satisfied naturally. Here we show that, by using the UV completion with the PQ scalar in the previous subsection,⁹ the condition (9) can be naturally satisfied. The key ingredient is the non-minimal coupling to gravity,

$$\mathcal{L} \supset \sqrt{-g}R \left(\frac{\xi}{2}|S|^2 + \frac{M_{\text{pl}}^2}{2} \right) \quad (21)$$

where g is the determinant of the metric and $\xi(> 0)$ is the non-minimal coupling. During inflation, this coupling gives an effective mass term to S as¹⁰

$$- 6\xi H_{\text{inf}}^2 |S|^2, \quad (22)$$

which is often called the Hubble-induced mass term. If this dominates over the bare mass term of m_S^2 , the PQ field obtains an expectation value during inflation as

$$\langle S \rangle_{\text{inf}} \simeq \sqrt{\frac{6\xi}{\lambda}} H_{\text{inf}}. \quad (23)$$

The decay constant of the axion in this period, which we denote f_ϕ^{inf} , is different from that in the vacuum, f_ϕ . Here

$$f_\phi^{\text{inf}} \simeq 2\sqrt{\frac{3\xi}{\lambda}} H_{\text{inf}}. \quad (24)$$

Then we get a fixed variance during inflation on the misalignment angle:

$$\Delta\theta = \frac{\Delta\phi}{f_\phi^{\text{inf}}} \sim \sqrt{\frac{\xi}{\lambda}}, \quad (25)$$

which is of $\mathcal{O}(1)$ if $\xi \sim \lambda$. The most natural values of ξ and λ are of order unity, and so, the fluctuation of the misalignment angle is order one in this case.

After the inflation, the PQ scalar still receives the negative Hubble-induced mass term when the universe is dominated by the inflaton coherent oscillations. Thus, the VEV of S decreases as H , and at a certain point, it will become equal to $f_\phi/\sqrt{2}$ when the bare mass term dominates over the Hubble-induced mass term. Note that the Hubble-induced mass term gets suppressed in the radiation dominated era due to the (approximate) conformal invariance. Thus, the VEV of S should settle down at $f_\phi/\sqrt{2}$ before the reheating completes. This is the case if (15) is satisfied. Note also that, as long as the PQ symmetry is never restored after inflation, the variance of the misalignment angle distribution is preserved until the onset of the oscillations of the ALP. As a consequence, the condition (8) or (9) is naturally satisfied in this set-up, and domain walls without strings can be formed.

⁹Also, the field theoretic axion can be realized in string theory.

¹⁰We may also consider a thermal correction from the Gibbons-Hawking radiation. For instance, the thermal mass squared, $\sim \lambda H_{\text{inf}}^2/(2\pi)^2$, via the quartic term may be generated. However this is smaller than the Hubble-induced mass term considered in the text if $\lambda \sim \xi$.

3 Kilobyte cosmic birefringence

Now we come to our main point. In the presence of the domain walls today, we are either in the vacuum L or R . Suppose we are in the vacuum R . The photon emitted from the LSS in the direction of Ω reaches us by going through many domain walls along the line of sight. Since the width of each domain wall $\sim 1/m_\phi$ is much larger than the typical wavelength of the CMB photon (See Fig. 2), the polarization plane rotated adiabatically following (4). Therefore, the polarization angle changes by $\pm c_\gamma \alpha$ each time the photon passes through the wall.

In principle, we can estimate $\Delta\Phi(\Omega)$ by summing over all the contributions from the domain walls that the photon passes through. However, the net $\Delta\Phi(\Omega)$ is simply determined by the difference of the ALP between the domain on the LSS and us, and the detailed information of walls on the way is absolutely irrelevant, because their contributions are canceled out. The total shift of the angle, $\Delta\Phi(\Omega)$, depends only on in which vacuum the last scattered photon (LS γ) was emitted. In other words, we have

$$\begin{aligned} \Delta\Phi &= 0 && \text{if LS}\gamma \text{ is from vacuum } R \\ \Delta\Phi &= c_\gamma \alpha && \text{if LS}\gamma \text{ is from vacuum } L. \end{aligned} \tag{26}$$

Note that the volume (and therefore the area on the LSS) occupied by the L and R vacua are almost equal since they are equivalent. The symmetry is spontaneously broken by the choice of the vacuum at the location of the solar system, and we have chosen our vacuum to be R . Thus, by averaging the two cases, we get the isotropic birefringence

$$\beta \simeq 0.21 c_\gamma \text{ deg} \tag{27}$$

which is consistent with the recently reported value of (3) if $c_\gamma = \mathcal{O}(1)$.

According to the scaling solution of the domain wall, each Hubble patch should contain $\mathcal{O}(1)$ domain walls on average. Since the LSS contains $\mathcal{O}(10^3)$ Hubble patches, we expect a similar number of domain walls separating the two vacua L and R . The adjacent vacua separated by the domain wall has different $\Delta\Phi$ in Eq. (26). Consequently, each domain on the LSS has 1-bit information, i.e., $\Delta\Phi = 0$ or $c_\gamma \alpha$. Since there will be $\mathcal{O}(10^3 - 10^4)$ domain walls at the last scattering surface, we call it as the kilobyte cosmic birefringence.

In addition to the isotropic birefringence, anisotropic birefringence with a peculiar feature is also generated. In particular, such anisotropic birefringence directly reflects the domain-wall configuration at the LSS; it is expected to peak at scales corresponding to the typical size of domains (\sim the Hubble horizon), while it is suppressed at larger and smaller scales. The

reason why it is suppressed at larger scales is due to the scaling solution; each Hubble horizon looks similar on average. The reason why it is suppressed at smaller scales is the nature of domain walls without strings. The typical magnitude of the anisotropic birefringence is expected to be slightly smaller than the isotropic birefringence on the scales at the peak. The detection of both isotropic and anisotropic birefringence satisfying the above features will be a smoking-gun evidence for our KB birefringence.

The actual angular dependence of $\Delta\Phi$ can be obtained by a dedicated analysis based on the lattice simulation of the domain wall formation. We leave it for the future work, and instead, we have made a mock sample by randomly generating domains with its typical correlation length of order the Hubble horizon at the recombination. See Fig. 3, where one can see that the $\Delta\Phi$ takes discrete values. We have also confirmed that the anisotropic birefringence induced by such a mock sample satisfies the above mentioned features as well as the current bound [68].

To be more precise, the boundary between domains should be blurred to some extent, because the LSS has a finite depth of $\mathcal{O}(0.1) \times 1/H$ and the domain walls also move at a finite speed, probably close to the speed of light. How much the boundary is blurred depends on the angle the domain wall makes with the LSS and the velocity. However, this boundary effect does not change our estimate on the isotropic birefringence, while it affects the anisotropic one slightly. To make a precise estimate, more detailed and dedicated analysis is warranted.

Lastly, let us mention a possibility of domain walls passing through the Earth. In our scenario, $\Delta\Phi$ becomes smaller by $c_\gamma\alpha$ after the domain wall going through the Earth. Also, if the ALP is coupled to the SM fermions, a distinctive signal pattern may be obtained in detectors located at different places in the GNOME experiment [69]. That said, the probability of this event to take place in a period of Δt is $\sim \Delta t H_0$ with H_0 being the Hubble constant, and it is very unlikely to happen in the data-taking time, as long as the domain walls follow the scaling solution. Also the domain wall may spend $\Delta t \sim 10^3 s \left(\frac{10^{-18} \text{ eV}}{m_\phi} \right)$ to go through the Earth, which may also be too long to observe [69].

4 Discussion and conclusions

In our scenario, domain walls separating the adjacent vacua are formed without strings. Therefore, the winding number is trivial everywhere in the universe. This is the reason why the domain walls along the line of sight are irrelevant for the net rotation angle of the CMB polarization. This also explains why our scenario works even if the vacua L and R are physically identical.

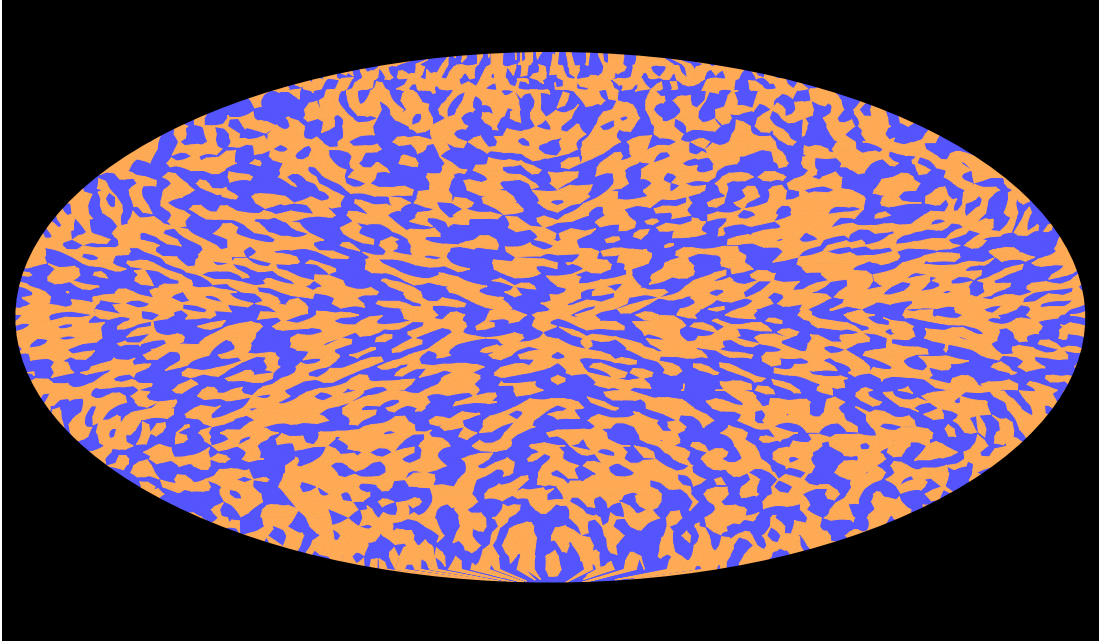


Figure 3: An example of the polarization map of $\Phi(\Omega)$ for photons where in the orange (blue) region we have $\Delta\Phi = \text{sign}[\phi_{\text{today}} - \phi_{\text{LSS}}(\Omega)]c_\gamma\alpha$ ($\Delta\Phi = 0$).

Our mechanism of the domain wall formation works in a wide class of potentials with degenerate vacua, leading to the KB birefringence.¹¹ However, when the potential has a local false vacuum, the discussion may become more complicated than what we have described.

So far we have discussed the domain wall formation before the last scattering. The domain wall formation may also happen after the last scattering, in which case the typical curvature of axion should be lighter than 10^{-29} eV. In this case, we have an almost isotropic polarization without the KB structure.¹² From all directions the polarization angle changes by a value relevant to the difference of $\langle\phi\rangle/f_\phi$ at our vacuum and the value, ϕ_{LSS}/f_ϕ , at the last scattering. The anisotropic birefringence is generated since the ALP distribution has a variance of $\Delta\phi_{\text{LSS}}/f_\phi \sim H_{\text{inf}}/f_\phi^{(\text{inf})}$. Most predictions in this case, however, will be similar to that from the slow-rolling ALP scenario [20, 27, 28, 31]. The difference is the presence of

¹¹Even if $\Delta\theta \gtrsim 2\pi$, domain walls without strings satisfying the scaling solution can be formed. In this case, $\Delta\Phi$ may take more than two discrete values. Our conclusion does not change.

¹²On the other hand, a completely isotropic birefringence may be generated if the axion potential has some local false vacuum like in axion monodromy. The axion is trapped in the false vacuum and undergoes tunneling after phase transition. In this case the prediction may be gravitational waves generated when the bubble walls collide.

domain walls today which may be searched for by other means.

We have assumed that the domain walls follow the scaling solution, but if the domain walls are formed during inflation, the number density of walls is exponentially suppressed, and it does not reach the scaling solution. If the domain wall formation (or the spontaneous breaking of the $U(1)_{\text{PQ}}$ symmetry) takes place around the e-folding number about $50 - 60$, it is possible that domain walls enter the horizon relatively recently after the recombination. In particular, domain walls may be bounded by strings in this case. We expect both isotropic and anisotropic birefringence of the same order as before, but the anisotropy exists only at large scales corresponding to the typical size of the domain walls.

An interesting question is whether the axion can be the dominant dark matter since the mass heavier than $\mathcal{O}(10^{-22} \text{ eV})$ is allowed in our scenario. This possibility has some difficulties. To explain all dark matter by the axion zero mode, it must start to oscillate before the red-shift $z \sim 10^{5-6}$ to evade the Lyman- α constraint [70, 71]. The dominant dark matter starting oscillation at around this period should have an amplitude, ϕ_{amp} , larger than 10^{11} GeV for $m_\phi \lesssim 10^{-17} \text{ eV}$. Thus we need $f_\phi \gtrsim \phi_{\text{amp}} \gtrsim 10^{11} \text{ GeV}$, which excludes the whole viable region in Fig. 2. Even if we can find some solutions to this problem, we need to evade the isocurvature bound. Thus, we have to say it is difficult to make the ALP explain all dark matter. Also, axion is continuously generated by domain walls which follow the scaling solution, its abundance is much smaller than the dark matter abundance for domain walls satisfying (11). Instead, as we have discussed the PQ fermion can be a good candidate of dark matter.

Conclusions

In this Letter, we have proposed a simple mechanism for the ALP domain wall formation without strings, where domain walls separate the two adjacent vacua whose existence is generally expected from the discrete shift symmetry (1). The condition for the domain wall formation can be naturally satisfied if the PQ scalar has a non-minimal coupling to gravity. The domain wall, if formed before the last scattering, both isotropic and anisotropic birefringence are predicted. Interestingly, the former agrees with the recently reported value (3), and the latter should reflect the domain wall configuration at the LSS, independent of the domain walls along the line of sight. We stress that the isotropic birefringence is due to the spontaneous breaking of the exchange symmetry of the two vacua; we must live in one of the two vacua. The detection of the two different cosmic birefringence with the peculiar features will be a smoking-gun evidence for our scenario. Further observation and analysis of the CMB polarization may reveal the information of order KB encoded on the LSS.

Acknowledgments

F.T. thanks Diego Gonzalez, Naoya Kitajima, and Masaki Yamada for fruitful discussion on the possibility of using the domain walls to explain the cosmic birefringence. F.T. was supported by JSPS KAKENHI Grant Numbers 17H02878, 20H01894, 20H05851, and by World Premier International Research Center Initiative (WPI Initiative), MEXT, Japan. W.Y. was supported by JSPS KAKENHI Grant Number 19H05810.

References

- [1] E. Witten, Phys. Lett. B **149**, 351-356 (1984) doi:10.1016/0370-2693(84)90422-2
- [2] P. Svrcek and E. Witten, JHEP **06**, 051 (2006) doi:10.1088/1126-6708/2006/06/051 [arXiv:hep-th/0605206 [hep-th]].
- [3] J. P. Conlon, JHEP **05**, 078 (2006) doi:10.1088/1126-6708/2006/05/078 [arXiv:hep-th/0602233 [hep-th]].
- [4] A. Arvanitaki, S. Dimopoulos, S. Dubovsky, N. Kaloper and J. March-Russell, Phys. Rev. D **81**, 123530 (2010) doi:10.1103/PhysRevD.81.123530 [arXiv:0905.4720 [hep-th]].
- [5] B. S. Acharya, K. Bobkov and P. Kumar, JHEP **11**, 105 (2010) doi:10.1007/JHEP11(2010)105 [arXiv:1004.5138 [hep-th]].
- [6] T. Higaki and T. Kobayashi, Phys. Rev. D **84**, 045021 (2011) doi:10.1103/PhysRevD.84.045021 [arXiv:1106.1293 [hep-th]].
- [7] M. Cicoli, M. Goodsell and A. Ringwald, JHEP **10**, 146 (2012) doi:10.1007/JHEP10(2012)146 [arXiv:1206.0819 [hep-th]].
- [8] M. Demirtas, C. Long, L. McAllister and M. Stillman, JHEP **04**, 138 (2020) doi:10.1007/JHEP04(2020)138 [arXiv:1808.01282 [hep-th]].
- [9] R. D. Peccei and H. R. Quinn, Phys. Rev. Lett. **38**, 1440-1443 (1977) doi:10.1103/PhysRevLett.38.1440
- [10] R. D. Peccei and H. R. Quinn, Phys. Rev. D **16**, 1791-1797 (1977) doi:10.1103/PhysRevD.16.1791
- [11] S. Weinberg, Phys. Rev. Lett. **40**, 223-226 (1978) doi:10.1103/PhysRevLett.40.223
- [12] F. Wilczek, Phys. Rev. Lett. **40**, 279-282 (1978) doi:10.1103/PhysRevLett.40.279
- [13] J. Jaeckel and A. Ringwald, Ann. Rev. Nucl. Part. Sci. **60**, 405-437 (2010) doi:10.1146/annurev.nucl.012809.104433 [arXiv:1002.0329 [hep-ph]].

- [14] A. Ringwald, *Phys. Dark Univ.* **1**, 116-135 (2012) doi:10.1016/j.dark.2012.10.008 [arXiv:1210.5081 [hep-ph]].
- [15] P. Arias, D. Cadamuro, M. Goodsell, J. Jaeckel, J. Redondo and A. Ringwald, *JCAP* **06**, 013 (2012) doi:10.1088/1475-7516/2012/06/013 [arXiv:1201.5902 [hep-ph]].
- [16] P. W. Graham, I. G. Irastorza, S. K. Lamoreaux, A. Lindner and K. A. van Bibber, *Ann. Rev. Nucl. Part. Sci.* **65**, 485-514 (2015) doi:10.1146/annurev-nucl-102014-022120 [arXiv:1602.00039 [hep-ex]].
- [17] D. J. E. Marsh, *Phys. Rept.* **643**, 1-79 (2016) doi:10.1016/j.physrep.2016.06.005 [arXiv:1510.07633 [astro-ph.CO]].
- [18] I. G. Irastorza and J. Redondo, *Prog. Part. Nucl. Phys.* **102**, 89-159 (2018) doi:10.1016/j.ppnp.2018.05.003 [arXiv:1801.08127 [hep-ph]].
- [19] L. Di Luzio, M. Giannotti, E. Nardi and L. Visinelli, *Phys. Rept.* **870**, 1-117 (2020) doi:10.1016/j.physrep.2020.06.002 [arXiv:2003.01100 [hep-ph]].
- [20] Y. Minami and E. Komatsu, *Phys. Rev. Lett.* **125**, no.22, 221301 (2020) doi:10.1103/PhysRevLett.125.221301 [arXiv:2011.11254 [astro-ph.CO]].
- [21] Y. Minami, H. Ochi, K. Ichiki, N. Katayama, E. Komatsu and T. Matsumura, *PTEP* **2019**, no.8, 083E02 (2019) doi:10.1093/ptep/ptz079 [arXiv:1904.12440 [astro-ph.CO]].
- [22] Y. Minami, *PTEP* **2020**, no.6, 063E01 (2020) doi:10.1093/ptep/ptaa057 [arXiv:2002.03572 [astro-ph.CO]].
- [23] Y. Minami and E. Komatsu, *PTEP* **2020**, no.10, 103E02 (2020) doi:10.1093/ptep/ptaa130 [arXiv:2006.15982 [astro-ph.CO]].
- [24] S. M. Carroll, G. B. Field and R. Jackiw, *Phys. Rev. D* **41**, 1231 (1990) doi:10.1103/PhysRevD.41.1231
- [25] S. M. Carroll and G. B. Field, *Phys. Rev. D* **43**, 3789 (1991) doi:10.1103/PhysRevD.43.3789
- [26] D. Harari and P. Sikivie, *Phys. Lett. B* **289**, 67-72 (1992) doi:10.1016/0370-2693(92)91363-E
- [27] S. M. Carroll, *Phys. Rev. Lett.* **81**, 3067-3070 (1998) doi:10.1103/PhysRevLett.81.3067 [arXiv:astro-ph/9806099 [astro-ph]].
- [28] A. Lue, L. M. Wang and M. Kamionkowski, *Phys. Rev. Lett.* **83**, 1506-1509 (1999) doi:10.1103/PhysRevLett.83.1506 [arXiv:astro-ph/9812088 [astro-ph]].

- [29] P. Agrawal, A. Hook and J. Huang, *JHEP* **07**, 138 (2020) doi:10.1007/JHEP07(2020)138 [arXiv:1912.02823 [astro-ph.CO]].
- [30] T. Fujita, Y. Minami, K. Murai and H. Nakatsuka, [arXiv:2008.02473 [astro-ph.CO]].
- [31] T. Fujita, K. Murai, H. Nakatsuka and S. Tsujikawa, [arXiv:2011.11894 [astro-ph.CO]].
- [32] M. Czerny and F. Takahashi, *Phys. Lett. B* **733**, 241-246 (2014) doi:10.1016/j.physletb.2014.04.039 [arXiv:1401.5212 [hep-ph]].
- [33] M. Czerny, T. Higaki and F. Takahashi, *Phys. Lett. B* **734**, 167-172 (2014) doi:10.1016/j.physletb.2014.05.041 [arXiv:1403.5883 [hep-ph]].
- [34] D. Croon and V. Sanz, *JCAP* **02**, 008 (2015) doi:10.1088/1475-7516/2015/02/008 [arXiv:1411.7809 [hep-ph]].
- [35] T. Higaki and F. Takahashi, *JHEP* **03**, 129 (2015) doi:10.1007/JHEP03(2015)129 [arXiv:1501.02354 [hep-ph]].
- [36] R. Daido, F. Takahashi and W. Yin, *JCAP* **05**, 044 (2017) doi:10.1088/1475-7516/2017/05/044 [arXiv:1702.03284 [hep-ph]].
- [37] R. Daido, F. Takahashi and W. Yin, *JHEP* **02**, 104 (2018) doi:10.1007/JHEP02(2018)104 [arXiv:1710.11107 [hep-ph]].
- [38] F. Takahashi and W. Yin, *JHEP* **07**, 095 (2019) doi:10.1007/JHEP07(2019)095 [arXiv:1903.00462 [hep-ph]].
- [39] T. Vachaspati and A. Vilenkin, *Phys. Rev. D* **30**, 2036 (1984) doi:10.1103/PhysRevD.30.2036
- [40] A. Vilenkin, *Phys. Rept.* **121**, 263-315 (1985) doi:10.1016/0370-1573(85)90033-X
- [41] P. W. Graham and A. Scherlis, *Phys. Rev. D* **98**, no.3, 035017 (2018) doi:10.1103/PhysRevD.98.035017 [arXiv:1805.07362 [hep-ph]].
- [42] F. Takahashi, W. Yin and A. H. Guth, *Phys. Rev. D* **98**, no.1, 015042 (2018) doi:10.1103/PhysRevD.98.015042 [arXiv:1805.08763 [hep-ph]].
- [43] F. Takahashi and W. Yin, *JHEP* **10**, 120 (2019) doi:10.1007/JHEP10(2019)120 [arXiv:1908.06071 [hep-ph]].
- [44] S. Nakagawa, F. Takahashi and W. Yin, *JCAP* **05**, 004 (2020) doi:10.1088/1475-7516/2020/05/004 [arXiv:2002.12195 [hep-ph]].
- [45] R. T. Co, E. Gonzalez and K. Harigaya, *JHEP* **05**, 163 (2019) doi:10.1007/JHEP05(2019)163 [arXiv:1812.11192 [hep-ph]].

- [46] T. Kobayashi and L. Ubaldi, *JHEP* **08**, 147 (2019) doi:10.1007/JHEP08(2019)147 [arXiv:1907.00984 [hep-ph]].
- [47] J. Huang, A. Madden, D. Racco and M. Reig, *JHEP* **10**, 143 (2020) doi:10.1007/JHEP10(2020)143 [arXiv:2006.07379 [hep-ph]].
- [48] W. H. Press, B. S. Ryden and D. N. Spergel, *Astrophys. J.* **347**, 590-604 (1989) doi:10.1086/168151
- [49] T. Garagounis and M. Hindmarsh, *Phys. Rev. D* **68**, 103506 (2003) doi:10.1103/PhysRevD.68.103506 [arXiv:hep-ph/0212359 [hep-ph]].
- [50] J. C. R. E. Oliveira, C. J. A. P. Martins and P. P. Avelino, *Phys. Rev. D* **71**, 083509 (2005) doi:10.1103/PhysRevD.71.083509 [arXiv:hep-ph/0410356 [hep-ph]].
- [51] P. P. Avelino, C. J. A. P. Martins and J. C. R. E. Oliveira, *Phys. Rev. D* **72**, 083506 (2005) doi:10.1103/PhysRevD.72.083506 [arXiv:hep-ph/0507272 [hep-ph]].
- [52] A. M. M. Leite and C. J. A. P. Martins, *Phys. Rev. D* **84**, 103523 (2011) doi:10.1103/PhysRevD.84.103523 [arXiv:1110.3486 [hep-ph]].
- [53] A. M. M. Leite, C. J. A. P. Martins and E. P. S. Shellard, *Phys. Lett. B* **718**, 740-744 (2013) doi:10.1016/j.physletb.2012.11.070 [arXiv:1206.6043 [hep-ph]].
- [54] C. J. A. P. Martins, I. Y. Rybak, A. Avgoustidis and E. P. S. Shellard, *Phys. Rev. D* **93**, no.4, 043534 (2016) doi:10.1103/PhysRevD.93.043534 [arXiv:1602.01322 [hep-ph]].
- [55] Y. B. Zeldovich, I. Y. Kobzarev and L. B. Okun, *Zh. Eksp. Teor. Fiz.* **67**, 3-11 (1974) SLAC-TRANS-0165.
- [56] A. Payez, C. Evoli, T. Fischer, M. Giannotti, A. Mirizzi and A. Ringwald, *JCAP* **02**, 006 (2015) doi:10.1088/1475-7516/2015/02/006 [arXiv:1410.3747 [astro-ph.HE]].
- [57] M. C. D. Marsh, H. R. Russell, A. C. Fabian, B. P. McNamara, P. Nulsen and C. S. Reynolds, *JCAP* **12**, 036 (2017) doi:10.1088/1475-7516/2017/12/036 [arXiv:1703.07354 [hep-ph]].
- [58] M. Meyer, M. Giannotti, A. Mirizzi, J. Conrad and M. A. Sánchez-Conde, *Phys. Rev. Lett.* **118**, no.1, 011103 (2017) doi:10.1103/PhysRevLett.118.011103 [arXiv:1609.02350 [astro-ph.HE]].
- [59] I. G. Irastorza, F. T. Avignone, S. Caspi, J. M. Carmona, T. Dafni, M. Davenport, A. Dudarev, G. Fanourakis, E. Ferrer-Ribas and J. Galan, *et al.* *JCAP* **06**, 013 (2011) doi:10.1088/1475-7516/2011/06/013 [arXiv:1103.5334 [hep-ex]].

- [60] E. Armengaud, F. T. Avignone, M. Betz, P. Brax, P. Brun, G. Cantatore, J. M. Carmona, G. P. Carosi, F. Caspers and S. Caspi, *et al.* JINST **9**, T05002 (2014) doi:10.1088/1748-0221/9/05/T05002 [arXiv:1401.3233 [physics.ins-det]].
- [61] E. Armengaud *et al.* [IAXO], JCAP **06**, 047 (2019) doi:10.1088/1475-7516/2019/06/047 [arXiv:1904.09155 [hep-ph]].
- [62] H. Tashiro, J. Silk and D. J. E. Marsh, Phys. Rev. D **88**, no.12, 125024 (2013) doi:10.1103/PhysRevD.88.125024 [arXiv:1308.0314 [astro-ph.CO]].
- [63] A. Salvio, A. Strumia and W. Xue, JCAP **01**, 011 (2014) doi:10.1088/1475-7516/2014/01/011 [arXiv:1310.6982 [hep-ph]].
- [64] A. Kogut, D. J. Fixsen, D. T. Chuss, J. Dotson, E. Dwek, M. Halpern, G. F. Hinshaw, S. M. Meyer, S. H. Moseley and M. D. Seiffert, *et al.* JCAP **07**, 025 (2011) doi:10.1088/1475-7516/2011/07/025 [arXiv:1105.2044 [astro-ph.CO]].
- [65] K. N. Abazajian *et al.* [CMB-S4], [arXiv:1610.02743 [astro-ph.CO]].
- [66] D. Baumann, D. Green and M. Zaldarriaga, JCAP **11**, 007 (2017) doi:10.1088/1475-7516/2017/11/007 [arXiv:1703.00894 [astro-ph.CO]].
- [67] F. Takahashi, M. Yamada and W. Yin, [arXiv:2007.10311 [hep-ph]].
- [68] T. Namikawa, Y. Guan, O. Darwish, B. D. Sherwin, S. Aiola, N. Battaglia, J. A. Beall, D. T. Becker, J. R. Bond and E. Calabrese, *et al.* Phys. Rev. D **101**, no.8, 083527 (2020) doi:10.1103/PhysRevD.101.083527 [arXiv:2001.10465 [astro-ph.CO]].
- [69] H. Masia-Roig, J. A. Smiga, D. Budker, V. Dumont, Z. Grujic, D. Kim, D. F. Jackson Kimball, V. Lebedev, M. Monroy and S. Pustelny, *et al.* Phys. Dark Univ. **28**, 100494 (2020) doi:10.1016/j.dark.2020.100494 [arXiv:1912.08727 [astro-ph.IM]].
- [70] A. Sarkar, S. Das and S. K. Sethi, JCAP **03**, 004 (2015) doi:10.1088/1475-7516/2015/03/004 [arXiv:1410.7129 [astro-ph.CO]].
- [71] S. Agarwal, P. S. Corasaniti, S. Das and Y. Rasera, Phys. Rev. D **92**, no.6, 063502 (2015) doi:10.1103/PhysRevD.92.063502 [arXiv:1412.1103 [astro-ph.CO]].