

# Drop Impact Dynamics of Complex Fluids: A Review

Phalguni Shah and Michelle M. Driscoll

*Department of Physics and Astronomy,*

*Northwestern University, Evanston, IL, USA*

## Abstract

The impact of fluid drops on solid substrates has widespread interest in ink-jet printing, agricultural pesticides, and many other industrial coating and spraying applications. A large body of experimental and theoretical work has been done to understand the impact dynamics of Newtonian fluids, yet we are far from understanding the drop impact of complex fluids. In this review, we outline recent experimental, theoretical, and computational advances in the study of impact dynamics of complex fluids on solid surfaces. Here, we provide an overview of this field, with our discussion segmented by different material constitutions. Throughout, we highlight promising future directions, as well as ongoing experimental and theoretical challenges in the field.

## CONTENTS


I. Introduction	3
II. Advances in Newtonian drop impact	5
III. Colloidal suspensions	10
A. Colloidal drop impact: shear-thinning regime	12
B. Colloidal Drop impact: shear-thickening regime	14
IV. Granular Suspensions	15
A. Spreading and receding dynamics	16
B. Splashing threshold	18
V. Polymeric fluids	20
A. Experimental results	21
B. Numerical studies	23
VI. Outlook	25
A. Theoretical and computational challenges	26
B. Open questions and perspectives	27
References	28

## I. INTRODUCTION

The impact of fluid drops on solid surfaces is ubiquitous in many natural and industrial processes such as geological erosion, spraying and coating of surfaces, ink-jet printing, and agrochemical delivery. The phenomena of drop impact is a nuanced problem, and the relevant parameter space is vast. In addition to the impact conditions (e.g. impact velocity, drop size, impact angle), the dynamics of drop impact is controlled by the properties of the fluid (e.g. density, surface tension, viscosity), the properties of the surface (e.g. contact angle with the fluid, surface roughness, and hydrophobicity), and the properties of the surrounding gas (e.g. density, pressure, and molecular weight) [1, 2]. While the impact dynamics of Newtonian fluids have been studied extensively for over a century, the body of work done to understand the impact of non-Newtonian or complex fluid drops has been limited to date. In addition to spreading and splashing, complex fluids can exhibit a diverse array of behaviors such as solidification and delayed spreading upon impact [Fig. 1]. The rich variety of flow behaviors observed in complex fluids make understanding drop impact in these materials a challenging problem. However, this is an important challenge to undertake, as many of the industrial applications of drop impact involve complex fluids. Furthermore, drop impact studies allow us to probe material behavior at very high strain rates, a regime that is often inaccessible via conventional rheometry techniques. For example, a fluid drop of diameter  $d_0 = 3$  mm impacting a surface at a velocity of  $u = 5$  m/s would undergo a strain rate of  $\dot{\gamma} = \frac{u}{d_0} = 1.67 \times 10^3 \text{ s}^{-1}$  at impact; this is approaching the operating limit of most rheometers. Drop impact experiments can therefore provide a bridge to expand our understanding of flow properties of complex fluids into the high-strain rate regime. Furthermore, drop impact allows an exploration of these flow behaviors in a system with a deformable free surface, rather than the bulk measurements under confinement one typically encounters in rheometry data. As we will discuss below, the free surface allows for observation of new and unusual behaviors.

The goal of this review is to provide a summary of the work on the impact of complex fluid drops. Much of the work summarized here is confined to impact on dry, solid surfaces — the most straightforward impact scenario to interpret. Complex fluids exhibit a large variety of rheological behavior, and much of the literature has focused on rather disparate regimes of this phase space. Here, we attempt to classify the existing work on complex fluid

## Newtonian impact



## Non-Newtonian impact



FIG. 1. **Behavior of impacting drops of Newtonian (a-c) and complex fluids (d-f).** (a) A drop of mercury (a Newtonian fluid) spreading on glass (Adapted from [2]), (b) a drop of mercury undergoing a prompt splash when impacted on superhydrophobized glass (Adapted from [2]), (c) a drop of silicone oil exhibiting corona splash on glass, (d) a drop of silica in water ( $\phi = \%$ ) partially jammed after impacting on glass (Adapted from [3]), (e) a drop of dense granular suspension after impacting on glass, making a pile-like shape instead of completely spreading out (Adapted from [4]), and (f) A drop of 0.25% Carbopol in water impacting a wet substrate (Adapted from [5]).

impact into physically relevant categories, and draw connections that relate impact behavior to rheological data. We hope to provide a useful reference point for future studies and help move towards a more comprehensive understanding of the physics of complex fluids under high stresses.

The review is structured as follows: Section II provides an overview of the current state of the Newtonian drop impact field. We have organized the remaining sections of the review by material composition, grouping studies by rheological behavior.

The advances in the impact dynamics of colloidal suspensions are discussed in section III. Section IV outlines the impact dynamics of granular suspensions. In section V, we summarize both experimental and numerical results for the impact of polymeric drops. Section VI concludes the review by discussing the current challenges in the field, and also suggests several directions of research that would lead to a comprehensive understanding of the impact of complex fluids on solid substrates.

## II. ADVANCES IN NEWTONIAN DROP IMPACT

Drop impact of Newtonian fluids has been a topic of study for over a century [6]. Despite many key differences between the impact dynamics of Newtonian and complex fluids, Newtonian drop impact studies have provided the foundation for their complex fluid counterparts. In this section, we summarize the state of the Newtonian drop impact field, before we dive into the impact dynamics of complex fluid drops. We emphasize that this section is not intended to be a comprehensive review of Newtonian drop impact, as we cannot possibly capture all aspects of this vast field in this brief overview. Instead, we aim to give the reader an outline of the major developments in this field, and to highlight aspects of Newtonian impact which are most relevant to the impact dynamics of complex fluids. For a more complete discussion of this field, we refer the interested reader to the following reviews on the subject [1, 2].

The impact behavior of a Newtonian drop can often be predicted by considering the relative importance of various stresses, namely inertial, viscous, and surface stresses. As with other fluid dynamics problems, this is often quantified using dimensionless quantities. The most common dimensionless numbers used in Newtonian drop impact are constructed using fluid properties (density,  $\rho$ , surface tension,  $\sigma$ , and dynamic viscosity,  $\mu$ ) and impact parameters (drop diameter,  $d_0$  and impact velocity,  $U$ ):

- Reynolds number ( $Re$ ): ratio of inertial and viscous stresses,  $Re = \frac{\rho U d_0}{\mu}$ . Large  $Re$  implies viscous stresses are negligible compared to inertia.
- Weber number ( $We$ ): ratio of inertial and surface stresses,  $We = \frac{\rho U^2 d_0}{\sigma}$ . Large  $We$  signifies that surface stresses are negligible compared to inertia.
- Ohnesorge number ( $Oh$ ): compares the effect of viscous stresses with the combined effect of surface stresses and inertia,  $Oh = \frac{\sqrt{We}}{Re}$ . This is an ideal dimensional entity for use in studies where inertial, viscous, and surface stresses may all be relevant (a common scenario for impacts at a few m/s).

These dimensionless numbers are often modified to describe complex fluid impacts; we will introduce these modified quantities as well as new dimensionless numbers as needed.

When a fluid drop impacts a surface, the drop radially expands on the timescale of a few milliseconds. During this process, fluid inertia is converted into surface energy, while

being opposed by viscous stresses, fluid-solid surface interactions, and ambient gas effects. Later in the process, after the drop has reached its maximum expansion, the fluid recedes; the drop may undergo several oscillations of spreading and receding depending on fluid and surface parameters. In some impact regimes, the rim of the spreading drop becomes unstable, leading to ejection of secondary droplets, this is termed ‘splashing’. A large body of work has been done to understand the spreading dynamics (spreading time and the maximum spreading diameter), receding dynamics, and the transition from spreading to splashing [1, 2]. Below, we summarize findings about the spreading, receding, bouncing, and splashing of Newtonian drops. We then proceed to outline studies on small targets, oblique impacts, and impacts on soft substrates.

The maximum spreading diameter of a drop after impact is governed by the balance between drop inertia, surface tension, and viscous dissipation, and a sizable amount of work has been done to obtain scaling laws for maximum spreading. Energy conservation arguments in the low-viscosity, high-inertia regime (large  $Re$ ,  $We$ ) suggest that the maximum spread should scale as  $We^{\frac{1}{2}}$ . On the other hand, some experimental data [7] have indicated a contradictory scaling of  $We^{\frac{1}{4}}$ , though measurements were only made for water drops [8]. In the high-viscosity, low-inertia regime (small  $Re$ ), the maximum spread has been observed to follow the scaling of  $Re^{\frac{1}{5}}$ , but forensic studies have been known to use a  $Re^{\frac{1}{4}}$  scaling [7, 8]. To unite these disparate experimental observations that report different scaling laws for different fluids, it has been proposed that a broad crossover regime exists between the inertial and viscous extremes. Recent works have focused on developing a universal scaling for the maximum spreading diameter, incorporating the effects of both inertia and viscosity [8, 9]. Laan et al. [8] used the first order Padé approximation to propose the scaling:

$$\beta_{max} = Re^{\frac{1}{5}} \left( \frac{P^{\frac{1}{2}}}{A + P^{\frac{1}{2}}} \right),$$

where  $P = We(Re)^{-\frac{2}{5}}$ , as suggested by energy conservation [10, 11]. This scaling was able to fit not only data for glycerol-water mixtures of varying viscosities, but for blood, a shear-thinning fluid, approximated as a Newtonian fluid with viscosity equal to its high-shear viscosity. Lee et al. [9] further modified this scaling law to include the maximum spread at zero impact velocity by incorporating the details of surface wettability, and showed that this scaling holds for a range of fluids. In summary, by incorporating surface wettability effects as well as fluid  $We$  and  $Re$ , current scaling models have successfully predicted the

maximum spread for a large variety of Newtonian fluid impacts.

After the spreading phase, the impacted drop may retract depending on the impact Weber number and the interaction with the substrate. Compared to maximum spread, studies on the retraction dynamics have been less extensive. Bartolo et al. [12] studied the retraction rate of drops impacting at high  $We$  on hydrophobic surfaces. They observed that the retraction velocity, when normalized by the maximum spread, was independent of impact velocity. This suggests that the impact velocity governs the drop spreading phase via drop inertia, but it has a negligible effect on the dynamics of the receding phase. The authors additionally observed the transition from inertial to viscous regime at around  $Oh \sim 0.05$ , which could be predicted with simple hydrodynamic arguments.

In addition to spreading and receding, liquid drops impacting on hydrophobic surfaces may completely retract and bounce back off the impact surface. For low-viscosity and high-inertia (high  $Re$  and  $We$ ) impacts, drops have been observed to bounce almost elastically; this behavior has been successfully modeled as a simple spring-mass systems [13]. Recently, this model has been extended to drops of moderate viscosity fluids using a damped spring-mass equation [14]. This damped model showed that the contact time (time interval for which the drop was in contact with the substrate) increased slightly for higher viscosity fluids. At the same time, the coefficient of restitution (measuring how elastic the collision was) dropped to zero with increasing fluid viscosity, owing to higher viscous dissipation during contact [14]. Decreasing the contact time during impact is key for the development of water-repellent surfaces, and the use of macrostructures has been proposed for such applications [15]. For a more detailed discussion of drop impact on hydrophobic surfaces, we refer the reader to this recent review [16].

As both intrinsic fluid properties and the fluid-substrate interaction affect the impact dynamics, decoupling the two effects is essential for a better understanding of the impact process. To this end, experiments on small targets have proven to be an effective way to minimize substrate effects. Such targets are typically comparable in size to the drop diameter, but are much smaller than the maximum spread of the drop, eliminating fluid-substrate interactions during much of the spreading process. As gravity plays a negligible role over the impact timescale (a few milliseconds), small target studies still produce a horizontally spreading film. Scaling laws have been fairly successful in characterizing the spreading over time in both viscous and inertial regimes [17]. Recent works have also focused

on the role of different target geometries on controlling droplet spread and splash [18, 19].

After the spreading phase, a drop undergoing a high- $We$  or  $Re$  impact often ejects small droplets from its unstable rim, leading to ‘splashing’. The transition to splashing was originally proposed to be governed by the parameter  $K = We(Re)^{\frac{1}{2}}$  [20, 21]. This characterization of splashing was very limited, as it incorporated only the fluid and impact properties. More recent studies have demonstrated that the quantitative value of the splashing threshold additionally depends both on the details of the substrate [22] and surprisingly, the surrounding gas properties [23]. The observation by Xu et al. [23] that lowering the ambient pressure could completely suppress splashing has inspired numerous works aimed at understanding the mechanism behind this phenomenon. The role of gas as well as the microscopic details of the moving liquid-solid contact line have both been explored [24–29]. Riboux and Gordillo [24] derived a splash criteria for drops impacting on partially wetting solids, which incorporated the liquid and gas viscosity, density, interfacial tension, drop size, and the gas mean free path. The ratio of the gas mean free path and lamella thickness was shown to be a key control parameter in this splashing criteria, potentially suggesting the mechanism by which ambient gas acts to suppress splashing. Recently, the authors modified this criteria to incorporate boundary layer effects in the gas [25]. This model has had great success predicting the splash threshold for a range of fluids impacting on multiple substrates [25]. Complimentary work by Jian et al. [28] numerically studied the effect of gas density and viscosity on splashing, assuming both the liquid and gas to be incompressible. They observed the splashing threshold to be primarily controlled by gas viscosity, with a small correction due to density. As this study explored a different range of Weber and Reynolds number, their findings are not directly comparable to that of Riboux and Gordillo [24, 25]. Such a direct comparison would be an ideal area for future exploration, as it can affirm the validity of our current understanding of gas effects on splashing, as well as establish whether the low-pressure splash suppression effect works via the same mechanism in all regimes. Incorporating the effect of gas compressibility in future studies would be valuable, albeit challenging.

While it is clear that the dynamic contact angle plays a role in splashing dynamics [29, 30], it is difficult to understand the physics of this process as it remains a challenge to measure the microscopic dynamic contact angle experimentally. The dynamic contact angle is set by fluid-substrate interactions, and differs during the spreading and receding phases [31].



Recent work by Quetzeri-Santiago et al. [29] experimentally investigated the effect of contact angle on splashing dynamics, and proposed that the advancing dynamic contact angle is a more suitable parameter than the static contact angle for predicting the splashing threshold. Their predictions agree with past studies on hydrophilic surfaces, and potentially extend our understanding of splashing to hydrophobic surfaces.

Although most drop impact studies have focused on normal impact and hard substrates, real-life impacts often happen at an angle, or on compliant surfaces. The best example of this is the spraying of pesticides onto leaves, a process where both of these modifications come into play. Studies on splashing onto oblique and translating surfaces [32–34] have found that in some cases splashing can be suppressed in the ‘uphill’ direction, while still occurring in the ‘downhill’ direction due to the asymmetry of the impact. Models for maximum spreading diameter have been shown to be applicable to inclined systems, considering the normal component of impact velocity and short axis of spreading [8]. Inclined impacts can also be simulated by imparting a tangential velocity to the substrate. Bird et al. [32] analyzed such impacts on moving surfaces, also observing asymmetric splash.

Despite the connection with many industrial and agricultural process, the impact of Newtonian drops onto soft elastic surfaces has not been as well-explored as that on rigid surfaces. Pepper et al. explored the splash threshold as a function of impact velocity and surface compliance, finding that a more compliant surface lowered the impact velocity at which splashing occurred [35]. More recent work similarly observed suppressed splashing as the Young’s modulus of the substrate was decreased, and linked it to the increased energy dissipation occurring due to the softer impact substrate [36]. Further studies on these lines, for Newtonian as well as complex fluids, would open up novel yet facile ways to control splashing and secondary droplet ejection in a variety of applications.

The relevant parameter space for Newtonian drop impact is large, as it includes properties of the liquid, the substrate, as well as the surrounding gas. Though much progress has been made [24, 37], simulation and theory in this area are particularly challenging due to the large dynamic range of both timescales and lengthscales involved [2]. Additionally, most experimental data are at intermediate values of Reynolds numbers, a regime that is the most challenging to study theoretically as neither inertial nor viscous stresses can be neglected. In addition to the need for more theoretical studies, there are multiple experimental avenues that deserve more exploration. While it has been well-established that substrate properties

play a role in setting the splashing threshold [38, 39], likely by controlling the dynamic contact angle [29, 30], more experiments studying the effect of micro-patterned substrates (with both regular and random patterns) on spread, splash, and bounce would be beneficial to a number of industrial applications.

Although complex fluid drops can behave quite differently due to their non-Newtonian rheology, many parallels can be drawn with the Newtonian impact field. In the following sections, we make these connections between the two fields as we summarize impact studies of complex fluids. We additionally point out phenomena that need more exploration in order to build a more holistic picture of the similarities and differences between the physics of Newtonian and non-Newtonian drop impact.

### III. COLLOIDAL SUSPENSIONS

Colloidal suspensions are typically defined as micron-sized or smaller particles suspended in a Newtonian fluids such as water. Colloidal suspensions are often referred to as ‘Brownian’ suspensions due to the ability of particles in this size range suspended in water-like fluids to exhibit Brownian motion at room temperature. Suspensions made of particles too large to exhibit Brownian motion are often termed non-Brownian or granular suspensions. However, the particle size range that separates colloidal suspensions from granular ones is not well-established, and can vary based on flow velocities. Furthermore, drop impact occurs in the regime of high Peclet number (the ratio of shear rate and particle diffusion rate), that is, the high-velocity flows which occur during impact and spreading dominate any diffusive motion. Thus, for the purposes of this review, we have chosen to divide these two categories based on whether the individual particle inertia plays a role in the physics of impact. This section discusses studies where impact behavior can be connected to the bulk rheology of the complex fluid, whereas Section IV discusses studies where the inertia of individual particles may governs impact outcomes.

A drop impacting on a solid substrate experiences large shear rates that vary spatially throughout the drop as well as over time. This variation is especially relevant to the problem of impacting complex fluids, as their rheological properties can change dramatically as a function of shear rate. Below we first summarize the current understanding of shear-thinning and shear-thickening, the two primary rheological phenomena relevant to the impact of

colloidal drops. We then highlight impact studies for each of these regimes, and connect them to insights from rheology. We conclude by elucidating the open problems in the field and highlighting the questions most pertinent to enhance our understanding to how colloidal suspensions behave under impact conditions.

Many colloidal suspensions show non-Newtonian behavior under flow, that is the viscosity of these suspensions is not a material parameter, but depends on the local stress (viscosity is constant for Newtonian fluids). Typically, suspension viscosity is a function of both the concentration of colloidal particles and the value of applied stress [40, 41]. At low particle concentrations, a typical colloidal suspension will behave in a similar manner to a Newtonian fluid (constant viscosity), albeit with a higher viscosity than the suspending liquid, see the  $\phi = 0.09, 0.18$  curves in Figure 2a. At moderate particle concentrations, most colloidal suspensions exhibit shear-thinning, or a decrease in bulk viscosity with increasing applied stress. Shear thinning liquids have a relatively high viscosity, the ‘zero-shear viscosity’, that decreases with increasing shear rates and then plateaus at the ‘infinite-shear viscosity’ value. This is illustrated for the  $\phi = 0.28$  and  $\phi = 0.34$  curves in Figure 2a. The average of the zero-shear and infinite-shear viscosity, known as the ‘consistency coefficient’, can be used to characterize the behavior of these liquids. At high particle concentrations, shear thickening often emerges; these suspensions show an increasing viscosity and hence a higher resistance to flow as applied stress is increased, as illustrated by the curves at  $\phi = 0.43$  and above in 2a. As shown in 2a, the same fluid can exhibit both shear-thinning and thickening behavior depending on the value of the applied stress; dense colloidal suspensions often exhibit shear thinning at low shear stresses and then begin to shear thicken as the shear stress is increased.

Elucidating the link connecting non-Newtonian rheological behavior to material microstructure has long been a driving goal for the rheological community. Much progress has been made, but this is a challenging problem and many open questions remain [40]. A general consensus has emerged that shear thinning is the result of the microscopic ordering of particles and the decreasing contribution of entropic forces as the Peclet number increases [42]. However, the physical mechanism for shear thickening has not been completely elucidated. There are two broad types of shear-thickening behavior: continuous shear thickening (CST) is defined as a viscosity which increases continuously with shear rate, while the sudden jump observed in viscosity at high shear rates is known as discontinuous shear thickening (DST). Dense particle suspensions often show a transition from CST

to DST as the volume fraction increases. While it has been proposed that the hydrodynamic rearrangements of particles into clusters can potentially cause weak shear thickening, there is an emerging consensus that DST arises due to the transition from lubrication-mediated contacts to friction-mediated contacts [41, 43, 44]. This is additionally supported by the observation that DST is often a precursor to ‘shear jamming’, beyond which flow in the suspension is not possible without fracture [45].

### **A. Colloidal drop impact: shear-thinning regime**

Despite the ubiquity of shear thinning fluids, there have been relatively few studies focused on drop impact in shear-thinning fluids. Surprisingly, the broad conclusion of these studies is that shear-thinning drops show a qualitatively similar behavior to Newtonian fluids, and can be well-described by models used in Newtonian impacts, provided the appropriate viscosity is used [46, 47].

To study the effect of varying shear viscosity during impact, An and Lee [48] compared the quantitative spreading behavior of impacting shear-thinning (xanthan solutions) and Newtonian (water-glycerol) drops. They assumed that the average viscosity in the drop oscillates between the fluid’s zero-shear viscosity and infinite shear viscosity during spreading, receding, and oscillating phases, as shown schematically in Figure 2b. During spreading, receding, and subsequent oscillations (if any) of the impacted drop, the fluid velocity reaches a maximum and goes down to zero, potentially in a cyclical manner. As the shear rate is linearly proportional to the fluid velocity, it must also oscillate over the impact process. In their study, An and Lee [48] observed that the maximum spreading diameter of the shear thinning liquid was qualitatively similar to that of Newtonian fluids, with a fluid viscosity defined by an average of the infinite shear viscosity and the zero-shear viscosity. Thus, by assuming an average shear viscosity for the shear-thinning liquid, one can capture its spreading behaviour using an existing Newtonian model [49].

The impact dynamics of blood (a shear thinning fluid) are of special interest due to its relevance in forensic analyses. De Goede et al. [26] studied the impact of blood on different smooth surfaces, and observed that substrate wettability had little effect on the splashing threshold of blood; this has similarly been observed in Newtonian fluids [24]. As with other studies of shear-thinning fluids, no qualitative differences between the spreading dynamics

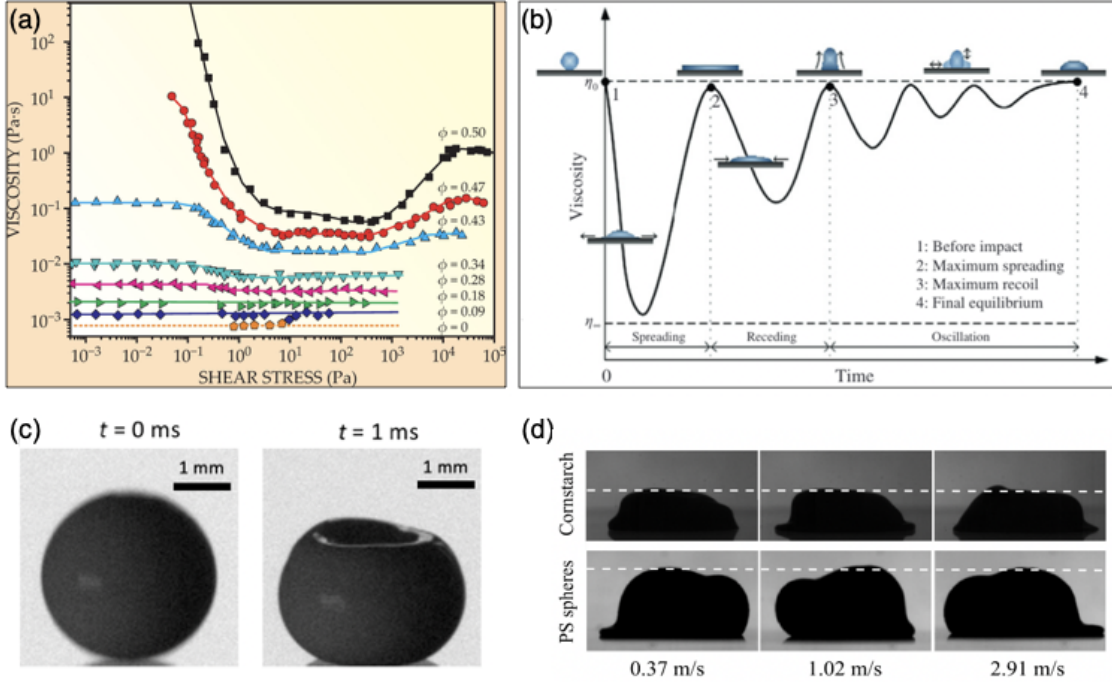


FIG. 2. **Rheology and impact behavior of colloidal suspensions.** (a) Viscosity data for colloidal latex suspensions, measured as a function of applied shear stress, for increasing volume fractions. With increasing shear stress, the fluid shows shear thinning and the shear-thickening. The non-Newtonian behavior is more pronounced for more concentrated suspensions. Adapted from [50]. (b) Schematic of the hypothesized variation in viscosity during the impact of shear-thinning drops. Adapted from [48]. (c) A drop of dense colloidal suspension (49% by volume) before and after impact on a glass substrate. After impact, a dimple forms at the top, indicating that the drop is jammed at the bottom but still liquid-like at the top. Adapted from [3]. (d) Snapshots of cornstarch and polystyrene suspension drops after impacting on a solid surface. The drop height  $h$  was observed to be independent of impact velocity. Adapted from [51].

of blood and Newtonian fluids were observed, provided the appropriate viscosity is used.

In future works on shear-thinning drop impact, extensive use of techniques to measure local stresses in an impacting drop is key. As many fluids exhibit both shear thinning and shear thickening behaviors depending on the applied shear rate, it would be interesting to explore drop impact in the range of shear rates where some fluids transition from shear thinning to shear thickening; these shear rates are easily experimentally accessible using an impact height of a few meters. In this region, one might expect to observe novel instabilities

due to the spatio-temporal variation in shear rate. Direct observations, or numerical work on the spatial variation of shear stresses during all phases of drop impact could provide a necessary phenomenological basis for understanding the flow of these liquids at high stresses.

### **B. Colloidal Drop impact: shear-thickening regime**

Shear thickening fluids typically show an increasing viscosity with increasing shear stress, often transitioning to jamming (solid-like behavior) at the highest stresses. Drop impact studies of such fluids allow one to access regimes of large shear rates ( $\mathcal{O}(10^3)$  and greater) that are challenging to access via current rheometry techniques without losing fluid containment. Despite having great potential to expand our knowledge of the high stress response of these materials, drop impact studies of shear thickening fluids have been few and far between, likely due to the experimental challenges inherent to working with dense colloidal suspensions.

As concentrated suspensions have a high effective viscosity, the drop's surface energy typically has a negligible effect on impact dynamics. Therefore at high impact speeds, inertia and fluid viscosity are the dominate control parameters. On impact, such dense suspension drops have been observed to undergo jamming; partially or completely solidifying [3, 51], see Figure 2 c,d. Boyer et al. [51] observed that shear-thickening drops (cornstarch and polystyrene suspensions,  $d \sim 5$  to  $20\mu m$ , volume fraction  $\phi > 0.33$ ) showed a maximum deformation that was independent of the impact velocity, and the drops stayed frozen at the maximum deformation for much longer than the characteristic impact timescale [Fig. 2(d)]. Another study has reported that concentrated colloidal drops ( $\phi \sim 0.6$ ) impacted over hydrophobic PTFE surfaces stayed jammed for days [52]. This suggests that the interaction between the drop and the surface plays a key role in the long-timescale drop dynamics. Investigation of the scaling laws of these spreading dynamics and comparison with other complex fluids is needed. Similar experimental work on hydrophilic surfaces exploring the relaxation time of jammed drops over long timescales would be of great interest, as it would provide a unique platform to explore the physics of unjamming.

Though current studies of shear-thickening fluids are sparse, they have clearly identified novel behaviors, such as partial/complete solidification upon impact. To use drop impact as platform to study stress-induced jamming, this work should be expanded, with special

attention paid to suspensions in both the CST and DST limits. To understand the physics of localized shear jamming, systematic measurements of shear stresses in the impacted drop are crucial. Overall shear stresses in impacting drops can be estimated and measured, but localized information is quite challenging to obtain experimentally. This information is key to understanding the observed partial jamming processes, and development of new experimental techniques to obtain this information should be prioritized. Promising avenues for obtaining these measurements include localized measurements of boundary stresses (akin to traction force microscopy measurements [53]) and the development of techniques for visualization of suspension microstructure with high temporal resolution.

Another avenue ripe for exploration is the role of particle shape. It is well-known from bulk rheological measurements that the critical volume fraction for jamming varies with particle shape. In particular, elongated (large aspect ratio) particles can exhibit jamming behavior at dramatically lower volume fractions than their spherical counterparts [54, 55]. However, the role of particle shape on drop impact outcomes has thus far been unexplored. These studies would have both the potential to probe the role of shape asymmetry in the high-stress behavior of suspensions as well as to aid in connection to industrial processes, where the component particles in slurries and suspensions are often far from spherical.

#### IV. GRANULAR SUSPENSIONS

Granular suspensions, composed of large (here greater than  $\sim 100$  microns) particles behave quite differently upon impact than colloidal suspensions. In these suspensions, inter-particle interactions are typically negligible, and individual particle inertia can play a dominant role in the physics of impact. As we will show, especially at high impact velocities, these systems are better understood in a particle-based manner, rather than in the bulk rheological context used to understand the impact of colloidal suspension drops.

In the low- and moderate- volume fraction range (approximately  $\phi < 0.60$ , though this value is set by the details of the particles used), the drop impact of granular suspensions can be studied in terms of the dimensionless parameters typically used for Newtonian and colloidal drop impact ( $We = \frac{\rho U^2 d_o}{\sigma}$ ,  $Re = \frac{\rho U d_o}{\mu}$ , and  $Re_{\text{eff}} = \frac{\rho U d_o}{\mu_{\text{eff}}}$ ). However, for very dense suspension drops impacting at high  $We$ , granular particles can overcome the surface forces of the surrounding fluids during impact and individually escape. Owing to this, the impact

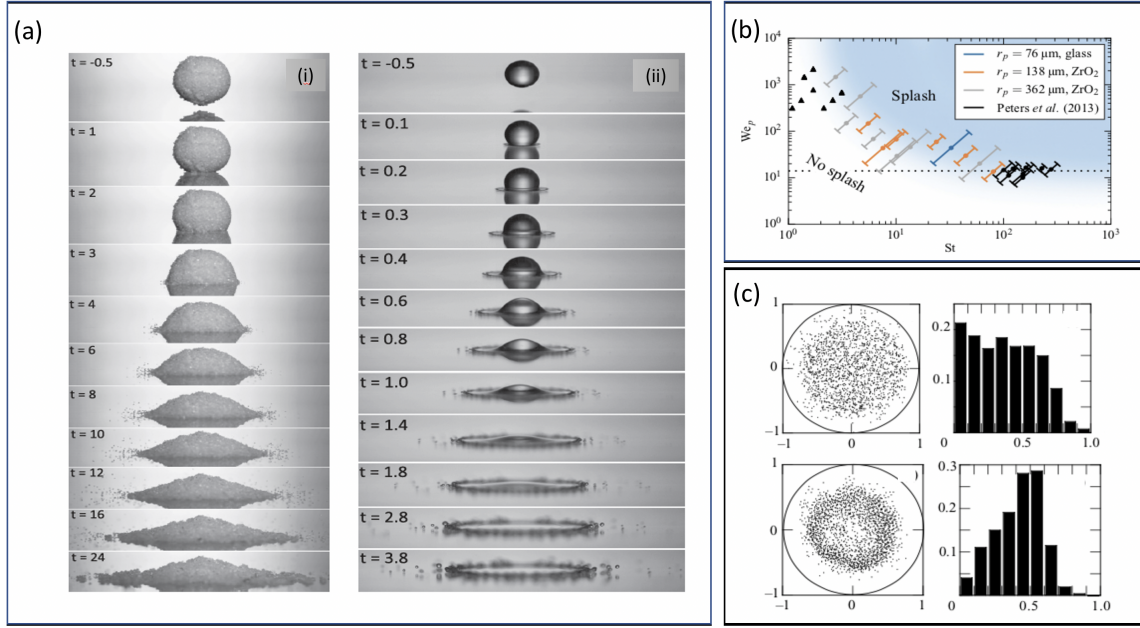


FIG. 3. **Impact of granular suspensions** (a) Comparison of impact of a 26 mm granular drop (left) and a 3.6 mm water drop (right) onto a hydrophobic glass plate. Adapted from [4]. (b) granular drop impact can be divided into splashing and non-splashing regimes with respect to the particle-based Weber number and the Stokes number of the suspending liquid. Adapted from [56]. (c) Radial distribution of particles in the spread droplets is uniform for low Reynolds number of surrounding fluid, and annular for high  $Re$ . Adapted from [57].

dynamics of granular suspensions can show features that are qualitatively different from that of Newtonian and colloidal fluids [Fig. 3(a)]. In this regime, spreading and splashing are best characterized using particle-based dimensionless parameters. We discuss these developments in further detail below.

### A. Spreading and receding dynamics

Multiple studies have investigated the spreading dynamics of granular drops at a range of volume fractions [4, 51, 57–62]. The maximum drop diameter  $d_{max}$  has been observed to decrease with increasing particle volume fraction, but was not found to be significantly affected by individual particle size [61]. The drop diameter  $d$  during spreading has been shown to grow as the square root of time, in a manner identical to the spreading of Newtonian



drops [4] (Figure 3(a)) [4]. For low and moderate volume fractions (significantly lower than the jamming limit), spreading dynamics has been quantitatively understood in terms of the steady effective viscosity of the suspension. Theoretically, the bulk effective viscosity is an extension of the Einstein viscosity beyond the linear term [63], though, in practice the experimental value inferred from the rheological data is often used. As effective viscosity grows with particle concentration,  $d_{max}$  after impact decreases. Jorgensen et al. [58] used rheological measurements for effective viscosity for particle sizes larger than  $145\text{ }\mu\text{m}$ , and compared their findings with the spreading of Newtonian drops of similar viscosity values. The agreement between the two fluids, for volume fractions up to 0.50, verifies that the spreading dynamics for granular suspensions is primarily controlled by the bulk effective viscosity. In contrast, the maximum apex height of granular suspension drops has been observed to scale differently with time as compared to Newtonian fluids. Thus, even at volume fractions below jamming, the particle based nature of granular suspensions must be considered to understand the physics of impact.

Studies of the retracting phase have established that, akin to Newtonian droplets, it is controlled by substrate properties and the viscosity of the suspending liquid. Several studies have shown that the dynamics of the retracting phase are the largest factor in determining the final particle distribution in the impacted drop. Nicolas et al. explored the steady-state particle distribution as a function of fluid  $Re$ , and found that long after impact, the particles were concentrated in an annular region for a high- $Re$  impacts, while they were uniformly distributed for low- $Re$  impacts [Fig. 3(c)]. At low fluid  $Re$ , spreading/receding oscillations of the drop diameter are suppressed; this suppression accounts for the  $Re$  dependence of the steady-state particle distribution [57]. Additional studies have shown that substrate wettability can be used as an additional mechanism for controlling the post-impact particle distributions [62].

As with Newtonian impacts, target-based experiments allow for minimization of viscous stresses in the spreading process. Using this technique, Raux et al. found that the  $d_{max}$  and  $t_{max}$  were independent of particle size (varied from  $40\text{ }\mu\text{m}$  to  $140\text{ }\mu\text{m}$  [60]), indicating that even on small targets, particles seem to only affect the drop spreading dynamics through the bulk effective viscosity. However, the retraction phase was slowed down by the presence of particles. Larger particles have been observed to make the film unstable during this retraction phase, leading to rupture and a decrease of the film lifetime.

Close to the critical volume fraction  $\phi_c$  for jamming, this effective viscosity framework no longer holds. Lubbers et al. [64] studied the high-inertia impact of dense suspensions ( $d = 250\mu m, \phi > 0.60$ ) that resulted in a particle monolayer. The growth of the monolayer diameter was observed to be different than the spread of a liquid drop on a surface. They explained this high- $\phi$ , inertia-dominated phenomenon in terms of a particle-based Weber number  $We_p$  and liquid Stokes number  $St$  ( $We_p \gg 1, St \gg 1$  in this study). The authors proposed a particle-based chain model and a viscous drag model to characterize the spreading; this emphasizes the quite different physics of granular impacts vs. colloidal impacts — in granular suspensions, particle inertia plays a dominant role.

In summary, as with colloidal suspensions, the impact of low- and moderate- volume fraction drops can be understood using the bulk effective viscosity of the suspension. However, for high volume fraction drops, the liquid merely acts as an agent that binds the particles into a drop; individual particle inertia plays a significant role in the impact dynamics. Furthermore, the particle-based parameters that describe spreading can also be used to characterize the splashing threshold for granular suspensions, as described further in the next section.

## B. Splashing threshold

Just as with Newtonian drops, granular suspensions can also splash under the right conditions. Peters et al. [65] studied the splashing threshold of dense granular suspensions ( $0.59 < \phi < 0.65$ ) of particle sizes greater than  $80\mu m$ . ‘Splashing’ in this case comprised of individual particles ejected from the edge of the drop. They found that this splashing threshold was best characterized in terms of the particle-based Weber number  $We_p = \frac{\rho_p r_p U^2}{\sigma}$ , rather than the typical fluid  $We$ . This suggests that splashing occurs when an individual particle can overcome the surface energy of the surrounding liquid and escape. As opposed to Newtonian splashing, they observed the onset of splashing for these suspensions (at  $We_p \geq 14$ ) was independent of the substrate wettability and roughness.

This  $We_p$  dependence predicts that larger and denser particles splash at lower drop velocities due to their high inertia, and it has been verified in subsequent studies [56, 61]. On the other hand, for bimodal suspensions comprised of two particle sizes, Peters et al. [65] found that smaller particles were ejected more easily than larger particles. Although seemingly contradictory to the  $We_p$  based predictions, this can be understood by considering the dis-

tribution of velocities in particle-particle collisions. Due to momentum conservation, smaller particles end up with higher velocities than the larger ones, enabling them to be ejected earlier. The bigger picture that emerges is that the splash of dense granular suspension drops is governed by the collisions of particles with the surface and with each other, the liquid primarily providing the surface energy to bind the drop together. Consequently, Schaarsberg et al. [56] experimentally investigated the effect of liquid viscosity on dense ( $\phi = 0.59$ ) granular splashing, showing that the phase space defined by  $We_p$  and  $St$ , the Stokes number, is cleanly divided into splashing and non-splashing regimes [Fig. 3(b)]. Thus, it seems that the interaction of particle inertia and viscous interactions between individual particles and the suspending liquid control the physics of the splashing threshold, as opposed to the bulk rheological properties of the suspension that govern the spreading dynamics.

Marston et al. [4] tracked individual particles ejected after splashing (grain size  $\sim 350\mu m$ ) and found that the maximum particle velocity was typically twice that of the drop velocity, a much smaller ratio as compared to droplets ejected during Newtonian splashing. Their image analysis suggested after touching the substrate, the drop acted as a compressible fluid and particles rearranged. They observed that particles were ejected when the volume fraction was close to jamming; they primarily used the observed area of the drop for this analysis, assuming an axisymmetric drop. For a more comprehensive understanding of this correlation, the elastic energy of the jammed network needs to be taken into account, as near the jamming concentration long-range correlations among the particle structure are likely to be significant.

As with colloidal suspensions, it would be interesting to explore the effect of anisotropy in particle shape on the spreading and splashing dynamics in impacting drops. Particle shape not only affects the critical volume fraction  $\phi_c$  [54, 55], but the realignment of particles due to shear can also affect bulk flow properties of the suspension. Additionally, in the dense suspension limit where the bulk viscosity framework is inadequate, using particles that are index-matched with the liquid phase and introducing a few tracer particles could be a way to visualize the rearrangements within the drop during impact. This would allow one to obtain highly spatially resolved data for  $\phi$ , and enable an exploration of drop microstructure during the impact process.

## V. POLYMERIC FLUIDS

Polymer additives are used in a large variety of industrial applications, both to achieve desired fluid properties and to control the interaction of fluids with solid surfaces. The two most convenient parameters to experimentally study polymeric fluids are polymer concentration and the molecular weight (and in turn, chain length) of the polymer. Changing either of these quantities can affect multiple rheological properties of the fluid, for example the yield-stress, the shear-thinning coefficient, and the zero-shear viscosity. Polymeric liquids exhibit a range of non-Newtonian behaviors; thoroughly characterizing their rheology is far beyond the scope of this review. Below we outline the rheological properties that have thus far been invoked to describe the physics of polymeric drop impact.

Many polymeric fluids exhibit a ‘yield stress’, a critical stress at which a fluid transitions from solid-like behavior to liquid-like flow properties [66–68]. Although this framework is simplified, the concept of a yield-stress is still useful to describe materials that exhibit a dramatic change in flow behavior at a critical shear stress. The simplest model for a yield-stress fluid is the two-parameter Bingham model [69–71], which features only a yield stress and an infinite-shear viscosity. The most commonly used model is the 3-parameter Herschel-Bulkley model [72], which adds power-law shear-thinning, better capturing measured flow curves.

The rheological properties of a polymeric fluid under flow are connected to the deformation of individual polymers; this stretching has the most pronounced effect in elongational/extensional flows. Thus, rather than a shear viscosity, an elongational viscosity is more relevant for characterizing polymeric flows [73]. As the spreading phase of an impacting drops is largely an extensional flow, this viscosity coefficient is often used to characterize impact processes. Polymeric materials often exhibit viscoelastic behavior which depends on the applied strain rate; these materials exhibit both elastic and viscous behavior when they are deformed, so that their response to applied strain is rate-dependant. Furthermore, polymeric rheology can change with time; many polymeric fluids are known to be strongly thixotropic, that is their material properties (for example, viscosity) change as the material ages due to slow restructuring processes [74–76]. Below, we will first outline the experimental results in polymeric drop impact, highlighting connections between material rheology and drop impact outcomes. We will then describe numerical work in this field, concluding

with suggestions for future directions.

### A. Experimental results

In coating, spraying, and agricultural pesticide industries, suppressing bounce and splash is important for the efficient use of chemicals. Bergeron et al. [77] observed that a small amount of polymer additives suppressed the bounce of liquid droplets impacting on hydrophobic surfaces; this result was observed to hold for a variety of hydrophobic substrates. Bounce suppression due to polymer additives has since been confirmed by many other studies [78–82], and it has been found to be more pronounced for higher molecular weight polymers [82]. Rheological data has suggested that the fluid shear viscosity was not affected by the presence of these additives, hence bounce suppression was attributed to the rise in elongational viscosity [77, 81]. Later studies have disputed this point, arguing that in addition to bounce, both spreading and receding should be affected by a higher elongational viscosity [78]. Experimental data largely suggests that the spreading phase is unaffected by the presence of small concentration of polymer additives, but the retraction is slowed down relative to the Newtonian case. However, in highly concentrated solutions, suppression in both spreading and receding phases has been observed [83]. Recent work suggests that, as with Newtonian fluids, contact line dynamics are crucial to understanding flow modifications due to polymer additives. Smith and Bertola [79] performed Particle Image Velocimetry with fluorescent particles, and observed that the contact line velocity was lower in drops with polymer additives. As a result, they suggested that dissipation at the contact line could be responsible for suppressing bounce. While these measurements have the potential to explain the mechanism of the bounce suppression phenomena, further study is needed. In particular, studies which focus on altering contact line dissipation through surface modifications would shed light on this problem.

As with Newtonian fluids, the interaction of the impacting drop with the surface can be minimized and hence decoupled from fluid processes via experiments on small targets. Rozhkov et al. [84] observed that the drop spread normalized with initial drop diameter behaved similarly over time for water and polymer solutions on small targets. Slower retraction of polymer drops in other experiments, therefore, has been conjectured to be due to fluid-surface interaction, in line with the contact-line measurements made by Smith and

Bertola. Additionally, the rupture of ejected films and length of protruding fingers was suppressed by polymer additives [Fig. 4(c)]. This is consistent with the stabilizing effect of polymers on splash and bounce observed in other studies.

While many studies in polymeric fluids have focused on viscous behavior and dissipation effects, fluid elasticity has been shown to play an important role in the impact process. Luu and Forterre [85, 86] observed that carbopol (a yield-stress fluid) drops spread to a much larger extent on rough substrates; the spread was found to be even larger on hydrophobic surfaces. Their data collapsed well when represented in terms of the elastic Mach number ( $M = \frac{U}{\sqrt{G/\rho}}$ , where  $U$  is the fluid velocity and  $\sqrt{G/\rho}$  is the elastic velocity of the fluid), indicating that the fluid elasticity is the dominant mechanism for determining the impact outcome [Fig. 4(a)].

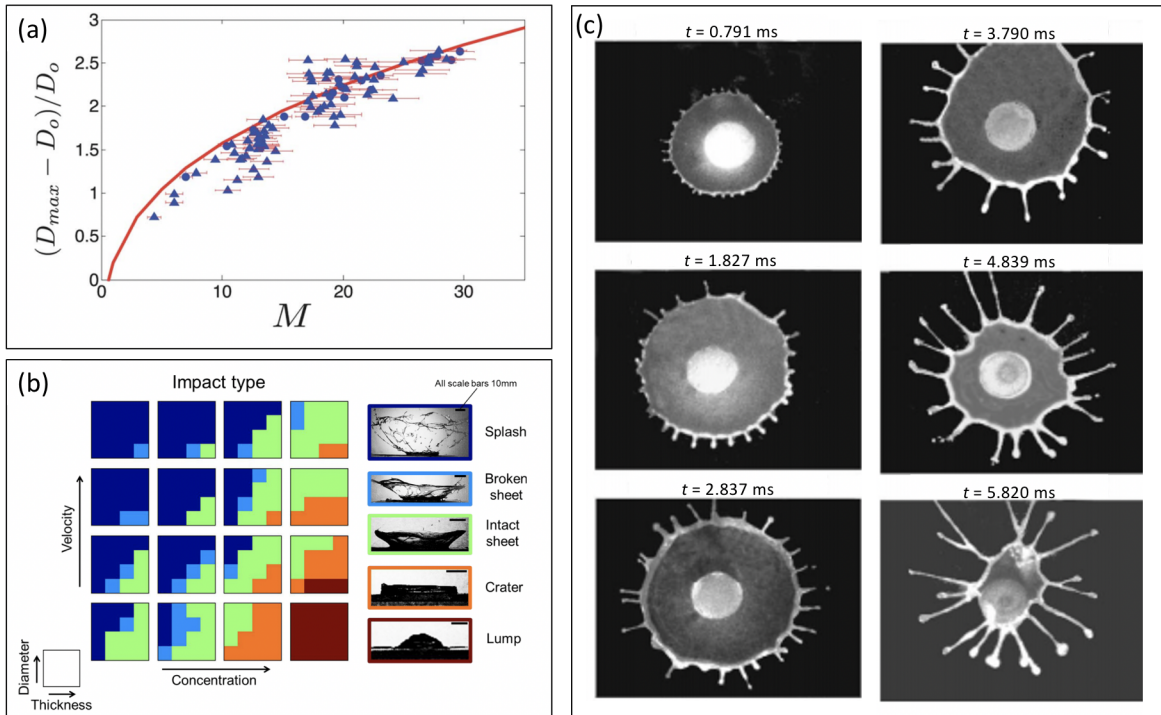


FIG. 4. **Impact of polymer drops.** (a) Spreading factor of polymeric drops on partially wetting surfaces depends on the elastic Mach number, as predicted by Luu and Forterre [85]. Adapted from [46]. (b) Phase diagram of the impact behaviors of polymeric drops impacting on a wet surface, as a function of four parameters: impact velocity, polymer concentration, drop diameter, and thickness of the liquid layer on the substrate. Adapted from [5]. (c) Timelapse of a polymeric drop after impact on a small target. Adapted from [84].

Even though a number of experiments have focused on impacting drops on dry surfaces, drops often impact on an already wet surface in industrial processes. Blackwell et al. [5] studied such a system of carbopol in water, where the surface was already coated with the same liquid. Splashing was suppressed for higher concentrations of carbopol, in line with other studies using polymer additives. Additionally, splash suppression also occurred when the thickness of the liquid layer was increased; Blackwell et al. identified the ratio of coating thickness and drop diameter as a key dimensionless factor to demarcate the splashing regime. Another relevant parameter was the ratio of inertial and dissipative stresses, including yield stress and viscosity. In the space of these dimensionless parameters, the data was separated into sticking and splashing regimes [Fig. 4(b)]. In a further study, Sen et al. [87] investigated the effect of the stronger thixotropic aging present in Laponite as compared to Carbopol, providing further evidence that the impact of these fluids could still be characterized using the same dimensionless groups. Even though these dimensionless parameters were useful to interpret the experimental data in this case, they would have to be modified for systems where surface tension and elasticity effects are not negligible. More experimental data spanning a larger range of coating thicknesses is also needed to obtain a complete picture of polymeric drop impact on wet surfaces.

In summary, the presence of polymer additives has a stabilizing effect on impacting drops, that manifests through suppression of bounce and splash. Studies on wet surfaces have also shown that liquid layers on substrates enhance this stabilizing effect. Many mechanisms have been suggested for bounce suppression in low-concentration polymeric drops, but a strong consensus is yet to emerge. Experiments that incorporate direct measurements of shear, elongational, and normal stresses during spreading would greatly enhance our understanding of polymeric fluid impact. These measurements would be quite challenging to do in practice, and thus numerical work has been useful tool to understand these processes, as we will discuss in detail below.

## **B. Numerical studies**

In experiments involving polymeric drop impact, the natural choice for the independent parameter is the concentration of polymer or particulate additives. The fluid’s yield stress increases with increasing polymer concentration, but so does the effective viscosity and rate

of shear thinning. This makes it challenging to decouple the effects of yield stress and shear rheology. Forming spherical drops of fluids with high polymer concentration is also an experimental challenge. Thus, numerical studies are crucial to eliminate artifacts introduced by a non-spherical initial geometry and understand the effects on yield stress and flow rheology separately.

Kim and Baek [88] performed a numerical study of impacting yield-stress drops; the fluid rheology was implemented with the Herschel-Bulkley model [72]. They separately varied the yield-stress, viscosity, shear-thinning rate, and surface tension parameters to study the effects on the spreading and retraction phases. They observed that the spreading phase was mostly dominated by inertia and effective viscosity, but was not affected by the yield-stress or surface tension. Retraction, on the other hand, was inhibited by both yield stress and capillarity. Experimental works indicating that higher polymer concentration affects both spreading and retraction are consistent with this data, though a quantitative agreement in spreading/retraction rates was not found. Failure to get a quantitative agreement is suspected to be due to the assumptions about dynamic contact angles that were an input to the calculations, which, just as with Newtonian fluids, vary during the spreading and retracting phases. The authors observed locally varying viscosity values in different parts of the drop after impact, which might be a direct result of local variation in fluid velocity, and in turn, shear stresses.

Recently, Oishi et al. [89] investigated both normal and oblique impacts numerically, also taking into account thixotropic effects. Thixotropy was modeled by introducing a delay between applied stresses and the resulting structural changes in the fluid; their numerical data qualitatively matches the experimental results of Luu and Forterre [85]. Oishi et al. treated the thixotropic timescale as a fitting parameter for their numerical data for carbopol and kaolin droplets. Their study considered the phase space of elastic Ohnesorge number  $Oh_e$ , and a parameter  $Y$  consisting of the elastic Mach number, the plastic number, and the thixotropic timescale. This phase space was clearly divided between the sticking, bouncing, and rolling (in case of inclined planes) behaviors.

Existing numerical studies have not only enabled us to study the effect of fluid parameters separately, they additionally shed light on the dynamics of drop impact on a microscopic scale, such as varying structural parameters and viscosities across the spreading/retracting drop. More numerical studies, especially those focused on wet or thinly coated surfaces,



would be helpful to bridge experimental data with physical insights of how macroscopic polymeric drop impact behaviors (sticking, bouncing, etc.) are coupled to the interactions between the drop and the substrate. To understand their microscopic origins, fitting parameters such as the thixotropic timescale during impact need more theoretical attention. The suggested mechanisms behind experimentally observed bounce suppression should be explicitly tested in future numerical work. Additionally, the link between non-uniform stresses in the drop and spreading/receding behaviors is likely best explored in a numerical context.

## VI. OUTLOOK

In this review, we have summarized current work on the drop impact of complex fluids on solid substrates. Drop impact studies at high velocities enable us to study fluid properties at very high stresses, often beyond the range of typical rheometers, and in the absence of boundary conditions. This work thus has strong potential to enhance not only our understanding of drop impact, but additionally to lead to a significant expansion in our understanding of the rheology of complex fluids under high stresses.

This is a relatively young field, and the studies so far have followed very disparate avenues. Nevertheless, we have attempted to classify results based on different material compositions. The impact of colloidal suspensions that show shear-thinning and shear-thickening behavior can in many cases be characterized in terms of bulk effective viscosity of the fluid, as long as the concentration is not too close to the critical volume fraction ( $\phi_c$ ) for jamming. Shear thickening fluids have also exhibited fascinating behaviour such as dilatancy of the particle phase (in granular suspensions) and partially-jammed states after impact with high velocities (in colloidal suspensions). Dense granular suspensions have been observed to splash in a fundamentally different manner than Newtonian fluids; their splash is controlled by the particle-based Weber number and the Stokes number with the surrounding fluid. Polymer additives seem to suppress bounce of impacting drops, the effect being more pronounced for both higher molecular weight and higher concentration of polymers. The physical origin of this bounce suppression is an active field of investigation.

The experimental studies so far have shown a wide range of behaviors of impacting complex fluid drops, and scaling laws have been fairly successful in predicting fluid behaviors in specific regimes. However, a unified description correlating the available rheological data

with impact experiments is still far out of our reach. More numerical and theoretical studies are necessary to understand the role of each fluid property in a decoupled way. Additionally, more studies with local measurements of fluid velocities and stresses after impact need are needed in order to understand the microscopic origins of the rich array of observed fluid behaviors. Here, we outline the key theoretical challenges and suggest a number of avenues for future experimental studies that will take us closer to a more holistic description of complex fluid drop impact.

### **A. Theoretical and computational challenges**

Capturing processes which occur on over a large dynamic range in both length and time is the biggest challenge in modeling Newtonian drop impact dynamics. This problem is only augmented further in case of complex fluids, since particle size and the interaction timescales of the solid and liquid phases compete with the already existing scales such as drop size and surface roughness. Many dimensionless parameters, for Newtonian as well as complex fluids, have been identified to characterize drop impact dynamics. Thus far, just as with Newtonian drop impact, these parameters have only been effective to characterize behavior in specific impact regimes; a generalized picture still eludes us. Given ever-improving computational capabilities, as well as the renewed trend in parallel computing, more detailed simulation of drop impact processes, guided by existing models are on the horizon.

Our understanding of the behavior of impacting complex fluid drops is inevitably built on the current understanding of the rheology of these fluids. Although a large amount of rheological data is available and new data is being added over a wide range of timescales and shear rates, developing constitutive models for rheological behavior is a highly active avenue of research [90]. Thus, the empirical nature of much of our current rheology knowledge is another significant roadblock in developing theoretical frameworks for complex fluid drop impact. However, we hope that more systematic drop impact experiments could potentially inform the work on constitutive models in rheology, allowing the two disciplines to co-evolve in the near future.

## B. Open questions and perspectives

The directions followed in the study of impacting complex fluids have so far been very disparate. Future experiments in the field can draw from our knowledge of Newtonian impact, as many complex fluids in the dilute limit can be approximated as Newtonian. While some experiments have looked into the spreading and receding phases, more systematic studies spanning a range of additive concentrations and Weber numbers need to be performed. The hope is that a large amount of systematic experimental data combined with detailed numerics would give rise to more theoretical models and universal scaling arguments, in turn providing us with novel ways to control droplet deposition, bounce, and splashing. Experiments with additive concentrations in the highly non-Newtonian regime might uncover additional exotic instabilities and help connect impact behavior with rheological findings.

Shear thickening fluids have recently showed some fascinating behavior, such as localized or complete jamming, when impacted on a surface [3, 51, 58]. In almost all studies on colloidal and granular drops, spherical particles have been used, despite the fact that anisotropic particle suspensions are much more common in industrial processes. Exploring the effect of particle shape on impact dynamics as well as the jamming threshold would contribute to our understanding of jamming in complex fluids. Furthermore, the use of anisotropic particles adds another parameter to the microscopic dynamics inside the drop, namely the particle orientation. Rheological studies of non-spherical particle suspensions have indicated that they jam at a much lower volume fraction [54, 55]. Statistical studies of the rearrangement of rods inside the impacting drop could enhance our knowledge about the interaction between the solid and liquid phases.

While there is some data available about the effect of substrate properties on the drop impact of complex fluids, more systematic studies are necessary to form a full picture. In particular, the effect of surface roughness, both patterned and random, deserves more attention, as it is a pragmatic way of controlling droplet splashing and deposition. The effect on the advancing and receding contact angles and of droplet properties such as particle shape, size, and effective surface tension also deserves further attention, as it will also guide computational studies in the right direction. The effect of competing lengthscales of surface roughness and particle sizes on effective contact angles is a further level of complexity which needs to be examined.

Though much of the work in this field is dominated by the study of drop impact on dry substrates, impact on wet surfaces is becoming the focus of more studies. Impact on a surface which is already wet with a coating of the complex fluid is a more realistic scenario in industrial spraying and coating processes. A larger range of the liquid layer thicknesses should be explored, as the physics of complex drop impact could vary substantially with the ratio of liquid layer thickness and drop size.

While the variety of competing lengthscales and timescales enriches the drop impact problem, it also makes it extremely challenging. The availability of a number of microscopy techniques, and advances in high-speed imaging and data storage capacity make this an exciting time to attack this problem. There have already been some soft matter studies that combine these tools; for example refractive-index matching, fluorescent or dyed particle tagging, and particle-image velocimetry further enrich our ability to extract more localized information from drop impact studies. The time is ripe for widespread use of these techniques to obtain more spatio-temporally resolved data, that in turn will provide direction to further theoretical and computational studies.

- 
- [1] A.L. Yarin. Drop impact dynamics: Splashing, spreading, receding, bouncing. . . . *Annual Review of Fluid Mechanics*, 38(1):159–192, 2006.
  - [2] C. Josserand and S.T. Thoroddsen. Drop impact on a solid surface. *Annual Review of Fluid Mechanics*, 48(1):365–391, 2016.
  - [3] Srishti Arora and Michelle Driscoll. To jam or not to jam? In *APS Division of Fluid Dynamics Meeting Abstracts*, pages Q24–006, 2019.
  - [4] J. O. Marston, M. M. Mansoor, and S. T. Thoroddsen. Impact of granular drops. *Phys. Rev. E*, 88:010201, Jul 2013.
  - [5] Brendan C. Blackwell, Marc E. Deetjen, Joseph E. Gaudio, and Randy H. Ewoldt. Sticking and splashing in yield-stress fluid drop impacts on coated surfaces. *Physics of Fluids*, 27(4):043101, 2015.
  - [6] A. M. Worthington. A study of splashes. *London: Longmans, Green*, 1908.
  - [7] Christophe Clanet, Cédric Béguin, Denis Richard, and David Quéré. Maximal deformation of an impacting drop. *Journal of Fluid Mechanics*, 517:199, 2004.

- [8] Nick Laan, Karla G de Bruin, Denis Bartolo, Christophe Josserand, and Daniel Bonn. Maximum diameter of impacting liquid droplets. *Physical Review Applied*, 2(4):044018, 2014.
- [9] JB Lee, Nick Laan, Karla G de Bruin, G Skantzaris, Noshine Shahidzadeh, Dominique Derome, J Carmeliet, and Daniel Bonn. Universal rescaling of drop impact on smooth and rough surfaces. *Journal of Fluid Mechanics*, 786, 2016.
- [10] Jens Eggers, Marco A. Fontelos, Christophe Josserand, and Stéphane Zaleski. Drop dynamics after impact on a solid wall: Theory and simulations. *Physics of Fluids*, 22(6):062101, 2010.
- [11] Guillaume Lagubeau, Marco A Fontelos, Christophe Josserand, Agnès Maurel, Vincent Pagneux, and Philippe Petitjeans. Spreading dynamics of drop impacts. *Journal of Fluid Mechanics*, 713:50, 2012.
- [12] Denis Bartolo, Christophe Josserand, and Daniel Bonn. Retraction dynamics of aqueous drops upon impact on non-wetting surfaces. *Journal of Fluid Mechanics*, 545:329–338, 2005.
- [13] Denis Richard, Christophe Clanet, and David Quéré. Contact time of a bouncing drop. *Nature*, 417(6891):811–811, Jun 2002.
- [14] Aditya Jha, Pierre Chantelot, Christophe Clanet, and David Quéré. Viscous bouncing. *Soft Matter*, 16(31):7270–7273, 2020.
- [15] James C. Bird, Rajeev Dhiman, Hyuk-Min Kwon, and Kripa K. Varanasi. Reducing the contact time of a bouncing drop. *Nature*, 503(7476):385–388, Nov 2013.
- [16] Danial Khojasteh, Moradi Kazerooni, Sahba Salarian, and Reza Kamali. Droplet impact on superhydrophobic surfaces: A review of recent developments. *Journal of Industrial and Engineering Chemistry*, 42:1–14, 2016.
- [17] A. Rozhkov, B. Prunet-Foch, and M. Vignes-Adler. Impact of water drops on small targets. *Physics of Fluids*, 14(10):3485–3501, 2002.
- [18] Gabriel Juarez, Thomai Gastopoulos, Yibin Zhang, Michael L. Siegel, and Paulo E. Arratia. Splash control of drop impacts with geometric targets. *Phys. Rev. E*, 85:026319, Feb 2012.
- [19] S. A. Banitabaei and A. Amirfazli. Droplet impact onto a solid sphere: Effect of wettability and impact velocity. *Physics of Fluids*, 29(6):062111, 2017.
- [20] C David Stow and Mark G Hadfield. An experimental investigation of fluid flow resulting from the impact of a water drop with an unyielding dry surface. *Proceedings of the Royal Society of London. A. Mathematical and Physical Sciences*, 373(1755):419–441, 1981.
- [21] Chr. Mundo, M. Sommerfeld, and C. Tropea. Droplet-wall collisions: Experimental studies

- of the deformation and breakup process. *International Journal of Multiphase Flow*, 21(2):151 – 173, 1995.
- [22] Kai Range and François Feuillebois. Influence of surface roughness on liquid drop impact. *Journal of Colloid and Interface Science*, 203(1):16 – 30, 1998.
  - [23] Lei Xu, Wendy W Zhang, and Sidney R Nagel. Drop splashing on a dry smooth surface. *Physical review letters*, 94(18):184505, 2005.
  - [24] Guillaume Riboux and José Manuel Gordillo. Experiments of drops impacting a smooth solid surface: A model of the critical impact speed for drop splashing. *Phys. Rev. Lett.*, 113:024507, Jul 2014.
  - [25] Guillaume Riboux and José Manuel Gordillo. Boundary-layer effects in droplet splashing. *Phys. Rev. E*, 96:013105, Jul 2017.
  - [26] T. C. de Goede, N. Laan, K. G. de Bruin, and D. Bonn. Effect of wetting on drop splashing of newtonian fluids and blood. *Langmuir*, 34(18):5163–5168, May 2018.
  - [27] Andrzej Latka, Arnout M. P. Boelens, Sidney R. Nagel, and Juan J. de Pablo. Drop splashing is independent of substrate wetting. *Physics of Fluids*, 30(2):022105, 2018.
  - [28] Zhen Jian, Christophe Josserand, Stéphane Popinet, Pascal Ray, and Stéphane Zaleski. Two mechanisms of droplet splashing on a solid substrate. *Journal of Fluid Mechanics*, 835:1065–1086, 2018.
  - [29] Miguel A. Quetzeri-Santiago, Kensuke Yokoi, Alfonso A. Castrejón-Pita, and J. Rafael Castrejón-Pita. Role of the dynamic contact angle on splashing. *Phys. Rev. Lett.*, 122:228001, Jun 2019.
  - [30] Andrzej Latka, Arnout MP Boelens, Sidney R Nagel, and Juan J de Pablo. Drop splashing is independent of substrate wetting. *Physics of Fluids*, 30(2):022105, 2018.
  - [31] Jacco H Snoeijer and Bruno Andreotti. Moving contact lines: scales, regimes, and dynamical transitions. *Annual review of fluid mechanics*, 45, 2013.
  - [32] James C Bird, Scott SH Tsai, and Howard A Stone. Inclined to splash: triggering and inhibiting a splash with tangential velocity. *New Journal of Physics*, 11(6):063017, 2009.
  - [33] Jiguang Hao, Jie Lu, Liaonan Lee, Zhihu Wu, Gengkai Hu, and JM Floryan. Droplet splashing on an inclined surface. *Physical review letters*, 122(5):054501, 2019.
  - [34] Paula García-Geijo, Guillaume Riboux, and José Manuel Gordillo. Inclined impact of drops. *Journal of Fluid Mechanics*, 897, 2020.

- [35] Rachel E Pepper, Laurent Courbin, and Howard A Stone. Splashing on elastic membranes: The importance of early-time dynamics. *Physics of Fluids*, 20(8):082103, 2008.
- [36] Christopher J. Howland, Arnaud Antkowiak, J. Rafael Castrejón-Pita, Sam D. Howison, James M. Oliver, Robert W. Style, and Alfonso A. Castrejón-Pita. It’s harder to splash on soft solids. *Phys. Rev. Lett.*, 117:184502, Oct 2016.
- [37] Mykyta V. Chubynsky, Kirill I. Belousov, Duncan A. Lockerby, and James E. Sprittles. Bouncing off the walls: The influence of gas-kinetic and van der waals effects in drop impact. *Phys. Rev. Lett.*, 124:084501, Feb 2020.
- [38] Peichun Tsai, Roeland CA van der Veen, Matthias van de Raa, and Detlef Lohse. How micropatterns and air pressure affect splashing on surfaces. *Langmuir*, 26(20):16090–16095, 2010.
- [39] Marco Marengo, Carlo Antonini, Ilia V Roisman, and Cameron Tropea. Drop collisions with simple and complex surfaces. *Current Opinion in Colloid & Interface Science*, 16(4):292–302, 2011.
- [40] Jan Mewis and Norman J Wagner. *Colloidal suspension rheology*. Cambridge University Press, 2012.
- [41] Morton M. Denn, Jeffrey F. Morris, and Daniel Bonn. Shear thickening in concentrated suspensions of smooth spheres in newtonian suspending fluids. *Soft Matter*, 14:170–184, 2018.
- [42] Xiang Cheng, Jonathan H. McCoy, Jacob N. Israelachvili, and Itai Cohen. Imaging the microscopic structure of shear thinning and thickening colloidal suspensions. *Science*, 333(6047):1276–1279, 2011.
- [43] M. Wyart and M. E. Cates. Discontinuous shear thickening without inertia in dense non-brownian suspensions. *Phys. Rev. Lett.*, 112:098302, Mar 2014.
- [44] Ivo R. Peters, Sayantan Majumdar, and Heinrich M. Jaeger. Direct observation of dynamic shear jamming in dense suspensions. *Nature*, 532(7598):214–217, Apr 2016.
- [45] Eric Brown and Heinrich M Jaeger. Shear thickening in concentrated suspensions: phenomenology, mechanisms and relations to jamming. *Reports on Progress in Physics*, 77(4):046602, apr 2014.
- [46] Marine Guémas, Álvaro G. Marín, and Detlef Lohse. Drop impact experiments of non-newtonian liquids on micro-structured surfaces. *Soft Matter*, 8:10725–10731, 2012.
- [47] G German and V Bertola. Impact of shear-thinning and yield-stress drops on solid substrates.

- Journal of Physics: Condensed Matter*, 21(37):375111, aug 2009.
- [48] Sang Mo An and Sang Yong Lee. Maximum spreading of a shear-thinning liquid drop impacting on dry solid surfaces. *Experimental Thermal and Fluid Science*, 38:140 – 148, 2012.
  - [49] Brian L. Scheller and Douglas W. Bousfield. Newtonian drop impact with a solid surface. *AIChE Journal*, 41(6):1357–1367, 1995.
  - [50] Norman J. Wagner and John F. Brady. Shear thickening in colloidal dispersions. *Physics Today*, 62(10):27–32, 2009.
  - [51] Fran çois Boyer, Enrique Sandoval-Nava, Jacco H. Snoeijer, J. Frits Dijksman, and Detlef Lohse. Drop impact of shear thickening liquids. *Phys. Rev. Fluids*, 1:013901, May 2016.
  - [52] Volfango Bertola and Mark D. Haw. Impact of concentrated colloidal suspension drops on solid surfaces. *Powder Technology*, 270:412 – 417, 2015. 6th International Workshop on Granulation: Granulation across the length scales.
  - [53] Robert W Style, Rostislav Boltianskiy, Guy K German, Callen Hyland, Christopher W MacMinn, Aaron F Mertz, Larry A Wilen, Ye Xu, and Eric R Dufresne. Traction force microscopy in physics and biology. *Soft matter*, 10(23):4047–4055, 2014.
  - [54] SR Williams and AP Philipse. Random packings of spheres and spherocylinders simulated by mechanical contraction. *Physical Review E*, 67(5):051301, 2003.
  - [55] Nicole M James, Huayue Xue, Medha Goyal, and Heinrich M Jaeger. Controlling shear jamming in dense suspensions via the particle aspect ratio. *Soft matter*, 15(18):3649–3654, 2019.
  - [56] Martin H. Klein Schaarsberg, Ivo R. Peters, Menachem Stern, Kevin Dodge, Wendy W. Zhang, and Heinrich M. Jaeger. From splashing to bouncing: The influence of viscosity on the impact of suspension droplets on a solid surface. *Phys. Rev. E*, 93:062609, Jun 2016.
  - [57] MAXIME NICOLAS. Spreading of a drop of neutrally buoyant suspension. *Journal of Fluid Mechanics*, 545:271–280, 2005.
  - [58] Loren Jørgensen, Yoël Forterre, and Henri Lhuissier. Deformation upon impact of a concentrated suspension drop, 2020.
  - [59] Hyunyoung Ok, Heungsup Park, Wallace W. Carr, Jeffrey F. Morris, and Junyong Zhu. Particle-laden drop impacting on solid surfaces. *Journal of Dispersion Science and Technology*, 25(4):449–456, 2005.
  - [60] Pascal S. Raux, Anthony Troger, Pierre Jop, and Alban Sauret. Spreading and fragmentation



- of particle-laden liquid sheets. *Phys. Rev. Fluids*, 5:044004, Apr 2020.
- [61] Viktor Grishaev, Carlo Saverio Iorio, Frank Dubois, and A. Amirfazli. Complex drop impact morphology. *Langmuir*, 31(36):9833–9844, 2015. PMID: 26274810.
  - [62] Viktor Grishaev, Carlo Saverio Iorio, Frank Dubois, and A. Amirfazli. Impact of particle-laden drops: Particle distribution on the substrate. *Journal of Colloid and Interface Science*, 490:108–118, 2017.
  - [63] Irvin M Krieger and Thomas J Dougherty. A mechanism for non-newtonian flow in suspensions of rigid spheres. *Transactions of the Society of Rheology*, 3(1):137–152, 1959.
  - [64] Luuk A. Lubbers, Qin Xu, Sam Wilken, Wendy W. Zhang, and Heinrich M. Jaeger. Dense suspension splat: Monolayer spreading and hole formation after impact. *Phys. Rev. Lett.*, 113:044502, Jul 2014.
  - [65] Ivo R. Peters, Qin Xu, and Heinrich M. Jaeger. Splashing onset in dense suspension droplets. *Phys. Rev. Lett.*, 111:028301, Jul 2013.
  - [66] Howard A. Barnes. The yield stress—a review or ‘ $\pi\alpha\nu\tau\alpha\rho\epsilon\iota$ ’—everything flows? *Journal of Non-Newtonian Fluid Mechanics*, 81(1):133 – 178, 1999.
  - [67] Neil J. Balmforth, Ian A. Frigaard, and Guillaume Ovarlez. Yielding to stress: Recent developments in viscoplastic fluid mechanics. *Annual Review of Fluid Mechanics*, 46(1):121–146, 2014.
  - [68] P. Coussot. Yield stress fluid flows: A review of experimental data. *Journal of Non-Newtonian Fluid Mechanics*, 211:31 – 49, 2014.
  - [69] EC Bingham. An investigation of the laws of the laws of plastic flow. *Bulletin of the Bureau of Standards*, pages 13:309–353, 1916.
  - [70] EC Bingham. *Fluidity and Plasticity*. McGraw Hill, New York, 1922.
  - [71] Philippe Coussot. Bingham’s heritage. *Rheologica Acta*, 56(3):163–176, 2017.
  - [72] Winslow H. Herschel and Ronald Bulkley. Konsistenzmessungen von gummi-benzollösungen. *Kolloid-Zeitschrift*, 39(4):291–300, Aug 1926.
  - [73] Christopher J.S. Petrie. One hundred years of extensional flow. *Journal of Non-Newtonian Fluid Mechanics*, 137(1):1 – 14, 2006. Extensional Flow.
  - [74] Howard A Barnes. Thixotropy—a review. *Journal of Non-Newtonian Fluid Mechanics*, 70(1):1 – 33, 1997.
  - [75] Jan Mewis and Norman J. Wagner. Thixotropy. *Advances in Colloid and Interface Science*,

- 147-148:214–227, 2009. Colloids, polymers and surfactants. Special Issue in honour of Brian Vincent.
- [76] Ronald G. Larson and Yufei Wei. A review of thixotropy and its rheological modeling. *Journal of Rheology*, 63(3):477–501, 2019.
  - [77] Vance Bergeron, Daniel Bonn, Jean Yves Martin, and Louis Vovelle. Controlling droplet deposition with polymer additives. *Nature*, 405(6788):772–775, Jun 2000.
  - [78] Denis Bartolo, Arezki Boudaoud, Grégoire Narcy, and Daniel Bonn. Dynamics of non-newtonian droplets. *Phys. Rev. Lett.*, 99:174502, Oct 2007.
  - [79] M. I. Smith and V. Bertola. Effect of polymer additives on the wetting of impacting droplets. *Phys. Rev. Lett.*, 104:154502, Apr 2010.
  - [80] Duyang Zang, Xiaolu Wang, Xingguo Geng, Yongjian Zhang, and Yongmei Chen. Impact dynamics of droplets with silica nanoparticles and polymer additives. *Soft Matter*, 9:394–400, 2013.
  - [81] Regan Crooks and David V. Boger. Influence of fluid elasticity on drops impacting on dry surfaces. *Journal of Rheology*, 44(4):973–996, 2000.
  - [82] Regan Crooks, Justin Cooper-White, and David V. Boger. The role of dynamic surface tension and elasticity on the dynamics of drop impact. *Chemical Engineering Science*, 56(19):5575 – 5592, 2001. Festschrift in honour of Dr. R.A. Mashelkar.
  - [83] Shai Rahimi and Daniel Weihs. Gelled fuel simulant droplet impact onto a solid surface. *Propellants, Explosives, Pyrotechnics*, 36(3):273–281, 2011.
  - [84] A. Rozhkov, B. Prunet-Foch, and M. Vignes-Adler. Impact of drops of polymer solutions on small targets. *Physics of Fluids*, 15(7):2006–2019, 2003.
  - [85] Li-Hua Luu and Yoël Forterre. Drop impact of yield-stress fluids. *Journal of Fluid Mechanics*, 632:301–327, 2009.
  - [86] Li-Hua Luu and Yoël Forterre. Giant drag reduction in complex fluid drops on rough hydrophobic surfaces. *Phys. Rev. Lett.*, 110:184501, Apr 2013.
  - [87] Samya Sen, Anthony G. Morales, and Randy H. Ewoldt. Viscoplastic drop impact on thin films. *Journal of Fluid Mechanics*, 891:A27, 2020.
  - [88] Eunjeong Kim and Jehyun Baek. Numerical study of the parameters governing the impact dynamics of yield-stress fluid droplets on a solid surface. *Journal of Non-Newtonian Fluid Mechanics*, 173-174:62 – 71, 2012.

- [89] Cassio M. Oishi, Roney L. Thompson, and Fernando P. Martins. Normal and oblique drop impact of yield stress fluids with thixotropic effects. *Journal of Fluid Mechanics*, 876:642–679, 2019.
- [90] Jonathan J. Stickel and Robert L. Powell. Fluid mechanics and rheology of dense suspensions. *Annual Review of Fluid Mechanics*, 37(1):129–149, 2005.