

Symbiotic behaviour in the Public Goods game with altruistic punishment

Lucas S. Flores^a, Heitor C. M. Fernandes^a, Marco A. Amaral^b, Mendeli H. Vainstein^a

^a*Instituto de Física, Universidade Federal do Rio Grande do Sul, CP 15051, CEP 91501-970 Porto Alegre - RS, Brazil*

^b*Instituto de Humanidades, Artes e Ciências, Universidade Federal do Sul da Bahia, CEP 45638-000, Teixeira de Freitas - BA, Brazil.*

Abstract

Finding ways to overcome the temptation to exploit one another is still an enigma in behavioural science. In the framework of Evolutionary Game Theory, punishing strategies are frequently used to promote cooperation in competitive environments. Here, we introduce altruistic punishers in the spatial public goods game which punish all defectors in their vicinity, while bearing a cost to do so. We observe three distinct behaviours in our model: i) in the absence of punishers, cooperators are driven to extinction by defectors for most parameter values; ii) clusters of punishers thrive by sharing the punishment costs when these are low iii) for higher punishment costs, punishers, when alone, are subject to exploitation but in the presence of cooperators can form a symbiotic spatial structure that benefits both. This last observation is our main finding since neither cooperation nor punishment alone can survive the defector strategy in this parameter region and the specificity of the symbiotic spatial configuration shows that lattice topology plays a central role in sustaining cooperation. Results were obtained by means of Monte Carlo simulations on a square lattice and subsequently confirmed by a comparison of different strategies' payoff under pair approximation, leading to a phase diagram of the possible states.

Keywords: Symbiosis, Evolutionary Game Theory, Public Goods Game, Maintenance of Cooperation, Punishment

1. Introduction

One of the most intriguing questions in evolutionary game theory is the emergence and maintenance of cooperation in an environment with limited resources and selfish individuals [1, 2, 3]. However, cooperation, in its broadest definition, is a phenomenon both frequent and extremely difficult to explain in terms of a mathematical model [4]. Classical game theory predicts that unconditional betrayal should be the most rational choice in conflict situations [5, 6]. Nevertheless, cooperation is commonplace not only among individuals of the same family, flock, or species but also in inter-species interactions [2, 7, 8], as in symbiosis or obligate mutualism. This phenomenon is very common in nature, such as in bacteria [9, 10], animal gut microbiome [11] and even regarding cells and mitochondria [12]. A memorable example of this situation happens with the acacia tree and ants of the species *Pseudomyrmex ferruginea*: the former depends upon the ants for the protection of its fruits against herbivores, whereas the latter benefit by acquiring food and shelter [13].

In the context of evolutionary game theory, a usual way to model the interaction among players is via the public goods game (PGG), in which groups are formed by agents that have two possible strategies, to cooperate or to defect [14]. Cooperators bear an individual cost to invest

in a collective pool while defectors do not. The sum of all investments is subsequently multiplied by a positive factor that represents the synergistic factor of mutual investment. Then the total amount is equally divided among all players in the group, independent of their strategy. This dynamic leads to a clear temptation to defect, since one can gain at the expense of the rest of the group without bearing an individual loss. The most rational choice for an exploited cooperator would be to defect, avoiding to sustain players who do not contribute. Nevertheless, as all agents end up defecting, this results in a worse outcome than if all cooperated, a scenario called the Tragedy of the Commons [5].

Among many different applications, a current use of the PGG is the modeling of climate changes (collective risk dilemma) [15, 16, 17, 18, 19], where it is possible to understand the consequences of the maintenance of cooperation and observe strategies to avoid catastrophic scenarios. Although humans are a highly cooperative species, historically we see that the exploration of natural resources, other species, and even of our own species generates deep impacts on the planet, due to the temptation of individuals and countries to increase their gain. Several mechanisms were proposed with the aim of promoting cooperation in competitive systems, such as group selection [20], spatial reciprocity [21, 22, 23, 24], reputation [25, 26], direct and indirect reciprocity [27, 28, 29], willingness [30, 31], mobility [32], heterogeneity [33, 34, 35, 36, 37, 38, 39], among others such as the introduction of tolerance, multi-

¹Corresponding author: heitor.fernandes@ufrgs.br

²Corresponding author: vainstein@if.ufrgs.br

ple strategies and behavioural diversity [14, 40, 41, 42, 43, 44].

When considering human interactions, a classic mechanism to promote cooperation is the punishment of defectors [19, 45, 46, 47, 48, 49, 50, 51, 52, 53]. Such an approach consists of individuals who prefer to withstand a small loss in order to harm defectors. Based on these considerations, here we analyse the effect of altruistic punishers in the lattice PGG which besides contributing to the public pool like a normal cooperator also bear an extra individual cost in order to punish all nearby defectors [26].

This strategy was proposed in previous works, showing the effects of heterogeneous punishment [54] and the counter-intuitive clustering of punishers with a protective layer of defectors [55]. It was also shown that, independent of the cost, high punishment fines always favour punishers, who fight defectors more efficiently via segregation [56]. Nevertheless, cooperators are usually seen as second-order free riders in the parameter regions of the previous works. This generally leads to defectors being extinct by punishers allowing cooperators to dominate the system.

Here we explore parameter regions that allow punishers to take advantage of cooperators when the former cannot survive alone. This situation is the inverse of the second-order free-rider problem where cooperators take advantage of punishers. Specifically, we focus on values that allow spatial structures of cooperators and punishers to resist defectors and grow in a symbiotic fashion. We see that while well-mixed populations are unable to sustain such an arrangement, the topology of lattices allows specific formations that benefit both altruistic strategies in a scenario where none would survive alone.

2. Model

We study a variation of the public goods game, in which three strategies are present: cooperators (C), defectors (D), and punishers (P). Players are located at the vertices of a square lattice of dimensions $L \times L$, with periodic boundary conditions and interact with their first four neighbours (von Neumann neighbourhood). Initially, the strategies are randomly distributed with half of the players being D , and the remaining half equally divided between C and P , unless explicitly stated otherwise. The interaction between players is such that cooperators and punishers contribute equally to a common pool with one unit (cost, $c = 1$), whereas defectors do not. The accumulated total in the group is then multiplied by a synergy factor ($r > 1$) and divided equally among all players in the group, irrespective of their strategy. When the player is a defector, a fine (δ) is discounted from its final payoff for each punisher present in its group. On the other hand, in addition to their investment, punishers also have to pay a fee (γ) for each defector present in the group. We will use $\gamma = \delta$ for simplicity. Therefore, the payoff for a given

agent is given by:

$$\pi_C = (rc/G) (N_P + N_C) - c \quad (1a)$$

$$\pi_P = (rc/G) (N_P + N_C) - c - \gamma N_D \quad (1b)$$

$$\pi_D = (rc/G) (N_P + N_C) - \gamma N_P, \quad (1c)$$

where G is the group size, N_C stands for the number of cooperative agents, N_P for punishers and N_D for defectors in the respective group.

For each player's payoff, we only take into account the group in which the player is the central site. That is, differently from the typical PPG game, we consider that each player only receives gains from one group. The results are qualitatively the same if we consider that each agent belongs to five groups (data not shown), corroborating the findings of [57, 58]. In a sense, our model is similar to a classic Prisoner's Dilemma [59].

The dynamics of the system evolves by means of a Monte Carlo simulation: first, a random site X is chosen along with a random neighbour Y , and then both payoffs are determined and compared via an imitation rule. The agent in site X will adopt agent Y 's strategy with a probability given by the Fermi function

$$W_{X \rightarrow Y} = \frac{1}{1 + \exp[-(\pi_Y - \pi_X)/K]}, \quad (2)$$

where K is a noise associated with irrationality during interactions [5, 57]. A Monte Carlo step (MCS) is characterized by the above procedure repeated L^2 times, allowing all players to interact in a time step on average. In the simulations we used $K = 0.1$, $G = 5$, $L = 100$ and $t_{max} = 10^6$ MCS. The simulation was stopped before t_{max} if D 's became extinct, since we are interested in the proportion of altruistic strategies. We used averages over 100 independent samples to generate the results, unless otherwise stated.

3. Results

We begin by studying the general effects of the punishment parameter (γ) on a population. It should be noted that if no defectors are present, punishers behave as normal cooperators; therefore, after the extinction of D 's, both C 's and P 's are the same strategy, differing only by their labels, and any further dynamics will be the result of simple neutral drift [2]. In other words, C 's and P 's will randomly fluctuate until one of them becomes the dominant strategy. Due to this, the sum of the cooperator and punisher densities, $\rho = \rho_C + \rho_P$, is more meaningful than the simple fraction of C 's or P 's in terms of equilibrium states. We refer to this quantity as the fraction of altruistic strategies throughout the paper.

The main effect of the punishment factor is presented in Fig. 1, that shows the average value of ρ in the stable regime as a function of r/G . Note that for $\gamma = 0$ punishers behave as cooperators, and we recover the classic PPG, in

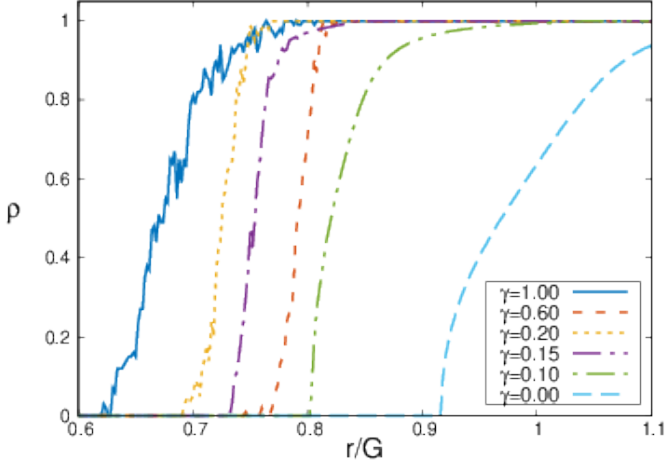


Figure 1: Non-monotonic behaviour of the onset of cooperation as γ increases. The graph shows the average final fraction of altruistic strategies, $\rho = \rho_C + \rho_P$, as a function of r/G for different values of the punishment parameter γ . First, low fines ($\gamma < 0.2$) lead to an increase of the survival range of altruistic strategies. Then, intermediate fine values ($0.2 < \gamma < 0.8$) can lead to a decrease in the survival range. Furthermore, for $\gamma > 1$ we see altruism reemerging thanks to symbiosis between cooperators and punishers.

which cooperation is only able to survive if $r/G > 1$ for the infinite well-mixed population [58].

As expected, for low values of r and γ , both cooperators and punishers become extinct. In our model for $\gamma = 0$ (that is, punishers behaving as cooperators), we see a continuous transition near $r/G \simeq 0.9$, where cooperation begins to flourish. Two different phenomena are observed as the value of γ is increased. First, the critical value r^* , where altruism starts to survive, changes in a nonlinear way. Note that as γ increases, starting from zero, the extinction point first recedes in r/G , since the applied punishers' fines are able to act as a deterrent to defectors. In this region ($0 < \gamma < 0.2$), the fine value is low enough so that punishers can sustain the expense and, at the same time, there are on average enough punishers around defectors to make the sum of the fines surpass the benefits of defection. However, this trend inverts around $\gamma = 0.2$ and further increases in the fine's value actually lead to a larger r^* necessary for the survival of altruism (P and/or C). This effect is consistent until $\gamma \approx 0.8$, at which point altruistic strategies start to flourish again at lower values of r^* . This scenario suggests that punishment plays a nontrivial role on altruistic behaviour.

The second observed effect regards the qualitative change in the nature of transitions. We can observe that for small γ values, the transition is continuous and smooth. Nevertheless, as γ increases, the transition becomes steeper and the fluctuations increase drastically as the system switches to bistability, a behaviour that suggests a shift from a second-order-like phase transition to a first-order-like one. This is illustrated in Fig. 2, where the effects of contin-

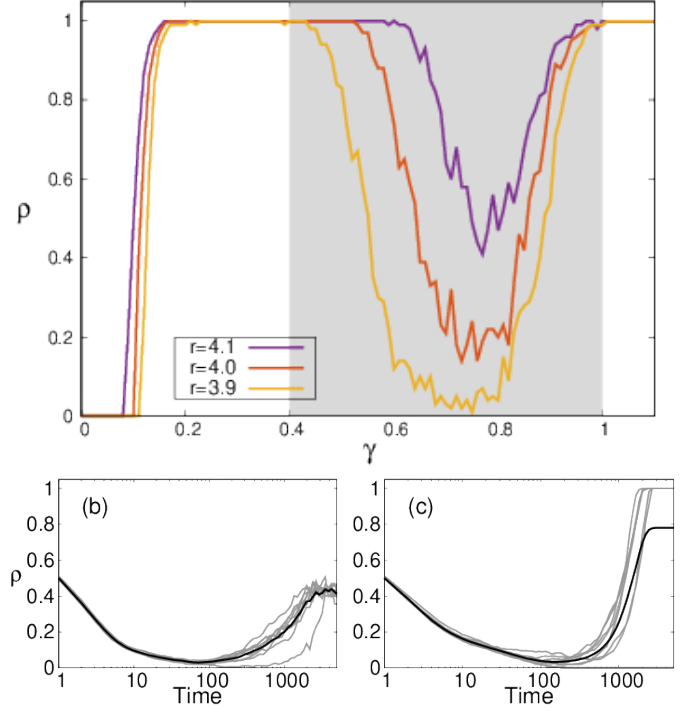


Figure 2: (a) Final fraction of altruistic strategies, $\rho = \rho_C + \rho_P$, as a function of γ . A small fine ($0.1 < \gamma < 0.4$) is sufficient to promote the extinction of defectors. For intermediate fines, highlighted by the grey shaded area, the system is lead to a bistable equilibrium regime, i.e., the lines represent the average of ρ , but either $\rho = 0$ or $\rho = 1$ for each sample. In the long run there is no coexistence of all three strategies. Panels (b) and (c) represent the temporal evolution of ρ . In (b), $\gamma = 0.11$ and $r = 4$, representing a region where the average behaviour reflects the sample behaviour. Note that all samples (light gray) fluctuate around the average value (black). For panel (c), $\gamma = 0.6$ and $r = 4$, typical values for the bistable region.

uously varying γ are presented for the combined fraction of punishers and cooperators for different values of r . For relatively low punishments, $0.1 < \gamma < 0.2$, we see a sharp increase in ρ , which depending on the values of r , can lead to altruistic dominance. Nevertheless, an increase in the punishment fine can also be detrimental to the altruistic strategies, as seen in the shaded region of the graph, corresponding to $0.4 < \gamma < 1$. Since the fine applied to defectors has the same value as the endowment paid by punishers, there is inevitably a turning point where said costs become too large and the fraction of punishers (together with cooperators) starts to decrease again as we increase γ .

We present the temporal evolution of several samples in Fig. 2 (b) for $\gamma = 0.11$, $r = 4$, representative values of the region in which the asymptotic value of ρ fluctuates close to its average i.e. the system reaches a dynamic equilibrium. An important thing to note is that the model presents bistable equilibria in the shaded region of Fig 2 (a), $0.4 < \gamma < 1$. In Fig. 2 (c) we present the temporal evolution for $\gamma = 0.6$, $r = 4$, where each sample evolves

either to $\rho = 0$ or $\rho = 1$, and the average ρ represents the fraction of samples that evolve to the fully cooperative state. Finally, for very high fine values ($\gamma > 1$) we see that altruistic strategies dominate the system again. We explain the mechanisms underlying this change in behaviour in the following section.

3.1. Phase Diagram

We summarize the general effects of varying the main model parameters (r and γ) in the phase diagrams displayed in Fig. 3. In Fig. 3(a) we present the final fraction of punishers in a specially prepared scenario composed only of punishers and defectors initially distributed equally (cooperators are absent). The first thing to notice is that while high r can lead to punishers dominating, they can only survive with low r ($r/G < 0.9$) for $\gamma < 1.0$. In this V-shaped region, the dynamics of the system is slightly dependent on r and γ but the outcome is the extinction of defectors except for the two transition regions: for the first one, with low gamma values there may be coexistence, and for the second, bistability. Punishers are able to survive since they mitigate the detrimental effect of the applied fines by forming stable clusters that divide the cost among the members. Near the first transition region, punishers and defectors coexist even for r as low as $r/G \approx 0.7$. Close to the second transition region ($0.2 < \gamma < 1.0$), defectors invade all small clusters of punishers present in the initial configuration and can drive punishers to extinction, unless at least one of the remaining clusters reaches a critical size, which then expands until it dominates the entire population.

At high γ values, altruism inevitably became unsustainable, since the punisher's payoff becomes too small due to the high applied fines, and the clusters are unable to sustain themselves. Without cooperators, punishers are quickly eliminated for high γ ($\gamma > 1.0$). Note that in the case of a population composed only of defectors and cooperators ($\gamma = 0$), cooperation also becomes extinct for low r ($r/G < 0.9$, see Fig. 1). In other words, the region of high γ and low r is forbidden both for cooperators and punishers when they exist by themselves in a sea of defectors.

In Fig. 3 (b), we show the fraction of punishers for the initial configurations where all three strategies are present. Here, the regions of the parameter space dominated by defectors show a distinct behaviour as r and γ increase. While an increase in r always leads to the eventual extinction of defectors, this is not the case for an increase in γ . For low values of r ($r/G < 0.6$), the punishment cost has no real effect on the final population outcome since defectors always dominate. However, as we increase r , we see that there are specific ranges of γ that can lead to the emergence of altruism in a nontrivial way.

Comparing Figs. 3 (a) and (b), we note that the low- γ ($\gamma < 0.2$) region is essentially the same in both figures. The reason is that after the initial formation of clusters of cooperators and punishers, the former are spontaneously

segregated to the boundaries, where they are exploited by defectors (they cannot survive alone for $r/G < 0.9$). At intermediate γ ($0.2 < \gamma < 1.0$), clusters of cooperators and punishers with a critical size can expand and dominate the system. After that, one of them will prevail due to neutral drift (usually punishers, since they compose a higher fraction of the population at the onset of defector extinction). As γ increases, it gets more difficult for punishers to thrive by themselves, therefore cooperators persist for a longer time.

This situation continues until γ reaches high values. Naively, we could expect that once $\gamma > 1.0$, punishers would not be able to expand by themselves anymore, vanishing together with cooperators. However, looking at the phase diagram, Fig. 3(b), we note that this is not the case. In reality, we observe that in this region both cooperators and punishers coexist. We designate this the symbiosis region, a combination of parameters that allow both strategies to thrive where none would be able to do so by themselves.

Finally in Fig. 3(c), we present the difference, when positive, between the fraction of punishers in the presence of cooperators, Fig. 3(b), and when alone, Fig. 3(a) to highlight the symbiosis region. By doing so, we can clearly visualise the parameter region that allows the existence of punishers when cooperators are present, as opposed to the scenario with only punishers and defectors. We observe that the symbiosis region emerges as soon as $\gamma > 0.5$, but only for a very small range of r values. For $\gamma > 1$ the symbiosis region becomes wider ($0.6 < r/G < 0.95$) and altruistic strategies are able to survive together.

3.2. Emergence of Symbiosis

Now, we focus on the region where the symbiosis effect occurs (see Fig. 3(c)). To better understand the underlying mechanism responsible for this effect, we analyse the payoffs of the different strategies in various group compositions [60] and suppose a typical microscopic setup of five players interacting to obtain the focal player's exact payoff, based on the 5-site configuration. Next, we compare two neighbouring focal players of different strategies to determine the parameter values that lead to transitions. Using Eqs. (1) in a cluster of five agents with a generic set of configurations, we can derive the inequalities for comparing the payoffs of each given configuration. We suppose a central site with strategy (i) and let $N_j^{(i)}$ be the number of its nearest neighbours with strategy j . When comparing a punisher with a defector as neighbouring focal sites, we compare their payoffs to determine which configurations (and parameter values) lead to both strategies having equal payoffs. In this manner, we obtain the following expression for the possible transitions, r_{PD} , as a function of γ

$$r_{PD} = \frac{G}{c} \frac{\gamma[N_P^{(D)} + N_P^{(P)} + N_C^{(P)} - G] - c}{N_P^{(D)} + N_C^{(D)} - N_P^{(P)} - N_C^{(P)}}, \quad (3)$$

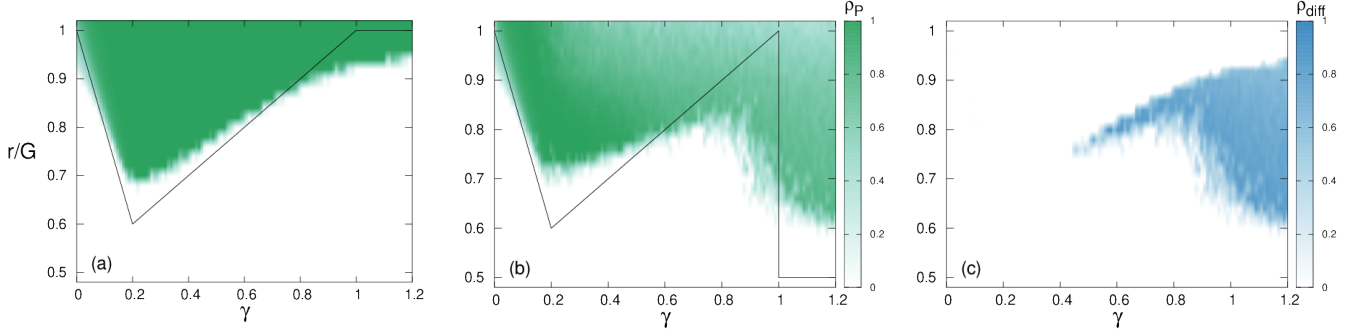


Figure 3: Parameter diagram, $r/G \times \gamma$ for the noise parameter $K = 0.1$; the color gradient represents the fraction of punishers in panels (a) and (b). In panel (a) the system is composed of only punishers and defectors (cooperators are absent). Here, D s dominate the population for low r values in general. The major exception is the V-shaped region ($0 < \gamma < 1$), where punishers are able to form compact clusters that survive defectors by sharing the fine cost among themselves (see main text for details). As γ increases, this becomes harder and demands a higher r for the survival of P s. Notice that on the vertical axis, where $\gamma = 0$, P s are equivalent to cooperators. Panel (b) shows the situation in which all three strategies are present. The striking difference between panels (a) and (b) regards the region of high γ : while neither cooperators nor punishers alone are able to survive for $r/G < 0.9$ and $\gamma > 1$, together they suppress defectors. This is the symbiosis region, where both C s and P s arrange themselves in specific spatial patterns to survive. The continuous black lines in the first two panels represent the transition lines obtained from pair approximations. As the noise parameter K decreases, the simulation transitions approach the analytical results. Panel (c) presents the limits of the symbiosis domain, i.e., the region where the difference between the punisher fractions of panels (b) and (a), ρ_{diff} , is positive.

when $N_P^{(D)} + N_C^{(D)} \neq N_P^{(P)} - N_C^{(P)}$.

The same procedure is repeated with a focal cooperative site and its defector neighbour. In this case, we obtain the condition

$$r_{CD} = \frac{G}{c} \frac{\gamma N_P^{(D)} - c}{N_P^{(D)} + N_C^{(D)} - N_P^{(C)} - N_C^{(C)}}, \quad (4)$$

with $N_P^{(D)} + N_C^{(D)} - N_P^{(C)} - N_C^{(C)} \neq 0$. Looking at Fig. 3, we compare the analytical results obtained with some of these equations (solid black lines) and the observed behaviour of the simulations (population density, represented in colors). Note that although this calculation is a simplification based on pair approximation (we consider here only the payoff of a site and its first neighbours), it allows us to obtain the transitions observed in the phase diagrams of Fig. 3 with relative accuracy. The cases in which $N_P^{(D)} + N_C^{(D)} - N_P^{(C)} - N_C^{(C)} = 0$ give rise to the vertical transition lines

$$\gamma_{CD} = \frac{c}{N_P^{(D)}}, \quad (5)$$

where $c = 1$. Of all the possible solutions, the only important line is ($\gamma = 1$), which corresponds to $N_P^{(D)} = 1$. This means that for high enough fines ($\gamma \geq 1$), a cooperator can invade a defector that is being currently punished. This highlights the importance of the interdependence between cooperators and punishers in order to defeat a defector.

We proceed with our analysis looking at representative snapshots of the lattice evolution in the symbiosis region in Fig. 4, where we observe a very interesting phenomenon: cooperators and punishers cluster in specific patterns. Differently from other parameter regions, we see that C and P strategies tend to form compact clusters in which cooperators lie in a thin boundary layer around a bulk composed of punishers. Note that due to the inherent random nature of the simulations, said configurations are susceptible

to noise, although their general shapes are frequent and occur for many different cluster sizes.

Since the initial condition is random, there will be some clusters that combine punishers and cooperators in such a way that they can survive the initial invasion of defectors. These symbiotic configurations will grow pushing cooperators to the boundaries and leaving punishers inside. At the same time, spatial configurations that do not favour symbiosis will be quickly eliminated by defectors. In [61] we present a short animation of the lattice evolution, where it is possible to see such processes. Since only cooperators and punishers contribute to the common pool, low r values have a stronger impact on their payoff than on that of defectors. Consequently, this symbiotic behaviour disappears for low r , leaving only defectors.

The spatial structures that promote symbiosis can be better understood by looking at the microscopic interactions when there is a cluster of punishers surrounded by a thin layer of cooperators that separate them from defectors. Fig. 5 illustrates this spatial configuration and all steps necessary for altruistic behaviour to thrive. The first step is the expansion of the cluster as a cooperator invades a defector in the sea of defectors. This initial configuration does not favour the cooperator (for low values of r/G) because, now, the cooperator has several defectors as neighbours. However, the second step is the invasion of a boundary cooperator by a punisher from the inner cluster. This step has a high probability of happening since boundary cooperators are exploited by defectors and inner punishers are not. At this point, the condition $r/G > 0.5$ prevents the D from invading the neighbouring P site. Once both movements occur and a configuration such as the right panel of Fig. 5 occurs, the comparison of payoffs between the cooperator and the defector shows that for $\gamma > 1$ the cooperator will be able to invade the defector,

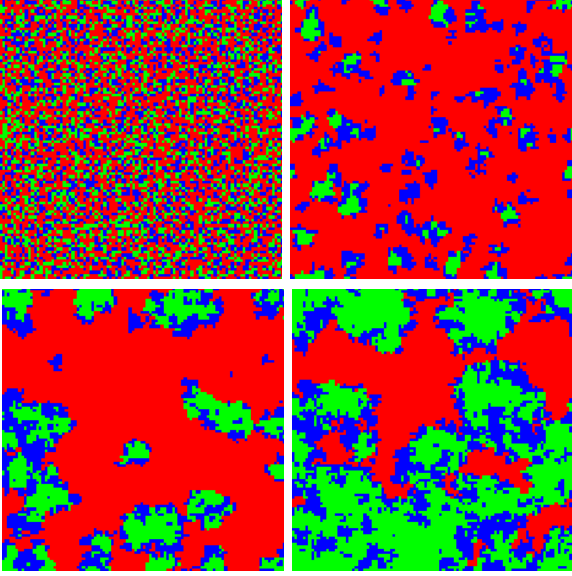


Figure 4: Lattice representative snapshots showing the temporal evolution of the strategies for $r = 3.8$, $\gamma = 1.5$. Here the initial condition is a random strategy assignment with half of the sites being defectors (red, light grey), and the remaining half equally distributed between cooperators (blue, dark grey) and punishers (green, lightest grey). From left to right and top to bottom, the snapshots present the Monte Carlo steps $t = 0, 25, 130$ and 310 . For very early times, the cooperator and punisher densities drop, as unfavourable configurations are eliminated. Nevertheless, the symbiotic clusters with a bulk of punishers surrounded by a layer of cooperators survive this initial period and quickly begin to grow, dominating the entire population. In [61] we present a short animation of the lattice evolution.

as seen in Eq. (5). After this invasion succeeds, the system is, again, in a configuration where all these steps can repeat.

It should be pointed out that the punisher alone cannot expand due to the high punishment cost associated with invading a sea of defectors. This is the main mechanism that allows the symbiosis of cooperators and punishers. We can see that this is a complex dynamics where cooperators and punishers both play specific roles regarding cluster growth. We stress that this is a nontrivial scenario that is only possible in a specific range of parameters. There is a delicate equilibrium between all involved factors, that is, the punishment fines and cost, the number of neighbours in a given configuration, the maximum allowed number of neighbours in the current lattice topology, etc.

Finally, aiming to confirm the presented micro-mechanism illustrated in Fig. 5, we ran simulations with the population prepared in special initial conditions, as presented in Fig. 6. We considered two squares with pure strategies (top right: cooperators, and bottom left: punishers), and two mixed strategies squares with different configurations (top left and bottom right). In the bottom right, we have a random mix of both strategies, while in the top left we have a bulk of punishers surrounded by a thin layer of cooperators.

We first note the expected effect on pure populations

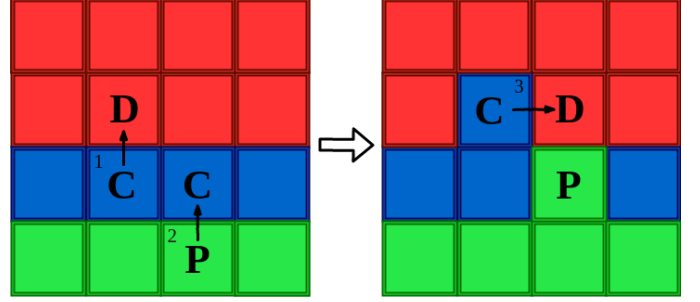


Figure 5: Illustrative diagram of the microscopic spatial configuration that characterizes symbiosis and allows C to invade D with the aid of P . In step 1, a D will be invaded by C for $r/G > 1/3$. In step 2, P s are able to invade C s located at the borders in any scenario, due to contact of C s with D s. The symbiosis effect happens in step 3 during which the C site would have a lower payoff than any of its D neighbours in the absence of P s. However, in the presence of P s and for high values of punishment, $\gamma > 1$, the defector's payoff is decreased allowing the invasion by C . The condition $r/G > 0.5$ (horizontal line in phase diagram, Fig. 3 (b)) prevents the D from invading the neighbouring P in the right panel.

for the given set of parameters, that is, both pure cooperators and pure punishers quickly disappear. Nevertheless, we can see that the mixed configurations can survive the sea of defectors by sticking together. Not only this but they eventually start to expand, dominating the defectors, a feat that neither altruistic strategy can achieve by itself. As time evolves, we note that both types of mixed initial configurations quickly become similar, i.e., a somewhat random distribution of C and P , but with the cooperators mostly in the exterior of the cluster. In this cluster with both strategies present, cooperators can isolate punishers from direct contact with the sea of defectors. This avoids high costs for punishers and, on the other hand, if some defectors start to penetrate the cluster, they are quickly defeated by the bulk of punishers, which act as an internal protection. We also present a short animation of the lattice evolution in [62], where it is possible to see the full evolution of this specially prepared initial state and how the mechanism works.

We note again that this complex and interesting mechanism is spontaneous and does not require any external influence on how cooperators and punishers interact. It is interesting to note how this emergent phenomenon shares many similarities with cyclic alliances, a process where different strategies cyclically dominate most of the population, in a process that results in a system that is more robust to the invasion of foreign strategies [5, 63]. Nevertheless, we also note that here the symbiotic effect is achieved without the need of a cyclic dominance structure.

We extend the analysis by simulating a well-mixed population, in which players can copy any random player in the entire population, instead of only its closest neighbours and the public goods group are also random. This type of connection network generally negates the effect of spatial

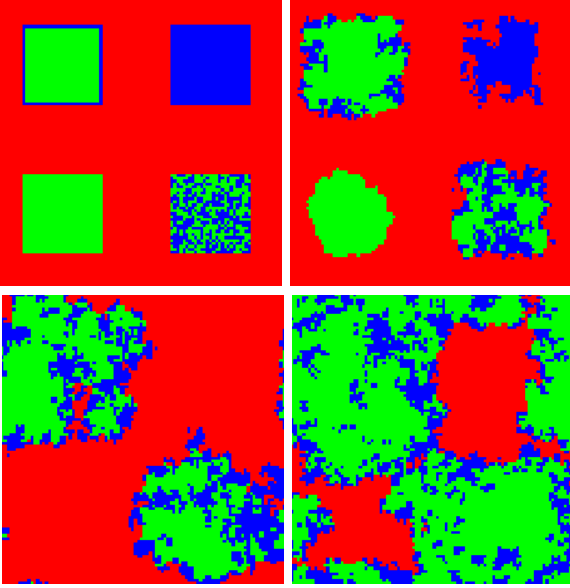


Figure 6: The structure of the altruistic clusters is fundamental to the outcome of the population dynamics. Here we show the evolution of four different types of clusters in a sea of defectors, with $r = 3.8$, $\gamma = 1.5$ for $t = 0, 40, 250$ and 500 . For pure cooperator (blue, dark grey) or punisher (green, lightest grey) clusters, the defectors (red, light grey) quickly dominate. Nevertheless, for both mixed strategy clusters, C and P strategies are able to form spatial structures that shield both from defectors and allow expansion. In [62] we present a short animation of the lattice evolution.

reciprocity. Fig. 7 presents the population evolution comparing the square lattice with the well-mixed case for the same parameters ($r = 3.8$ and $\gamma = 1.2$) in the symbiosis region. While altruistic behaviour thrives in the square lattice, it becomes quickly extinct in the well-mixed network. Note that cooperation would also be condemned here if there were no punishers. We see that even if the parameters are identical, the well-mixed setting forbids the symbiotic phenomenon from taking place due to the lack of spatial organization. This, again, strengthens our claim that the symbiosis seen in our model has a deep relation to the spatial distribution of the strategies.

We complete our analysis by studying the average ratio ρ_P/ρ_C of the strategies in the symbiosis region. In our model, we expect that punishers function as a protection to cooperators, in such a way that this ratio provides us with an estimate of how many punishers are needed for each cooperator in any given region of symbiosis, on average. It is important however to understand that this ratio only makes sense for regions where $\rho_C \neq 0$. We first note that, in the symbiosis region, this ratio is almost independent of the value of γ (data not shown). Because of that, we only present in Fig 8 its dependence on r/G and set $\gamma = 1$. Note that there are huge fluctuations in this value when $\rho_C \rightarrow 0$ ($r/G \simeq 0.64$), due to the finite size of the population.

The ratio ρ_P/ρ_C monotonously decreases with increasing r/G after a critical value near $r/G \simeq 0.64$. This behaviour is expected, since an increase in r creates a sce-

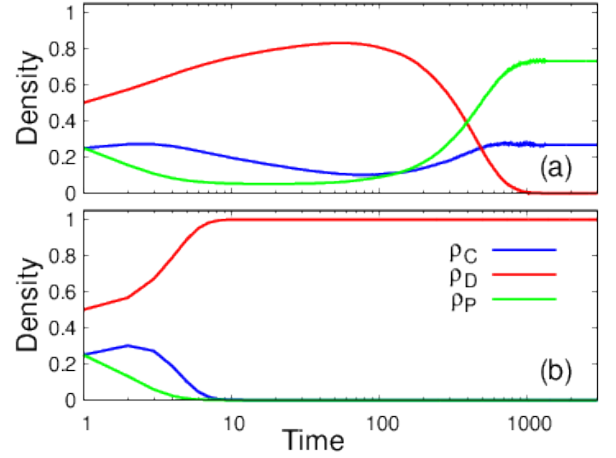


Figure 7: Average strategy temporal evolution in the symbiotic parameter region, for $r = 3.8$ and $\gamma = 1.2$. Panel (a) presents the result for the square lattice, while (b) shows the evolution of the well-mixed population. Without spatial structure, the symbiotic effect cannot happen, and both cooperators and punishers are dominated by defectors.

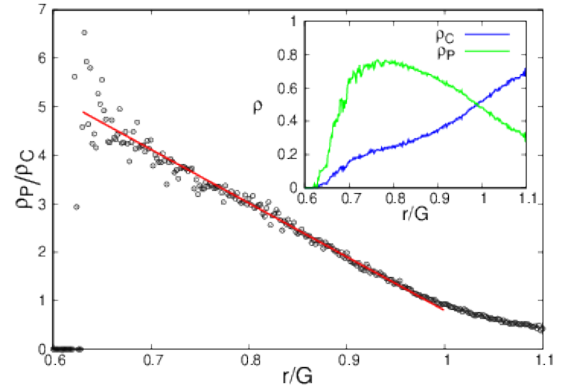


Figure 8: Average ratio of the strategies P/C as a function of r/G , here $\gamma = 1$. As r increases, less punishers are needed to sustain cooperation. On the other hand, as r/G lowers, ρ_P/ρ_C grows to a maximum value $\rho_P/\rho_C \simeq 5$ (since $\rho_C \rightarrow 0$ in this region, the ratio will present larger fluctuations due to finite size effects). This is related to the square lattice topology, where a group cannot have more than five punishers. As soon as this limit is reached, the lattice cannot sustain the spatial symbiosis and both C and P become extinct. The continuous red (grey) line presents the linear regression of the points situated in the symbiosis region ($0.62 < r/G < 1$).

nario more favourable to cooperation, allowing symbiosis to happen with a lower number of punishers for each cooperator. For high enough r/G , we even observe values of $\rho_P/\rho_C < 1$. When $r/G < 0.64$, even symbiosis is unable to sustain cooperation. The most important thing to note here is that this happens as $\rho_P/\rho_C \rightarrow 5$, the number of nearest neighbours plus self-interaction in the square lattice. That is, as r gets lower, more and more punishers are needed to sustain the symbiosis. Therefore, since we are using a square lattice, as soon as the average ratio of ρ_P/ρ_C approaches five, there is no possible way to insert new punishers in each group, due to the lattice inherent topology. The red line presents the linear regression of the points situated in the symbiosis region ($0.62 < r/G < 1$). This further confirms how symbiosis is strongly dependent on the lattice topology, and how it is essentially a spatial effect between the given strategies. The figure inset shows the actual fraction of cooperators and punishers for the same region.

4. Summary and Conclusion

Cooperation is a major component for the integrity of many societies, animal groups, and even inter-species relations. Given the difficulties in maintaining such phenomena, diverse mechanisms are employed to sustain the altruistic behaviour, such as the punishment of egotistic individuals. In the current work, we explored the effectiveness of punishment in the Public Goods Game. To do so, altruistic punishers were introduced, whose only condition for punishment to occur is the spatial proximity between the punisher and one or more defectors. In the classical scenario, without punishment, the survival of cooperation requires an incentive (r) large enough to allow cooperator clusters to avoid invasion by defectors. However, for lower values, cooperators are unable to stand alone, needing an alternative way to fight exploiters. With the introduction of punishers, cooperation can survive for a greater range of parameters. Here, we find that for low fine values, punishers end up dominating the population, as different agents end up punishing the same defector.

Nevertheless, an even more interesting phenomenon arises when the punishment value becomes too costly. In this parameter region, that we designate the symbiosis region, the fine and r values allow a specific spatial configuration to emerge between cooperators and punishers that permits both to survive, whereas none would be able to do so by themselves. Such symbiosis achieves stability through a spatial pattern that segregates cooperators to the border of the cluster, leaving punishers inside. This allows punishers to survive the costs of high fine values. At the same time, any defector that invades the cluster is quickly expelled by the bulk of punishers. This allows cluster growth by a mutually beneficial interaction between cooperators and punishers. Analyzing the payoff distribution and lattice snapshots we were able to understand and

validate the microscopic mechanism behind this symbiotic formation finding a high sensitivity to the lattice topology.

The emergence and maintenance of cooperation is a fascinating subject in both animal evolution and human societies. Specifically, the emergence of symbiotic relations is one of the strongest forms of mutual cooperation in nature, and robust mathematical frameworks to model such associations are a welcome addition to the literature. This work opens future venues for studying how symbiosis can spontaneously emerge, and how the connection network can be used to generate topological phenomena that allow cooperation to survive in competitive scenarios.

Acknowledgements

L.S.F. thanks FAPERGS (Fundação de Amparo à Pesquisa do Estado do Rio Grande do Sul) for the PROBIC scientific initiation funding. H.C.M.F. acknowledges Universitat de Barcelona where part of this work was developed. M.A.A. was supported by the Brazilian Research Agencies CNPq (proc. 428653/2018-9). M.H.V. acknowledges his ICTP associateship, where part of this work was developed during a scientific visit to the centre.

References

- [1] J. M. Smith, [Evolution and the Theory of Games](#), Cambridge Univ. Press Cambridge U.K., 1982.
- [2] M. A. Nowak, [Evolutionary Dynamics Exploring the Equations of Life](#), Harvard Univ. Press, Cambridge, MA, 2006.
- [3] M. Perc, J. J. Jordan, D. G. Rand, Z. Wang, S. Boccaletti, A. Szolnoki, [Statistical physics of human cooperation](#), Phys. Rep. 687 (2017) 1–51.
- [4] E. Pennisi, [How Did Cooperative Behavior Evolve?](#), Science 309 (5731) (2005) 93–93.
- [5] G. Szabó, G. Fáth, [Evolutionary games on graphs](#), Phys. Rep. 446 (4-6) (2007) 97–216.
- [6] M. A. Nowak, K. Sigmund, Evolution of indirect reciprocity, Nature 437 (2005) 1291–1298.
- [7] E. O. Wilson, The Insect Societies, Harvard Univ. Press, Harvard, 1971.
- [8] M. A. Nowak, R. Highfield, SuperCooperators: Altruism, Evolution, and Why We Need Each Other to Succeed, Simon and Schuster, New York, 2012.
- [9] T. Hosokawa, Y. Ishii, N. Nikoh, M. Fujie, N. Satoh, T. Fukatsu, Obligate bacterial mutualists evolving from environmental bacteria in natural insect populations, Nat. Microbiology 1 (1) (2016) 15011.
- [10] E. A. Yurtsev, A. Conwill, J. Gore, Oscillatory dynamics in a bacterial cross-protection mutualism, PNAS 113 (22) (2016) 6236–6241.
- [11] O. Lewin-Epstein, L. Hadany, [Host–microbiome coevolution can promote cooperation in a rock–paper–scissors dynamics](#), Proc. R. Soc. B Biol. Sci. 287 (1920) (2020) 20192754.
- [12] K. Henze, W. Martin, [Evolutionary biology: Essence of mitochondria](#), Nature 426 (6963) (2003) 127–128.
- [13] D. H. Janzen, Coevolution of mutualism between ants and acacias in Central America, Evolution 20 (3) (1966) 249–275.
- [14] L. Wardil, M. Amaral, [Cooperation in Public Goods Games: Stay, But Not for Too Long](#), Games 8 (3) (2017) 35.
- [15] X. Yang, F. Zhang, W. Wang, D. Zhang, Z. Shi, S. Zhou, [Effect of habitat destruction on cooperation in public goods games](#), Phys. Lett. A (2020) 126276

- [16] O. S. Curry, D. Hare, C. Hepburn, D. D. P. Johnson, M. D. Buhrmester, H. Whitehouse, D. W. Macdonald, [Cooperative conservation: Seven ways to save the world](#), *Conserv. Sci. Pract.* 2 (1) (2020) 1–7.
- [17] A. R. Góis, F. P. Santos, J. M. Pacheco, F. C. Santos, [Reward and punishment in climate change dilemmas](#), *Sci. Rep.* 9 (1) (2019) 16193.
- [18] J. Vicens, N. Bueno-Guerra, M. Gutiérrez-Roig, C. Gracia-Lázaro, J. Gómez-Gardeñes, J. Perelló, A. Sánchez, Y. Moreno, J. Duch, [Resource heterogeneity leads to unjust effort distribution in climate change mitigation](#), *PLoS One* 13 (10) (2018) e0204369.
- [19] M. C. Couto, J. M. Pacheco, F. C. Santos, [Governance of Risky Public Goods under Graduated Punishment](#), *J. Theor. Biol.* (2020) 110423.
- [20] D. S. Wilson, [Structured Demes and the Evolution of Group-Advantageous Traits](#), *Am. Nat.* 111 (977) (1977) 157–185.
- [21] M. A. Nowak, R. M. May, [Evolutionary games and spatial chaos](#), *Nature* 359 (6398) (1992) 826–829.
- [22] L. Wardil, J. K. L. da Silva, [Adoption of simultaneous different strategies against different opponents enhances cooperation](#), *EPL* 86 (3) (2009) 38001.
- [23] L. Wardil, J. K. L. da Silva, [Distinguishing the opponents promotes cooperation in well-mixed populations](#), *Phys. Rev. E* 81 (3) (2010) 036115.
- [24] J. Zhao, X. Wang, C. Gu, Y. Qin, [Structural Heterogeneity and Evolutionary Dynamics on Complex Networks](#), *Dyn. Games Appl.*
- [25] M. dos Santos, D. J. Rankin, C. Wedekind, [The evolution of punishment through reputation](#), *Proc. R. Soc. B* 278 (2011) 371–377.
- [26] H. Brandt, C. Hauert, K. Sigmund, Punishment and reputation in spatial public goods games, *Proceedings of the Royal Society of London. Series B: Biological Sciences* 270 (1519) (2003) 1099–1104.
- [27] M. A. Nowak, Five rules for the evolution of cooperation, *Science* 314 (5805) (2006) 1560–1563.
- [28] R. L. Trivers, [The Evolution of Reciprocal Altruism](#), *Q. Rev. Biol.* 46 (1) (1971) 35–57.
- [29] R. Axelrod, W. Hamilton, [The evolution of cooperation](#), *Science* 211 (4489) (1981) 1390–1396.
- [30] H. Brandt, C. Hauert, K. Sigmund, Punishing and abstaining for public goods, *PNAS* 103 (2) (2006) 495–497.
- [31] C. Hauert, G. Szabó, Game theory and physics, *Am. J. Phys.* 73 (5) (2005) 405–414.
- [32] M. H. Vainstein, A. T. Silva, J. J. Arenzon, Does mobility decrease cooperation?, *J. Theor. Biol.* 244 (4) (2007) 722–728.
- [33] M. Perc, A. Szolnoki, [Coevolutionary games—A mini review](#), *Biosystems* 99 (2) (2010) 109–125.
- [34] M. A. Amaral, L. Wardil, M. Perc, J. K. L. da Silva, [Evolutionary mixed games in structured populations: Cooperation and the benefits of heterogeneity](#), *Phys. Rev. E* 93 (4) (2016) 042304.
- [35] M. A. Amaral, L. Wardil, J. K. L. da Silva, [Cooperation in two-dimensional mixed-games](#), *J. Phys. A Math. Theor.* 48 (44) (2015) 445002.
- [36] M. A. Amaral, M. A. Javarone, [Strategy equilibrium in dilemma games with off-diagonal payoff perturbations](#), *Phys. Rev. E* 101 (6) (2020) 062309.
- [37] M. A. Amaral, M. A. Javarone, [Heterogeneity in evolutionary games: an analysis of the risk perception](#), *Proc. R. Soc. A Math. Phys.* 476 (2237) (2020) 20200116.
- [38] Y. Fang, T. P. Benko, M. Perc, H. Xu, [Dissimilarity-driven behavior and cooperation in the spatial public goods game](#), *Sci. Rep.* 9 (1) (2019) 7655.
- [39] L. Zhou, B. Wu, V. V. Vasconcelos, L. Wang, [Simple property of heterogeneous aspiration dynamics: Beyond weak selection](#), *Phys. Rev. E* 98 (6) (2018) 062124.
- [40] A. Szolnoki, M. Perc, [Competition of tolerant strategies in the spatial public goods game](#), *New J. Phys.* 18 (8) (2016) 083021.
- [41] K. Xu, K. Li, R. Cong, L. Wang, [Cooperation guided by the coexistence of imitation dynamics and aspiration dynamics in structured populations](#), *EPL* 117 (4) (2017) 48002.
- [42] A. J. Stewart, T. L. Parsons, J. B. Plotkin, [Evolutionary consequences of behavioral diversity](#), *Proc. Natl. Acad. Sci.* 113 (45) (2016) E7003–E7009.
- [43] W. Hamilton, [The genetical evolution of social behaviour. II](#), *J. Theor. Biol.* 7 (1) (1964) 17–52.
- [44] E. J. Júnior, M. A. Amaral, L. Wardil, [Moderate death rates can be beneficial for the evolution of cooperation](#), *Physica A* 540 (2020) 123195.
- [45] H.-X. Yang, X. Chen, Promoting cooperation by punishing minority, *Appl. Math. Comput.* 316 (2018) 460–466.
- [46] R. Boyd, H. Gintis, S. Bowles, P. J. Richerson, The evolution of altruistic punishment, *Proc. Natl. Acad. Sci.* 100 (6) (2003) 3531–3535.
- [47] X. Chen, A. Szolnoki, M. Perc, Probabilistic sharing solves the problem of costly punishment, *New J. Phys.* 16 (8) (2014) 083016.
- [48] M. Perc, A. Szolnoki, A double-edged sword: Benefits and pitfalls of heterogeneous punishment in evolutionary inspection games, *Sci. Rep.* 5 (2015) 11027.
- [49] A. Szolnoki, G. Szabó, M. Perc, Phase diagrams for the spatial public goods game with pool punishment, *Phys. Rev. E* 83 (3) (2011) 036101.
- [50] D. Helbing, A. Szolnoki, M. Perc, G. Szabó, Evolutionary establishment of moral and double moral standards through spatial interactions, *PLoS Comput. Biol.* 6 (4).
- [51] A. Szolnoki, M. Perc, [Second-order free-riding on antisocial punishment restores the effectiveness of prosocial punishment](#), *Phys. Rev. X* 7 (2017) 041027.
- [52] D. G. Rand, J. J. Armao IV, M. Nakamaru, H. Ohtsuki, Antisocial punishment can prevent the co-evolution of punishment and cooperation, *J. Theor. Biol.* 265 (4) (2010) 624–632.
- [53] Y. Fang, T. P. Benko, M. Perc, H. Xu, Q. Tan, [Synergistic third-party rewarding and punishment in the public goods game](#), *Proc. R. Soc. A Math. Phys.* 475 (2227) (2019) 20190349.
- [54] M. Perc, A. Szolnoki, [A double-edged sword: Benefits and pitfalls of heterogeneous punishment in evolutionary inspection games](#), *Sci. Rep.* 5 (1) (2015) 11027.
- [55] A. Szolnoki, M. Perc, [Second-Order Free-Riding on Antisocial Punishment Restores the Effectiveness of Prosocial Punishment](#), *Phys. Rev. X* 7 (4) (2017) 041027.
- [56] D. Helbing, A. Szolnoki, M. Perc, G. Szabó, [Punish, but not too hard: how costly punishment spreads in the spatial public goods game](#), *New J. Phys.* 12 (8) (2010) 083005.
- [57] A. Szolnoki, M. Perc, G. Szabó, [Topology-independent impact of noise on cooperation in spatial public goods games](#), *Phys. Rev. E* 80 (2009) 56109.
- [58] A. Szolnoki, M. Perc, [Group-size effects on the evolution of cooperation in the spatial public goods game](#), *Phys. Rev. E* 84 (4) (2011) 047102.
- [59] C. Hauert, G. Szabo, Prisoner’s dilemma and public goods games in different geometries: compulsory versus voluntary interactions, *Complexity* 8 (4) (2003) 31–38.
- [60] M. H. Vainstein, J. J. Arenzon, [Spatial social dilemmas: Dilution, mobility and grouping effects with imitation dynamics](#), *Physica A* 394 (2014) 145–157.
- [61] L. S. Flores, [Temporal lattice evolution using parameters: \$r=3.8\$ and \$\gamma=1.5\$](#) (2020).
- [62] L. S. Flores, [Temporal lattice evolution using parameters: \$r=3.8\$ and \$\gamma=1.5\$](#) (2020).
- [63] A. Czaubiel, A. F. Lütz, J. J. Arenzon, [Collective strategies and cyclic dominance in asymmetric predator-prey spatial games](#), *J. Theor. Biol.* 430 (2017) 45–52.