

A note on diagonal gates in SZX-calculus

Titouan Carette

Université de Lorraine, CNRS, Inria, LORIA, F 54000 Nancy, France
titouan.carette@loria.fr

December 18, 2020

This note describes how the the scalable ZXH calculus can be used to represent in a compact way the quantum gates that are diagonal in the computational basis. This includes controlled and multi-controlled Z gates, their generalizations, respectively graph and hypergraph operators, and also phase gadgets.

We don't present the different graphical languages in details. I invite the reader to report to [6] for ZX-calculus, [1] for ZH and [3] and [4] for the scalable notations.

However we use some unusual notations and conventions that are presented in the first section. In particular we use the well-tempered normalization of [7] and an unconventional way to index the phases.

The exact interpretations of the generators are given in the first section, such that any suspicious reader can check by hand the soundness of the rewriting steps. We then introduce function arrows and use them to improve the representation of graph-states of [3]. We also gives a compact representation of hypergraph-states and phase gadgets. Finally we rephrase and extend a little bit the results of [8] and use an algebraic technique to check the spider nest identity of [8].

Contents

1	Notations and semantics	2
2	Function arrows	2
2.1	Matrix arrows	3
2.1.1	Red matrix arrow	3
2.1.2	Yellow matrix arrow	3
3	Diagonal gates	4
4	Graph operator	5
4.1	Graphical representation	5
4.2	Stabilizer	6
4.3	Local complementation	6
5	Hypergraph operator	7
6	Phase gadgets	8
7	Graphical transforms	8
7.1	Walsh Fourier transform	9
7.2	Möbius transform	10
7.3	Spider nests	11
7.4	Binomial transform	11
7.5	Kravchuk transform	11

1 Notations and semantics

The ZX-calculus was first introduced for wires of size one in [6]. We use the extension to big wires called scalable ZX-calculus[3]. Our type system keeps track of the organisation of qubits into registers. We denote the type of a register of n qubits $[n]$. Our types are defined by: $a, b \stackrel{def}{=} [n], n \in \mathbb{N} | a \otimes b$. We write $[m]^n$ for the tensor product of n registers of size m with the convention $[m]^0 = [0]$ the empty register. To each type we associate a Hilbert space: $\llbracket [n] \rrbracket \stackrel{def}{=} (\mathbb{C}^2)^{\otimes n}$ and $\llbracket a \otimes b \rrbracket \stackrel{def}{=} \llbracket a \rrbracket \otimes \llbracket b \rrbracket$ with the convention $\llbracket [0] \rrbracket = (\mathbb{C}^2)^{\otimes 0} = \mathbb{C}$. A map of quantum registers $f : a \rightarrow b$ is a linear map between the corresponding Hilbert spaces together with a reorganisation of the qubit registers. So in the interpretation we also keep track of the data organisation: $\llbracket f : a \rightarrow b \rrbracket \stackrel{def}{=} (f : \llbracket a \rrbracket \rightarrow \llbracket b \rrbracket, a, b)$. We use the contracted notation: $\llbracket f : a \rightarrow b \rrbracket = f : a \rightarrow b$ where f is in fact typed $\llbracket a \rrbracket \rightarrow \llbracket b \rrbracket$. A register of type $[n]$ is represented by a wire of size n . Wires have interpretation:

$$\begin{array}{ll} \llbracket \text{---} \rrbracket \stackrel{def}{=} \sum_{x \in \mathbf{2}^n} |x\rangle \langle x| : [n] \rightarrow [n] & \llbracket \text{X} \rrbracket \stackrel{def}{=} \sum_{x \in \mathbf{2}^n, y \in \mathbf{2}^m} |yx\rangle \langle xy| : [n] \otimes [m] \rightarrow [m] \otimes [n] \\ \llbracket \text{C} \rrbracket \stackrel{def}{=} \sum_{x \in \mathbf{2}^n} |xx\rangle : [0] \rightarrow [n] \otimes [n] & \llbracket \text{D} \rrbracket \stackrel{def}{=} \sum_{x \in \mathbf{2}^n} \langle xx| : [n] \otimes [n] \rightarrow [0] \end{array}$$

The dividers and gatherers have interpretation:

$$\left[\text{CNOT} \right] \stackrel{def}{=} \sum_{x \in 2^{n+m}} |x\rangle\langle x| : [n+m] \rightarrow [n] \otimes [m] \quad \left[\text{CNOT}^\dagger \right] \stackrel{def}{=} \sum_{\mathbf{x} \in 2^{n+m}} |x\rangle\langle x| : [n] \otimes [m] \rightarrow [n+m]$$

We use generators from ZX and ZH calculus with the well tempered normalization of [7]. Since we are not concerned with completeness here, we often write directly the scalars instead of their diagrammatic representation. The green and red families of spiders and the yellow family of harvestmen are indexed by a phase vector $a \in \mathbb{R}^k$ and depicted respectively:




$$\begin{aligned} \left[\text{Diagram 1} \right] &\stackrel{def}{=} 2^k \frac{n+m-2}{4} \sum_{x \in \mathbf{2}^k} e^{i\pi \langle x, a \rangle} |x\rangle^{\otimes n} \langle x|^{\otimes m} : [k]^n \rightarrow [k]^m \\ \left[\text{Diagram 2} \right] &\stackrel{def}{=} 2^k \frac{2-n-m}{4} \sum_{x_i \in \mathbf{2}^k} \prod_{j=1}^k \frac{1+e^{i\pi \left(a_j + \sum_{i=1}^{n+m} x_{i,j} \right)}}{2} |x_1 \cdots x_n\rangle \langle x_{n+1} \cdots x_{n+m}| : [k]^n \rightarrow [k]^m \\ \left[\text{Diagram 3} \right] &\stackrel{def}{=} 2^{-k} \frac{n+m}{4} \sum_{x_i \in \mathbf{2}^k} \prod_{j=1}^k (1 - 2e^{i\pi a_j}) \bigwedge_{i=1}^{n+m} x_i |x_1 \cdots x_n\rangle \langle x_{n+1} \cdots x_{n+m}| : [k]^n \rightarrow [k]^m \end{aligned}$$

Phase vectors have in fact values in $(\mathbb{R}/2\mathbb{Z})^k$. Two phase vector equal modulo 2 lead to the same semantics.

2 Function arrows

Given a boolean function $f : \mathbf{2}^n \rightarrow \mathbf{2}^m$ we naturally turn it into a linear map $\mathbb{C}^{\mathbf{2}^n} \rightarrow \mathbb{C}^{\mathbf{2}^m}$ and define a **function arrow**.

$$\left[\begin{array}{c} f \\ \text{---} \end{array} \right] = |x\rangle \mapsto 2^{\frac{m-n}{4}} |f(x)\rangle$$

Any function arrow satisfies:  ,  and .

Furthermore: $\left(\overrightarrow{\hspace{0.5cm}f\hspace{0.5cm}}\right)^\dagger = \overleftarrow{\hspace{0.5cm}f\hspace{0.5cm}}.$

2.1 Matrix arrows

Some families of function arrows enjoy additional properties that translate into graphical equations. In this subsection we detail two of them which can both be indexed by $\{0, 1\}$ -matrices.

2.1.1 Red matrix arrow

A function $f : 2^n \rightarrow 2^m$ can be seen as a map $f : \mathbb{F}_2^n \rightarrow \mathbb{F}_2^m$, if this map is \mathbb{F}_2 -linear then it can be described by a matrix $A \in \mathcal{M}_{m \times n}(\mathbb{F}_2)$. The **red matrix arrows** indexed by A is then defined by $\xrightarrow{A} \stackrel{def}{=} \xrightarrow{f}$. Those arrows have been extensively studied in [3] and [4]. We recall here the main properties of red matrix arrows. Being \mathbb{F}_2 -linear translates to:

$$\bullet \xrightarrow{A} = \bullet \quad \text{and} \quad \frown \xrightarrow{A} = \begin{array}{c} \xrightarrow{A} \\ \xrightarrow{A} \end{array} \bullet$$

They interact with the dividers and gatherers as:

$$\begin{array}{c} (A \ B) \\ \frown \end{array} \xrightarrow{A} = \begin{array}{c} \xrightarrow{A} \\ \xrightarrow{B} \end{array} \bullet \quad \text{and} \quad \begin{array}{c} \left(\begin{array}{c} A \\ B \end{array} \right) \\ \xrightarrow{A} \end{array} \frown = \begin{array}{c} \xrightarrow{A} \\ \xrightarrow{B} \end{array} \bullet$$

Most of the properties of red matrix arrows can be summed up into one meta rule:

$$\xrightarrow{A} \xleftarrow{B} = \xleftarrow{C} \xrightarrow{D} \quad 2^{\frac{h-k}{2}} \Leftrightarrow \text{Im} \begin{pmatrix} C \\ D \end{pmatrix} = \text{Ker} \begin{pmatrix} A & B \end{pmatrix}$$

With $k \stackrel{def}{=} \dim \left(\text{Ker} \begin{pmatrix} C \\ D \end{pmatrix} \right)$ and $h \stackrel{def}{=} \dim (\text{coKer} (A \ B))$.

Red matrix arrows were the first motivation to the definition of scalable notations in [5], where they are applied to the design error correcting codes. The connection with codes is partially explained by the following result.

Lemma 1. *C-Not circuits are equivalent to invertible red matrix arrows.*

Proof. A C-Not gate between two qubits of a register corresponds to a transvection matrix arrows. Those matrices span the special linear group which is, in characteristic two, the same as the linear group of invertible matrix arrows. \square

2.1.2 Yellow matrix arrow

As noted in [4], the possibility to index arrows by matrices is linked to a bialgebra structure. If the red/green bialgebra leads to red matrix arrows, the yellow/green bialgebra gives us another family of matrix arrows over the boolean semi-ring $\mathbb{B} \stackrel{def}{=}} (\{0, 1\}, \wedge, \vee)$. A function $f : 2^n \rightarrow 2^m$ can be seen as a map $f : \mathbb{B}^n \rightarrow \mathbb{B}^m$, if this map is a homomorphism of \mathbb{B} -semi module, that is $f(a \wedge b) = f(a) \wedge f(b)$ and $f(1) = 1$, then it can be described by a matrix $A \in \mathcal{M}_{m \times n}(\mathbb{B})$. The **yellow matrix arrow** indexed by A is then defined by


$\xrightarrow{A} \stackrel{def}{=} \xrightarrow{f}$. Being a homomorphism of \mathbb{B} -semi module translates to:

$$\bullet \xrightarrow{A} = \bullet \quad \text{and} \quad \frown \xrightarrow{A} = \begin{array}{c} \xrightarrow{A} \\ \xrightarrow{A} \end{array} \bullet$$

Yellow matrix have less properties than red ones. However we still have:


3 Diagonal gates

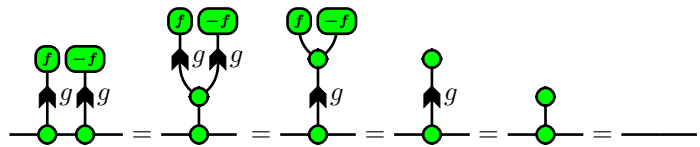
A **diagonal gate** is a unitary map that is diagonal in the computational basis. In other words, it is a linear map $\mathbb{C}^{2^n} \rightarrow \mathbb{C}^{2^n}$ such that for each $x \in \mathbf{2}^n$, $|x\rangle$ are eigenvectors with module one eigenvalue. The diagonal gates on n qubits form an abelian group isomorphic to \mathbb{U}^n . A **phase function** is a semi-boolean function $f : 2^n \rightarrow \mathbb{R}$. To each phase function we can associate a diagonal gate $e^{i\pi f} : [n] \rightarrow [n]$ defined by $e^{i\pi f} : |x\rangle \mapsto e^{i\pi f(x)}|x\rangle$. The correspondence is not one to one, $e^{i\pi f} = e^{i\pi g}$ if and only if there is a $k \in \mathbb{N}$ such that $f = g + 2k$. We have $e^{i\pi(f+g)} = e^{i\pi f}e^{i\pi g}$. Graphically, being a diagonal gate is equivalent to being

a phase of the scaled green spider. That is to be a unitary satisfying : . We can represent graphically any diagonal gate with function arrows and phase functions. We define the **set function** $h_n : 2^n \rightarrow 2^{2^n}$ as: $\forall x, s \in 2^n, h(x)_s \stackrel{\text{def}}{=} \delta_{x=s}$. We can also define h_n inductively by $h_0() = 1$ and

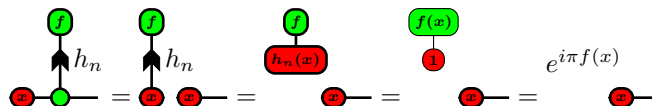
$$h_{n+1}(x_0x') = \begin{cases} h_n(x')0 \cdots 0 & \text{if } x_0 = 0 \\ 0 \cdots 0h_n(x') & \text{if } x_0 = 1 \end{cases}.$$



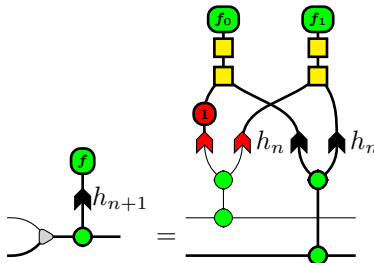
Denoting f the vector $(f(x))_{x \in 2^n}$, $e^{i\pi f}$ is pictured: . It has clearly the form of a phase. Moreover, any map of this form is unitary:



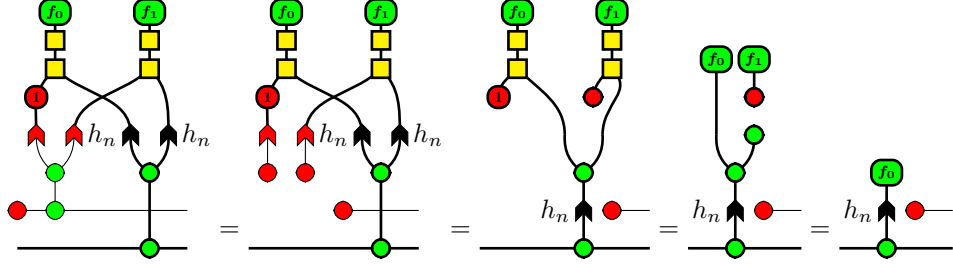
We can check it is a correct representation of $e^{2\pi f}$:



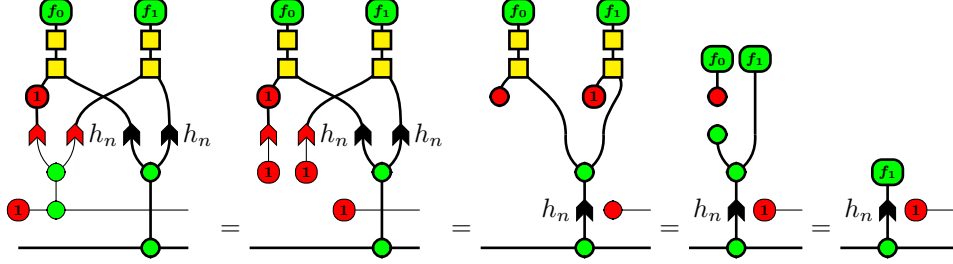
Defining $f_0(x) \stackrel{def}{=} f(0x)$ and $f_1(x) \stackrel{def}{=} f(1x)$ we have:



We can see that:



and



We now focus on families of diagonal gates that admit specific representations.

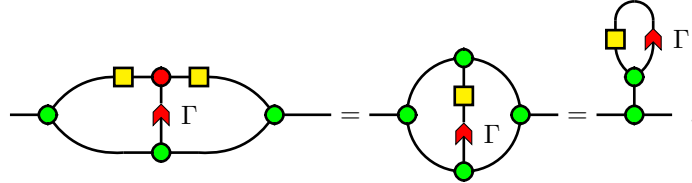
4 Graph operator

Graph-states were among the first example of application of the scalable notation in [3]. We provide here a much nicer representation. A C-Z gate has interpretation $\begin{pmatrix} 1 & 0 & 0 & 0 \\ 0 & 1 & 0 & 0 \\ 0 & 0 & 1 & 0 \\ 0 & 0 & 0 & -1 \end{pmatrix}$ and graphical representation . A composition of C-Z gates on n qubits is called a **graph-state operator**. In fact given a graph (V, E) with $|V| = n$, the associated graph operator $G : \mathbb{C}^{2^n} \rightarrow \mathbb{C}^{2^n}$ is defined as the composition of the C-Z gates on the qubits i and j for each $(i, j) \in E$. Usually we define the graph-state $G|+\rangle^{\otimes n}$ instead of the graph operator. See [11] for more informations on graph-states.

4.1 Graphical representation

If G is a bipartite graph (V_0, V_1, E) with $|V_0| = a$ and $|V_1| = b$ then we can write the graph operator , where Γ is the biadjacency matrix of G defined by $\Gamma_{i,j} = \delta_{(i,j) \in E}$. Here the red matrix arrow

is applying C-Nots that Hadamards gates turn into C-Z as expected. Given a non-bipartite graphs (V, E) , we build a bipartite graph (V, V', E') . We fix an ordering of the vertices in V and define: $E' \stackrel{def}{=} \{(i, j), i, j \in V, i > j \text{ and } (i, j) \in E\}$. The ordering ensures that each edge appears only once. Then the biadjacency matrix Γ is upper triangular and satisfies $\Gamma + \Gamma^t = A$, the adjacency matrix of G . Thus we call Γ the **half adjacency matrix** of G . We then fuse together the copies of the same vertex in the bipartite graph operator with green nodes:



We recognize the typical form of a diagonal operator.

We denote graph state operators $\text{---}\boxed{\Gamma}\text{---}\stackrel{def}{=} \text{---}\textcolor{violet}{\bullet}\text{---}$. We have:

The diagram shows two equations. The first equation is $\Gamma \otimes \Gamma' = \Gamma + \Gamma'$, where Γ and Γ' are boxes connected by a horizontal line, and $\Gamma + \Gamma'$ is a single box. The second equation is $\Gamma \oplus \Gamma' = \Gamma \oplus \Gamma'$, where Γ and Γ' are boxes connected by a horizontal line, and $\Gamma \oplus \Gamma'$ is a single box. The two equations are separated by the word "and".

We can now provide graphical versions of the properties of graph operators.

4.2 Stabilizer

The graph state operator corresponding to the graph (V, E) satisfies $G|0\rangle = |0\rangle$:

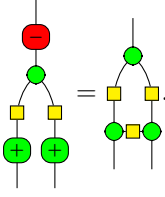
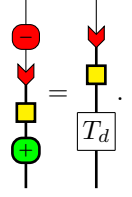
The diagram shows a sequence of five terms connected by equals signs. The first term has a green square labeled Γ above a red arrow pointing right, which is part of a larger loop structure involving a green dot. This is followed by four terms showing various rearrangements of dots and arrows, eventually simplifying to a single horizontal line with three red dots.

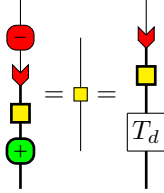
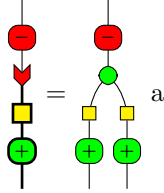
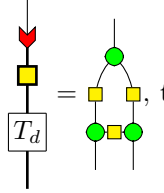
and for each vertex $i \in V$, $G \circ X_i = X_i \circ Z_{(\Gamma + \Gamma^t)_i} \circ G$:

4.3 Local complementation

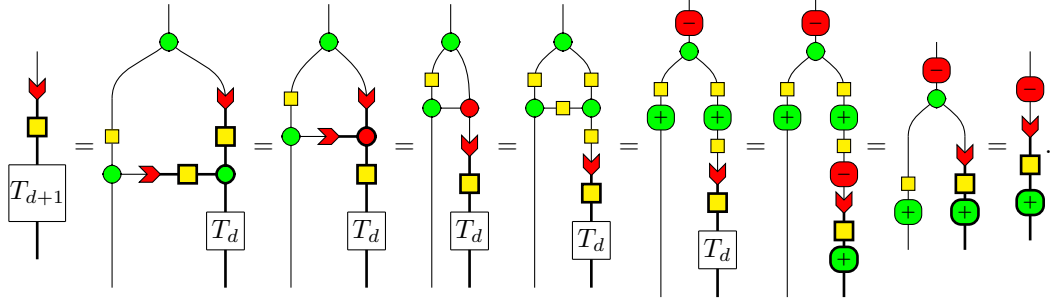
Graph states can be modified by applying phase gates locally on the vertices. More precisely we have $X_u(-\frac{\pi}{2}) \circ Z_{N_u}(\frac{\pi}{2}) \circ |G\rangle|+\rangle = (G * u)|+\rangle$ where $G * u$ is the graph G locally complemented in u . Our proof is a scalable reformulation in scalable notations of the one of [9]. We denote T the half adjacency matrix of the complete graph. We assume that the vertex in G are ordered such that we first have u , then the neighborhood of u and then the other vertices. Denoting $+$ the $\frac{1}{2}$ phase and $-$ the $-\frac{1}{2}$ phase we then want to prove:

First we consider the case of star graphs. In this situation the half adjacency matrix that we call S_d has the form: $\begin{pmatrix} 0 \\ 1 \\ \vdots \\ 1 \end{pmatrix} (0)$. We have:

Admitting the triangle lemma proved in [9]: . We prove the generalize version: .

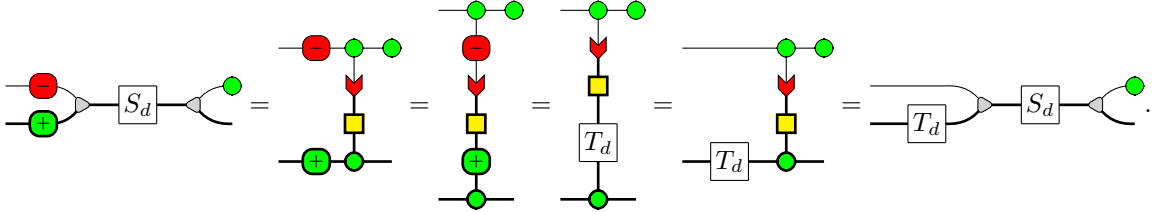
Proof. For $n = 1$, we have . For $n = 2$, we have  and , this is exactly

the triangle lemma. For $n \geq 3$:

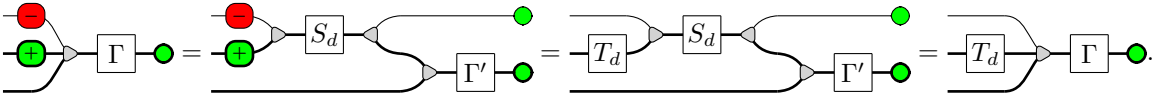


□

Using the generalized triangle lemma we have:




And finally:



5 Hypergraph operator

When an edge in a graph operator is represented by a controlled Z gate on two vertices, an hyperedge in a hypergraph operator is represented by a multi-controlled Z gates on a subset of the vertices. They can be easily represented in ZH -calculus by an Hadamard node. A phase function corresponding to an hyperedge is defined by $\forall s, x \in 2^n \xi_s(x) \stackrel{def}{=} \delta_{s \leq x}$.




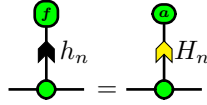
We can depict ξ_s as:  where s is the characteristic vector of the subset s . A composition of such gates is called a **hypergraph operator**. We can represent them compactly in scalable notations. The

matrix $H_n \in \{0,1\}^{2^n \times \{0,1\}^n}$ is defined inductively by: $H_1 = \begin{pmatrix} 0 \\ 1 \end{pmatrix}$ and $H_{n+1} \stackrel{def}{=} \begin{pmatrix} 0 \\ \vdots \\ 0 \\ 1 \\ \vdots \\ 1 \end{pmatrix} \begin{matrix} H_n \\ \\ H_n \end{matrix}$.

An hypergraph operator corresponding to the hypergraph G on n vertices is entirely defined by the phase function $g : 2^n \rightarrow \mathbb{R}$ such that $g(s) = \delta_{s \in G}$. H_n is a stack of all possible $s \in 2^n$. We can then draw the




hypergraph operator G : . We can generalize this to any non $\{0,1\}$ phase functions $f : 2^n \rightarrow \mathbb{R}$ of the form: $f(s) = \sum_{x \in 2^n} a_x \xi_s(x)$. We have:




We will see later that in fact any function arrow admits a representation of this form.

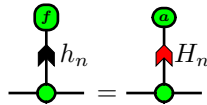
6 Phase gadgets



Phase gadgets are diagonal gates depicted by . They can be represented by the phase functions defined



by $\forall s, x \in 2^n, \Omega_s(x) \stackrel{def}{=} x \cdot s$. Ω_s is depicted: . Like for hypergraphs operator we can use the set matrix to depict a composition of phase gadget. We can represent any phase function $f : 2^n \rightarrow \mathbb{R}$ of the form: $f(s) = \sum_{x \in 2^n} a_x \Omega_s(x)$. We have:



We now apply those representations to graphical transforms.

7 Graphical transforms

The graphical Fourier theory was introduced in [12]. It was then stated in a mix of bang-boxes and ellipsis. We restate it here in an ellipsis free way using scalable notations. We hope this new presentation allows to grasp more clearly the underlying phenomena. The theory can be extended to other semi-boolean transforms. We do it there with the Möbius transform.

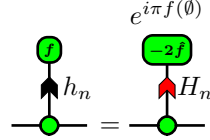
7.1 Walsh Fourier transform

Defining $\chi_s(x) \stackrel{def}{=} 1 - 2\Omega_s(x)$, the χ_s form an orthonormal basis of \mathbb{R}^{2^n} with respect to the scalar product $\langle f|g \rangle \stackrel{def}{=} \frac{1}{2^n} \sum_{x \in 2^n} f(x)g(x)$. The Walsh Fourier transform of a phase function f is defined by $\hat{f} \stackrel{def}{=} \frac{1}{2^n} \sum_{s \in 2^n} f(s)$:

$$f = \sum_{s \in 2^n} \hat{f}(s) \chi_s = \sum_{s \in 2^n} \hat{f}(s) (1 - 2\Omega_s) = \sum_{s \in 2^n} \hat{f}(s) - 2 \sum_{s \in 2^n} \hat{f}(s) \Omega_s = f(\emptyset) - 2 \sum_{s \in 2^n} \hat{f}(s) \Omega_s$$

We can use this formula to rewrite the diagonal gate associated to f as a composition of phase gadgets.

Lemma 2. *For all $f : 2^n \rightarrow \mathbb{R}$*



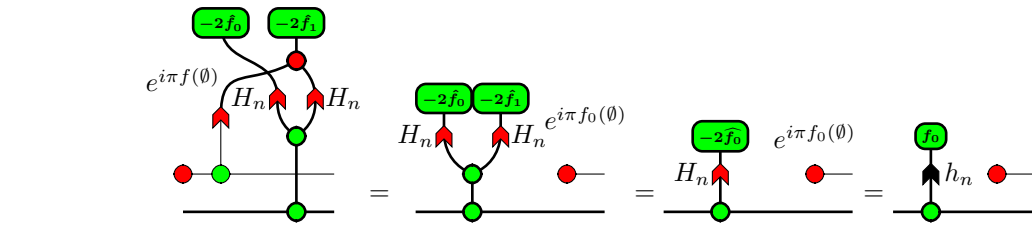
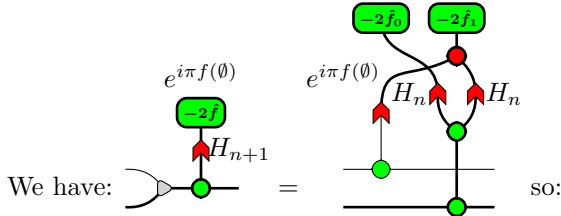
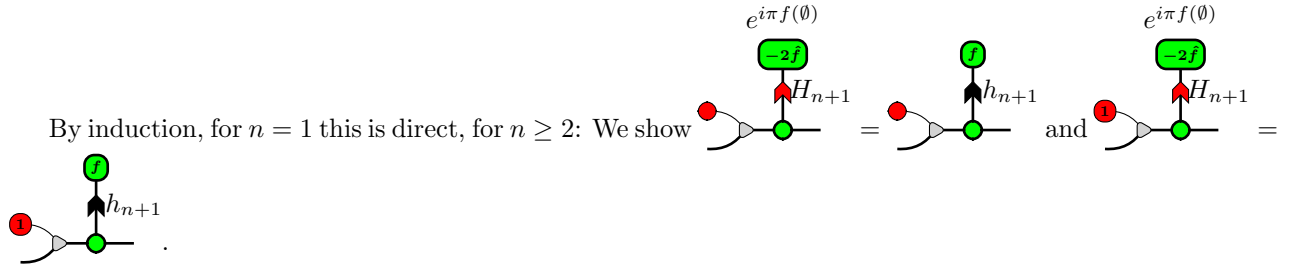
We provide a graphical proof.

Proof. Denoting $f_0(x) \stackrel{def}{=} f(0x)$ and $f_1(x) \stackrel{def}{=} f(1x)$. Let the Walsh matrix be $W \stackrel{def}{=}} \frac{1}{2} \begin{pmatrix} 1 & 1 \\ 1 & -1 \end{pmatrix}$. The Walsh Fourier transform of a phase function $f : 2^n \rightarrow \mathbb{R}$ is $\hat{f} \stackrel{def}{=} W^{\otimes n} f$.

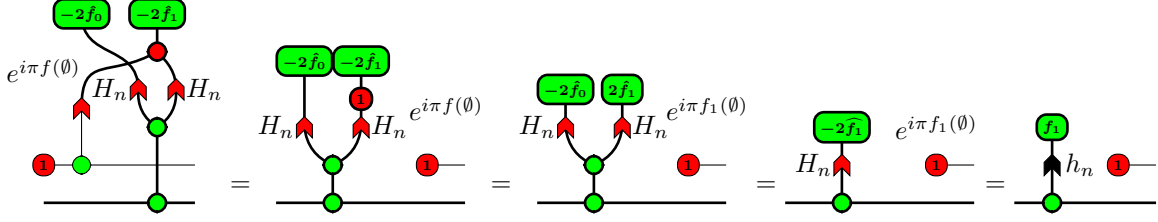
$$\begin{pmatrix} \hat{f}_0 \\ \hat{f}_1 \end{pmatrix} = W^{\otimes n+1} \begin{pmatrix} f_0 \\ f_1 \end{pmatrix} = \frac{1}{2} \begin{pmatrix} I_n & I_n \\ I_n & -I_n \end{pmatrix} \begin{pmatrix} W^{\otimes n} f_0 \\ W^{\otimes n} f_1 \end{pmatrix} = \frac{1}{2} \begin{pmatrix} I_n & I_n \\ I_n & -I_n \end{pmatrix} \begin{pmatrix} \hat{f}_0 \\ \hat{f}_1 \end{pmatrix} = \begin{pmatrix} \frac{\hat{f}_0 + \hat{f}_1}{2} \\ \frac{\hat{f}_0 - \hat{f}_1}{2} \end{pmatrix}$$

So:

$$\hat{f}_0 = \frac{\hat{f}_0 + \hat{f}_1}{2} \quad \hat{f}_1 = \frac{\hat{f}_0 - \hat{f}_1}{2} \quad \hat{f}_0 = \hat{f}_0 + \hat{f}_1 \quad \hat{f}_1 = \hat{f}_0 - \hat{f}_1$$



and



□

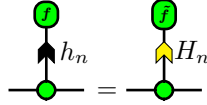
This equality has been proved in [12].

7.2 Möbius transform

The ξ_s also form a basis of \mathbb{R}^{2^n} associated with the Möbius transform, see [10] for details. The Möbius transform of a phase function f is defined by $\tilde{f}(x) = \sum_{s \leq x} (-1)^{|x|+|s|} f(s)$. We have:

$$f = \sum_{s \in 2^n} \tilde{f}(s) \xi_s$$

Lemma 3. For all $f : 2 \rightarrow \mathbb{R}$:

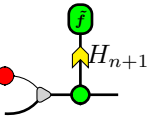
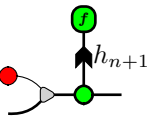
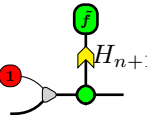


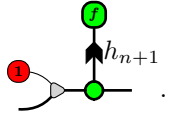
Proof. Let the Möbius matrix be $M \stackrel{def}{=} \begin{pmatrix} 1 & 0 \\ -1 & 1 \end{pmatrix}$. The Möbius transform of a phase function $f : 2^n \rightarrow \mathbb{R}$ is $\tilde{f} \stackrel{def}{=} M^{\otimes n} f$.

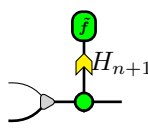
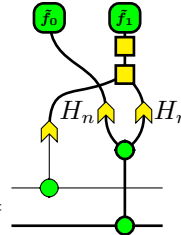
$$\begin{pmatrix} \tilde{f}_0 \\ \tilde{f}_1 \end{pmatrix} = M^{\otimes n+1} \begin{pmatrix} f_0 \\ f_1 \end{pmatrix} = \begin{pmatrix} I_n & 0 \\ -I_n & I_n \end{pmatrix} \begin{pmatrix} M^{\otimes n} f_0 \\ M^{\otimes n} f_1 \end{pmatrix} = \begin{pmatrix} I_n & 0 \\ -I_n & I_n \end{pmatrix} \begin{pmatrix} \tilde{f}_0 \\ \tilde{f}_1 \end{pmatrix} = \begin{pmatrix} \tilde{f}_0 \\ \tilde{f}_1 - \tilde{f}_0 \end{pmatrix}$$

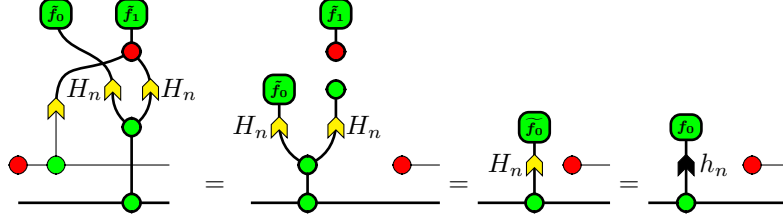
So:

$$\tilde{f}_0 = \tilde{f}_0 \quad \tilde{f}_1 = \tilde{f}_1 - \tilde{f}_0 \quad \tilde{f}_0 = \tilde{f}_0 \quad \tilde{f}_1 = \tilde{f}_0 + \tilde{f}_1$$

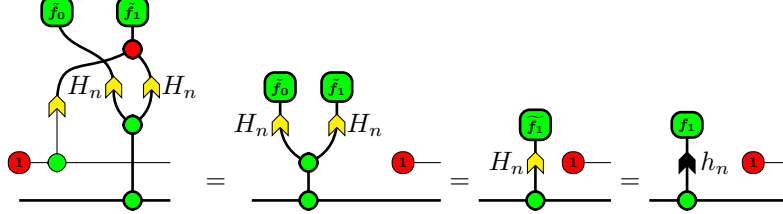
By induction, for $n = 1$ it is direct, for $n \geq 2$: We show  =  and  =



We have:  =  so:



and



□

7.3 Spider nests

A spider nest identity is a composition of spiderlike diagrams, typically generalized hyperedges and phase gadgets, with one big spider and a lot of very small ones. Furthermore this composition must be the identity. We end this note by deriving some of them from graphical transforms. We restrict to **symmetric phase functions**, that is $f(x)$ only depends of the Hamming weight of x . We write $F : \mathbf{n} \rightarrow \mathbb{R}$ the function such that $f(x) = F(|x|)$.

7.4 Binomial transform

The Möbius transform of a symmetric semi-boolean function is the **binomial transform**:

$$\tilde{f}(x) = \sum_{s \leq x} f(s) (-1)^{|s|+|x|} = (-1)^{|x|} \sum_{k=0}^{|x|} \binom{|x|}{k} (-1)^k F(k)$$

We define $\tilde{F}(m) \stackrel{def}{=} \sum_{k=0}^m \binom{m}{k} (-1)^{m-k} F(k)$. We have $\tilde{f}(x) = \tilde{F}(|x|)$ and $F(m) = \sum_{k=0}^m \binom{m}{k} \tilde{F}(k)$.

We recover the spider nest identity of [13] by computing the Möbius transform of the phase function $G(m) = \alpha \frac{1-(-1)^m}{2}$ which represent one phase gadget on n qubits with phase α .

$$\tilde{G}(m) = \sum_{k=0}^m \binom{m}{k} (-1)^{m-k} G(k) = \frac{\alpha}{2} \left(\sum_{k=0}^m \binom{m}{k} (-1)^{m-k} - \sum_{k=0}^m \binom{m}{k} (-1)^{m-k} (-1)^k \right) = \frac{\alpha}{2} (\delta_{m=0} - (-2)^m).$$

$\tilde{G}(0) = 0$ so we have no floating scalars. For $k \geq 1$, $\tilde{G}(k) = \alpha(-2)^{m-1}$. Setting $\alpha = \frac{1}{4}$ we see that only the first terms $\tilde{G}(1) = \frac{1}{4}$, $\tilde{G}(2) = \frac{-1}{2}$ and $\tilde{G}(3) = 1$ are relevant for the phase gadget.

This have been proved by induction in [13].

7.5 Kravchuk transform

The case of the Fourier transform is more complex:

$$\hat{f}(x) = \frac{1}{2^n} \sum_{s \in \mathbf{2}^n} f(s) (-1)^{s \cdot x} = \frac{1}{2^n} \sum_{k \in \mathbf{n}} F(k) \sum_{|s|=k} (-1)^{s \cdot x}.$$

$\sum_{|s|=k} (-1)^{s \cdot x}$ is also a symmetric boolean function equal to the **Kravchuk polynomial**:

$$\mathcal{K}_k^n(|x|) \stackrel{def}{=} \sum_{j=0}^k \binom{|x|}{j} \binom{n-|x|}{k-j} (-1)^j.$$

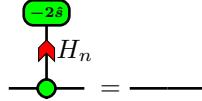
To see this, consider j as the number of ones in comon between x and s . The Kravchuk polynomials satisfy: $\binom{n}{m} \mathcal{K}_k^n(m) = \binom{n}{k} \mathcal{K}_m^n(k)$ and $\sum_{i=0}^n \binom{n}{i} \mathcal{K}_k^n(i) \mathcal{K}_l^n(i) = 2^n \binom{n}{k} \delta_{k=l}$.

The Walsh Fourier transform of a symmetric semi-boolean function is then the **Kravchuk transform**: $\hat{F}(m) \stackrel{def}{=} \frac{1}{2^n} \sum_{k=0}^n F(k) \mathcal{K}_k^n(m)$. We have: $\hat{f}(x) = \hat{F}(|x|)$ and $F(m) = \sum_{k=0}^n \hat{F}(k) \mathcal{K}_k^n(m)$. See [2] for details on transforms of symmetric semi-boolean functions.

We can compute the transform of the phase function $H(m) \stackrel{def}{=} \beta \delta_{m=n}$ which corresponds to the generalised hyperedge on n qubits with phase β .

$$\hat{H}(m) = \frac{1}{2^n} \sum_{k=0}^n H(k) \mathcal{K}_k^n(m) = \frac{1}{2^n} \sum_{k=0}^n \beta \delta_{k=n} \mathcal{K}_k^n(m) = \frac{\beta}{2^n} \mathcal{K}_n^n(m) = \frac{\beta}{2^n} (-1)^m.$$

Combining this result with the spider nest identity of the previous section it is possible to derive the spider nest identity from [8] as it is done in [13]. We end this note by giving an alternative proof by inversion. We first sketch a method to check spider nests identity. We want to show that for a symmetric phase function $\hat{s} : 2^n \rightarrow \mathbb{R}$:



We know \hat{S} by reading the coefficients in the phase gadgets. We compute S using the inversion formula. Then we check if all values of S are equal modulo 2. If it is the case this means that the corresponding phase gadget is $e^{i\pi S(0)} I_n$. But this scalar is exactly the one appearing in the graphical Fourier transform. So simplifying on both sides gives us exactly what we want.

We apply this method to the spider nest identity of [8]. Here, only the Kravchuk polynomials for $k = 0, 1, 2, 3$ and n are needed:

$$\begin{aligned} \mathcal{K}_0^n(m) &= 1 & \mathcal{K}_1^n(m) &= -2m + n & \mathcal{K}_2^n(m) &= 2m^2 - 2nm + \frac{n^2 - n}{2} & \mathcal{K}_n^n(m) &= (-1)^m \\ \mathcal{K}_3^n(m) &= -\frac{4}{3}m^3 + 2nm^2 + (-n^2 + n - \frac{2}{3})m + \frac{n^3 - 3n^2 + 2n}{6} \end{aligned}$$

We want to inverse the phase function:

$$\hat{S}(0) = 0 \quad \hat{S}(1) = \frac{(n-2)(n-3)}{16} \quad \hat{S}(2) = -\frac{n-3}{8} \quad \hat{S}(3) = \frac{1}{8} \quad \hat{S}(n) = -\frac{1}{8} \quad \hat{S}(k) = 0 \text{ for } k \neq 0, 1, 2, 3, n.$$

Lemma 4. For all $m \in \llbracket 0, n \rrbracket$, $S(m) = S(0) \pmod 2$

Proof.

$$\begin{aligned} S(m) &= \sum_{k=0}^n \hat{S}(k) \mathcal{K}_k^n(m) = \hat{S}(1) \mathcal{K}_1^n(m) + \hat{S}(2) \mathcal{K}_2^n(m) + \hat{S}(3) \mathcal{K}_3^n(m) + \hat{S}(n) \mathcal{K}_n^n(m) \\ &= \frac{(n-2)(n-3)}{16} \mathcal{K}_1^n(m) - \frac{n-3}{8} \mathcal{K}_2^n(m) + \frac{1}{8} \mathcal{K}_3^n(m) - \frac{1}{8} \mathcal{K}_n^n(m) \\ &= \frac{-m^3}{6} + \frac{3m^2}{4} - \frac{5m}{6} + \frac{n^3}{48} - \frac{n^2}{8} + \frac{11n}{48} - \frac{(-1)^m}{8} \end{aligned}$$

Our goal is to check that $S(m) \pmod 2$ doesn't depends on m . Thus, we only need the part of $S(m)$ that depends in m .

$$S'(m) \stackrel{\text{def}}{=} \frac{-m^3}{6} + \frac{3m^2}{4} - \frac{5m}{6} - \frac{(-1)^m}{8}.$$

Since $S'(0) = -\frac{1}{8} \pmod{2}$, we want to check that for each $m \in \mathbb{N}$, $S'(m) \equiv -\frac{1}{8} \pmod{2}$. To do so we write $m = 12k + l$ with $k \in \mathbb{N}$ and $l \in \llbracket 0, 11 \rrbracket$. We obtain:

$$S'(12k + l) = -288k^3 - 72lk^2 + 108k^2 - 6kl^2 + 18kl - 10k - \frac{l^3}{6} + \frac{3l^2}{4} - \frac{5l}{6} - \frac{(-1)^l}{8}$$

We see that $S'(12k + l) = -\frac{l^3}{6} + \frac{3l^2}{4} - \frac{5l}{6} - \frac{(-1)^l}{8} \pmod{2}$, this only depends on l . Thus we can just check that for each $l \in \llbracket 0, 11 \rrbracket$, $-\frac{l^3}{6} + \frac{3l^2}{4} - \frac{5l}{6} - \frac{(-1)^l}{8} = -\frac{1}{8} \pmod{2}$ (which is true). □

References

- [1] Miriam Backens and Aleks Kissinger. ZH: A complete graphical calculus for quantum computations involving classical non-linearity. In Peter Selinger and Giulio Chiribella, editors, *Proceedings of the 15th International Conference on Quantum Physics and Logic*, Halifax, Canada, 3-7th June 2018, volume 287 of *Electronic Proceedings in Theoretical Computer Science*, pages 23–42. Open Publishing Association, 2019. doi:10.4204/EPTCS.287.2.
- [2] Anne Canteaut and Marion Videau. Symmetric boolean functions. *IEEE Transactions on information theory*, 51(8):2791–2811, 2005.
- [3] Titouan Carette, Dominic Horsman, and Simon Perdrix. Szx-calculus: Scalable graphical quantum reasoning. In *44th International Symposium on Mathematical Foundations of Computer Science (MFCS 2019)*. Schloss Dagstuhl-Leibniz-Zentrum fuer Informatik, 2019.
- [4] Titouan Carette and Simon Perdrix. Colored props for large scale graphical reasoning. *arXiv preprint arXiv:2007.03564*, 2020.
- [5] Nicholas Chancellor, Aleks Kissinger, Joschka Roffe, Stefan Zohren, and Dominic Horsman. Graphical structures for design and verification of quantum error correction. *arXiv preprint arXiv:1611.08012*, 2016.
- [6] Bob Coecke and Ross Duncan. Interacting quantum observables: categorical algebra and diagrammatics. *New Journal of Physics*, 13(4):043016, 2011.
- [7] Niel de Beaudrap. Well-tempered zx and zh calculi. *arXiv preprint arXiv:2006.02557*, 2020.
- [8] Niel de Beaudrap, Xiaoning Bian, and Quanlong Wang. Fast and effective techniques for t-count reduction via spider nest identities. In *15th Conference on the Theory of Quantum Computation, Communication and Cryptography*, 2020.
- [9] Ross Duncan and Simon Perdrix. Graph states and the necessity of euler decomposition. In *Conference on Computability in Europe*, pages 167–177. Springer, 2009.
- [10] Michel Grabisch. Bases and transforms of set functions. In *On Logical, Algebraic, and Probabilistic Aspects of Fuzzy Set Theory*, pages 215–231. Springer, 2016.
- [11] Marc Hein, Wolfgang Dür, Jens Eisert, Robert Raussendorf, M Nest, and H-J Briegel. Entanglement in graph states and its applications. *Proceedings of the International School of Physics “Enrico Fermi” on “Quantum Computers, Algorithms and Chaos”*, arXiv:quantph/0602096;, 2006.
- [12] Stach Kuijpers, John van de Wetering, and Aleks Kissinger. Graphical fourier theory and the cost of quantum addition. *arXiv preprint arXiv:1904.07551*, 2019.
- [13] Anthony Munson, Bob Coecke, and Quanlong Wang. And-gates in zx-calculus: spider nest identities and qbc-completeness.