

Quantum simulation of a three-mode optomechanical system based on the Fredkin-type interaction

Jin Liu, Yue-Hui Zhou, Jian Huang, Jin-Feng Huang, and Jie-Qiao Liao*

*Key Laboratory of Low-Dimensional Quantum Structures and Quantum Control of Ministry of Education,
Key Laboratory for Matter Microstructure and Function of Hunan Province,
Department of Physics and Synergetic Innovation Center for Quantum Effects
and Applications, Hunan Normal University, Changsha 410081, China
(Dated: December 18, 2020)*

The realization of multimode optomechanical interactions in the single-photon strong-coupling regime is a desired task in cavity optomechanics, but it remains a challenge in realistic physical systems. In this work, we propose a reliable scheme to simulate a three-mode optomechanical system working in the single-photon strong-coupling regime based on the Fredkin-type interaction. This is achieved by utilizing two strong drivings to the two exchangeably-coupled modes in the Fredkin-type coupling involving one optical mode and two mechanical-like modes. As an application of this enhanced three-mode nonlinear optomechanical coupling, we show how to generate entangled-cat states of the mechanical-like modes using the conditional displacement mechanism. The quantum coherence effects in the generated states are investigated by calculating two-mode joint Wigner function and quantum entanglement. The influence of the dissipation effect on the state generation is considered in the open-system case.

I. INTRODUCTION

The light-matter interaction is at the heart of the field of cavity optomechanics [1–3], and many interesting physical effects and phenomenon caused by the optomechanical interactions have been demonstrated in experiments. These advances include cooling of mechanical resonators [4–17], optomechanical entanglement [18–23], normal-mode splitting induced by strong linearized optomechanical coupling [24–27], optomechanically-induced transparency [28–30], asymmetry sideband effects [31–34], phonon laser [35], and so on. Generally speaking, current studies on optomechanics focus mainly on two special cases [36]: the strong-driving regime and the weak-driving regime. In the former case, the linearization method is used such that the linearized system can be solved exactly. In the latter case, differently, the weak-driving term is treated as a perturbation and we work in the eigen representation of the undriven optomechanical systems. In particular, in the weak-driving case, the number of the photon involved in the system is small and hence the physical effect induced by a single photon should be able to be observed in experiments. This requirement is characterized by the single-photon strong-coupling regime, in which single-photon optomechanical effects, such as photon blockade effect [37, 38], phonon-sideband spectrum [39–42], and generation of cat states [43, 44] can be realized in experiments. Though much effort has been devoted to the enhancement of the single-photon optomechanical effects [45–53], the observation of single-photon optomechanical effects has remained a big challenge.

In parallel with the wide studies of optomechanical couplings in the single-photon strong-coupling regime, considerable advances have been also made in multimode optomechanics [54–59]. This is because multimode optomechan-

ical systems provide promising platform to study macroscopic quantum coherence involving multiple mechanical modes [60–63]. For example, both theoretical and experimental advances have been made in the generation of entangled states involving multiple mechanical resonators [64]. In addition, quantum synchronization of mechanical motion of multiple resonators have also been studied [65–67]. In particular, recent studies have shown that simultaneous ground-state cooling of multiple mechanical mode can be realized [68–72]. These advances open a new realm to multimode optomechanics, which will have wide applications in both the studies of the fundamental in quantum theory and the modern quantum technologie.

Motivated by the research interest in both the single-photon strong-coupling regime and multimode optomechanics, in this paper, we propose a reliable scheme to implement quantum simulation of a three-mode optomechanical model based on the Fredkin-type interaction which involves one optical mode and two mechanical-like modes. By introducing strong drivings to the two mechanical-like modes, the Fredkin interaction will lead to a three-mode optomechanical interaction with two enhanced coupling strengths. Here the three bosonic modes play the role of an optical mode (the conditional controller mode in the Fredkin interaction) and two mechanical modes (the two modes involving the exchange coupling). In particular, the simulated three-mode optomechanical interaction can enter the single-photon strong-coupling regime, even the ultrastrong-coupling regime. As an application of the three-mode optomechanical interaction, we study the generation of entangled cat states in the two mechanical-like modes. The coherence effects in the generated states are investigated by calculating the joint Wigner function and quantum entanglement between the two mechanical-like modes.

The rest of this work is organized as follows. In Sec. II, we present the physical model and the Hamiltonians. We also derive an effective three-mode optomechanical Hamiltonian. In Sec. III, we study the generation of entangled cat states with the approximate Hamiltonian and investigate the nonclassical

* jqliao@hunnu.edu.cn

properties of the generated states. Besides, we verify the validity of the approximate Hamiltonian. In Sec. IV, we study the influence of the system dissipations on the state generation. Finally, we present a brief conclusion in Sec. V.

II. MODEL AND SIMULATED OPTOMECHANICAL HAMILTONIAN

We consider a Fredkin-type interacting system (Fig. 1), which is composed of three bosonic modes described by the annihilation (creation) operators \hat{a} (\hat{a}^\dagger), \hat{b} (\hat{b}^\dagger), and \hat{c} (\hat{c}^\dagger), with the corresponding resonance frequencies ω_a , ω_b , and ω_c . Here, two (e.g., b and c) of the three modes are coupled with each other through a beam-splitter-type interaction, where the coupling strength is proportional to the excitation number in the third mode (a). Besides, modes b and c are strongly driven by two laser fields with the same driving frequency ω_L and individual driving amplitudes Ω_b and Ω_c , respectively. For simulation of a three-mode optomechanical interaction, here mode a plays the role of an optical mode, while modes b and c play the role of two mechanical modes. The Hamiltonian of the system reads (with $\hbar = 1$)

$$\hat{H}(t) = \omega_a \hat{a}^\dagger \hat{a} + \omega_b \hat{b}^\dagger \hat{b} + \omega_c \hat{c}^\dagger \hat{c} + g \hat{a}^\dagger \hat{a} (\hat{b}^\dagger \hat{c} + \hat{c}^\dagger \hat{b}) + \Omega_b (\hat{b}^\dagger e^{-i\omega_L t} + \hat{b} e^{i\omega_L t}) + \Omega_c (\hat{c}^\dagger e^{-i\omega_L t} + \hat{c} e^{i\omega_L t}), \quad (1)$$

where g is the coupling strength of the Fredkin-type interaction. In a rotating frame with respect to $\hat{H}_0 = \omega_L (\hat{b}^\dagger \hat{b} + \hat{c}^\dagger \hat{c})$, Hamiltonian (1) becomes

$$\hat{H}_I = \omega_a \hat{a}^\dagger \hat{a} + \Delta_b \hat{b}^\dagger \hat{b} + \Delta_c \hat{c}^\dagger \hat{c} + g \hat{a}^\dagger \hat{a} (\hat{b}^\dagger \hat{c} + \hat{c}^\dagger \hat{b}) + \Omega_b (\hat{b}^\dagger + \hat{b}) + \Omega_c (\hat{c}^\dagger + \hat{c}), \quad (2)$$

where $\Delta_b = \omega_b - \omega_L$ and $\Delta_c = \omega_c - \omega_L$ are the driving detunings of modes b and c , respectively.

In the strong-driving case, the average excitation numbers in modes b and c are large and hence we can express the operators of modes b and c as the sum of their average values and quantum fluctuations. This procedure can be conducted by performing the displacement transformation on modes b and c . To this end, we introduce the displacement operators $\hat{D}_b(\xi_b) = \exp(\xi_b \hat{b}^\dagger - \xi_b^* \hat{b})$ and $\hat{D}_c(\xi_c) = \exp(\xi_c \hat{c}^\dagger - \xi_c^* \hat{c})$, where ξ_b and ξ_c are the displacement amplitudes of modes b and c , respectively. By choosing the displacement amplitudes $\xi_b = -\Omega_b/\Delta_b$ and $\xi_c = -\Omega_c/\Delta_c$, we perform the displacement transformation on Hamiltonian (2) and obtain the transformed Hamiltonian as

$$\begin{aligned} \hat{H}_{\text{ext}} &= \hat{D}_c^\dagger(\xi_c) \hat{D}_b^\dagger(\xi_b) \hat{H}_I \hat{D}_b(\xi_b) \hat{D}_c(\xi_c) \\ &= \tilde{\omega}_a \hat{a}^\dagger \hat{a} + \Delta_b \hat{b}^\dagger \hat{b} + \Delta_c \hat{c}^\dagger \hat{c} + g \hat{a}^\dagger \hat{a} (\hat{b}^\dagger \hat{c} + \hat{c}^\dagger \hat{b}) \\ &\quad + g_b \hat{a}^\dagger \hat{a} (\hat{b}^\dagger + \hat{b}) + g_c \hat{a}^\dagger \hat{a} (\hat{c}^\dagger + \hat{c}), \end{aligned} \quad (3)$$

where we introduce the normalized frequency $\tilde{\omega}_a = \omega_a + 2g\xi_b\xi_c$ of mode a , and the modulated coupling strengths $g_b = g\xi_c$ and $g_c = g\xi_b$.

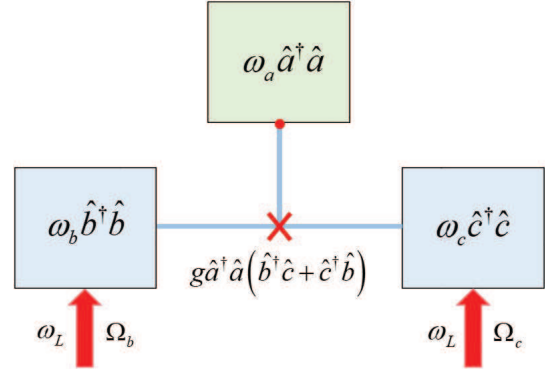


FIG. 1. Schematic of the Fredkin-type interacting system formed by a bosonic mode a (with a resonance frequency ω_a) which is coupled to two bosonic modes b and c (with the resonance frequencies ω_b and ω_c). Modes b and c are driven by two strong laser fields with the same frequency ω_L and individual driving amplitudes Ω_b and Ω_c , respectively.

In the displacement representation, we consider the few-excitations case and assume the parameter conditions $|\xi_c| \gg |\Delta_b| \sqrt{n_c}/|\Delta_b - \Delta_c|$ and $|\xi_b| \gg |\Delta_c| \sqrt{n_b}/|\Delta_b - \Delta_c|$, with $n_{s=b,c}$ being the maximal involved excitation numbers in mode s , then the three-mode coupling term $g \hat{a}^\dagger \hat{a} (\hat{b}^\dagger \hat{c} + \hat{c}^\dagger \hat{b})$ can be ignored, and we obtain the approximate Hamiltonian as

$$\begin{aligned} \hat{H}_{\text{app}} &\approx \tilde{\omega}_a \hat{a}^\dagger \hat{a} + \Delta_b \hat{b}^\dagger \hat{b} + \Delta_c \hat{c}^\dagger \hat{c} \\ &\quad + g_b \hat{a}^\dagger \hat{a} (\hat{b}^\dagger + \hat{b}) + g_c \hat{a}^\dagger \hat{a} (\hat{c}^\dagger + \hat{c}). \end{aligned} \quad (4)$$

The Hamiltonian \hat{H}_{app} takes a standard form of the three-mode optomechanical interaction with one optical mode (a) and two mechanical-like modes (b and c), where Δ_b and Δ_c are effective mechanical frequencies, g_b and g_c are single-photon optomechanical coupling strengths. Here, the two coupling strengths can be largely enhanced by choosing large displacement amplitudes ξ_b and ξ_c in the strong-driving cases. Then, this three-mode optomechanical model can enter the single-photon strong-coupling and even ultrastrong-coupling regimes. Note that the typical ultrastrong optomechanics can be implemented by driving one of the two mechanical-like modes [73].

III. GENERATION OF ENTANGLED CAT STATES

As an application of the enhanced three-mode optomechanical interaction, we study how to generate entangled cat states based on the dynamical evolution of the system. We also investigate quantum effects in the generated states by analyzing the joint Wigner function and the degree of entanglement. In addition, the validity of the approximate Hamiltonian (4) is evaluated.

A. State generation under the approximate Hamiltonian

To calculate the expression of the generated state, we first diagonalize the approximate Hamiltonian (4). To this end, we introduce the unitary displacement operators $\hat{D}_b(\hat{\eta}_b) = \exp[\hat{\eta}_b(\hat{b}^\dagger - \hat{b})]$ and $\hat{D}_c(\hat{\eta}_c) = \exp[\hat{\eta}_c(\hat{c}^\dagger - \hat{c})]$, where $\hat{\eta}_b$ and $\hat{\eta}_c$ are functions of $\hat{a}^\dagger \hat{a}$,

$$\hat{\eta}_b(\hat{a}^\dagger \hat{a}) = \frac{g\Omega_c}{\Delta_b \Delta_c} \hat{a}^\dagger \hat{a} = \sum_{n=0}^{\infty} \eta_b(n) |n\rangle_{aa} \langle n|, \quad (5a)$$

$$\hat{\eta}_c(\hat{a}^\dagger \hat{a}) = \frac{g\Omega_b}{\Delta_b \Delta_c} \hat{a}^\dagger \hat{a} = \sum_{n=0}^{\infty} \eta_c(n) |n\rangle_{aa} \langle n|, \quad (5b)$$

with $\eta_b(n) = g\Omega_c/\Delta_b \Delta_c$ and $\eta_c(n) = g\Omega_b/\Delta_b \Delta_c$ for natural number n . By performing the displacement transformation on Eq. (4), we obtain the diagonalized Hamiltonian as

$$\begin{aligned} \hat{H}_{\text{app}} &= \hat{D}_c^\dagger(\hat{\eta}_c) \hat{D}_b^\dagger(\hat{\eta}_b) \hat{H}_{\text{app}} \hat{D}_b(\hat{\eta}_b) \hat{D}_c(\hat{\eta}_c) \\ &= \tilde{\omega}_a \hat{a}^\dagger \hat{a} + \Delta_b \hat{b}^\dagger \hat{b} + \Delta_c \hat{c}^\dagger \hat{c} - (\Delta_b \hat{\eta}_b^2 + \Delta_c \hat{\eta}_c^2). \end{aligned} \quad (6)$$

Assume that the system is initially in the state

$$|\psi(0)\rangle = \frac{1}{\sqrt{2}}(|0\rangle_a + |1\rangle_a)|0\rangle_b|0\rangle_c, \quad (7)$$

where $|0\rangle_a$ and $|1\rangle_a$ denote the vacuum state and single-excitation state of mode a , respectively, while $|0\rangle_b$ ($|0\rangle_c$) is vacuum state of mode b (c). The state of the system at time t can be obtained according to the relation

$$\begin{aligned} |\psi(t)\rangle &= e^{-i\hat{H}_{\text{app}}t} |\psi(0)\rangle \\ &= \hat{D}_b(\hat{\eta}_b) \hat{D}_c(\hat{\eta}_c) e^{-i\hat{H}_{\text{app}}t} \hat{D}_c^\dagger(\hat{\eta}_c) \hat{D}_b^\dagger(\hat{\eta}_b) |\psi(0)\rangle. \end{aligned} \quad (8)$$

After a detailed calculation, we obtain

$$|\psi(t)\rangle = \frac{1}{\sqrt{2}} \left(|0\rangle_a |0\rangle_b |0\rangle_c + e^{-i\theta_1(t)} |1\rangle_a |\alpha_1(t)\rangle_b |\beta_1(t)\rangle_c \right), \quad (9)$$

where we introduce the phase

$$\theta_1(t) = \tilde{\omega}_a t + \Lambda_1 t + \phi_1(t), \quad (10)$$

with

$$\Lambda_1 = \Delta_b \eta_b^2(1) + \Delta_c \eta_c^2(1) + 2g[\xi_c \eta_b(1) + \xi_b \eta_c(1)], \quad (11a)$$

$$\phi_1(t) = \eta_b^2(1) \sin(\Delta_b t) + \eta_c^2(1) \sin(\Delta_c t). \quad (11b)$$

The coherent-state amplitudes in Eq. (9) are given by

$$\alpha_1(t) = \eta_b(1)(1 - e^{-i\Delta_b t}), \quad (12a)$$

$$\beta_1(t) = \eta_c(1)(1 - e^{-i\Delta_c t}), \quad (12b)$$

where $\eta_b(1) = g\Omega_c/\Delta_b \Delta_c$ and $\eta_c(1) = g\Omega_b/\Delta_b \Delta_c$.

For generation of two-mode entangled cat states, we express the states of mode a with the bases $|\pm\rangle = (|0\rangle_a \pm |1\rangle_a)/\sqrt{2}$, then the generated state $|\psi(t)\rangle$ becomes

$$|\psi(t)\rangle = \frac{1}{2\mathcal{M}_+(t)} |+\rangle |\psi_+(t)\rangle + \frac{1}{2\mathcal{M}_-(t)} |-\rangle |\psi_-(t)\rangle, \quad (13)$$

where we introduce the entangled cat states for modes b and c as

$$|\psi_\pm(t)\rangle = \mathcal{M}_\pm(t) \left(|0\rangle_b |0\rangle_c \pm e^{-i\theta_1(t)} |\alpha_1(t)\rangle_b |\beta_1(t)\rangle_c \right), \quad (14)$$

with the normalization constants

$$\mathcal{M}_\pm(t) = \left(2 \left[1 \pm e^{-\frac{1}{2}(|\alpha_1(t)|^2 + |\beta_1(t)|^2)} \cos[\theta_1(t)] \right] \right)^{-1/2}. \quad (15)$$

By performing a measurement of mode a in the basis states $|\pm\rangle$, modes b and c will collapse into the entangled cat states $|\psi_\pm(t)\rangle$. The corresponding probabilities for the detection are

$$\mathcal{P}_\pm(t) = \frac{1}{4|\mathcal{M}_\pm(t)|^2}, \quad (16)$$

which are the success probabilities for generation of entangled cat states $|\psi_\pm(t)\rangle$, respectively.

B. Logarithmic negativity of the entangled cat states

The degree of entanglement of the generated entangled cat states $|\psi_\pm(t)\rangle$ can be quantized by calculating the logarithmic negativity [74, 75]. For a two-partite system described by the density matrix $\hat{\rho}$, the logarithmic negativity is defined by

$$N = \log_2 \|\hat{\rho}^{T_c}\|_1, \quad (17)$$

where T_c denotes the partial transpose of the density matrix $\hat{\rho}$ with respect to mode c , and the trace norm $\|\hat{\rho}^{T_c}\|_1$ is defined by

$$\|\hat{\rho}^{T_c}\|_1 = \text{Tr} \left[\sqrt{(\hat{\rho}^{T_c})^\dagger \hat{\rho}^{T_c}} \right]. \quad (18)$$

Below, we expand the generated states $|\psi_\pm(t)\rangle$ in the Fock space, and then calculate their logarithmic negativity. In Fig. 2, we show the dynamics of the logarithmic negativities $N_\pm(t)$ for the generated states $|\psi_\pm(t)\rangle$. We find that the logarithmic negativities $N_\pm(t)$ exhibit fast oscillations in a whole period, these oscillations are caused by the high-frequency term in the phase factor $\theta_1(t)$. For the used parameters $\Delta_b = 2\Delta_c$, we find either $|\alpha_1(t)| = 0$ or $|\beta_1(t)| = 0$ at $\Delta_c t = n\pi$, then modes b and c decouple with each other so that there is no entanglement, i.e., the logarithmic negativity is 0. In the middle of a half period, the amplitude of the oscillation is reduced, and the logarithmic negativities $N_\pm(t)$ reach the maximum values (see the inset in Fig. 2). We can also see that the peak positions of $N_\pm(t)$ appear alternately.

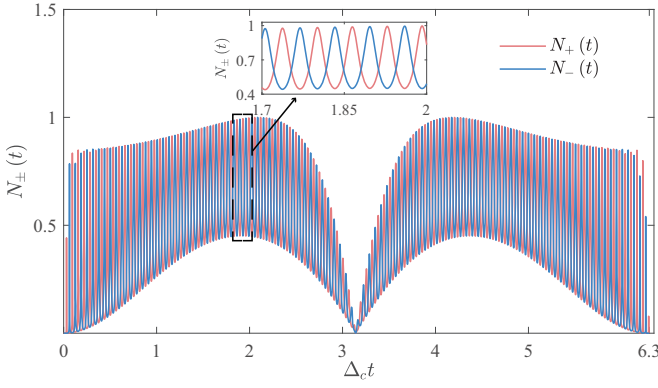


FIG. 2. Dynamics of the logarithmic negativities $N_{\pm}(t)$ for state $|\psi_{\pm}(t)\rangle$ in Eq. (14). Insets: Zoomed-in plots of $N_{\pm}(t)$ in the middle duration of half period. Other parameters used are $\omega_a/\Delta_c = 0.1$, $\Omega_b/\Delta_c = \Omega_c/\Delta_c = 100$, $g/\Delta_c = 0.01$, and $\Delta_b/\Delta_c = 2$.

C. Joint Wigner function of the entangled cat states

In order to show the quantum interference and coherence effects in the generated entangled cat states, we calculate the joint Wigner function of modes b and c . The measurement of the joint Wigner function gives the quantum state tomography of the two-mode system, which shows the details of quantum properties in the two-mode system. For a two-bosonic-mode (b and c) system, the joint Wigner function is defined by [76–78]

$$W(z_b, z_c) = \frac{4}{\pi^2} \left\langle \hat{D}_b(z_b) (-1)^{\hat{b}^\dagger \hat{b}} \hat{D}_b^\dagger(z_b) \hat{D}_c(z_c) (-1)^{\hat{c}^\dagger \hat{c}} \hat{D}_c^\dagger(z_c) \right\rangle, \quad (19)$$

where $\hat{D}_b(z_b) = \exp(z_b \hat{b}^\dagger - z_b^* \hat{b})$ and $\hat{D}_c(z_c) = \exp(z_c \hat{c}^\dagger - z_c^* \hat{c})$ are the displacement operators of the two bosonic modes (b and c), respectively, with z_b and z_c being the complex parameters defining the coordinates in the joint phase space. $W(z_b, z_c)$ is a function in the four-dimensional (4D) phase space $[\text{Re}(z_b), \text{Im}(z_b), \text{Re}(z_c), \text{Im}(z_c)]$. The value of $W(z_b, z_c)$ can be measured from the expectation value of the joint parity operator $(-1)^{\hat{b}^\dagger \hat{b} + \hat{c}^\dagger \hat{c}}$ after independent displacements $\hat{D}_b(z_b)$ and $\hat{D}_c(z_c)$. Therefore, we will use the displaced joint parity function to demonstrate nonclassical property between the two bosonic modes (b and c).

To illustrate the core features in these 4D Wigner functions of the states $|\psi_{\pm}(t)\rangle$, we display its two-dimensional (2D) cuts along the $\text{Re}(z_b) - \text{Re}(z_c)$ plane and $\text{Im}(z_b) - \text{Im}(z_c)$ plane. In Figs. 3(a) and 3(c), we show the 2D cuts of the two-mode Wigner functions $W_{\pm}(z_b, z_c)$ along the $\text{Re}(z_b) - \text{Re}(z_c)$ plane. As shown in panels (a) and (c), the Wigner function contains two positively Gaussian balls, which represents the probability distribution of the coherent-state components of two modes (b and c). There also exist one negative-valued Gaussian ball in the center, which represents the quantum interference between the two superposed components of the superposed coherent states. In Figs. 3(b) and 3(d), we show the 2D cuts of the coherent superposition states along the $\text{Im}(z_b) - \text{Im}(z_c)$ plane.

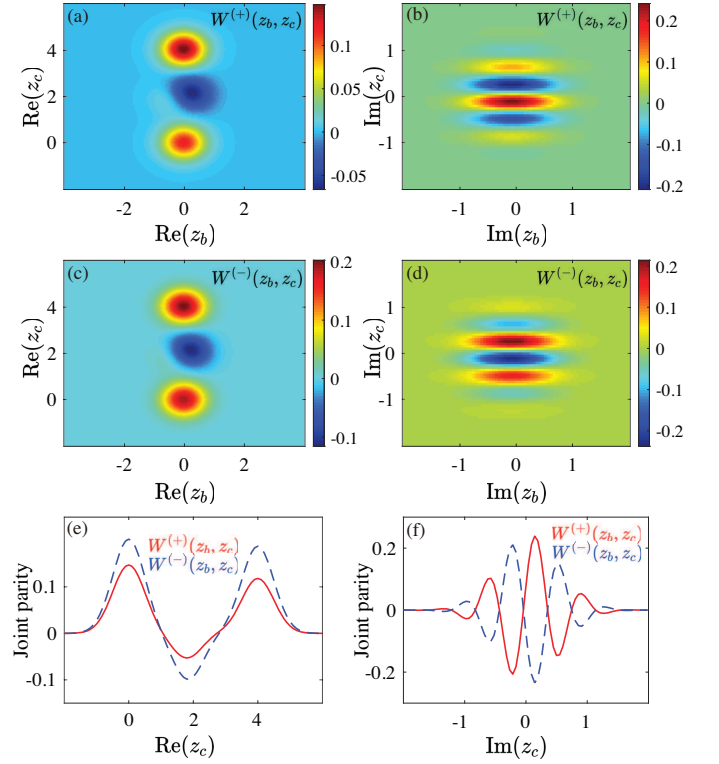


FIG. 3. Plane cuts of the two-mode joint Wigner functions $W^{(\pm)}(z_b, z_c)$ along (a), (c) the $\text{Re}(z_b) - \text{Re}(z_c)$ axes and (b), (d) the $\text{Im}(z_b) - \text{Im}(z_c)$ axes for the entangled cat states with $|\alpha_1(t_s)| \approx 0.2$ and $|\beta_1(t_s)| \approx 3.9$. (e) The line-cuts of (a) and (c) corresponding to the plots of the joint Wigner functions $W^{(+)}(z_b, z_c)$ (red solid curve) and $W^{(-)}(z_b, z_c)$ (blue dashed curve) along $\text{Re}(z_b) = 2$ with $\text{Im}(z_b) = 0$ and $\text{Im}(z_c) = 0.1$. (f) The line-cuts of (b) and (d), corresponding to the plots of the joint Wigner functions $W^{(+)}(z_b, z_c)$ (red solid curve) and $W^{(-)}(z_b, z_c)$ (blue dashed curve) along $\text{Re}(z_b) = 1.4$ with $\text{Im}(z_b) = \text{Re}(z_c) = 0$.

plane, we can see the wave-like distribution of positive and negative values, which is a result of quantum interference between two quasi-classical states $|\alpha_1(t)\rangle_b |\beta_1(t)\rangle_c$ and $|0\rangle_b |0\rangle_c$. Moreover, the details of these features can be seen in the line-cuts of (a-d), as shown in Figs. 3(e) (the interference oscillation) and 3(f) (the two main peaks).

D. State generation under the exact Hamiltonian

To evaluate the performance of the approximate Hamiltonian \hat{H}_{app} given in Eq. (4), in this subsection, we calculate the state generation under the exact Hamiltonian (3) and the same initial state (7). In the next section, we will calculate the fidelity between the exact and approximate states. Fortunately, the exact states in this model can also be calculated analytically. Similar to the approximate solution case, we first diagonalize the exact Hamiltonian \hat{H}_{ext} . To this end, we introduce the transformation operator $\hat{T}(\lambda) = \exp[\lambda(\hat{b}^\dagger \hat{c} - \hat{c}^\dagger \hat{b})]$ and displacement operators $\hat{D}_b(\hat{\zeta}_b) = \exp[\hat{\zeta}_b(\hat{b}^\dagger - \hat{b})]$ and $\hat{D}_c(\hat{\zeta}_c) = \exp[\hat{\zeta}_c(\hat{c}^\dagger - \hat{c})]$, where λ , $\hat{\zeta}_b$, and $\hat{\zeta}_c$ are functions of

$\hat{a}^\dagger \hat{a}$. Then we can obtain the diagonalized exact Hamiltonian

$$\begin{aligned}\hat{H}_{\text{ext}} &= \hat{D}_c^\dagger(\hat{\zeta}_c)\hat{D}_b^\dagger(\hat{\zeta}_b)\hat{T}^\dagger(\hat{\lambda})\hat{H}_{\text{ext}}\hat{T}(\hat{\lambda})\hat{D}_b(\hat{\zeta}_b)\hat{D}_c(\hat{\zeta}_c) \\ &= \hat{H}_{\text{ext}}^a + \hat{H}_{\text{ext}}^{b,c} + \hat{H}_{\text{ext}}^{a,b,c},\end{aligned}\quad (20)$$

where the three parts \hat{H}_{ext}^a , $\hat{H}_{\text{ext}}^{b,c}$, and $\hat{H}_{\text{ext}}^{a,b,c}$ are defined by

$$\begin{aligned}\hat{H}_{\text{ext}}^a &= \tilde{\omega}_a \hat{a}^\dagger \hat{a} + 2g\hat{\zeta}_b \hat{a}^\dagger \hat{a}(\xi_c \cos \hat{\lambda} - \xi_b \sin \hat{\lambda}) \\ &\quad + 2g\hat{\zeta}_c \hat{a}^\dagger \hat{a}(\xi_c \sin \hat{\lambda} + \xi_b \cos \hat{\lambda}) \\ &\quad + g\hat{a}^\dagger \hat{a}(\hat{\zeta}_c^2 - \hat{\zeta}_b^2) \sin(2\hat{\lambda}),\end{aligned}\quad (21a)$$

$$\begin{aligned}\hat{H}_{\text{ext}}^{b,c} &= (\hat{b}^\dagger \hat{b} + \hat{\zeta}_b^2)(\Delta_b \cos^2 \hat{\lambda} + \Delta_c \sin^2 \hat{\lambda}) \\ &\quad + (\hat{c}^\dagger \hat{c} + \hat{\zeta}_c^2)(\Delta_b \sin^2 \hat{\lambda} + \Delta_c \cos^2 \hat{\lambda}),\end{aligned}\quad (21b)$$

$$\hat{H}_{\text{ext}}^{a,b,c} = g\hat{a}^\dagger \hat{a} \hat{c}^\dagger \hat{c} \sin(2\hat{\lambda}) - g\hat{a}^\dagger \hat{a} \hat{b}^\dagger \hat{b} \sin(2\hat{\lambda}).\quad (21c)$$

In Eq. (21), we introduced the photon-number dependent rotation angle

$$\hat{\lambda}(\hat{a}^\dagger \hat{a}) = \frac{1}{2} \arctan\left(\frac{2g\hat{a}^\dagger \hat{a}}{\Delta_c - \Delta_b}\right),\quad (22)$$

and the two photon-number dependent displacement amplitudes are

$$\hat{\zeta}_b(\hat{a}^\dagger \hat{a}) = \frac{g\hat{a}^\dagger \hat{a}(\xi_c \cos \hat{\lambda} - \xi_b \sin \hat{\lambda})}{g\hat{a}^\dagger \hat{a} \sin(2\hat{\lambda}) - (\Delta_b \cos^2 \hat{\lambda} + \Delta_c \sin^2 \hat{\lambda})},\quad (23a)$$

$$\hat{\zeta}_c(\hat{a}^\dagger \hat{a}) = -\frac{g\hat{a}^\dagger \hat{a}(\xi_c \sin \hat{\lambda} + \xi_b \cos \hat{\lambda})}{g\hat{a}^\dagger \hat{a} \sin(2\hat{\lambda}) + (\Delta_b \sin^2 \hat{\lambda} + \Delta_c \cos^2 \hat{\lambda})}.\quad (23b)$$

Based on the diagonalized exact Hamiltonian \hat{H}_{ext} , we can obtain the exact evolution of the system starting from the initial state (7). The exact evolution state can be obtained as

$$\begin{aligned}|\Psi(t)\rangle &= e^{-i\hat{H}_{\text{ext}}t} |\psi(0)\rangle \\ &= \frac{1}{\sqrt{2}} \left(|0\rangle_a |0\rangle_b |0\rangle_c + e^{-i\theta_2(t)} |1\rangle_a |\alpha_2(t)\rangle_b |\beta_2(t)\rangle_c \right),\end{aligned}\quad (24)$$

where we introduce the phase

$$\theta_2(t) = \tilde{\omega}_a t + \Lambda_2 t + \phi_2(t),\quad (25)$$

with

$$\begin{aligned}\Lambda_2 &= \zeta_b^2(1)[\Delta_b \cos^2 \lambda(1) + \Delta_c \sin^2 \lambda(1)] \\ &\quad + \zeta_c^2(1)[\Delta_b \sin^2 \lambda(1) + \Delta_c \cos^2 \lambda(1)] \\ &\quad + 2g\zeta_b(1)[\xi_c \cos \lambda(1) - \xi_b \sin \lambda(1)] \\ &\quad + 2g\zeta_c(1)[\xi_c \sin \lambda(1) - \xi_b \cos \lambda(1)] \\ &\quad + g[\zeta_c^2(1) - \zeta_b^2(1)] \sin 2\lambda(1),\end{aligned}\quad (26a)$$

$$\phi_2(t) = \zeta_c^2(1) \sin(\Lambda_c t) - \zeta_b^2(1) \sin(\Lambda_b t).\quad (26b)$$

The coherent-state amplitudes in Eq. (24) are given by

$$\alpha_2(t) = \zeta_b(1)(1 - e^{i\Lambda_b t}) \cos \lambda(1) + \zeta_c(1)(1 - e^{-i\Lambda_b t}) \sin \lambda(1),\quad (27a)$$

$$\beta_2(t) = \zeta_c(1)(1 - e^{-i\Lambda_c t}) \cos \lambda(1) - \zeta_b(1)(1 - e^{i\Lambda_b t}) \sin \lambda(1),\quad (27b)$$

where

$$\Lambda_b = g \sin 2\lambda(1) - \Delta_b \cos^2 \lambda(1) - \Delta_c \sin^2 \lambda(1),\quad (28a)$$

$$\Lambda_c = g \sin 2\lambda(1) + \Delta_b \sin^2 \lambda(1) + \Delta_c \cos^2 \lambda(1).\quad (28b)$$

We also express the states of mode a with the bases $|\pm\rangle = (|0\rangle_a \pm |1\rangle_a)/\sqrt{2}$, then the generated state $|\Psi(t)\rangle$ can be expressed as

$$|\Psi(t)\rangle = \frac{1}{2\mathcal{K}_+(t)} |+\rangle |\Psi_+(t)\rangle + \frac{1}{2\mathcal{K}_-(t)} |-\rangle |\Psi_-(t)\rangle,\quad (29)$$

where we introduce the exact entangled cat states for the two modes as

$$|\Psi_\pm(t)\rangle = \mathcal{K}_\pm(t) \left(|0\rangle_b |0\rangle_c \pm e^{-i\theta_2(t)} |\alpha_2(t)\rangle_b |\beta_2(t)\rangle_c \right),\quad (30)$$

with the normalization constants

$$\mathcal{K}_\pm(t) = \left(2 \left\{ 1 \pm e^{-\frac{1}{2}(|\alpha_2(t)|^2 + |\beta_2(t)|^2)} \cos[\theta_2(t)] \right\} \right)^{-1/2}.\quad (31)$$

By performing a measurement of mode a in the basis states $|\pm\rangle$, the two bosonic modes b and c will collapse into the entangled cat states $|\Psi_\pm(t)\rangle$. The corresponding detection probabilities are

$$P_\pm(t) = \frac{1}{4|\mathcal{K}_\pm(t)|^2},\quad (32)$$

which represent the success probabilities for generation of entangled cat states.

In Fig. 4, we show the time evolution of the measurement probabilities $P_\pm(t)$ defined in Eq. (32). Figure 4 shows that the detection probabilities exhibit large magnitude oscillations around the two ends in one period, while the magnitude of oscillations decrease to about 1/2 in the middle duration of one period. It can also be seen from Eq. (31) that, at the detection time t_s , we have $|\mathcal{K}_\pm(t_s)|^2 \approx 1/2$, then the probabilities $P_\pm(t_s) \approx 1/2$. In addition, we analyzed the time evolution of the approximate measurement probabilities $\mathcal{P}_\pm(t)$ given by Eq. (16), we find the approximate results (both the whole envelope and the details of the oscillation) are in good agreement with the exact results.

E. Fidelities between the approximate and exact states in the closed-system case

The validity of the approximate Hamiltonian \hat{H}_{app} can be evaluated by checking the fidelity $F(t) = |\langle \Psi(t) | \psi(t) \rangle|^2$ between the approximate state $|\psi(t)\rangle$ and the exact state $|\Psi(t)\rangle$, which are defined in Eqs. (9) and (24), respectively. Then the expression of the fidelity can be obtained as

$$F(t) = \frac{1}{4} \left| 1 + e^{-i[\theta_1(t) + \theta_2(t)] - \frac{1}{2}(|\alpha_1|^2 + |\beta_1|^2 + |\alpha_2|^2 + |\beta_2|^2) + \alpha_1 \alpha_2^* + \beta_1 \beta_2^*} \right|^2.\quad (33)$$

Similarly, we also evaluated the performance of the entangled cat state by calculating the fidelities between the generated states $|\Psi_\pm(t)\rangle$ (after the measurement) in Eq. (30) and the

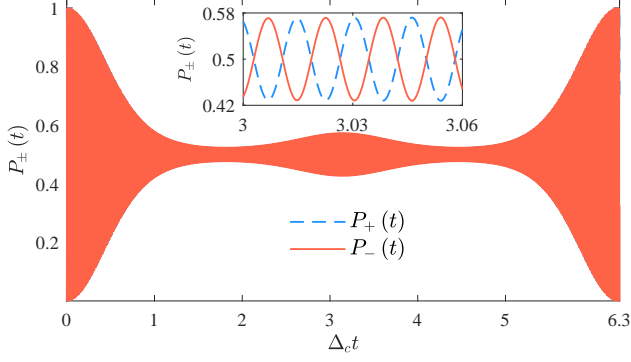


FIG. 4. Plots of the exact detection probabilities $P_{\pm}(t)$ given in Eq. (32) as functions of the evolution time $\Delta_c t$. Insets: Zoomed-in plots of the probabilities in the middle duration of one period. Other parameters used are $\omega_a/\Delta_c = 1.1$, $g/\Delta_c = 0.01$, $\Delta_b/\Delta_c = 2$, and $\Omega_b/\Delta_c = \Omega_c/\Delta_c = 200$.

target states $|\psi_{\pm}(t)\rangle$ (the entangled cat states) in Eq. (14). Using Eqs. (14) and (30), the fidelities $F_{\pm}(t) = |\langle \Psi_{\pm}(t) | \psi_{\pm}(t) \rangle|^2$ can be obtained as

$$F_{\pm}(t) = |\mathcal{M}_{\pm}|^2 |\mathcal{K}_{\pm}|^2 \left| 1 \pm e^{i\theta_1(t) - \frac{1}{2}(|\alpha_1|^2 + |\beta_1|^2)} \pm e^{-i\theta_2(t) - \frac{1}{2}(|\alpha_2|^2 + |\beta_2|^2)} + e^{i[\theta_1(t) - \theta_2(t)] - \frac{1}{2}(|\alpha_1|^2 + |\beta_1|^2 + |\alpha_2|^2 + |\beta_2|^2 + \alpha_1^* \alpha_2^* + \beta_1^* \beta_2^*)} \right|^2. \quad (34)$$

In Fig. 5, we plot the fidelities $F(t)$ and $F_{\pm}(t)$ as functions of time t when the ratio Δ_b/Δ_c takes different values. Here we can see that the fidelities exhibit fast oscillation because of the high-frequency oscillation terms $\exp[i\theta_1(t)]$ and $\exp[i\theta_2(t)]$. Note that in our simulations, we choose Δ_b/Δ_c as adjustable parameter, because when we consider the few-excitation conditions, the approximate conditions also can be written as $|\xi_c| \gg 1/|1 - \Delta_c/\Delta_b|$ and $|\xi_b| \gg 1/|\Delta_b/\Delta_c - 1|$, so that we use Δ_b/Δ_c as a critical parameter for investigating fidelities. Besides, the envelop of the fidelity is larger for a larger value of Δ_b/Δ_c , which means the parameter conditions of our approximation is satisfied when $\Delta_b/\Delta_c \geq 2$.

IV. THE OPEN-SYSTEM CASE

In this section, we study the generation of entangled cat states in the open-system case. In particular, we analyze the influence of the dissipations on the fidelity, the success probability, and the degree of entanglement of the generated states.

A. Quantum master equation

To include the damping and noise effects in this system, we assume that the three bosonic modes are coupled to three individual Markovian environments. The evolution of the system

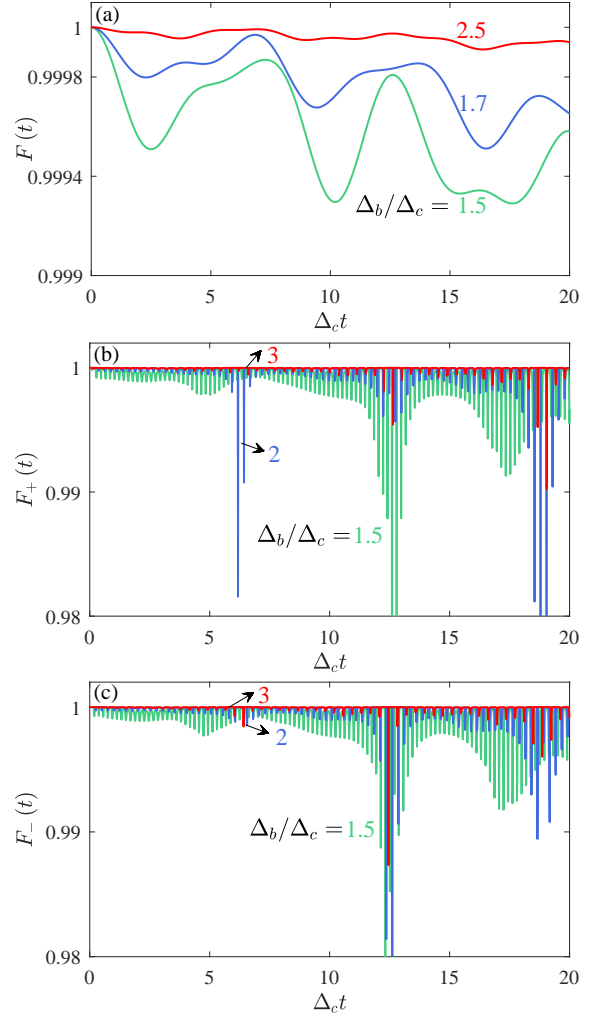


FIG. 5. (a-c) Fidelities $F(t)$ and $F_{\pm}(t)$ versus the evolution time $\Delta_c t$. (a) The curves correspond to the selected values are $\Delta_b/\Delta_c = 1.5$ (green), $\Delta_b/\Delta_c = 1.7$ (blue), and $\Delta_b/\Delta_c = 2.5$ (red). (b), (c) $\Delta_b/\Delta_c = 1.5$ (green), $\Delta_b/\Delta_c = 2.0$ (blue), and $\Delta_b/\Delta_c = 3.0$ (red). Other parameters used in panels(a-c) are $g/\Delta_c = 0.01$, $\Omega_b/\Delta_c = \Omega_c/\Delta_c = 50$, and $\omega_a/\Delta_c = 0.1$.

can be described by the quantum master equation

$$\begin{aligned} \dot{\hat{\rho}} = & i[\hat{\rho}, \hat{H}_I(t)] + \kappa_a(\bar{n}_a + 1)\mathcal{D}[\hat{a}]\hat{\rho} + \kappa_a\bar{n}_a\mathcal{D}[\hat{a}^{\dagger}]\hat{\rho} \\ & + \kappa_b(\bar{n}_b + 1)\mathcal{D}[\hat{b}]\hat{\rho} + \kappa_b\bar{n}_b\mathcal{D}[\hat{b}^{\dagger}]\hat{\rho} \\ & + \kappa_c(\bar{n}_c + 1)\mathcal{D}[\hat{c}]\hat{\rho} + \kappa_c\bar{n}_c\mathcal{D}[\hat{c}^{\dagger}]\hat{\rho}, \end{aligned} \quad (35)$$

where the Hamiltonian $\hat{H}_I(t)$ is given by Eq. (2), $\mathcal{D}[\hat{o}] = \hat{o}\hat{\rho}\hat{o}^{\dagger} - (\hat{o}^{\dagger}\hat{o}\hat{\rho} + \hat{\rho}\hat{o}^{\dagger}\hat{o})/2$ is the standard Lindblad superoperator that describes the damping of these bosonic modes, the parameters κ_a (κ_b , κ_c) and \bar{n}_a (\bar{n}_b , \bar{n}_c) are, respectively, the damping rates and the environment thermal excitation occupations of the optical mode a (b , c).

Similar to the closed-system case, we perform the displacement transformations to the quantum master equation by

$$\hat{\rho}^{(1)} = \hat{D}_c^{\dagger}[\chi_c(t)]\hat{D}_b^{\dagger}[\chi_b(t)]\hat{\rho}\hat{D}_b[\chi_b(t)]\hat{D}_c[\chi_c(t)], \quad (36)$$

where $\hat{\rho}^{(1)}$ is the density matrix of the three-mode system in the displacement representation, $\hat{D}_b[\chi_b(t)]$ and $\hat{D}_c[\chi_c(t)]$ are the displacement operators, $\chi_b(t)$ and $\chi_c(t)$ are the coherent displacement amplitudes, which need to be determined in the transformed master equation. In the displacement representation, the quantum master equation becomes

$$\begin{aligned} \frac{d}{dt}\hat{\rho}^{(1)} = & i[\hat{\rho}^{(1)}, \hat{H}^{(1)}(t)] + \kappa_a(\bar{n}_a + 1)\mathcal{D}[\hat{a}]\hat{\rho}^{(1)} + \kappa_a\bar{n}_a\mathcal{D}[\hat{a}^\dagger]\hat{\rho}^{(1)} \\ & + \kappa_b(\bar{n}_b + 1)\mathcal{D}[\hat{b}]\hat{\rho}^{(1)} + \kappa_b\bar{n}_b\mathcal{D}[\hat{b}^\dagger]\hat{\rho}^{(1)} \\ & + \kappa_c(\bar{n}_c + 1)\mathcal{D}[\hat{c}]\hat{\rho}^{(1)} + \kappa_c\bar{n}_c\mathcal{D}[\hat{c}^\dagger]\hat{\rho}^{(1)}, \end{aligned} \quad (37)$$

where the transformed Hamiltonian takes the form as

$$\begin{aligned} \hat{H}^{(1)} = & \{\omega_c + g[\chi_b^*(t)\chi_c(t) + \chi_c^*(t)\chi_b(t)]\}\hat{a}^\dagger\hat{a} \\ & + g\hat{a}^\dagger\hat{a}(\hat{b}^\dagger\hat{c} + \hat{c}^\dagger\hat{b}) + \Delta_b\hat{b}^\dagger\hat{b} + \Delta_c\hat{c}^\dagger\hat{c} \\ & + g\hat{a}^\dagger\hat{a}[\chi_c(t)\hat{b}^\dagger + \chi_b^*(t)\hat{c} + \text{H.c.}], \end{aligned} \quad (38)$$

The coherent displacement amplitude $\chi_b(t)$ and $\chi_c(t)$ are governed by

$$\dot{\chi}_b(t) = -i\Omega_b - i\Delta_b\chi_b(t) - \kappa_b\chi_b(t)/2, \quad (39a)$$

$$\dot{\chi}_c(t) = -i\Omega_c - i\Delta_c\chi_c(t) - \kappa_c\chi_c(t)/2. \quad (39b)$$

We consider the steady-state displacement case, in which the time scale of the system approaching to its steady state is much shorter than other evolution time scales. In this case, we have $\chi_{b,ss} = \Omega_b/(i\kappa_b/2 - \Delta_b)$ and $\chi_{c,ss} = \Omega_c/(i\kappa_c/2 - \Delta_c)$, which are controllable complex numbers by selecting Ω_b and Ω_c , then the Hamiltonian $\hat{H}^{(1)}$ becomes

$$\begin{aligned} \hat{H}_{\text{ext}}^{(1)} = & \omega_a^{(1)}\hat{a}^\dagger\hat{a} + \Delta_b\hat{b}^\dagger\hat{b} + \Delta_c\hat{c}^\dagger\hat{c} + g\hat{a}^\dagger\hat{a}(\hat{b}^\dagger\hat{c} + \hat{c}^\dagger\hat{b}) \\ & + g\hat{a}^\dagger\hat{a}(\chi_{c,ss}\hat{b}^\dagger + \chi_{c,ss}^*\hat{b}) + g\hat{a}^\dagger\hat{a}(\chi_{b,ss}\hat{c}^\dagger + \chi_{b,ss}^*\hat{c}), \end{aligned} \quad (40)$$

where $\omega_a^{(1)} = \omega_c + g(\chi_{b,ss}^*\chi_{c,ss} + \chi_{c,ss}^*\chi_{b,ss})$. Under the parameter conditions $|\chi_{c,ss}| \gg |\Delta_b| \sqrt{\bar{n}_c}/|\Delta_b - \Delta_c|$ and $|\chi_{b,ss}| \gg |\Delta_c| \sqrt{\bar{n}_b}/|\Delta_b - \Delta_c|$, the term $g\hat{a}^\dagger\hat{a}(\hat{b}^\dagger\hat{c} + \hat{c}^\dagger\hat{b})$ in Eq. (40) is safely ignored, and we obtain

$$\begin{aligned} \hat{H}_{\text{app}}^{(1)} = & \omega_a^{(1)}\hat{a}^\dagger\hat{a} + \Delta_b\hat{b}^\dagger\hat{b} + \Delta_c\hat{c}^\dagger\hat{c} + g\hat{a}^\dagger\hat{a}(\chi_{c,ss}\hat{b}^\dagger + \chi_{c,ss}^*\hat{b}) \\ & + g\hat{a}^\dagger\hat{a}(\chi_{b,ss}\hat{c}^\dagger + \chi_{b,ss}^*\hat{c}). \end{aligned} \quad (41)$$

For our state generation motivation, we consider the initial state $|\pm\rangle|0\rangle_b|0\rangle_c$. The evolution of the density matrix of the system can be obtained by numerically solving quantum master equation (37), and then the properties of the generated states can be calculated.

B. Fidelities between the approximate and the exact states in the open-system case

To study the influence of dissipation of the system on the state generation, we calculate the fidelity between the exact density matrix $\hat{\rho}^{\text{ext}}(t)$ and the approximate state $|\psi(t)\rangle$ in Eq. (9) as

$$f(t) = \langle\psi(t)|\hat{\rho}^{\text{ext}}(t)|\psi(t)\rangle. \quad (42)$$

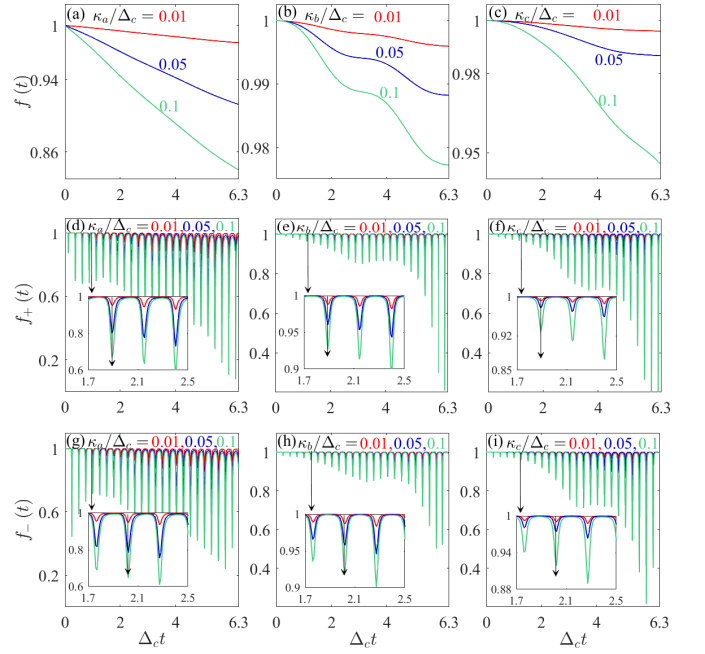


FIG. 6. The fidelities $f(t)$ and $f_{\pm}(t)$ as functions of the evolution time $\Delta_c t$ in various cases. (a), (d), (g) $\kappa_b/\Delta_c = \kappa_c/\Delta_c = 0.001$ and $\kappa_a/\Delta_c = 0.01, 0.05$, and 0.1 . (b), (e), (h) $\kappa_a/\Delta_c = \kappa_c/\Delta_c = 0.001$ and $\kappa_b/\Delta_c = 0.01, 0.05$, and 0.1 . (c), (f), (i) $\kappa_a/\Delta_c = \kappa_b/\Delta_c = 0.001$ and $\kappa_c/\Delta_c = 0.01, 0.05$, and 0.1 . Insets: Zoomed-in plots of the details of fidelities in the duration of $\Delta_c t = 1.7 - 2.5$. Other parameters used are $\omega_a/\Delta_c = 0.1$, $g/\Delta_c = 0.01$, $\Delta_b/\Delta_c = 2$, and $\bar{n}_a = \bar{n}_b = \bar{n}_c = 0$.

For generation of two-mode entangled cat states, we perform a measurement of mode a in the bases $|\pm\rangle$, and then the corresponding density matrices become

$$\hat{\rho}_{\text{ext}}^{(\pm)}(t) = \frac{1}{P_{\pm}^{\text{ext}}(t)} \langle\pm|\hat{\rho}^{\text{ext}}(t)|\pm\rangle, \quad (43)$$

where $P_{\pm}^{\text{ext}}(t) = \text{Tr}[\langle\pm|\hat{\rho}^{\text{ext}}(t)|\pm\rangle]$ are the probabilities for detecting the states $|\pm\rangle$ of mode a . Accordingly, the fidelities between the generated states $\hat{\rho}_{\text{ext}}^{(\pm)}(t)$ and the target states $|\psi_{\pm}(t)\rangle$ can be calculated as

$$f_{\pm}(t) = \langle\psi_{\pm}(t)|\hat{\rho}_{\text{ext}}^{(\pm)}(t)|\psi_{\pm}(t)\rangle. \quad (44)$$

In Fig. 6, we plot the fidelities $f(t)$ and $f_{\pm}(t)$ versus the evolution time $\Delta_c t$ at different values of the scaled decay rate κ_a/Δ_c , κ_b/Δ_c , and κ_c/Δ_c . In Figs. 6(a)-(c), we can see that as the system evolves, the fidelity undergoes a decay dynamics. The curve of the fidelity $f(t)$ decays with the evolution of the system gently. In Figs. 6(d)-(i), we show how $f_{\pm}(t)$ evolve at various values of the decay rates κ_a/Δ_c , κ_b/Δ_c , and κ_c/Δ_c . We can see that fidelities experience fast oscillation. Besides, the dissipation rates κ_a/Δ_c , κ_b/Δ_c , and κ_c/Δ_c have a greater impact on the curve of $f_{\pm}(t)$, which is similar to the behavior of the fidelity $f(t)$. The greater the decay rates, the lower the envelope of these fidelities, as shown in the insets.

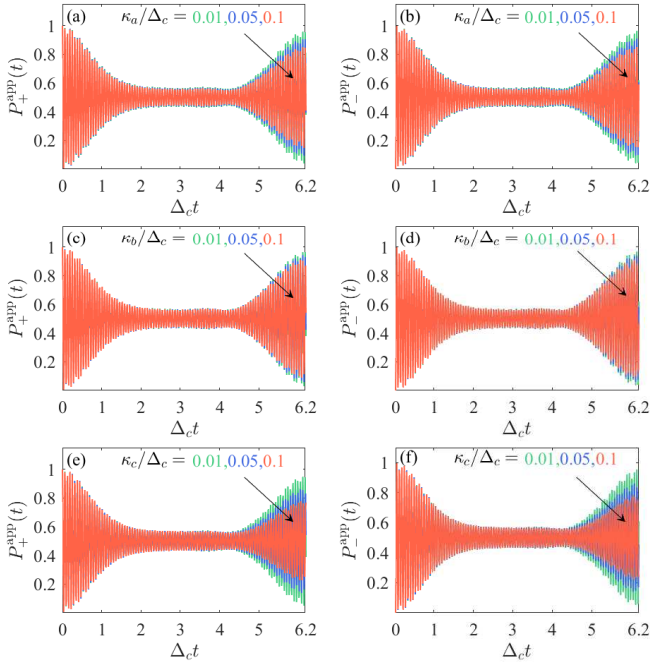


FIG. 7. The probabilities $P_{\pm}^{\text{app}}(t)$ as functions of the evolution time $\Delta_c t$ in various cases. (a), (b) $\kappa_b/\Delta_c = \kappa_c/\Delta_c = 0.001$ and $\kappa_a/\Delta_c = 0.01, 0.05$, and 0.1 . (c), (d) $\kappa_a/\Delta_c = \kappa_c/\Delta_c = 0.001$ and $\kappa_b/\Delta_c = 0.01, 0.05$, and 0.1 . (e), (f) $\kappa_a/\Delta_c = \kappa_b/\Delta_c = 0.001$ and $\kappa_c/\Delta_c = 0.01, 0.05$, and 0.1 . Other parameters used are $\omega_a/\Delta_c = 0.1$, $g/\Delta_c = 0.02$, $\Delta_b/\Delta_c = 2.0$, and $\bar{n}_a = \bar{n}_b = \bar{n}_c = 0$.

C. Detection probabilities

Similar to the close-system case, for generation of entangled cat states, we perform the projective measurement of mode a on the states $|\pm\rangle = (|0\rangle_a \pm |1\rangle_a) / \sqrt{2}$, and the reduced density matrices of modes b and c become

$$\hat{\rho}_{\text{app}}^{(\pm)}(t) = \frac{1}{P_{\pm}^{\text{app}}(t)} \langle \pm | \hat{\rho}^{\text{app}}(t) | \pm \rangle, \quad (45)$$

where $P_{\pm}^{\text{app}}(t) = \text{Tr}[\langle \pm | \hat{\rho}^{\text{app}}(t) | \pm \rangle]$ are the corresponding probabilities for detecting the states $|\pm\rangle_a$.

To analyze the state generation probabilities in the open-system case, we plot the time evolution of the probabilities $P_{\pm}^{\text{app}}(t)$ at selected values of the scaled decay rates κ_a/Δ_c , κ_b/Δ_c , and κ_c/Δ_c . Figures 7(a)-7(d) show that the probabilities $P_{\pm}^{\text{app}}(t)$ oscillate rapidly at the beginning, then the amplitude of the oscillation envelop decreases gradually with the evolution of the system. In the middle duration of $\Delta_c t \approx 2.0 - 4.5$, the value of the probabilities $P_{+}^{\text{app}}(t) \approx P_{-}^{\text{app}}(t) \rightarrow 1/2$. However, in the latter part of a period, the oscillation amplitude envelop will revive, and the amplitude of the revival envelop is smaller for a larger value of the dissipation rates. We also see that the greater the dissipation rate, the smaller the amplitude of the oscillation.

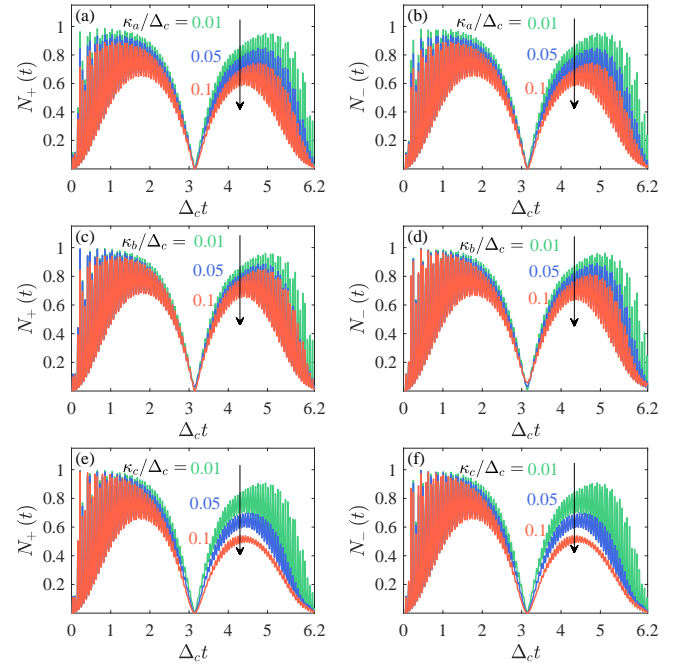


FIG. 8. The logarithmic negativities $N_{\pm}(t)$ as functions of the scaled evolution time $\Delta_c t$ in various cases. (a), (b) $\kappa_b/\Delta_c = \kappa_c/\Delta_c = 0.001$ and $\kappa_a/\Delta_c = 0.01, 0.05$, and 0.1 . (c), (d) $\kappa_a/\Delta_c = \kappa_c/\Delta_c = 0.001$ and $\kappa_b/\Delta_c = 0.01, 0.05$, and 0.1 . (e), (f) $\kappa_a/\Delta_c = \kappa_b/\Delta_c = 0.001$ and $\kappa_c/\Delta_c = 0.01, 0.05$, and 0.1 . Other parameters used are $\omega_a/\Delta_c = 0.1$, $g/\Delta_c = 0.02$, $\Delta_b/\Delta_c = 2.0$, and $\bar{n}_a = \bar{n}_b = \bar{n}_c = 0$.

D. Entanglement dynamics of the generated cat states

In the open-system case, we use the logarithmic negativity to describe the quantum entanglement between the two mechanical-like modes (b and c) for the generated density matrices $\hat{\rho}_{\text{app}}^{(\pm)}(t)$. In terms of Eqs. (17), (37), and (41), we can numerically solve the logarithmic negativity of the states $\hat{\rho}_{\text{app}}^{(\pm)}(t)$. In Fig. 8, we plot the time evolution of the logarithmic negativity when these dissipation rates of the system take different values. Here we can see, with the evolution of the system, the logarithmic negativity oscillates very fast. In our simulations, we find that at $\Delta_c t = n\pi$, for nature numbers n , the cavity mode and the mechanical-like modes are decoupled to each other and the logarithmic negativity $N_{\pm}(t)$ almost close to zero. At each cycle, with the increase of time $\Delta_c t$, the logarithmic negativity first increases rapidly. In the middle duration of $\Delta_c t \approx 1 - 2$, the logarithmic negativity reaches the maximum. At the end of one duration, the logarithmic negativity decreases gradually. Besides, we show the influence of the decay rates on the logarithmic negativity. As the decay rate increases, the maximum value of the logarithmic negativity decreases, which means that the logarithmic negativity decays faster for larger decay rates.

V. CONCLUSION

In conclusion, we have proposed a scheme to simulate the three-mode optomechanical model, which consists of two mechanical-like modes and a single mode optical field based on the Fredkin-type interaction. As an application of the simulated three-mode optomechanical interaction, we have studied the generation of entangled cat states in the two mechanical-like modes. The quantum properties of the generated states have been checked by calculating the joint Wigner function and the quantum entanglement. The influence of the dissipations on the state generation has also been analyzed with the

quantum master equation method.

ACKNOWLEDGMENTS

J.-Q.L. is supported in part by National Natural Science Foundation of China (Grants No. 11822501, No. 11774087, and No. 11935006) and Hunan Science and Technology Plan Project (Grant No. 2017XK2018). J.-F.H. is supported in part by the National Natural Science Foundation of China (Grant No. 12075083), Scientific Research Fund of Hunan Provincial Education Department (Grant No. 18A007), and Natural Science Foundation of Hunan Province, China (Grant No. 2020JJ5345).

-
- [1] T. J. Kippenberg and K. J. Vahala, Cavity Optomechanics: Back-Action at the Mesoscale, *Science* **321**, 1172 (2008).
 - [2] M. Aspelmeyer, P. Meystre, and K. Schwab, Quantum optomechanics, *Phys. Today* **65**(7), 29 (2012).
 - [3] M. Aspelmeyer, T. J. Kippenberg, and F. Marquardt, Cavity optomechanics, *Rev. Mod. Phys.* **86**, 1391 (2014).
 - [4] S. Mancini, D. Vitali, and P. Tombesi, Optomechanical Cooling of a Macroscopic Oscillator by Homodyne Feedback, *Phys. Rev. Lett.* **80**, 688 (1998).
 - [5] P. F. Cohadon, A. Heidmann, and M. Pinard, Cooling of a Mirror by Radiation Pressure, *Phys. Rev. Lett.* **83**, 3174 (1999).
 - [6] D. Kleckner and D. Bouwmeester, Sub-kelvin optical cooling of a micromechanical resonator, *Nature (London)* **444**, 75 (2006).
 - [7] T. Corbitt, C. Wipf, T. Bodiya, D. Ottaway, D. Sigg, N. Smith, S. Whitcomb, and N. Mavalvala, Optical Dilution and Feedback Cooling of a Gram-Scale Oscillator to 6.9 mK, *Phys. Rev. Lett.* **99**, 160801 (2007).
 - [8] M. Poggio, C. L. Degen, H. J. Mamin, and D. Rugar, Feedback Cooling of a Cantilever's Fundamental Mode below 5 mK, *Phys. Rev. Lett.* **99**, 017201 (2007).
 - [9] I. Wilson-Rae, N. Nooshi, W. Zwerger, and T. J. Kippenberg, Theory of Ground State Cooling of a Mechanical Oscillator Using Dynamical Backaction, *Phys. Rev. Lett.* **99**, 093901 (2007).
 - [10] F. Marquardt, J. P. Chen, A. A. Clerk, and S. M. Girvin, Quantum Theory of Cavity-Assisted Sideband Cooling of Mechanical Motion, *Phys. Rev. Lett.* **99**, 093902 (2007).
 - [11] C. Genes, D. Vitali, P. Tombesi, S. Gigan, and M. Aspelmeyer, Ground-state cooling of a micromechanical oscillator: Comparing cold damping and cavity-assisted cooling schemes, *Phys. Rev. A* **77**, 033804 (2008).
 - [12] Y. Li, Y.-D. Wang, F. Xue, and C. Bruder, Quantum theory of transmission line resonator-assisted cooling of a micromechanical resonator, *Phys. Rev. B* **78**, 134301 (2008).
 - [13] K. Xia and J. Evers, Ground State Cooling of a Nanomechanical Resonator in the Nonresolved Regime via Quantum Interference, *Phys. Rev. Lett.* **103**, 227203 (2009).
 - [14] L. Tian, Ground state cooling of a nanomechanical resonator via parametric linear coupling, *Phys. Rev. B* **79**, 193407 (2009).
 - [15] J. Chan, T. P. Alegre, A. H. Safavi-Naeini, J. T. Hill, A. Krause, S. Groblacher, M. Aspelmeyer, and O. Painter, Laser cooling of a nanomechanical oscillator into its quantum ground state, *Nature (London)* **478**, 89 (2011).
 - [16] J. D. Teufel, T. Donner, D. Li, J. W. Harlow, M. S. Allman, K. Cicak, A. J. Sirois, J. D. Whittaker, K. W. Lehnert, and R. W. Simmonds, Sideband cooling of micromechanical motion to the quantum ground state, *Nature (London)* **475**, 359 (2011).
 - [17] J. B. Clark, F. Lecocq, R. W. Simmonds, J. Aumentado, and J. D. Teufel, Sideband cooling beyond the quantum backaction limit with squeezed light, *Nature (London)* **541**, 191 (2017).
 - [18] A. Ferreira, A. Guerreiro, and V. Vedral, Macroscopic Thermal Entanglement Due to Radiation Pressure, *Phys. Rev. Lett.* **96**, 060407 (2006).
 - [19] D. Vitali, S. Gigan, A. Ferreira, H. R. Böhm, P. Tombesi, A. Guerreiro, V. Vedral, A. Zeilinger, and M. Aspelmeyer, Optomechanical Entanglement between a Movable Mirror and a Cavity Field, *Phys. Rev. Lett.* **98**, 030405 (2007).
 - [20] M. Paternostro, D. Vitali, S. Gigan, M. S. Kim, C. Brukner, J. Eisert, and M. Aspelmeyer, Creating and Probing Multiparticle Macroscopic Entanglement with Light, *Phys. Rev. Lett.* **99**, 250401 (2007).
 - [21] C. Genes, A. Mari, P. Tombesi, and D. Vitali, Robust entanglement of a micromechanical resonator with output optical fields, *Phys. Rev. A* **78**, 032316 (2008).
 - [22] Y.-D. Wang and A. A. Clerk, Reservoir-Engineered Entanglement in Optomechanical Systems, *Phys. Rev. Lett.* **110**, 253601 (2013).
 - [23] L. Tian, Robust Photon Entanglement via Quantum Interference in Optomechanical Interfaces, *Phys. Rev. Lett.* **110**, 233602 (2013).
 - [24] J. M. Dobrindt, I. Wilson-Rae, and T. J. Kippenberg, Parametric Normal-Mode Splitting in Cavity Optomechanics, *Phys. Rev. Lett.* **101**, 263602 (2008).
 - [25] S. Gröblacher, K. Hammerer, M. Vanner, and M. Aspelmeyer, Observation of strong coupling between a micromechanical resonator and an optical cavity field, *Nature (London)* **460**, 724 (2009).
 - [26] J. D. Teufel, D. Li, M. S. Allman, K. Cicak, A. J. Sirois, J. D. Whittaker, and R. W. Simmonds, Circuit cavity electromechanics in the strong-coupling regime, *Nature (London)* **471**, 204 (2011).
 - [27] E. Verhagen, S. Deleglise, S. Weis, A. Schliesser, and T. J. Kippenberg, Quantum-coherent coupling of a mechanical oscillator to an optical cavity mode, *Nature (London)* **482**, 63 (2012).
 - [28] G. S. Agarwal and S. Huang, Electromagnetically induced transparency in mechanical effects of light, *Phys. Rev. A* **81**, 041803(R) (2010).

- [29] S. Weis, R. Rivière, S. Deléglise, E. Gavartin, O. Arcizet, A. Schliesser, and T. J. Kippenberg, Optomechanically induced transparency, *Science* **330**, 1520 (2010).
- [30] A. H. Safavi-Naeini, T. P. M. Alegre, J. Chan, M. Eichenfield, M. Winger, Q. Lin, J. T. Hill, D. E. Chang, and O. Painter, Electromagnetically induced transparency and slow light with optomechanics, *Nature (London)* **472**, 69 (2011).
- [31] A. H. Safavi-Naeini, J. Chan, J. T. Hill, T. P. M. Alegre, A. Krause, and O. Painter, Observation of Quantum Motion of a Nanomechanical Resonator, *Phys. Rev. Lett.* **108**, 033602 (2012).
- [32] A. J. Weinstein, C. U. Lei, and E. E. Wollman, Observation and Interpretation of Motional Sideband Asymmetry in a Quantum Electromechanical Device, *Phys. Rev. X* **4**, 041003 (2014).
- [33] F. Tebbenjohanns, M. Frimmer, V. Jain, D. Windey, and L. Novotny, Motional Sideband Asymmetry of a Nanoparticle Optically Levitated in Free Space, *Phys. Rev. Lett.* **124**, 013603 (2020).
- [34] L. Qiu, I. Shomroni, P. Seidler, and T. J. Kippenberg, Laser Cooling of a Nanomechanical Oscillator to Its Zero-Point Energy, *Phys. Rev. Lett.* **124**, 173601 (2020).
- [35] H. Jing, S. K. Özdemir, X.-Y. Lü, J. Zhang, L. Yang, and F. Nori, \mathcal{PT} -Symmetric Phonon Laser, *Phys. Rev. Lett.* **113**, 053604 (2014).
- [36] W. H. P. Nielsen, Y. Tsaturyan, C. B. Møller, E. S. Polzika, and Albert Schliesser, Multimode optomechanical system in the quantum regime, *Proc. Natl. Acad. Sci. U.S.A.* **114**, 62 (2016).
- [37] P. Rabl, Photon Blockade Effect in Optomechanical Systems, *Phys. Rev. Lett.* **107**, 063601 (2011).
- [38] A. Nunnenkamp, K. Borkje, and S. M. Girvin, Single-Photon Optomechanics, *Phys. Rev. Lett.* **107**, 063602 (2011).
- [39] J.-Q. Liao, H. K. Cheung, and C. K. Law, Spectrum of single-photon emission and scattering in cavity optomechanics, *Phys. Rev. A* **85**, 025803 (2012).
- [40] J.-Q. Liao and C. K. Law, Correlated two-photon scattering in cavity optomechanics, *Phys. Rev. A* **87**, 043809 (2013).
- [41] X.-W. Xu, Y.-J. Li, and Y.-X. Liu, Photon-induced tunneling in optomechanical systems, *Phys. Rev. A* **87**, 025803 (2013).
- [42] T. Hong, H. Yang, H. Miao, and Y. Chen, Open quantum dynamics of single-photon optomechanical devices, *Phys. Rev. A* **88**, 023812 (2013).
- [43] W. Marshall, C. Simon, R. Penrose, and D. Bouwmeester, Towards Quantum Superpositions of a Mirror, *Phys. Rev. Lett.* **91**, 130401 (2003).
- [44] J.-Q. Liao and L. Tian, Macroscopic Quantum Superposition in Cavity Optomechanics, *Phys. Rev. Lett.* **116**, 163602 (2016).
- [45] A. Xuereb, C. Genes, and A. Dantan, Strong Coupling and Long-Range Collective Interactions in Optomechanical Arrays, *Phys. Rev. Lett.* **109**, 223601 (2012).
- [46] A. J. Rimberg, M. P. Blencowe, A. D. Armour, and P. D. Nation, A cavity-Cooper pair transistor scheme for investigating quantum optomechanics in the ultra-strong coupling regime, *New J. Phys.* **16**, 055008 (2014).
- [47] T. T. Heikkilä, F. Massel, J. Tuorila, R. Khan, and M. A. Sillanpää, Enhancing Optomechanical Coupling via the Josephson Effect, *Phys. Rev. Lett.* **112**, 203603 (2014).
- [48] J.-M. Pirkkalainen, S. U. Cho, F. Massel, J. Tuorila, T. T. Heikkilä, P. J. Hakonen, and M. A. Sillanpää, Cavity optomechanics mediated by a quantum two-level system, *Nat. Commun.* **6**, 6981 (2015).
- [49] J.-Q. Liao, K. Jacobs, F. Nori, and R. W. Simmonds, Modulated electromechanics: large enhancements of nonlinearities, *New J. Phys.* **16**, 072001 (2014).
- [50] J.-Q. Liao, C. K. Law, L.-M. Kuang, and F. Nori, Enhancement of mechanical effects of single photons in modulated two-mode optomechanics, *Phys. Rev. A* **92**, 013822 (2015).
- [51] X.-Y. Lü, Y. Wu, J. R. Johansson, H. Jing, J. Zhang, and F. Nori, Squeezed Optomechanics with Phase-Matched Amplification and Dissipation, *Phys. Rev. Lett.* **114**, 093602 (2015).
- [52] M. Lemonde, N. Didier, and A. A. Clerk, Enhanced nonlinear interactions in quantum optomechanics via mechanical amplification, *Nat. Commun.* **7**, 11338 (2016).
- [53] Z. Wang and A. H. Safavi-Naeini, Enhancing a slow and weak optomechanical nonlinearity with delayed quantum feedback, *Nat. Commun.* **8**, 15886 (2017).
- [54] M. Bhattacharya and P. Meystre, Multiple membrane cavity optomechanics, *Phys. Rev. A* **78**, 041801(R) (2008).
- [55] B. Nair, A. Xuereb, and A. Dantan, Cavity optomechanics with arrays of thick dielectric membranes, *Phys. Rev. A* **94**, 053812 (2016).
- [56] N. Spethmann, J. Kohler, S. Schreppler, L. Buchmann, and D. M. Stamper-Kurn, Cavity-mediated coupling of mechanical oscillators limited by quantum back-action, *Nat. Phys.* **12**, 27 (2016).
- [57] F. Massel, Mechanical entanglement detection in an optomechanical system, *Phys. Rev. A* **95**, 063816 (2017).
- [58] X. Xu, T. Purdy, and J. M. Taylor, Cooling a Harmonic Oscillator by Optomechanical Modification of Its Bath, *Phys. Rev. Lett.* **118**, 223602 (2017).
- [59] E. Gil-Santos, M. Labousse, C. Baker, A. Goetschy, W. Hease, C. Gomez, A. Lematre, G. Leo, C. Ciuti, and I. Favero, Light-Mediated Cascaded Locking of Multiple Nano-Optomechanical Oscillators, *Phys. Rev. Lett.* **118**, 063605 (2017).
- [60] X.-W. Xu, Y.-J. Zhao, and Y.-X. Liu, Entangled-state engineering of vibrational modes in a multimembrane optomechanical system, *Phys. Rev. A* **88**, 022325 (2013).
- [61] J.-Q. Liao, Q.-Q. Wu, and F. Nori, Entangling two macroscopic mechanical mirrors in a two-cavity optomechanical system, *Phys. Rev. A* **89**, 014302 (2014).
- [62] M. Wang, X.-Y. Lü, Y.-D. Wang, J. Q. You, and Y. Wu, Macroscopic quantum entanglement in modulated optomechanics, *Phys. Rev. A* **94**, 053807 (2016).
- [63] C. F. Ockeloen-Korppi, E. Damskägg, J. M. Pirkkalainen, M. Asjad, A. A. Clerk, F. Massel, M. J. Woolley, and M. A. Sillanpää, Stabilized entanglement of massive mechanical oscillators, *Nature (London)* **556**, 478 (2018).
- [64] U. Akram, W. P. Bowen, and G. J. Milburn, Entangled mechanical cat states via conditional single photon optomechanics, *New J. Phys.* **15**, 093007 (2013).
- [65] A. Mari, A. Farace, N. Didier, V. Giovannetti, and R. Fazio, Measures of Quantum Synchronization in Continuous Variable Systems, *Phys. Rev. Lett.* **111**, 103605 (2013).
- [66] M. H. Matheny, M. Grau, L. G. Villanueva, R. B. Karabalin, M. C. Cross, and M. L. Roukes, Phase Synchronization of Two Anharmonic Nanomechanical Oscillators, *Phys. Rev. Lett.* **112**, 014101 (2014).
- [67] W.-L. Li, P. Piergentili, J. Li, S. Zippilli, R. Natali, M. Nicola, G. D. Giuseppe, and D. Vitali, Noise robustness of synchronization of two nanomechanical resonators coupled to the same cavity field, *Phys. Rev. A* **101**, 013802 (2020).
- [68] C. Genes, D. Vitali, and P. Tombesi, Simultaneous cooling and entanglement of mechanical modes of a micromirror in an optical cavity, *New J. Phys.* **10**, 095009 (2008).
- [69] D.-G. Lai, F. Zou, B.-P. Hou, Y.-F. Xiao, and J.-Q. Liao, Simultaneous cooling of coupled mechanical resonators in cavity optomechanics, *Phys. Rev. A* **98**, 023860 (2018).

- [70] D.-G. Lai, J.-F. Huang, X.-L. Yin, B.-P. Hou, W. Li, D. Vitali, F. Nori, and J.-Q. Liao, Nonreciprocal ground-state cooling of multiple mechanical resonators, *Phys. Rev. A* **102**, 011502(R) (2020).
- [71] C. Sommer and C. Genes, Partial Optomechanical Refrigeration via Multimode Cold-Damping Feedback, *Phys. Rev. Lett.* **123**, 203605 (2019).
- [72] C. F. Ockeloen-Korppi, M. F. Gely, E. Damskägg, M. Jenkins, G. A. Steele, and M. A. Sillanpää, Sideband cooling of nearly degenerate micromechanical oscillators in a multimode optomechanical system, *Phys. Rev. A* **99**, 023826 (2019).
- [73] X.-L. Yin, Y.-H. Zhou, J.-F. Huang, and J.-Q. Liao, All-Optical Ultrastrong Optomechanics, to be submitted.
- [74] G. Vidal and R. F. Werner, Computable measure of entanglement, *Phys. Rev. A* **65**, 032314 (2002).
- [75] M. B. Plenio, Logarithmic Negativity: A Full Entanglement Monotone that is Not Convex, *Phys. Rev. Lett.* **95**, 090503 (2005).
- [76] C. Wang, Y. Y. Gao, P. Reinhold, R. W. Heeres, N. Ofek, K. Chou, C. Axline, M. Reagor, J. Blumoff, K. M. Sliwa, L. Frunzio, S. M. Girvin, L. Jiang, M. Mirrahimi, M. H. Devoret, and R. J. Schoelkopf, A Schrödinger cat living in two boxes, *Science* **352**, 1087 (2016).
- [77] Z.-R. Zhong, X.-J. Huang, Z.-B. Yang, L.-T. Shen, and S.-B. Zheng, Generation and stabilization of entangled coherent states for the vibrational modes of a trapped ion, *Phys. Rev. A* **98**, 032311 (2018).
- [78] J. Huang, Y.-H. Liu, J.-F. Huang, and J.-Q. Liao, Generation of macroscopic entangled cat states in a longitudinally coupled cavity-QED model, *Phys. Rev. A* **101**, 043841 (2020).