

Low-Complexity Steered Response Power Mapping based on Nyquist-Shannon Sampling

Thomas Dietzen, Enzo De Sena, *Senior Member, IEEE*, Toon van Waterschoot, *Member, IEEE*

Abstract—The steered response power (SRP) approach to acoustic source localization computes a map of the acoustic scene from the output power of a beamformer steered towards a set of candidate locations. Equivalently, SRP may be expressed in terms of generalized cross-correlations (GCCs) at lags equal to the candidate locations' time-differences of arrival (TDOAs). Due to the dense grid of candidate locations, however, conventional SRP exhibits a high computational complexity, limiting its practical feasibility. In this paper, we propose a low-complexity SRP approach based on Nyquist-Shannon sampling. Noting that on the one hand the range of possible TDOAs is physically bounded, while on the other hand the GCCs are bandlimited, we critically sample the GCCs around their TDOA interval and approximate the SRP map by interpolation. In usual setups, the total number of sample points can be several orders of magnitude less than the number of candidate locations, yielding a significant complexity reduction. Simulations comparing the proposed approximation with conventional SRP indicate low approximation errors and equal localization performance. A MATLAB implementation is available online.

Index Terms—Source localization, SRP, GCC, complexity reduction, Nyquist-Shannon sampling.

I. INTRODUCTION

Acoustic source localization [1], [2] in noisy and reverberant environments remains an essential task in many multi-microphone signal processing [3], [4] applications.

A localization approach that is said to be robust to such adverse conditions is known as steered response power (SRP) mapping [2], [5]. Here, a map of the acoustic scene is computed from the frequency-weighted output power of a delay-and-sum (DSB) beamformer steered towards a set of candidate locations. Given this map, the location of a single source may be inferred from the maximum. It is well known [2], [5] that SRP may equivalently be expressed in terms of generalized cross-correlations (GCCs) [6] of the microphone signals at lags equal to the candidate locations' time-differences of arrival (TDOAs). The major disadvantage of conventional SRP

is posed by its high computational complexity due to the dense grid of candidate locations, calling for low-complexity schemes feasible in practice.

In the literature, several low-complexity SRP approaches [7]–[14] have been proposed. In stochastic region contraction [9], [11] or coarse-to-fine search strategies [7], [10], the search space is iteratively contracted based on the SRP map obtained in the previous iteration. Volumetric approaches [12]–[14] accumulate the SRP function over the GCCs corresponding to the volume surrounding the candidate locations. This allows for a coarser spatial grid [12]–[14] and (similarly to [7], [9]–[11]) enables iterative [13] or hierarchical [14] search approaches. In [8], instead of searching over space, the search is performed over TDOAs. Here, at each TDOA, the SRP map is updated for all corresponding candidate locations.

In this paper, we propose a low-complexity SRP approach based on Nyquist-Shannon sampling [15]. We exploit the fact that on the one hand the range of possible TDOAs is physically bounded by the inter-microphone distance and the speed of sound, while on the other hand the GCCs are bandlimited. This allows us to critically sample the GCCs around their TDOA interval and approximate the SRP map by interpolation. Here, the number of auxiliary sample points outside the interval is a design parameter, which determines the quality of the approximation. In usual setups, and in particular for small inter-microphone distances, due to the fairly large critical sampling period relative to the TDOA intervals, the total number of sample points can be several orders of magnitude less than the number of candidate locations, such that a significant complexity reduction¹ is achieved. Simulations comparing the proposed approximation with conventional SRP indicate low approximation errors and equal localization performance using only few auxiliary samples. A MATLAB implementation is available online [16]. Note that a similar GCC interpolation scheme has been proposed in [17], but has not been applied in the context of SRP or complexity reduction.

We revisit the conventional SRP approach in Sec. II. In Sec. III, we propose the low-complexity SRP approach based on Nyquist-Shannon sampling. In Sec. IV, the proposed approach is evaluated against the conventional approach. Sec. V concludes the paper.

II. STEERED RESPONSE POWER MAPPING

The SRP map is conventionally defined over a set of candidate locations. Towards each candidate location, one

¹Since the proposed approach allows to approximate the entire SRP map from GCC samples, it may potentially be combined with refined spatial search approaches [7], [9]–[14] for further complexity reduction. Such extensions are, however, beyond the scope of this paper.

This research work was carried out at the ESAT Laboratory of KU Leuven, in the frame of KU Leuven internal funds C24/16/019 "Distributed Digital Signal Processing for Ad-hoc Wireless Local Area Audio Networking" and VES/19/004, and FWO Large-scale research infrastructure "The Library of Voices - Unlocking the Alamire Foundation's Music Heritage Resources Collection through Visual and Sound Technology" (I013218N). The research leading to these results has received funding from the European Research Council under the European Union's Horizon 2020 research and innovation program / ERC Consolidator Grant: SONORA (no. 773268). This paper reflects only the authors' views and the Union is not liable for any use that may be made of the contained information.

Thomas Dietzen and Toon van Waterschoot are with Dept. of Electrical Engineering (ESAT), STADIUS Center for Dynamical Systems, Signal Processing and Data Analytics, KU Leuven, Leuven, Belgium ({thomas.dietzen, toon.vanwaterschoot}@esat.kuleuven.be). Enzo De Sena is with the Institute of Sound Recording at the University of Surrey, Guildford, UK (e.desena@surrey.ac.uk).

steers a DSB and obtains the SRP value as the frequency-weighted output power. We define the signal and propagation model in Sec. II-A, revisit SRP in Sec. II-B, and outline its relation to the time-domain GCC in Sec. II-C.

Notation: vectors and matrices are denoted by lower- and upper-case boldface letters, \mathbf{A}^* , \mathbf{A}^T , \mathbf{A}^H , $\Re[\mathbf{A}]$, $\text{tr}[\mathbf{A}]$, and $[\mathbf{A}]_{m,m'}$ respectively denote the complex conjugate, the transpose, the Hermitian, the real part, the trace, and the element of \mathbf{A} at index (m, m') . The imaginary unit is denoted by j .

A. Signal and Propagation Model

In the frequency domain, with ω the radial frequency and M the number of microphones, let $y_m(\omega)$ with $m = 1, \dots, M$ denote the m^{th} microphone signal, which is assumed to be bandlimited by ω_0 . In SRP, the DSB is usually not directly applied to the microphone signals, but to a weighted version thereof in order to improve spatial resolution [2], [5], [6], [18]. To this end, one defines the deterministic frequency-domain GCC matrix $\Psi_y(\omega) \in \mathbb{C}^{M \times M}$ as

$$\begin{aligned} [\Psi(\omega)]_{m,m'} &= \psi_{m,m'}(\omega) \\ &= \gamma_{m,m'}(\omega) y_m(\omega) y_{m'}^*(\omega), \end{aligned} \quad (1)$$

where $\gamma_{m,m'}(\omega)$ denotes the weighting function. A common, heuristically motivated weighting approach is the so-called phase transform (PHAT) [2], [5]–[14], [18] given by $\gamma_{m,m'}(\omega) = 1/|y_m(\omega) y_{m'}^*(\omega)|$, in which case only phase information remains on the right-hand side of (1). The remainder of this paper holds regardless of the actual weighting approach.

Let the Cartesian coordinate vectors of the M microphone locations and the J candidate locations be denoted as \mathbf{p}_m and \mathbf{q}_i with $i = 1, \dots, J$, respectively. The TDOA $\Delta t_{m,m'}(i)$ of a sound wave originating from \mathbf{q}_i as observed at the microphone pair (m, m') is given by

$$\Delta t_{m,m'}(i) = (\|\mathbf{p}_m - \mathbf{q}_i\| - \|\mathbf{p}_{m'} - \mathbf{q}_i\|)/c, \quad (2)$$

where c is the speed of sound. If far field propagation is assumed, the candidate location may be expressed by the incident direction vector of unit length, in the following denoted by \mathbf{r}_i . In this case, the TDOA $\Delta t_{m,m'}(i)$ becomes

$$\Delta t_{m,m'}(i) = (\mathbf{p}_m - \mathbf{p}_{m'})^T \mathbf{r}_i / c. \quad (3)$$

Note that with $d_{m,m'} = \|\mathbf{p}_m - \mathbf{p}_{m'}\|$ the inter-microphone distance, we find that

$$\Delta t_{m,m'}(i) \in [-\Delta t_{m,m'}|_0, \Delta t_{m,m'}|_0] \quad (4)$$

$$\text{with } \Delta t_{m,m'}|_0 = d_{m,m'}/c, \quad (5)$$

where the limits of the interval are obtained if \mathbf{p}_m , $\mathbf{p}_{m'}$, and \mathbf{q}_i lie on the same line or if $\mathbf{p}_m - \mathbf{p}_{m'}$ and \mathbf{r}_i are codirectional. The number of different microphone pairs (m, m') is given by

$$P = M(M-1)/2. \quad (6)$$

B. Steered Response Power

The DSB steering vector $\mathbf{h}(\omega, i) \in \mathbb{C}^M$ [3], [4] towards the i^{th} candidate location relative to the first microphone is solely defined by $\Delta t_{m,1}(i)$, $m = 2, \dots, M$ as

$$\mathbf{h}(\omega, i) = [1 \ e^{-j\omega\Delta t_{2,1}(i)} \ \dots \ e^{-j\omega\Delta t_{M,1}(i)}]^T. \quad (7)$$

With $\Psi(\omega)$ in (1) and $\mathbf{h}(\omega, i)$ in (7), we can define the

frequency-dependent SRP map

$$\begin{aligned} SRP(\omega, i) &= \mathbf{h}^H(\omega, i) \Psi(\omega) \mathbf{h}(\omega, i) - \text{tr}[\Psi(\omega)] \\ &= 2 \sum_{(m,m'): m > m'} \Re[\psi_{m,m'}(\omega) e^{j\omega\Delta t_{m,m'}(i)}] \end{aligned} \quad (8)$$

where $\text{tr}[\Psi_y(\omega)]$ is commonly subtracted [2], [5], [7]–[14], [18] as it constitutes an offset independent of i and hence does not contribute to the objective of spatial mapping. The second step in (8) is obtained from the relation $\Delta t_{m,1}(i) - \Delta t_{m',1}(i) = \Delta t_{m,m'}(i)$ and the Hermitian nature of $\Psi(\omega)$. Here, the sum is to be taken over all combinations (m, m') with $m > m'$, i.e. over all P microphone pairs. From (8), the broadband SRP value is obtained by integrating $SRP(\omega, i)$ over frequency,

$$SRP(i) = \int_{-\omega_0}^{\omega_0} SRP(\omega, i) d\omega. \quad (9)$$

where the integration limits coincide with the assumed band-limit of the microphone signals. The location of a single source can be estimated by finding the candidate location index i that maximizes $SRP(i)$.

C. Relation to Time-Domain GCC

The integral in (9) may be reformulated into a simple relation between $SRP(i)$ and the time-domain GCCs of the P microphone pairs [2], [5]. Let $\xi_{m,m'}(\tau)$ denote the time-domain GCC defined by the inverse Fourier transform of the frequency-domain GCC $\psi_{m,m'}(\omega)$, i.e.

$$\xi_{m,m'}(\tau) = \int_{-\omega_0}^{\omega_0} \psi_{m,m'}(\omega) e^{j\omega\tau} d\omega. \quad (10)$$

Then, using (8) in (9) and (10), one finds that $SRP(i)$ becomes

$$SRP(i) = 2 \sum_{(m,m'): m > m'} \xi_{m,m'}(\Delta t_{m,m'}(i)), \quad (11)$$

where one can verify that the real-part operator may be dropped by taking it out of the integral and acknowledging that $\psi_{m,m'}(\omega)$ is complex symmetric. Regarding (10)–(11), recall that $\Delta t_{m,m'}(i) \in [-\Delta t_{m,m'}|_0, \Delta t_{m,m'}|_0]$ according to (4), while $\xi_{m,m'}(\tau)$ itself has unlimited support in τ .

D. Computational Complexity

In conventional SRP, a discrete-frequency variant of (9) is evaluated for each of the J candidate source locations, with the integral replaced by a summation. Given $\psi_{m,m'}(\omega)$ at K frequency bins, the computation of (8)–(9) requires

$$C_{\text{conv}} = JPK \quad (12)$$

(complex) multiplications. Both J and K are design parameters and commonly chosen in the order of hundreds or thousands,² making conventional SRP rather complex.

III. COMPLEXITY REDUCTION BASED ON NYQUIST-SHANNON SAMPLING

In order to reduce the computational complexity of SRP, we make use of the time-domain GCC relation in Sec. II-C. In

²E.g., for a D -dimensional grid of candidate locations with 100 grid points per dimension, we obtain $J = 100^D$.

Sec. III-A, we first restate the time-domain GCCs in terms of the Nyquist-Shannon sampling theorem, exploiting bandlimitedness. Then, in Sec. III-B, we propose to approximate the time-domain GCCs and, in turn, the SRP map by limiting the number of samples used for interpolation, thereby reducing computational complexity.

A. GCC Sampling and Interpolation

Recall that $\xi_{m,m'}(\tau)$ is bandlimited by ω_0 , as can be seen from (10). We can therefore invoke the Nyquist-Shannon sampling theorem [15]. Let T denote the critical sampling period [15], i.e.

$$T = \pi/\omega_0, \quad (13)$$

and let $\xi_{m,m'}(\tau)$ be sampled at $\tau = nT$ with $n \in \mathbb{Z}$. Using Whittaker-Shannon interpolation [15], we can then express $\xi_{m,m'}(\tau)$ as a function of its samples $\xi_{m,m'}(nT)$,

$$\xi_{m,m'}(\tau) = \sum_{n=-\infty}^{\infty} \xi_{m,m'}(nT) \text{sinc}(\tau/T - n), \quad (14)$$

permitting perfect reconstruction.

B. GCC Approximation within TDOA interval

As $\xi_{m,m'}(\tau)$ is bandlimited in ω , it has unlimited support in τ [15] and thus, as stated by (14), one indeed needs infinitely many samples $\xi_{m,m'}(nT)$ in order to exactly reconstruct $\xi_{m,m'}(\tau)$. Nonetheless, we may approximate $\xi_{m,m'}(\tau)$ based on (14) and the following arguments.

In the SRP use case, the approximation needs to be accurate only within the interval $\tau \in [-\Delta t_{m,m'}|_0, \Delta t_{m,m'}|_0]$, cf. (2)–(4), where τ may be interpreted as the TDOA of a physical source location. Samples $\xi_{m,m'}(nT)$ sufficiently far outside this interval, i.e. at $|n| \gg \Delta t_{m,m'}|_0/T$, have little effect within the interval for two reasons. First, their effect is limited by nature of the interpolating sinc-function, whose envelope decays with the inverse of its argument. Second, also the samples $\xi_{m,m'}(nT)$ themselves decay as the GCC lag nT does not correspond to a TDOA anymore.³ We therefore propose to approximate $\xi_{m,m'}(\tau)$ by truncating (14) as

$$\xi_{m,m'}|_{\text{appr}}(\tau) = \sum_{n=-N_{m,m'}+N_{\text{aux}}}^{N_{m,m'}+N_{\text{aux}}} \xi_{m,m'}(nT) \text{sinc}(\tau/T - n), \quad (15)$$

$$\text{with } N_{m,m'} = \lfloor \Delta t_{m,m'}|_0/T \rfloor, \quad (16)$$

where N_{aux} is a design parameter defining the number of auxiliary sample points beyond $[-\Delta t_{m,m'}|_0, \Delta t_{m,m'}|_0]$. In practice, few auxiliary samples are sufficient, cf. also Sec. IV and the exemplary plots in Fig. 1, where $\xi_{m,m'}(\tau)$ and $\xi_{m,m'}|_{\text{appr}}(\tau)$ are shown for $N_{\text{aux}} = 0$ and $N_{\text{aux}} = 2$. As can be seen, auxiliary samples improve the approximation mainly near the interval limits.

C. SRP Approximation

Based on the GCC approximation discussed in Sec. III-B, the SRP approximation is straightforwardly obtained by first evaluating $\xi_{m,m'}(\tau)$ at sample points $\tau = nT$ using a discrete-

³Exceptions due to, e.g., strong reflections or source-signal periodicities are possible, but irrelevant to the source localization problem.

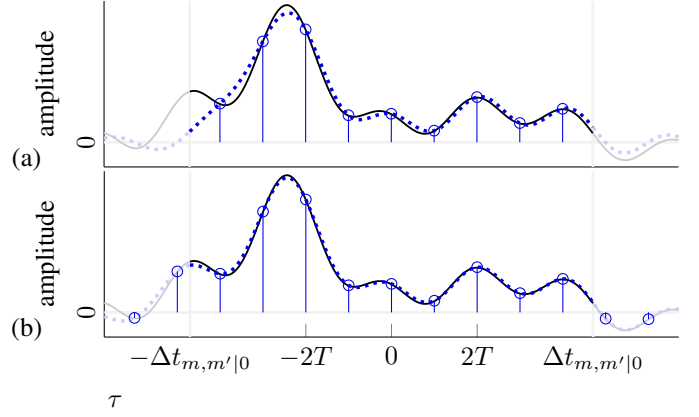


Fig. 1: Example of $\xi_{m,m'}(\tau)$ [—] and $\xi_{m,m'}|_{\text{appr}}(\tau)$ [.....] with $\tau \in [-\Delta t_{m,m'}|_0, \Delta t_{m,m'}|_0]$ for a microphone distance of $d_{m,m'} = 10$ cm. Interpolation is performed from $\xi_{m,m'}(nT)$ [○] with (a) $N_{\text{aux}} = 0$ and (b) $N_{\text{aux}} = 2$ auxiliary samples. The microphone signals are generated as described in Sec. IV.

frequency variant of (10),] then obtaining $\xi_{m,m'}|_{\text{appr}}(\tau)$ at $\tau = \Delta t_{m,m'}(i)$ using (15), and summing $\xi_{m,m'}|_{\text{appr}}(\Delta t_{m,m'}(i))$ over all microphone pairs using (11). In the following, let this SRP approximation be denoted by $\text{SRP}_{\text{appr}}(i)$.

D. Computational Complexity

According to (15), the approximation $\xi_{m,m'}|_{\text{appr}}(\tau)$ requires $2N_{m,m'} + 2N_{\text{aux}} + 1$ samples. Then, per microphone pair, the computation of $\text{SRP}_{\text{appr}}(i)$ on average requires

$$N = \frac{2}{P} \sum_{(m,m'): m > m'} N_{m,m'} + 2N_{\text{aux}} + 1 \quad (17)$$

samples. Given $\psi_{m,m'}(\omega)$ at K frequency bins, the computation of all samples $\xi_{m,m'}(nT)$ for all P microphone pairs using (10) requires

$$C_{\text{samp}} = NPK \quad (18)$$

(complex) multiplications. Given all $\xi_{m,m'}(nT)$, interpolating $\xi_{m,m'}|_{\text{appr}}(\Delta t_{m,m'}(i))$ for all P microphone pairs and all J candidate locations using (15) further requires

$$C_{\text{int}} = NPJ \quad (19)$$

(real) multiplications. The summation in (11) does not require multiplications. With (12) and (18)–(19), we define (for simplicity, assuming that real and complex multiplications are equally expensive) the complexity reduction factor R as

$$R = \frac{C_{\text{samp}} + C_{\text{int}}}{C_{\text{conv}}} = R_{\text{samp}} + R_{\text{int}}, \quad (20)$$

$$R_{\text{samp}} = C_{\text{samp}}/C_{\text{conv}} = N/J, \quad (21)$$

$$R_{\text{int}} = C_{\text{int}}/C_{\text{conv}} = N/K. \quad (22)$$

In practical setups, a complexity reduction of several orders of magnitude may be obtained, as exemplified in the following. Assume that $c = 340$ m/s and $\omega_0/2\pi = 8$ kHz, which is a commonly assumed bandlimit for speech signals, and consider a circular microphone array of $M = 6$ equidistantly placed microphones. For this setup, Fig. 2 shows R_{samp} versus the array radius. For a given J , we observe that R_{samp} increases

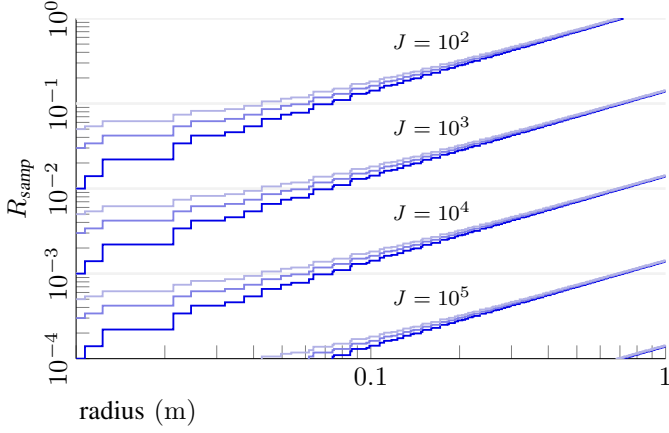


Fig. 2: R_{samp} for $N_{aux} = 0$ [—], 1 [—], 2 [—] versus the radius of a circular microphone array of $M = 6$ equidistantly spaced microphones for different values of J .

with the array radius. Note however that usually also J scales with the array dimensions (as for small dimensions, one would search the far field only, while for large dimensions, also the near field needs to be searched), such that we would not find ourselves in the upper right region of the plot. For R_{int} , a similar figure with K in place of J applies.⁴

IV. SIMULATIONS

In this section, we investigate the deviation of $SRP_{appr}(i)$ from $SRP(i)$ as well as the impact thereof on the localization error for different values of N_{aux} . The acoustic scenario is modelled using the randomized image method [19] at a sampling rate of 16 kHz. We simulate a shoe-box room of $6 \times 7 \times 3.5$ m with 600 ms reverberation time, wherein a circular microphone array with 10 cm radius and $M = 6$ microphones, cf. also Sec. III-D, as well as a single source are placed. The microphone array lies in the horizontal plane 20 cm below the ceiling, centered around $(2.9 \ 3.4 \ 3.3)^T$ m. Results are averaged for 256 randomly selected source positions in at least 1 m distance to microphone array. Both female and male speech [20] are used as source signals. Diffuse babble noise [21], [22] is added at signal-to-noise ratios (SNRs) of $SNR = \{-3, 0, 3, 6\}$ dB. Per source location and SNR, we generate 2.11 s of audio data. For the given microphone array, with $c = 340$ m/s and $\omega_0/2\pi = 8$ kHz, we obtain $P = 15$ and $N = 14.2 + 2N_{aux}$. Assuming far field propagation, a spherical grid of candidate locations is employed, covering the lower half-sphere. With θ_i and ϕ_i denoting the polar and azimuthal candidate incident angles with zenith and azimuth direction along the third (i.e., the vertical) and the first room dimension, respectively, such that $\mathbf{r}_i = -(\sin \theta_i \cos \phi_i \ \sin \theta_i \sin \phi_i \ \cos \theta_i)^T$, we vary θ_i between 90° and 180° with 2° resolution, and ϕ_i between 0° and 358° with 2° resolution. In total, this yields $J = 8101$ different candidate locations. The frequency-domain GCC in (1) is implemented in frames by means of the short-time

⁴Note that instead of interpolating the SRP map for *all* candidate locations, one could also employ refined spatial search approaches [7], [9]–[14], yielding $R_{int} \ll N/K$. Such extensions are, however, beyond the scope of this paper.

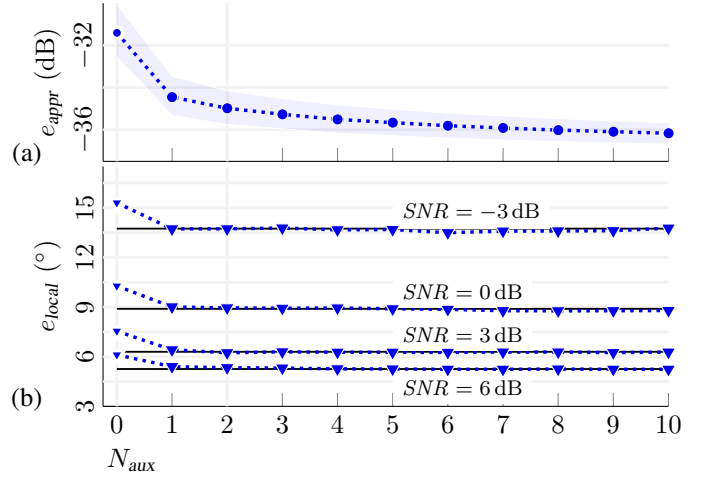


Fig. 3: (a) Median approximation error e_{appr} /dB [····] versus N_{aux} ; (b) median localization error e_{local} /° using $SRP(i)$ [—] and $SRP_{appr}(i)$ [····] versus N_{aux} at various SNRs.

Fourier transform (STFT) using square root Hann windows of 2048 samples, resulting in $K = 1024$ (considering one side of the spectrum only). In terms of computational complexity, we hence obtain $C_{conv} \approx 124.43 \cdot 10^6$ for conventional SRP, and, choosing $N_{aux} = 2$ for instance, $C_{smp} \approx 0.28 \cdot 10^6$ and $C_{int} \approx 2.21 \cdot 10^6$ for the proposed approximation, yielding $R_{smp} \approx 2.25 \cdot 10^{-3}$ and $R_{int} \approx 1.78 \cdot 10^{-2}$. We define the approximation error of $SRP_{appr}(i)$ w.r.t. $SRP(i)$ by

$$e_{appr} = 10 \log_{10} \frac{\sum_i (SRP(i) - SRP_{appr}(i))^2}{\sum_i SRP^2(i)} \text{ dB}, \quad (23)$$

and define the localization error e_{local} as the angle between the true and the estimated incident direction.

Fig. 3 reports the simulation results in terms of median⁵ errors. In Fig. 3 (a), the median of e_{appr} [····] over all source locations, all SNRs, and all frames versus N_{aux} is shown, with shaded areas indicating the range from the first to the third quartile. Fairly good approximations with $e_{appr} \approx -31.5$ dB are obtained at $N_{aux} = 0$ already; the error reduces further to $e_{appr} \approx -34$ dB at $N_{aux} = 2$. Fig. 3 (b) depicts the median localization error e_{local} over all source locations and all frames using $SRP(i)$ [—] and $SRP_{appr}(i)$ [····] versus N_{aux} at various SNRs. Naturally, better estimates are obtained for higher SNR values. While a performance difference of 0.8° to 1.8° between $SRP(i)$ and $SRP_{appr}(i)$ can be observed at $N_{aux} = 0$, the additional accuracy loss due to the approximation drops to 0° at $N_{aux} = 2$ already. Obviously, even for $N_{aux} = 0$, the SNR has a much larger impact on the localization performance than the approximation error.

V. CONCLUSION

As an alternative to computationally complex conventional SRP, we have proposed a low-complexity approximation based on the Nyquist-Shannon sampling. Commonly, the number of required samples is orders of magnitude less than the number of candidate locations, allowing for significant complexity reduction at an equal localization performance.

⁵The median is preferred over the mean since the distribution of e_{local} is heavy-tailed (which is in contrast to the distribution of e_{appr}).

REFERENCES

- [1] Z. Chen, G. Gokeda, and Y. Yu, *Introduction to Direction-of-arrival Estimation*. Artech House, 2010.
- [2] J. H. DiBiase, "A high-accuracy, low-latency technique for talker localization in reverberant environments using microphone arrays," Ph.D. dissertation, Brown University, Providence, RI, USA, 2000.
- [3] M. Brandstein and D. Ward, *Microphone arrays: signal processing techniques and applications*. Springer, 2013.
- [4] J. Benesty, J. Chen, and Y. Huang, *Microphone array signal processing*. Springer, 2008.
- [5] J. Velasco, C. J. Martín-Arguedas, J. Macias-Guarasa, D. Pizarro, and M. Mazo, "Proposal and validation of an analytical generative model of SRP-PHAT power maps in reverberant scenarios," *Signal Processing*, vol. 119, pp. 209–228, Feb. 2016.
- [6] C. Knapp and G. Carter, "The generalized correlation method for estimation of time delay," *IEEE Trans. Acoust., Speech, Signal Process.*, vol. 24, no. 4, pp. 320–327, Aug. 1976.
- [7] D. N. Zotkin and R. Duraiswami, "Accelerated speech source localization via a hierarchical search of steered response power," *IEEE Trans. Speech Audio Process.*, vol. 12, no. 5, pp. 499–508, Sep. 2004.
- [8] J. P. Dmochowski, J. Benesty, and S. Affes, "A generalized steered response power method for computationally viable source localization," *IEEE Trans. Audio, Speech, Lang. Process.*, vol. 15, no. 8, pp. 2510–2526, Nov. 2007.
- [9] H. Do, H. F. Silverman, and Y. Yu, "A real-time SRP-PHAT source location implementation using stochastic region contraction (SRC) on a large-aperture microphone array," in *Proc. 2007 IEEE Int. Conf. Acoust., Speech, Signal Process. (ICASSP 2007)*, Honolulu, HI, USA, April 2007, pp. 121–124.
- [10] H. Do and H. F. Silverman, "A fast microphone array SRP-PHAT source location implementation using coarse-to-fine region contraction (CFRC)," in *Proc. 2007 IEEE Workshop Appl. Signal Process. Audio, Acoust. (WASPAA 2007)*, New Paltz, NY, USA, Oct. 2007, pp. 295–298.
- [11] —, "Stochastic particle filtering: A fast SRP-PHAT single source localization algorithm," in *Proc. 2009 IEEE Workshop Appl. Signal Process. Audio, Acoust. (WASPAA 2009)*, New Paltz, NY, USA, Oct. 2009, pp. 213–216.
- [12] M. Cobos, A. Marti, and J. J. Lopez, "A modified SRP-PHAT functional for robust real-time sound source localization with scalable spatial sampling," *IEEE Signal Process. Letters*, vol. 18, no. 1, pp. 71–74, Jan. 2011.
- [13] A. Marti, M. Cobos, J. J. Lopez, and J. Escolano, "A steered response power iterative method for high-accuracy acoustic source localization," *J. Acoust. Soc. Amer.*, vol. 134, no. 4, pp. 2627–2630, Oct. 2013.
- [14] L. O. Nunes, W. A. Martins, M. V. S. Lima, L. W. P. Biscainho, M. V. M. Costa, F. M. Gonçalves, A. Said, and B. Lee, "A steered-response power algorithm employing hierarchical search for acoustic source localization using microphone arrays," *IEEE Trans. Signal Process.*, vol. 62, no. 19, pp. 5171–5183, Oct. 2014.
- [15] R. J. I. Marks, *Introduction to Shannon sampling and interpolation theory*. Springer, 2012.
- [16] T. Dietzen, "GitHub repository: Low-complexity steered response power mapping based on nyquist-shannon sampling," <https://github.com/tdietzen/LC-SRP>, July 2020.
- [17] B. Qin, H. Zhang, Q. Fu, and Y. Yan, "Subsample time delay estimation via improved GCC PHAT algorithm," in *Proc. 2008 9th Int. Conf. on Signal Process. (ICSP 2008)*, Beijing, China, Oct. 2008, pp. 2579–2582.
- [18] C. Zhang, D. Florêncio, and Z. Zhang, "Why does PHAT work well in low noise, reverberative environments?" in *Proc. 2008 IEEE Int. Conf. Acoust., Speech, Signal Process. (ICASSP 2008)*, Las Vegas, NV, USA, Mar. 2008, pp. 2565–2568.
- [19] E. De Sena, N. Antonello, M. Moonen, and T. van Waterschoot, "On the modeling of rectangular geometries in room acoustic simulations," *IEEE Trans. Audio, Speech, Lang. Process.*, vol. 23, no. 4, pp. 774–786, Apr. 2015.
- [20] Bang and Olufsen, "Music for Archimedes," Compact Disc B&O, 1992.
- [21] E. A. P. Habets, I. Cohen, and S. Gannot, "Generating nonstationary multisensor signals under a spatial coherence constraint," *J. Acoust. Soc. Amer.*, vol. 124, no. 5, pp. 2911–2917, Nov. 2008.
- [22] Auditec, "Auditory tests (revised)," Compact Disc Auditec, 1997.