

Towards Scalable and Privacy-Preserving Deep Neural Network via Algorithmic-Cryptographic Co-design

JUN ZHOU, College of Computer Science, Zhejiang University, China and Ant Group, China

LONGFEI ZHENG, Ant Group, China

CHAOCHAO CHEN*, College of Computer Science, Zhejiang University, China

YAN WANG, School of Computing, Macquarie University, Australia

XIAOLIN ZHENG, College of Computer Science, Zhejiang University, China and JZTData Technology, China

BINGZHE WU, Peking University, China

CEN CHEN, East China Normal University, China

LI WANG, Ant Group, China

JIANWEI YIN, College of Computer Science, Zhejiang University, China

Deep Neural Networks (DNNs) have achieved remarkable progress in various real-world applications, especially when abundant training data are provided. However, data isolation has become a serious problem currently. Existing works build privacy preserving DNN models from either *algorithmic* perspective or *cryptographic* perspective. The former mainly splits the DNN computation graph between data holders or between data holders and server, which demonstrates good scalability but suffers from accuracy loss and potential privacy risks. In contrast, the latter leverages time-consuming cryptographic techniques, which has strong privacy guarantee but poor scalability. In this paper, we propose SPNN – a Scalable and Privacy-preserving deep Neural Network learning framework, from algorithmic-cryptographic co-perspective. From algorithmic perspective, we split the computation graph of DNN models into two parts, i.e., the private data related computations that are performed by data holders and the rest heavy computations that are delegated to a semi-honest server with high computation ability. From cryptographic perspective, we propose using two types of cryptographic techniques, i.e., secret sharing and homomorphic encryption, for the isolated data holders to conduct private data related computations privately and cooperatively. Furthermore, we implement SPNN in a decentralized setting and introduce user-friendly APIs. Experimental results conducted on real-world datasets demonstrate the superiority of our proposed SPNN.

CCS Concepts: • **Security and privacy** → **Privacy protections; Usability in security and privacy; Computing methodologies** → **Machine learning.**

Additional Key Words and Phrases: Privacy preserving, secret sharing, homomorphic encryption, deep neural network

*Corresponding author.

Authors' addresses: Jun Zhou, College of Computer Science, Zhejiang University, Hangzhou, China and Ant Group, Hangzhou, China; Longfei Zheng, Ant Group, Hangzhou, China; Chaochao Chen*, College of Computer Science, Zhejiang University, Hangzhou, China, zjuccc@zju.edu.cn; Yan Wang, School of Computing, Macquarie University, Sydney, Australia; Xiaolin Zheng, College of Computer Science, Zhejiang University, Hangzhou, China and JZTData Technology, Hangzhou, China; Bingzhe Wu, Peking University, Beijing, China; Cen Chen, East China Normal University, Shanghai, China; Li Wang, Ant Group, Hangzhou, China; Jianwei Yin, College of Computer Science, Zhejiang University, Hangzhou, China.

Permission to make digital or hard copies of all or part of this work for personal or classroom use is granted without fee provided that copies are not made or distributed for profit or commercial advantage and that copies bear this notice and the full citation on the first page. Copyrights for components of this work owned by others than ACM must be honored. Abstracting with credit is permitted. To copy otherwise, or republish, to post on servers or to redistribute to lists, requires prior specific permission and/or a fee. Request permissions from permissions@acm.org.

© 2021 Association for Computing Machinery.

2157-6904/2021/1-ART1 \$15.00

<https://doi.org/10.1145/3501809>

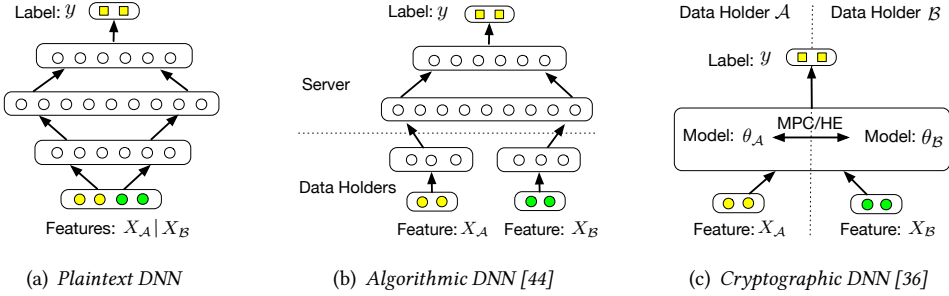


Fig. 1. Comparison of existing approaches. Here, we assume there are only two data holders (\mathcal{A} and \mathcal{B}), \mathcal{A} has partial feature ($X_{\mathcal{A}}$, shown in yellow dots) and label (y , shown in yellow squares), and \mathcal{B} has partial feature ($X_{\mathcal{B}}$, shown in green dots).

ACM Reference Format:

Jun Zhou, Longfei Zheng, Chaochao Chen*, Yan Wang, Xiaolin Zheng, Bingzhe Wu, Cen Chen, Li Wang, and Jianwei Yin. 2021. Towards Scalable and Privacy-Preserving Deep Neural Network via Algorithmic-Cryptographic Co-design. *ACM Trans. Intell. Syst. Technol.* 1, 1, Article 1 (January 2021), 21 pages. <https://doi.org/10.1145/3501809>

1 INTRODUCTION

Deep Neural Networks (DNN) have achieved remarkable progresses in various applications such as computer vision [26], sales forecasting [6], fraud detection [14, 32], and recommender system [7, 51], due to its powerful ability to learn hierarchy representations [30]. Training a good DNN model often requires a large amount of data. However, in practice, integrated data are always held by different parties. Traditionally, when multiple parties want to build a DNN model (e.g., a fraud detection model) together, they need to aggregate their data and train the model with the plaintext data, as is shown in Figure 1(a). With all kinds of national data protection regulations coming into force, data isolation has become a serious problem currently. As a result, different organizations (data holders) are reluctant to or cannot share sensitive data with others due to such regulations and they have to train DNN models using their own data. To this end, each data holder has to train DNN models using its own data. Therefore, such a *data isolation problem* has constrained the power of DNN, since DNN usually achieves better performance with more high-quality data.

1.1 Existing methods and Shortcomings

Existing researches solve the above problem from either *algorithmic* perspective or *cryptographic* perspective.

Algorithmic methods build privacy preserving DNN by splitting the computation graphs of DNN from an algorithmic perspective [21, 22, 28, 37, 44]. Their common idea is to let each data holder first use a partial neural network (i.e., encoder) to encode the raw input individually and then send the encoded representations to another data holder (or server) for the rest model training. Although such algorithmic methods are efficient, they have two shortcomings. First, the efficiency of those methods is usually at the expense of sacrificing model performance, as data holders train partial neural networks individually and the co-relation between data is not captured. Second, data privacy is not fully protected since the raw labels need to be shared with server during model training, as shown in Figure 1(b). Meanwhile the encoded representations may unintentionally reveal sensitive information (e.g., membership and property information [16, 34, 47]).

Cryptographic methods focus on using pure cryptographic techniques, e.g., homomorphic encryption [17] or secure multi-party computation [13, 36], for multi-parties to build privacy-preserving neural networks, as is shown in Figure 1(c). Although such cryptographic methods have a strong privacy guarantee, they are difficult to scale to deep structures and large datasets due to the high communication and computational complexity of the cryptographic techniques. However, real-world applications always have two characteristics: (1) datasets are large due to the massive data held by big companies; and (2) high-performance neural network models are always deep and wide, which come with huge computational costs. Therefore, efficiency becomes the main shortcoming when applying existing cryptographic methods in practice.

1.2 Our solution

Methodology. In this paper, we propose a Scalable and Privacy-preserving deep Neural Network (SPNN) learning paradigm, which combines the advantages of existing algorithmic methods and cryptographic methods.

First, from the *algorithmic perspective*, for scalability concern, we split the computation graph of a given DNN model into two types. The computations related to private data are performed by data holders and the rest heavy computations are delegated to a computation-efficient semi-honest server. Here, private data refers to the input and output of DNN models, i.e., features and labels. The hidden-layer-related computations in DNN involve many complicated non-linear operations, including active function such as Sigmoid and TanH and max-pooling, which are expensive for the cryptographical techniques. Thus, by adopting a semi-honest server, these heavy computations could be done by the server in plaintext, similar as existing DNN models.

Second, from the *cryptographic perspective*, for accuracy and privacy concern, we let data holders securely calculate the first hidden layer collaboratively. More specifically, data holders firstly adopt cryptographic techniques, e.g., secret sharing and homomorphic encryption, to perform private feature related computations cooperatively. They generate the first hidden layer of DNN and send it to a semi-honest server. Then, the server performs the successive hidden layer related computations, gets the final hidden layer, and sends it to the data holder who has labels. The data holder who has labels conducts private label related computations and gets predictions based on the final hidden layer. The backward computations are performed reversely.

In summary, private data and corresponding model are held by data holders, and the heavy non-private data related computations are done by the server. Our proposed SPNN only involves cryptographic techniques for the first hidden layer, and therefore enjoys good scalability. To prevent privacy leakage of the hidden features on server, we further propose to inject moderate noises into the gradient during training. A typical way is to use differentially private stochastic gradient descent (DP-SGD). However, in practice it may lead to significant model accuracy drop [2, 40]. In light of some recent works [47], we propose using Stochastic Gradient Langevin Dynamics (SGLD) to reduce the potential information leakage.

Implementation. We implement SPNN in a decentralized network with three kinds of computation nodes, i.e., a coordinator, a server, and a group of clients. The coordinator splits the computation graph and controls the start and termination of SPNN based on a certain condition, e.g., the number of iterations. The clients are data holders who are in charge of private data related computations, and the server is responsible for hidden layer related computations which can be adapted to existing deep learning backends such as PyTorch. Communications between workers and servers make sure the model parameters are correctly updated. Moreover, our implementation also supports user-friendly API, similar to PyTorch. Developers can easily build any privacy preserving deep neural network models without complicated cryptography knowledge.

Results. We conduct experiments on real-world fraud detection and distress prediction datasets. Results demonstrate that our proposed SPNN has comparable performance with the traditional neural networks that are trained on plaintext data. Moreover, experimental results also show that SPNN significantly outperforms existing algorithmic methods and cryptographic approaches.

Contributions. We summarize our main contributions as follows:

- We propose SPNN, a novel learning framework for scalable privacy preserving deep neural network, which not only has good scalability but also preserves data privacy.
- We implement SPNN on decentralized network settings, which not only has user-friendly APIs but also can be adapted to existing deep learning backends such as PyTorch.
- Our proposal is verified on real-world datasets and the results show its superiority.

2 RELATED WORK

In this section, we briefly review two popular types of privacy preserving DNN models.

2.1 Algorithmic methods

These methods build privacy preserving DNN by split the computation graphs of DNN from algorithmic perspective [21, 22, 28, 37, 44]. A common way is to let each data holder trains a partial neural network individually and then sends the hidden layers to another data holder (or server) for the rest model training [22]. For example, [21] proposed to enclose sensitive computation in a trusted execution environment, e.g., Intel Software Guard Extensions [33], to mitigate input information disclosures, and delegate non-sensitive workloads with hardware-assisted deep learning acceleration. [44] proposed splitNN, where each data holder trains a partial deep network model using its own features individually, and the partial models are concatenated followed by concatenating the partial models and sending to a server who has labels to train the rest of the model, as shown in Figure 1(b).

However, the above-mentioned methods may suffer from accuracy and privacy problems, as we analyzed in Section 1. First, since data holders train partial neural networks individually and the correlation between the data held by different parties is not captured [44], and therefore the accuracy is limited. Second, during model training of these methods, labels need to be shared with other participants such as the data holder or server [22, 44], therefore, the data privacy are not fully protected.

In this paper, our proposed SPNN differs from existing algorithmic methods in mainly two aspects. First, we use cryptographic techniques for data holders to calculate the hidden layers collaboratively rather than compute them based on their plaintext data individually. By doing so, SPNN can not only prevent a server from obtaining the individual information from each participant, but also capture feature interactions from the very beginning of the neural network, and therefore achieve better performance, as we will show in experiments. Second, SPNN assumes both private feature and label data are held by participants themselves. Therefore, SPNN can protect both feature and label privacy.

2.2 Cryptographic Methods

Cryptographic methods are of two types, i.e., (1) customized methods for privacy preserving neural network, and (2) general frameworks that can be used for privacy preserving neural network.

2.2.1 Customized methods. This type of methods designs specific protocols for privacy preserving neural networks using cryptographic techniques such as secure Multi-Party Computation (MPC) techniques and Homomorphic Encryption (HE). For example, some existing researches built privacy preserving neural network using HE [17, 25, 48, 50]. To use these methods, the participants first

need to encrypt their private data and then outsource these encrypted data to a server who trains neural networks using HE techniques. However, these methods have a drawback in nature. That is, they suffer from data abuse problem since the server can do whatever computations with these encrypted in hand. There are also researches built privacy preserving neural networks using MPC techniques such as secret sharing and garbled circuit [4, 29, 42, 45].

2.2.2 General frameworks. Besides the above customized privacy preserving neural network methods, there are also some general multi-party computation frameworks that can be used to build privacy preserving neural network models, e.g., SPDZ [11], ABY [13], SecureML [36], ABY³ [35], and PrivPy [31]. Taking SecureML, a general privacy preserving machine learning framework, as an example, it provides three types of secret sharing protocols, i.e., Arithmetic sharing, Boolean sharing, and Yao sharing, and it also allows efficient conversions between plaintext and three types of sharing.

However, all the above methods suffer from scalability problem. This is because deep neural networks contain many nonlinear active functions that are not cryptographically friendly. For example, existing works use polynomials [8] or piece-wise function [9, 36] to approximate continuous activation functions such as sigmoid and Tanh. And the piece-wise activation functions such as Relu [18] rely on time-consuming secure comparison protocols. The polynomials and piece-wise functions not only reduce accuracy but more importantly, they significantly affect efficiency. Therefore, these models are difficult to scale to deep networks and large datasets due to the high communication and computation complexities of the cryptographic techniques.

In this paper, we propose SPNN to combine the advantages of algorithmic methods and cryptographic methods. We use cryptographic techniques for data holders to calculate the first hidden layers securely, and delegate the heavy hidden layer related computations to a semi-honest server. Therefore, our proposal enjoys much better scalability comparing with the existing cryptographic methods, as we will report in experiments.

3 PRELIMINARIES

In this section, we first briefly describe the data partition setting and threat model, and then present background knowledge on deep learning, secret sharing, and homomorphic encryption.

3.1 Data Partition and Threat Model

3.1.1 Data partition. There are usually two types of data partition settings, i.e., *horizontally data partitioning* and *vertically data partitioning* in literature.

The former one indicates each participant has a subset of the samples with the same features, while the latter denotes each party has the same samples but different features [23, 49]. In practice, the latter one is more common due to the fact that most users are always active on multi-platforms for different purposes, e.g., on Facebook for social and on Amazon for shopping. Therefore, we focus on vertically data partitioning in this paper.

In practice, before building privacy preserving machine learning models under vertically data partitioning setting, the first step is to align samples between participants, e.g., align users when each sample is user features and lable. Taking a fraud user detection scenario for example, assume two companies both have a batch of users with different user features, and they want to build a better fraud detection system collaboratively and securely. To train a fraud detection model such as neural network, they need match the intersectant users and align them as training samples. This can be done efficiently using the existing *private set intersection* technique [12, 41]. In this paper, we assume participants have already aligned samples and are ready for building privacy preserving neural network.

3.1.2 Threat Model. There are two commonly used threat models in literature, i.e., *semi-honest* (passive) adversary and *malicious* (active) adversary are two commonly used threat models in literature [31, 36]. The former assumes that participants will strictly follow the protocol, but they try to infer as much information as possible using all intermediate computation results. The latter accepted the situation where the corrupt participants can arbitrarily deviate from the protocol specification. Although the semi-honest model may be “compiled” into a protocol secure against malicious adversaries, but they are usually too inefficient for practical use [19]. Therefore, we aim to build privacy preserving neural network model under semi-honest adversary setting. That is, we assume all participants (data holders) and the server will strictly follow our proposed protocol. We also assume that participants will not collude with the server.

3.2 Deep Neural Network

Deep Neural Network (DNN) has been showing great power in kinds of machine learning tasks, since it can learn complex functions by composing multiple non-linear modules to transform representations from low-level raw inputs to high-level abstractions [21]. Mathematically, the forward procedure of a DNN can be defined as a representation function f that maps an input \mathbf{X} to an output \hat{y} , i.e., $\hat{y} = f(\mathbf{X}, \theta)$, where θ is model parameter. Assume a DNN has L layers, then f is composed of L sub-functions $f_l |_{l \in [1, L]}$, which are connected in a chain. That is, $f(\mathbf{X}) = f_L(\dots f_2(f_1(\mathbf{X}, \theta_0), \theta_1) \dots, \theta_{L-1})$, as is shown in Figure 1(a).

3.2.1 Model learning. The above model parameter can be learnt by using mini-batch gradient descent. Let $\mathcal{D} = \{(\mathbf{x}_i, y_i)\}_{i=1}^n$ be the training dataset, where n is the sample size, \mathbf{x}_i is the feature of i -th sample, and y_i is its corresponding label. The loss function of DNN is built by minimizing the losses over all the training samples, that is, $\mathcal{L} = \sum_i^n l(y_i, \hat{y}_i)$. Here $l(y_i, \hat{y}_i)$ is defined based on different tasks, e.g., softmax for classification tasks. After it, DNN can be learnt efficiently by minimizing the losses using mini-batch Stochastic Gradient Descent (SGD) and its variants. Take mini-batch gradient descent for example, let \mathbf{B} be samples in each batch, $|\mathbf{B}|$ be the batch size, \mathbf{X}_B and \mathbf{Y}_B be the features and labels in the current batch, then the model of DNN can be updated by:

$$\theta \leftarrow \theta - \frac{\alpha}{|\mathbf{B}|} \cdot \frac{\partial \mathcal{L}}{\partial \theta}, \quad (1)$$

where α is the learning rate. The model gradient $\frac{\partial \mathcal{L}}{\partial \theta}$ is usually calculated by back propagation [20]. As discussed in the introduction, the hidden features can impose some sensitive information. To reduce the information leakage, in this paper, we propose to use SGLD [46], a Bayesian learning approach. Specifically, SGLD can be seen as a noisy version of the conventional SGD algorithm. To reduce the leakage, SGLD injects an isotropic Gaussian noise vector into the gradients. Formally, this process can be represented as:

$$\theta \leftarrow \theta - \left(\frac{\alpha_t}{2} \frac{\partial \mathcal{L}}{\partial \theta} + \eta_t \right), \eta_t \sim \mathcal{N}(0, \alpha_t \mathbf{I}), \quad (2)$$

here α_t denotes the learning rate at the t -th iteration and $\mathcal{N}(0, \alpha_t \mathbf{I})$ is the Gaussian distribution.

3.3 Arithmetic Secret Sharing

Assume there are two parties (\mathcal{P}_0 and \mathcal{P}_1), \mathcal{P}_0 has an ℓ -bit secret a and \mathcal{P}_1 has an ℓ -bit secret b . To secretly share $\mathbf{Shr}(\cdot)$ a for \mathcal{P}_0 , party \mathcal{P}_0 generates an integer $r \in \mathbb{Z}_{2^\ell}$ uniformly at random, sends r to party \mathcal{P}_1 as a share $\langle a \rangle_1$, and keeps $\langle a \rangle_0 = a - r \bmod 2^\ell$ as the other share. \mathcal{P}_1 can share b with \mathcal{P}_0 similarly, and \mathcal{P}_1 keeps $\langle b \rangle_1$ and \mathcal{P}_0 receives $\langle b \rangle_0$. We will describe how to perform addition and multiplication and how to support decimal numbers and vectors in the following subsections.

3.3.1 Addition and Multiplication. Suppose \mathcal{P}_0 and \mathcal{P}_1 want to secretly calculate $a + b$ using Arithmetic sharing, \mathcal{P}_0 locally calculates $\langle c \rangle_0 = \langle a \rangle_0 + \langle b \rangle_0 \bmod 2^\ell$ and \mathcal{P}_1 locally calculates $\langle c \rangle_1 = \langle a \rangle_1 + \langle b \rangle_1 \bmod 2^\ell$. To reconstruct $\mathbf{Rec}(\cdot, \cdot)$ a secret, one party sends his share to the other party who reconstruct the plaintext by $c = \langle c \rangle_0 + \langle c \rangle_1$ which is equal to $a + b$. To secretly calculate $a \cdot b$ using Arithmetic sharing, Beaver's multiplication triples [5] are usually involved. Specifically, to multiply two secretly shared values (a and b), \mathcal{P}_0 and \mathcal{P}_1 first need to collaboratively generate a triple $\langle u \rangle$, $\langle v \rangle$, and $\langle w \rangle$, where u, v are uniformly random values in \mathbb{Z}_{2^ℓ} and $w = u \cdot v \bmod 2^\ell$. Then, \mathcal{P}_0 locally computes $\langle e \rangle_0 = \langle a \rangle_0 - \langle u \rangle_0$ and $\langle f \rangle_0 = \langle b \rangle_0 - \langle v \rangle_0$, and \mathcal{P}_1 locally computes $\langle e \rangle_1 = \langle a \rangle_1 - \langle u \rangle_1$ and $\langle f \rangle_1 = \langle b \rangle_1 - \langle v \rangle_1$. Next, they reconstruct e and f by $\mathbf{Rec}(\langle e \rangle_0, \langle e \rangle_1)$ and $\mathbf{Rec}(\langle f \rangle_0, \langle f \rangle_1)$, respectively. Finally, \mathcal{P}_0 gets $\langle c \rangle_0 = f \cdot \langle a \rangle_0 + e \cdot \langle b \rangle_0 + \langle w \rangle_0$ and \mathcal{P}_1 gets $\langle c \rangle_1 = e \cdot f + f \cdot \langle a \rangle_1 + e \cdot \langle b \rangle_1 + \langle w \rangle_1$, where $\langle c \rangle_0 + \langle c \rangle_1 = a \cdot b$.

3.3.2 Supporting decimal numbers and vectors. The above protocols only work in finite field, since it needs to sample uniformly in \mathbb{Z}_{2^ℓ} . However, in neural network, both features and model parameters are usually decimal vectors. To support this, we adopt the existing fixed-point representation to approximate decimal arithmetics efficiently [36]. Simply speaking, we use at most l_F bits to represent the fractional part of decimal numbers. Specifically, Suppose a and b are two decimal numbers with at most l_F bits in the fractional part, to do fixed-point multiplication, we first transform them to integers by letting $a' = 2^{l_F} a$ and $b' = 2^{l_F} b$, and then calculate $c = a' b'$. Finally, we truncate the last l_F bits of c so that it has at most l_F bits representing the fractional part, with $l_F = 16$ in this paper. It has been proven that this truncation technique also works when c is secret shared [36]. We set $l_F = 16$ in this paper. After this, it is easy to vectorize the addition and multiplication protocols under Arithmetic sharing setting. We will present how participants use arithmetic sharing to calculate the first hidden layer cooperatively in Section 4.3.

3.4 Additive Homomorphic Encryption

Additive Homomorphic Encryption (HE) is a kind of encryption scheme which allows a third party (e.g., cloud, service provider) to perform addition on the encrypted data while preserving the features of addition operation and format of the encrypted data [3]. Suppose there is a server with key generation ability and a number of participants with private data. Under such setting, the use of additive HE mainly has the following steps [3]:

- **Key generation.** The server generates the public and secret key pair (pk, sk) and distributes public key pk to the participants.
- **Encryption.** Given a plaintext x on any participant, it is encrypted using pk and a random r , i.e., $\llbracket x \rrbracket = \mathbf{Enc}(pk; x, r)$, where $\llbracket x \rrbracket$ denotes the ciphertext and r makes sure the ciphertexts are different in multiple encryptions even with the same plaintexts.
- **Homomorphic addition.** Given two ciphertext $(\llbracket x \rrbracket$ and $\llbracket y \rrbracket)$ on participants, addition can be done by $\llbracket x + y \rrbracket = \llbracket x \rrbracket + \llbracket y \rrbracket$.
- **Decryption.** Given a ciphertext $\llbracket x \rrbracket$ on server, it can be decrypted by $x = \mathbf{Dec}(sk; \llbracket x \rrbracket)$.

In this paper, we choose Paillier [38] to do additive HE, which is popularly used due to its high efficiency. We will present how participants use additive HE to calculate the first hidden layer cooperatively in Section 4.3.

4 THE PROPOSED METHOD

In this section, we first describe the problem, and then present the overview of SPNN. Next, we present the sub-modules of SPNN in details, and finally present the learning of SPNN.

4.1 Problem Description

We start from a concrete example. Suppose there are two financial companies, i.e., \mathcal{A} and \mathcal{B} , who both need to detect fraud users. As is shown in Figure 2, \mathcal{A} has some user features (\mathbf{X}_A , shown in yellow dots) and labels (\mathbf{y} , shown in yellow squares), and \mathcal{B} has features (\mathbf{X}_B , shown in green dots) for the same batch of users. Although \mathcal{A} can build a Deep Neural Network (DNN) for fraud detection using its own data, the model performance can be improved by incorporating features of \mathcal{B} . However, these two companies can not share data with each other due to the fact that leaking users' private data is against regulations. This is a classic data isolation problem. It is challenging for both parties to build scalable privacy preserving neural networks collaboratively without compromising their private data. In this paper, we only consider the situation where two data holders have the same sample set, one of them (\mathcal{A}) has partial features and labels, and the other (\mathcal{B}) has the rest partial features. Our proposal can be naturally extended to more than two parties.

4.2 Proposal Overview

We propose a novel scalable and privacy-preserving deep neural network learning framework (SPNN) for the above challenge. As described in Section 3.2, DNN can be defined as a layer-wise representation function. Motivated by the existing work [21, 22, 37, 44], we propose to decouple the computation graph of DNN into two types, i.e., the computations related to private data are performed by data holders using cryptographic techniques, and the rest computations are delegated to a semi-honest server with high computation ability. Here, the private data are the input and output of the neural network, which corresponds to the private features and labels from data holders. By letting the semi-honest server perform the heavy computations in the hidden layers of DNN in plaintext, we can avoid many complicated non-linear operations, e.g., non-linear active function and max-pooling, which are expensive for the cryptographic techniques. The extra semi-honest is also the key to scalable privacy-preserving DNN.

Specifically, we divide the model parameters (θ) into three parts, (1) *the computations that are related to private features on both data holders* ($\theta_{\mathcal{A}}$ and $\theta_{\mathcal{B}}$), (2) *the rest heavy hidden layer related computations on server* (θ_S), and (3) *the computations related to private labels on the data holder who has label* (θ_y). As shown in Figure 2, the first part is private data related computations and therefore are performed by data holders themselves using secret sharing and homomorphic encryption techniques, the second part is delegated to a semi-honest server which has rich computation resources. We summarize the forward propagation in Algorithm 1. We will describe each part in details in the following subsections.

4.3 Private Feature Related Computations

Private feature related computations refer to data holders collaboratively calculate the hidden layer of a DNN using their private features. Here, data holders want to (1) calculate a common function, i.e., $\mathbf{h}_1 = f(\mathbf{X}_A, \mathbf{X}_B; \theta_A, \theta_B)$, collaboratively and (2) keep their features, i.e., \mathbf{X}_A and \mathbf{X}_B , private. Mathematically, \mathcal{A} and \mathcal{B} have partial features (\mathbf{X}_A and \mathbf{X}_B) and partial model parameters (θ_A and θ_B), respectively, and they want to compute the output of the first hidden layer collaboratively. That is, \mathcal{A} and \mathcal{B} want to compute $\mathbf{h}_1 = \mathbf{X}_A \cdot \theta_A + \mathbf{X}_B \cdot \theta_B = (\mathbf{X}_A \oplus \mathbf{X}_B) \cdot (\theta_A \oplus \theta_B)$, where \oplus denotes concatenation operation. Note that we omit the activation function here, since activation can be done by server after it receives \mathbf{h}_1 from data holders.

The above secure computation problem can be done by cryptographic techniques. As we described in Section 3, arithmetic sharing and additive HE are popularly used due to their high efficiency. We will present two solutions based on arithmetic sharing and additive HE, respectively.

Algorithm 1: The forward propagation of SPNN**Input:** Features of \mathcal{A} (\mathbf{X}_A), features of \mathcal{B} (\mathbf{X}_B), server (\mathcal{S}), and the number of iteration (T)**Output:** Predictions ($\hat{\mathbf{y}}$) on \mathcal{A}

```

1  $\mathcal{A}$  initializes  $\theta_A$  and  $\theta_y$ ,  $\mathcal{B}$  initializes  $\theta_B$ , and the server initializes  $\theta_S$ 
2 for  $t = 1$  to  $T$  do
3   for each mini-batch in training datasets do
4     # private feature related computations by  $\mathcal{A}$  and  $\mathcal{B}$  (Section 4.3)
5      $\mathcal{A}$  and  $\mathcal{B}$  collaboratively learn the first hidden layer ( $\mathbf{h}_1$ ) using secret sharing
      (Algorithm 2) or homomorphic encryption (Algorithm 3), i.e.,
       $\mathbf{h}_1 = f(\mathbf{X}_A, \mathbf{X}_B; \theta_A, \theta_B)$ 
6     # hidden layer related computations by Server (Section 4.4)
7      $\mathcal{S}$  calculates the final hidden layer by  $\mathbf{h}_L = f(\mathbf{h}_1; \theta_S)$ 
8     # private label related computations by  $\mathcal{A}$  (Section 4.5)
9      $\mathcal{A}$  makes prediction by  $\hat{\mathbf{y}} = f(\mathbf{h}_L; \theta_y)$ 
10 return Predictions ( $\hat{\mathbf{y}}$ ) on  $\mathcal{A}$ 

```

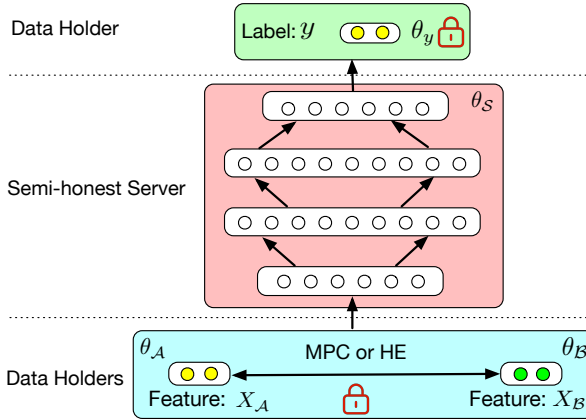


Fig. 2. The proposed SPNN, which is trained by using SGLD. The bottom blue part stands for private feature related computations which are performed by data holders collaboratively and securely (Section 4.3). The middle pink part is hidden layer related computations that are conducted on by a semi-honest server (Section 4.4). The top green part is private label related computations that are done by the data holder who has label (Section 4.5).

4.3.1 Arithmetic sharing based solution. We first present how to solve the above secure computation problem using arithmetic sharing. The main technique is secret sharing based matrix addition and multiplication on fixed-point numbers, please refer to Section 3.3 for more details. We summarize the secure protocol in Algorithm 2. As Algorithm 2 shows, data holders first secretly *share* their feature and model (Lines 1-4), then they concat the feature and model shares 5-6. After it, data holders calculate $\mathbf{h}_1 = \mathbf{X} \cdot \theta$ by using distributive property, i.e., $\mathbf{X} \cdot \theta = (\langle \mathbf{X} \rangle_1 + \langle \mathbf{X} \rangle_2) \cdot (\langle \theta \rangle_1 + \langle \theta \rangle_2)$ (Line 7). Next, each data holder sums up their intermediate shares as shares of the hidden layer (Lines 8-9). To this end, \mathcal{A} and \mathcal{B} each obtains a partial share of the hidden layer, i.e., $\langle \mathbf{h}_1 \rangle_A = \langle \mathbf{X} \cdot \theta \rangle_A$ and $\langle \mathbf{h}_1 \rangle_B = \langle \mathbf{X} \cdot \theta \rangle_B$. Finally, the server *reconstruct* the first hidden layer by $\mathbf{h}_1 = \langle \mathbf{h}_1 \rangle_A + \langle \mathbf{h}_1 \rangle_B$.

Algorithm 2: Data holders \mathcal{A} and \mathcal{B} securely calculate the first hidden layer using arithmetic sharing

Input: features of \mathcal{A} and \mathcal{B} (\mathbf{X}_A and \mathbf{X}_B), current models of \mathcal{A} and \mathcal{B} (θ_A and θ_B), and Server (\mathcal{S})

Output: The first hidden layer \mathbf{h}_1 on \mathcal{S}

- 1 \mathcal{A} and \mathcal{B} locally generate $\langle \mathbf{X}_A \rangle_1$ and $\langle \mathbf{X}_A \rangle_2$, and $\langle \mathbf{X}_B \rangle_1$ and $\langle \mathbf{X}_B \rangle_2$, respectively
 - 2 \mathcal{A} and \mathcal{B} locally generate $\langle \theta_A \rangle_1$ and $\langle \theta_A \rangle_2$, and $\langle \theta_B \rangle_1$ and $\langle \theta_B \rangle_2$, respectively
 - 3 \mathcal{A} distributes $\langle \mathbf{X}_A \rangle_2$ and $\langle \theta_A \rangle_2$ to \mathcal{B}
 - 4 \mathcal{B} distributes $\langle \mathbf{X}_B \rangle_1$ and $\langle \theta_B \rangle_1$ to \mathcal{A}
 - 5 \mathcal{A} locally calculates $\langle \mathbf{X} \rangle_1 = \langle \mathbf{X}_A \rangle_1 \oplus \langle \mathbf{X}_B \rangle_1$, $\langle \theta \rangle_1 = \langle \theta_A \rangle_1 \oplus \langle \theta_B \rangle_1$, and $\langle \mathbf{X} \rangle_1 \cdot \langle \theta \rangle_1$
 - 6 \mathcal{B} locally calculates $\langle \mathbf{X} \rangle_2 = \langle \mathbf{X}_A \rangle_2 \oplus \langle \mathbf{X}_B \rangle_2$, $\langle \theta \rangle_2 = \langle \theta_A \rangle_2 \oplus \langle \theta_B \rangle_2$, and $\langle \mathbf{X} \rangle_2 \cdot \langle \theta \rangle_2$
 - 7 \mathcal{A} and \mathcal{B} calculate $\langle \mathbf{X} \rangle_1 \cdot \langle \theta \rangle_2$ and $\langle \mathbf{X} \rangle_2 \cdot \langle \theta \rangle_1$ using arithmetic sharing matrix multiplication, \mathcal{A} get $\langle \mathbf{X}_1 \cdot \theta_2 \rangle_A$ and $\langle \mathbf{X}_2 \cdot \theta_1 \rangle_A$, \mathcal{B} gets $\langle \mathbf{X}_1 \cdot \theta_2 \rangle_B$ and $\langle \mathbf{X}_2 \cdot \theta_1 \rangle_B$
 - 8 \mathcal{A} locally calculates $\langle \mathbf{X} \cdot \theta \rangle_A = \langle \mathbf{X} \rangle_1 \cdot \langle \theta \rangle_1 + \langle \mathbf{X}_1 \cdot \theta_2 \rangle_A + \langle \mathbf{X}_2 \cdot \theta_1 \rangle_A$
 - 9 \mathcal{B} locally calculates $\langle \mathbf{X} \cdot \theta \rangle_B = \langle \mathbf{X} \rangle_2 \cdot \langle \theta \rangle_2 + \langle \mathbf{X}_1 \cdot \theta_2 \rangle_B + \langle \mathbf{X}_2 \cdot \theta_1 \rangle_B$
 - 10 \mathcal{A} and \mathcal{B} sends $\langle \mathbf{X} \cdot \theta \rangle_A$ and $\langle \mathbf{X} \cdot \theta \rangle_B$ to \mathcal{S}
 - 11 \mathcal{S} calculates $\mathbf{h}_1 = \langle \mathbf{X} \cdot \theta \rangle_A + \langle \mathbf{X} \cdot \theta \rangle_B$
-

Algorithm 3: Data holders \mathcal{A} and \mathcal{B} securely calculate the first hidden layer using additive HE

Input: features of \mathcal{A} and \mathcal{B} (\mathbf{X}_A and \mathbf{X}_B), current models of \mathcal{A} and \mathcal{B} (θ_A and θ_B), and Server (\mathcal{S})

Output: The first hidden layer \mathbf{h}_1 on \mathcal{S}

- 1 \mathcal{S} generates key pair (pk, sk) and distributes public key pk to \mathcal{A} and \mathcal{B}
 - 2 \mathcal{A} calculates $\mathbf{X}_A \cdot \theta_A$, encrypts it with pk , and sends $\llbracket \mathbf{X}_A \cdot \theta_A \rrbracket$ to \mathcal{B}
 - 3 \mathcal{B} calculates $\mathbf{X}_B \cdot \theta_B$, encrypts it with pk , calculates $\llbracket \mathbf{X}_A \cdot \theta_A + \mathbf{X}_B \cdot \theta_B \rrbracket = \llbracket \mathbf{X}_A \cdot \theta_A \rrbracket + \llbracket \mathbf{X}_B \cdot \theta_B \rrbracket$, and sends it to \mathcal{S}
 - 4 \mathcal{S} decrypt $\llbracket \mathbf{X}_A \cdot \theta_A + \mathbf{X}_B \cdot \theta_B \rrbracket$ using sk and gets $\mathbf{h}_1 = \mathbf{X}_A \cdot \theta_A + \mathbf{X}_B \cdot \theta_B$
 - 5 **return** \mathbf{h}_1 on \mathcal{S}
-

4.3.2 Additive HE based solution. We then present how to solve the secure computation problem using additive HE. We summarize the protocol in Algorithm 3, where we first rely on a semi-honest server to generate key pair and decryption (Line 1), then let data holders calculate the encrypted hidden layer (Lines 2-3), and finally let the server decrypt to get the plaintext hidden layer (Line 4).

Arithmetic sharing and additive HE have their own advantages. Arithmetic sharing does not need time-consuming encryption and decryption operations, however, it has higher communication complexity. In contrast, although additive HE has lower communication complexity, it relied on the time-consuming encryption and decryption operations. We will empirically study their performance under different network settings in Section 6.4.

4.4 Hidden Layer Related Computations

After \mathcal{A} and \mathcal{B} obtain the shares of the first hidden layer, they send them to a semi-honest server for hidden layer related computations, i.e., $\mathbf{h}_L = f(\mathbf{h}_1, \theta_S)$. This is the same as the traditional neural networks. Given l -th hidden layer \mathbf{h}_l , where $1 \leq l \leq L - 1$ and L be the number of hidden layers,

the $(l + 1)$ -th hidden layer can be calculated by

$$\mathbf{h}_{l+1} = f_l(\mathbf{h}_l, \theta_l), \quad (3)$$

where θ_l is the parameters in l -th layer, and f_l is the active function of the l -th layer. These are the most time-consuming computations, because there are many nonlinear operations, e.g., max pooling, are not cryptographically friendly. We leave these heavy computations on a server who has strong computation power. To this end, our model can scale to large datasets.

Moreover, one can easily implement any kinds of deep neural network models using the existing deep learning platforms such as TensorFlow (<https://tensorflow.org/>) and PyTorch (<https://pytorch.org/>). As a comparison, for the existing privacy preserving neural network approaches such as SecureML [36] and ABY [13], one needs to design specific protocols for different deep neural network models, which significantly increases the development cost for deep learning practitioners.

4.5 Private Label Related Computations

After the neural server finishes the hidden layer related computations, it sends the final hidden layer \mathbf{h}_L to the data holder who has the label, i.e., \mathcal{A} in this case, for computing predictions. That is

$$\hat{\mathbf{y}} = \delta(\mathbf{h}_L, \theta_y), \quad (4)$$

where δ is designed based on different prediction tasks, e.g., δ is the softmax function for classification tasks.

4.6 Learning Model Parameters

Note that the security assumption our SPNN is that the semi-honest server cannot infer the private information of the data holders from the hidden layer of DNN. Adversary learning and Bayesian deep learning are two effective ways to prevent potential information leakage from the hidden layers of DNN. The former lets each data holder train a defender model who tries to simulate the behaviors of an attacker, i.e., the defender tries to infer the private data given the output of the hidden layer [37]. The later aims to learn the distribution of a DNN model rather than the specific model weight, and the representative work is Stochastic Gradient Langevin Dynamics (SGLD) [47]. Specifically, in this paper, to prevent the information leakage caused by the hidden features, i.e., $\mathbf{h}_{l \geq 1}$, we propose using SGLD instead of SGD to optimize the parameters of SPNN. The formal description of SGLD is introduced in Equation 2 and we refer reader to the prior work [46] for more details.

The gradient is computed using back propagation following the chain-rule, which is similar to the forward propagation procedure in Algorithm 1. Specifically, given the loss calculated by the data holder who has label, this data holder first calculates the gradients of its model parameters, and then sends the model update to the server. The server then calculates the gradient of its own model parameters layer-by-layer, and then sends the model update of the first several hidden layers (i.e., the private feature related layers) to data holders. Finally, each data holder calculates the corresponding model gradient. Both forward computation and backward computation need communication between \mathcal{A} , \mathcal{B} , and the server, in a decentralized manner. During training, all the private data (\mathbf{X}_A , \mathbf{X}_B , and \mathbf{y}) and private data related model parameters (θ_A , θ_B , and θ_y) are kept by data holders. Therefore, data privacy is preserved to a large extent.

It is worth noticing that our proposal can be generalized to multi-parties and the situations that the data holders collaboratively calculate i ($1 \leq i \leq L$) hidden layers instead of the first hidden layer only. Therefore, the existing method [36] is one of our special cases, i.e., \mathcal{A} and \mathcal{B} collaboratively calculate all the neural networks using cryptographical techniques, without the semi-honest server.

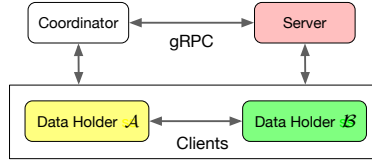


Fig. 3. Implementation framework of SPNN.

5 IMPLEMENTATION

In this section, we present the implementation of SPNN and showcase its user-friendly APIs by an example.

5.1 Overview

We implement SPNN in a decentralized network, where there are three kinds of computation nodes, i.e., a coordinator, a server, and a group of clients, as is shown in Figure 3. *The coordinator* controls the start and terminal of SPNN. When SPNN starts, the coordinator split the computation graph into three parts, sends each part to the corresponding clients and server, and notifies clients and server to begin training/prediction. Meanwhile, the coordinator monitors the status and terminates the program if it reaches a certain pre-defined condition, e.g., the number of iterations. Note that, during the model training and prediction procedures, the coordinator only controls the status of the program but cannot directly or indirectly touch any private input and intermediate result. In our implementation, we use a standalone machine to act as the role of the coordinator who gives orders to the server and data holders. Since our threat model is semi-honest in our paper, we assume the coordinator will strictly follow the protocol and give the right orders to the participants. *The clients* are data holders who are in charge of private data related computations, and *the server* is responsible for hidden layer related computations which can be adapted to existing deep learning backends such as PyTorch. We will describe the details of data holders and server below.

5.2 Implementation Details

The detailed implementation mainly includes the computations on data holders, the computations on server, and communications.

5.2.1 Computations on data holders. We implement the forward and backward computations by clients (data holders) using Python and PyTorch. First, for the private feature related computations by clients collaboratively, when clients receive orders from the coordinator, they first initialize model parameters and load their own private features, and then make calculations following Algorithm 2 and Algorithm 3. We implement the private feature related computations using Python. Second, for the private label related computations by the client who has label, when the client receives the last hidden layer from the server, it initializes the model parameter and makes prediction based on Eq. (4). The private label related computations are done in PyTorch automatically.

5.2.2 Computations on server. For the heavy hidden layer related computations on server, we also use PyTorch as backend to perform the forward and backward computations. Specifically, after server receives the first hidden layer from clients, it takes the first hidden layer as the input of a PyTorch network structure to make the hidden layer related computations, and gets the last hidden layer on server, and then the client who has label makes predictions. Both the forward and backward computations are made automatically on PyTorch. Note that private label related

computations on client and the heavy hidden layer related computations on server are done using the “model parallel” mechanism in PyTorch [39].

5.2.3 Communications. Communications between the coordinator, server, and clients make sure the model parameters are correctly updated. We adopt Google’s gRPC* as the communication protocol. Before training/prediction, we configure detailed parameters for clients and on the coordinator, such as the IP addresses, gateways, and dataset locations. At the beginning of the training/prediction, the coordinator shakes hands with clients and server to build connection. After that, they exchange data to finish model training/prediction as described above.

5.3 User-friendly APIs

Our implementation supports user-friendly API, similar as PyTorch. Developers can easily build any privacy preserving deep neural network models without the complicated cryptography knowledge. Figure 4 shows an example code of SPNN, which is a neural network with network structure (64, 256, 512, 256, 64, 2). Here, we assume two clients (A and B) each has 32-dimensional input features, and A has the 5-classes labels. From Figure 4, we can find that the use of SPNN is quite the same as PyTorch, and the most different steps are the forward and backward computations of the first hidden layer by clients using cryptographic techniques (Line 35 and Line 44).

6 EMPIRICAL STUDY

In this section, we conduct comprehensive experiments to study the accuracy and efficiency of SPNN by comparing with the state-of-the-art algorithm based privacy preserving DNN methods and cryptograph based privacy preserving DNN approaches.

6.1 Experimental Settings

Datasets. Note that SPNN is a general privacy-preserving DNN model and can use applied into most scenarios where traditional DNN model works such as fraud detection, recommender systems, and link prediction tasks. To test the effectiveness of our proposed model, in our experiments, we choose two benchmark datasets, both of which are binary classification tasks. The first one is a fraud detection dataset [10], where there are 28 features and 284,807 transactions. The other one is financial distress dataset [1], where there are 83 features and 3,672 transactions. Since the financial distress dataset contains categorical features and DNN can only handle numerical input, we process these categorical features with one-hot encoding. After that, there are 556 features in total. We assume these features are hold by two parties, and each of them has equal partial features. Moreover, we randomly split the fraud detection dataset into two parts: 80% as training dataset and the rest as test dataset. We also randomly split the financial distress dataset into 70% and 30%, as suggested by the dataset owner. We repeat experiments five times and report their average results.

Metrics. We adopt Area Under the receiver operating characteristic Curve (AUC) as the evaluation metric [15], since both datasets are binary classification tasks. In practice, AUC is equivalent to the probability that the classifier will rank a randomly chosen positive instance higher than a randomly chosen negative instance, and therefore, the higher the better.

Hyper-parameters. For the Fraud detection dataset, we use a multi-layer perception with 2 hidden layers whose dimensions are (8,8). We choose Sigmoid as the activation function [24] and use gradient descent as the optimizer. We set the learning rate to 0.001. For the Financial distress dataset, we use a multi-layer perception with 3 hidden layers with dimensions (400, 16, 8), we choose Relu

*<https://grpc.io/>

```

1 | import torch
2 | import torch.nn as nn
3 | import torch.optim as optim
4 |
5 | class ToyModel(nn.Module):
6 |     def __init__(self):
7 |         super(ToyModel, self).__init__()
8 |
9 |         # server makes hidden layer related computations
10 |        self.hidden1 = torch.nn.ReLU(256, 512).to('server')
11 |        self.hidden2 = torch.nn.sigmoid(512, 256).to('server')
12 |        self.hidden3 = torch.nn.sigmoid(256, 64).to('server')
13 |
14 |        # A makes private label related computations
15 |        self.output = torch.nn.ReLU(64, 5).to('client_a')
16 |
17 |    def forward(self, first_hidden):
18 |        last_hidden = self.hidden3(self.hidden2(self.hidden1(first_hidden)))
19 |        return self.net2(last_hidden.to('client_a'))
20 |
21 | # A and B initialize their model parameters
22 | theta_a = client_a.init(32, 32)
23 | theta_b = client_b.init(32, 32)
24 |
25 | # clients load data
26 | x_a = client_a.load_features('xa_location')
27 | y = client_a.load_labels('y_location')
28 | x_b = client_b.load_features('xb_location')
29 | model = ToyModel()
30 | loss = nn.CrossEntropyLoss()
31 | optimizer = optim.SGD(model.parameters(), lr=0.001)
32 | for iter in range(max_iter):
33 |
34 |     # clients make private feature related forward computations using Python
35 |     first_hidden = execute_algorithm_2(x_a, theta_a, x_b, theta_b)
36 |
37 |     # server makes forward-backward computations in PyTorch
38 |     optimizer.zero_grad()
39 |     outputs = model(first_hidden)
40 |     loss(outputs, y).backward()
41 |
42 |     # clients make private feature related backward computations using Python
43 |     first_hidden_gradient = first_hidden.grad.data
44 |     update_client_models(first_hidden_gradient, x_a, theta_a, x_b, theta_b)

```

Fig. 4. Example code of SPNN for a neural network.

as the activation function [27] in the last layer and Sigmoid function in the other layers, and set the learning rate to 0.006.

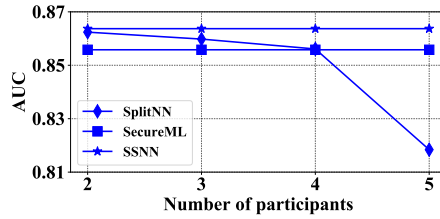


Fig. 5. Effect of the number of participants.

Comparison methods. To study the effectiveness and efficiency of SPNN, we compare it with the following three kinds of approaches.

- Plaintext Neural Network (NN) builds DNN using the plaintext data and therefore cannot protect data privacy.
- Split Neural Network (**SplitNN**) [44] builds privacy preserving DNN by split the computation graphs of DNN from algorithmic perspective, where each data holder trains a partial deep network model using its own features individually, and then the partial models are concatenated and sent to a server who has labels to train the rest of the mode.
- **SecureML** [36] designs end-to-end privacy preserving DNN model using secret sharing protocols from cryptographic perspective. It also uses piece-wise functions or multi-nomials to approximate the non-linear active function in DNN.

Moreover, our proposed SPNN has two implementations, i.e., SS and HE, and therefore we have **SPNN-SS** and **SPNN-HE**.

6.2 Accuracy Comparison

We first study the accuracy (AUC) of SPNN. For accuracy comparison, we use SPNN to denote both SPNN-SS and SPNN-HE, since they have the same AUC. Note that we use SGD as the optimizer during comparison.

6.2.1 Comparison results of two data holders. We first assume there are only two parties, and report the comparison AUC performances on both datasets in Table 1. From it, we can see that SPNN achieves almost the same prediction performance as NN, and the differences come from the fixed-point representation of decimal numbers. We also observe that SPNN has better performance than SplitNN and SecureML. This is because our proposed SPNN uses cryptographic techniques for data holders to learn the first hidden layer collaboratively. In contrast, for SplitNN, the data holders learn partial hidden layer individually, which causes information loss. For SecureML, it has to approximate the multiply non-linear functions, which damages its accuracy.

6.2.2 Effects of the number of data holders. We then study how the number of data holders affects each model's performance. Figure 5 shows the comparison results with respect to different number of data holders, where we choose the fraud detection dataset. From it, we find that both SecureML and SPNN achieve the same performance with the change of number of data holders. On the contrary, the performance of SplitNN tends to decline with the increase of number of participants. This is because, for both SecureML and SPNN, the data holders collaboratively learn all the layers or the first layer using cryptographic technique. As a contrast, for SplitNN, the data holders learn partial hidden layer individually, and the more data holders, the more information is lost.

Table 1. Comparison results on two datasets in terms of AUC.

AUC	NN	SplitNN	SecureML	SPNN
Fraud Detection	0.8772	0.8624	0.8558	0.8637
Financial Distress	0.9379	0.9032	0.9092	0.9314

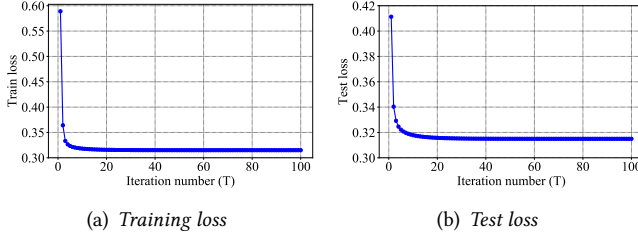


Fig. 6. Average loss of SPNN on fraud detection dataset.

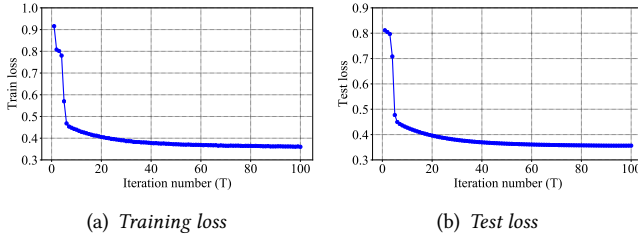


Fig. 7. Average loss of SPNN on financial distress dataset.

6.2.3 Training and test losses. Besides, to study whether SPNN has over-fitting problem, we study the average training loss and average test loss of SPNN w.r.t. the iteration. We report the average training loss and average test loss of SPNN on both datasets in Figure 6 and Figure 7, respectively. From them, we can see that SPNN converges steadily without over-fitting problem.

The above experiments demonstrate that SPNN consistently achieves the best performance no matter what the number of participants is, which shows its practicalness.

6.3 Leakage Reduction of Hidden Features

In this part, we empirically demonstrate the effectiveness of replacing SGD with SGLD to reduce the information leakage of hidden features (layers). To do this, we first introduce the property attack used in the prior work [16]. This attack aims to infer whether a hidden feature has a specific property or not. For our specific task of fraud detection, we select ‘amount’ as the target property. That is, we try to infer the amount of each transaction given the hidden features. For simplification, we change the value of ‘amount’ to 0 or 1 based on its median, i.e., the values bigger than median are taken as 1, otherwise as 0. Therefore, the attack becomes a binary classification task.

Attack Model. To quantify the information leakage of SPNN, we borrow the *shadow training* attack technique from [43]. First, we create a “shadow model” that imitate the behavior of the SPNN, but for which we know the training datasets and thus the ground truth about ‘amount’ in these datasets. We then train the attack model on the labeled inputs and outputs of the shadow

Table 2. Evaluation of information leakage on fraud detection dataset.

Optimizer	Task AUC	Attack AUC
SGD	0.9118	0.8223
SGLD	0.9313	0.5951

Table 3. Comparison of training time per epoch (in seconds) on both datasets.

Training time	NN	SplitNN	SecureML	SPNN-SS
Fraud detection	0.2152	0.7427	960.30	37.22
Financial distress	0.0507	0.4541	751.29	21.84

models. In our experiments, we assume the attacker somehow gets the ‘amount’ (label) from the original dataset and the corresponding hidden features, with which the attacker tries to train the attack model. For this task, we use the fraud detection dataset, from where we randomly split 50% as the shadow dataset, 25% as the training dataset and 25% as the test dataset. Note that the data split of property attack is different from that of accuracy comparison in Section 6.2. Here, we build a simple logistic regression model for property attack task. After this, to compare the effects of leakage reduction of different training methods, we perform the property attack on SPNN trained by using SGD and SGLD and use the AUC to evaluate the attack performance.

We report the comparison results in Table 2 using the fraud detection dataset. As Table 2 shows, SGLD can significantly reduce the information leakage compared with the conventional SGD in terms of AUC, i.e., 0.8223 vs. 0.5951. More surprisingly, SGLD also boosts the model performance in terms of AUC. Compared with SGD, SGLD has boosted the AUC value from 0.9118 to 0.9313. We infer that the performance boost can be caused by the regularization effect introduced by SGLD (i.e., SGLD can improve the generalization ability of the model).

6.4 Scalability Comparison

We now study the scalability (efficiency) of our proposed SPNN, including its training time comparison with NN, SplitNN, and SecureML, the running time comparison of SPNN-SS and SPNN-HE, and the running time of SPNN with different training data sizes, where the running time refers to the running time per epoch.

6.4.1 Comparison of training time. First, we compare the training time of SPNN-SS with NN, SplitNN, and SecureML on both datasets. The results are summarized in Table 3, where we set batch size to 5,000 and the network bandwidth to 100Mbps. From it, we find that NN and SplitNN are the most efficient ones since they do not involve any time-consuming cryptographic techniques. SPNN is slower than NN and SplitNN since it adopts secret sharing technique for data holders to collaboratively calculate the first hidden layer. SecureML is much slower than SPNN and is the slowest one since it uses secure multi-party computation techniques to calculate all the neural networks, and the speedup of SPNN against SecureML will be more significant when the network structure is deeper. Note that both our proposed SPNN and SecureML are secure against semi-honest adversaries. The results demonstrate the superior efficiency of SPNN.

6.4.2 Comparison of SPNN-SS and SPNN-HE. We then compare the efficiency of SPNN-SS and SPNN-HE, which implements SPNN using SS and HE, respectively. From Figure 8, we find that the efficiency of SPNN-SS is significantly affected by network bandwidth, while SPNN-HE tends to be

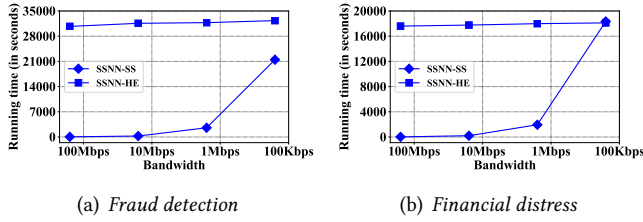


Fig. 8. Efficiency comparison of SPNN-SS and SPNN-HE.

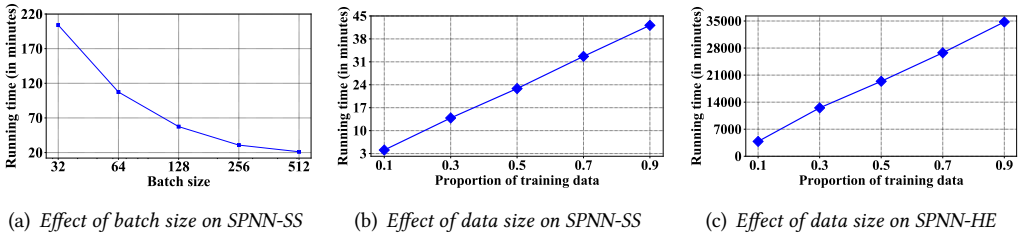


Fig. 9. Effect of batch size and training data size on SPNN.

stable with respect to the change of bandwidth. When the network status is good (i.e., high bandwidth), SPNN-SS is much more efficient than SPNN-HE. However, SPNN-SS becomes less efficient than SPNN-HE when the network status is poor (i.e., low bandwidth), e.g., bandwidth=100Kbps on Financial distress dataset. The results indicate that our proposed two implementations are efficient and suitable for different network status.

6.4.3 Running time with different batch size. Next, we study the running time of SPNN with different batch size. We use the whole fraud detection dataset and report the running time of SPNN-SS in an epoch in Figure 9 (a), where we use local area network. From it, we find that the running time of SPNN-SS decreases with the increase of batch size and tends to be stable gradually. This is because the number of interactions between participants will decrease with the increase of batch size.

6.4.4 Running time with different data size. Finally, we study the running time of SPNN-SS and SPNN-HE with different data size, where fix the network bandwidth to 100Mbps. We do this by varying the proportion of training data size using the fraud detection dataset, and report the running time of SPNN-SS and SPNN-HE in Figure 9 (b) and (c). From them, we find that the running time of SPNN-SS and SPNN-HE scales linearly with the training data size. The results illustrate that our proposed SPNN can scale to large datasets.

7 CONCLUSION AND FUTURE WORK

In this paper, we have proposed SPNN – a scalable privacy preserving deep neural network learning. Our motivation is to design SPNN from both algorithmic perspective and cryptographic perspective. From algorithmic perspective, we split the computation graph of DNN models into two parts, i.e., the private data related computations that are performed by data holders, and the rest heavy computations which are delegated to a semi-honest server with high computation ability. From cryptographic perspective, we proposed two kinds of cryptographic techniques, i.e., secret sharing and homomorphic encryption, for the isolated data holders to conduct private data related

computations privately and cooperatively. We implemented SPNN in a decentralized setting and presented its user-friendly APIs. Our model has achieved promising results on real-world fraud detection dataset and financial distress dataset. In the future, we would like to deploy our proposal in real-world applications.

ACKNOWLEDGMENTS

This work was supported in part by the National Key R&D Program of China (No.2018YFB1403001).

REFERENCES

- [1] [n. d.]. Financial Distress Prediction. <https://www.kaggle.com/shebrahimi/financial-distress>. ([n. d.]). Accessed: 2020-01-08.
- [2] Martín Abadi, Andy Chu, Ian J. Goodfellow, H. Brendan McMahan, Ilya Mironov, Kunal Talwar, and Li Zhang. 2016. Deep Learning with Differential Privacy. In *Proceedings of the 2016 ACM SIGSAC Conference on Computer and Communications Security, Vienna, Austria, October 24–28, 2016*, Edgar R. Weippl, Stefan Katzenbeisser, Christopher Kruegel, Andrew C. Myers, and Shai Halevi (Eds.). ACM, 308–318. <https://doi.org/10.1145/2976749.2978318>
- [3] Abbas Acar, Hidayet Aksu, A Selcuk Ulugac, and Mauro Conti. 2018. A survey on homomorphic encryption schemes: Theory and implementation. *ACM Computing Surveys (CSUR)* 51, 4 (2018), 79.
- [4] Nitin Agrawal, Ali Shahin Shamsabadi, Matt J Kusner, and Adrià Gascón. 2019. QUOTIENT: Two-Party Secure Neural Network Training and Prediction. In *Proceedings of the 2019 ACM SIGSAC Conference on Computer and Communications Security*. ACM, 1231–1247.
- [5] Donald Beaver. 1991. Efficient multiparty protocols using circuit randomization. In *Annual International Cryptology Conference*. Springer, 420–432.
- [6] Chaochao Chen, Ziqi Liu, Jun Zhou, Xiaolong Li, Yuan Qi, Yujing Jiao, and Xingyu Zhong. 2019. How Much Can A Retailer Sell? Sales Forecasting on Tmall. In *Pacific-Asia Conference on Knowledge Discovery and Data Mining*. Springer, 204–216.
- [7] Chaochao Chen, Jun Zhou, Bingzhe Wu, Wenjing Fang, Li Wang, Yuan Qi, and Xiaolin Zheng. 2020. Practical Privacy Preserving POI Recommendation. *ACM Trans. Intell. Syst. Technol.* 11, 5 (2020), 52:1–52:20. <https://doi.org/10.1145/3394138>
- [8] Hao Chen, Ran Gilad-Bachrach, Kyoohyung Han, Zhicong Huang, Amir Jalali, Kim Laine, and Kristin Lauter. 2018. Logistic regression over encrypted data from fully homomorphic encryption. *BMC medical genomics* 11, 4 (2018), 81.
- [9] Valerie Chen, Valerio Pastro, and Mariana Raykova. 2019. Secure computation for machine learning with SPDZ. *arXiv preprint arXiv:1901.00329* (2019).
- [10] Andrea Dal Pozzolo, Olivier Caelen, Yann-Ael Le Borgne, Serge Waterschoot, and Gianluca Bontempi. 2014. Learned lessons in credit card fraud detection from a practitioner perspective. *Expert systems with applications* 41, 10 (2014), 4915–4928.
- [11] Ivan Damgård, Valerio Pastro, Nigel Smart, and Sarah Zakarias. 2012. Multiparty computation from somewhat homomorphic encryption. In *Annual Cryptology Conference*. Springer, 643–662.
- [12] Emiliano De Cristofaro and Gene Tsudik. 2010. Practical private set intersection protocols with linear complexity. In *International Conference on Financial Cryptography and Data Security*. Springer, 143–159.
- [13] Daniel Demmler, Thomas Schneider, and Michael Zohner. 2015. ABY-A Framework for Efficient Mixed-Protocol Secure Two-Party Computation.. In *NDSS*.
- [14] Yingtong Dou, Zhiwei Liu, Li Sun, Yutong Deng, Hao Peng, and Philip S. Yu. 2020. Enhancing Graph Neural Network-based Fraud Detectors against Camouflaged Fraudsters. In *CIKM '20: The 29th ACM International Conference on Information and Knowledge Management, Virtual Event, Ireland, October 19–23, 2020*, Mathieu d’Aquin, Stefan Dietze, Claudia Hauff, Edward Curry, and Philippe Cudré-Mauroux (Eds.). ACM, 315–324. <https://doi.org/10.1145/3340531.3411903>
- [15] Tom Fawcett. 2006. An introduction to ROC analysis. *Pattern recognition letters* 27, 8 (2006), 861–874.
- [16] Karan Ganju, Qi Wang, Wei Yang, Carl A Gunter, and Nikita Borisov. 2018. Property inference attacks on fully connected neural networks using permutation invariant representations. In *Proceedings of the 2018 ACM SIGSAC Conference on Computer and Communications Security, CCS 2018*. ACM, 619–633.
- [17] Ran Gilad-Bachrach, Nathan Dowlin, Kim Laine, Kristin Lauter, Michael Naehrig, and John Wernsing. 2016. Cryptonets: Applying neural networks to encrypted data with high throughput and accuracy. In *ICML*. 201–210.
- [18] Xavier Glorot, Antoine Bordes, and Yoshua Bengio. 2011. Deep sparse rectifier neural networks. In *Proceedings of the fourteenth international conference on artificial intelligence and statistics*. 315–323.
- [19] Oded Goldreich. 2009. *Foundations of cryptography: volume 2, basic applications*. Cambridge university press.

- [20] Ian Goodfellow, Yoshua Bengio, and Aaron Courville. 2016. *Deep learning*. MIT press.
- [21] Zhongshu Gu, Heqing Huang, Jialong Zhang, Dong Su, Ankita Lamba, Dimitrios Pendarakis, and Ian Molloy. 2019. Securing Input Data of Deep Learning Inference Systems via Partitioned Enclave Execution. *CoRR* abs/1807.00969 (2019).
- [22] Otkrist Gupta and Ramesh Raskar. 2018. Distributed learning of deep neural network over multiple agents. *Journal of Network and Computer Applications* 116 (2018), 1–8.
- [23] Rob Hall, Stephen E Fienberg, and Yuval Nardi. 2011. Secure multiple linear regression based on homomorphic encryption. *Journal of Official Statistics* 27, 4 (2011), 669.
- [24] Jun Han and Claudio Moraga. 1995. The influence of the sigmoid function parameters on the speed of backpropagation learning. In *IWANN. CORE*, 195–201.
- [25] Ehsan Hesamifar, Hassan Takabi, and Mehdi Ghasemi. 2017. Cryptodl: Deep neural networks over encrypted data. *arXiv preprint arXiv:1711.05189* (2017).
- [26] Andrew G Howard, Menglong Zhu, Bo Chen, Dmitry Kalenichenko, Weijun Wang, Tobias Weyand, Marco Andreetto, and Hartwig Adam. 2017. Mobilenets: Efficient convolutional neural networks for mobile vision applications. *arXiv preprint arXiv:1704.04861* (2017).
- [27] Richard H.R.Hahnloser, Rahul Sarpeshkar, Misha A. Mahowald, Rodney J. Douglas, and H. Sebastian Seung. 2000. Digital selection and analogue amplification coexist in a cortex-inspired silicon circuit. *Nature* 405 (2000), 947–951.
- [28] Yaochen Hu, Di Niu, Jianming Yang, and Shengping Zhou. 2019. FDML: A collaborative machine learning framework for distributed features. In *Proceedings of the 25th ACM SIGKDD International Conference on Knowledge Discovery & Data Mining*. 2232–2240.
- [29] Chiraag Juvekar, Vinod Vaikuntanathan, and Anantha Chandrakasan. 2018. {GAZELLE}: A Low Latency Framework for Secure Neural Network Inference. In *27th {USENIX} Security Symposium ({USENIX} Security 18)*. 1651–1669.
- [30] Yann LeCun, Yoshua Bengio, and Geoffrey Hinton. 2015. Deep learning. *nature* 521, 7553 (2015), 436.
- [31] Yi Li and Wei Xu. 2019. PrivPy: Enabling Scalable and General Privacy-Preserving Machine Learning. In *Proceedings of the 25th ACM SIGKDD International Conference on Knowledge Discovery and Data Mining*. ACM, 1299–1307.
- [32] Zhiwei Liu, Yingdong Dou, Philip S. Yu, Yutong Deng, and Hao Peng. 2020. Alleviating the Inconsistency Problem of Applying Graph Neural Network to Fraud Detection. In *Proceedings of the 43rd International ACM SIGIR conference on research and development in Information Retrieval, SIGIR 2020, Virtual Event, China, July 25-30, 2020*, Jimmy Huang, Yi Chang, Xueqi Cheng, Jaap Kamps, Vanessa Murdock, Ji-Rong Wen, and Yiqun Liu (Eds.). ACM, 1569–1572. <https://doi.org/10.1145/3397271.3401253>
- [33] Frank McKeen, Ilya Alexandrovich, Alex Berenzon, Carlos V Rozas, Hisham Shafi, Vedvyas Shanbhogue, and Uday R Savagaonkar. 2013. Innovative instructions and software model for isolated execution. *Hasp@ isca* 10, 1 (2013).
- [34] Luca Melis, Congzheng Song, Emiliano De Cristofaro, and Vitaly Shmatikov. 2019. Exploiting Unintended Feature Leakage in Collaborative Learning. In *2019 IEEE Symposium on Security and Privacy, SP 2019*. IEEE, 691–706.
- [35] Payman Mohassel and Peter Rindal. 2018. ABY 3: a mixed protocol framework for machine learning. In *Proceedings of the 2018 ACM SIGSAC Conference on Computer and Communications Security*. ACM, 35–52.
- [36] Payman Mohassel and Yupeng Zhang. 2017. Secureml: A system for scalable privacy-preserving machine learning. In *2017 IEEE Symposium on Security and Privacy (SP)*. IEEE, 19–38.
- [37] Seyed Ali Osia, Ali Shahin Shamsabadi, Ali Taheri, Kleomenis Katevas, Sina Sajadmanesh, Hamid R Rabiee, Nicholas D Lane, and Hamed Haddadi. 2019. A hybrid deep learning architecture for privacy-preserving mobile analytics. *arXiv preprint arXiv:1703.02952* (2019).
- [38] Pascal Paillier. 1999. Public-key cryptosystems based on composite degree residuosity classes. In *International Conference on the Theory and Applications of Cryptographic Techniques*. Springer, 223–238.
- [39] Adam Paszke, Sam Gross, Francisco Massa, Adam Lerer, James Bradbury, Gregory Chanan, Trevor Killeen, Zeming Lin, Natalia Gimelshein, Luca Antiga, et al. 2019. PyTorch: An imperative style, high-performance deep learning library. In *Advances in Neural Information Processing Systems*. 8024–8035.
- [40] Hao Peng, Haoran Li, Yangqiu Song, Vincent Zheng, and Jianxin Li. 2021. Differentially Private Federated Knowledge Graphs Embedding. In *Proceedings of the 30th ACM International Conference on Information and Knowledge Management*. ACM.
- [41] Benny Pinkas, Thomas Schneider, and Michael Zohner. 2014. Faster Private Set Intersection Based on {OT} Extension. In *USENIX Security*. 797–812.
- [42] Bitu Darvish Rouhani, M Sadegh Riazi, and Farinaz Koushanfar. 2018. Deepsecure: Scalable provably-secure deep learning. In *Proceedings of the 55th Annual Design Automation Conference*. ACM, 2.
- [43] Reza Shokri, Marco Stronati, Congzheng Song, and Vitaly Shmatikov. 2017. Membership inference attacks against machine learning models. In *2017 IEEE Symposium on Security and Privacy (SP)*. IEEE, 3–18.
- [44] Praneeth Vepakomma, Otkrist Gupta, Tristan Swedish, and Ramesh Raskar. 2018. Split learning for health: Distributed deep learning without sharing raw patient data. *arXiv preprint arXiv:1812.00564* (2018).

- [45] Sameer Wagh, Divya Gupta, and Nishanth Chandran. 2019. SecureNN: 3-Party Secure Computation for Neural Network Training. *Proceedings on Privacy Enhancing Technologies* 1 (2019), 24.
- [46] Max Welling and Yee Whye Teh. 2011. Bayesian Learning via Stochastic Gradient Langevin Dynamics. In *Proceedings of the 28th International Conference on Machine Learning, ICML 2011, Bellevue, USA, June 28 - July 2, 2011*. 681–688. https://icml.cc/2011/papers/398_icmlpaper.pdf
- [47] Bingzhe Wu, Chaochao Chen, Shiwan Zhao, Cen Chen, Yuan Yao, Guangyu Sun, Li Wang, Xiaolu Zhang, and Jun Zhou. 2019. Characterizing Membership Privacy in Stochastic Gradient Langevin Dynamics. *AAAI* (2019).
- [48] Runhua Xu, James BD Joshi, and Chao Li. 2019. CryptoNN: Training Neural Networks over Encrypted Data. *arXiv preprint arXiv:1904.07303* (2019).
- [49] Qiang Yang, Yang Liu, Tianjian Chen, and Yongxin Tong. 2019. Federated Machine Learning: Concept and Applications. *ACM Transactions on Intelligent Systems and Technology (TIST)* 10, 2 (2019), 12.
- [50] Jiawei Yuan and Shucheng Yu. 2013. Privacy preserving back-propagation neural network learning made practical with cloud computing. *IEEE Transactions on Parallel and Distributed Systems* 25, 1 (2013), 212–221.
- [51] Feng Zhu, Chaochao Chen, Yan Wang, Guanfeng Liu, and Xiaolin Zheng. 2019. DTCDR: A Framework for Dual-Target Cross-Domain Recommendation. In *CIKM*. ACM, 1533–1542.