

Flavor changing top decays to charm and Higgs with $\tau\tau$ at the LHC

Phillip Gutierrez*, Rishabh Jain† and Chung Kao‡

*Homer L. Dodge Department of Physics and Astronomy,
University of Oklahoma, Norman, OK 73019, USA*

(Dated: May 13, 2021)

Abstract

We investigate the prospects of discovering the top quark decay into a charm quark and a Higgs boson ($t \rightarrow ch^0$) in top quark pair production at the CERN Large Hadron Collider (LHC). A general two Higgs doublet model is adopted to study flavor changing neutral Higgs (FCNH) interactions. We perform a parton level analysis as well as Monte Carlo simulations using PYTHIA 8 and DELPHES to study the flavor changing top quark decay $t \rightarrow ch^0$, followed by the Higgs decaying into $\tau^+\tau^-$, with the other top quark decaying to a bottom quark (b) and two light jets ($t \rightarrow bW \rightarrow bj\bar{j}$). To reduce the physics background to the Higgs signal, only the leptonic decays of tau leptons are considered, $\tau^+\tau^- \rightarrow e^\pm\mu^\mp + \cancel{E}_T$, where \cancel{E}_T represents the missing transverse energy from the neutrinos. In order to reconstruct the Higgs boson and top quark masses as well as to reduce the physics background, the collinear approximation for the highly boosted tau decays is employed. Furthermore, the energy distribution of the charm quark helps set the acceptance criteria used to reduce the background and improve the statistical significance of the signal. We study the discovery potential for the FCNH top decay at the LHC with collider energy $\sqrt{s} = 13$ and 14 TeV as well as a future hadron collider with $\sqrt{s} = 27$ TeV. Our analysis suggests that a high energy LHC at $\sqrt{s} = 27$ TeV will be able to discover this FCNH signal with an integrated luminosity $\mathcal{L} = 3 \text{ ab}^{-1}$ for a branching fraction $\mathcal{B}(t \rightarrow ch^0) \gtrsim 1.4 \times 10^{-4}$, which corresponds to a FCNH coupling $|\lambda_{tch}| \gtrsim 0.023$. This FCNH coupling is significantly below the current ATLAS combined upper limit of $|\lambda_{tch}| = 0.064$.

PACS numbers:

* E-mail address: pgutierrez@ou.edu

† E-mail address: Rishabh.Jain@ou.edu

‡ E-mail address: Chung.Kao@ou.edu

I. INTRODUCTION

The discovery of the Higgs boson in 2012 [1, 2] completes the experimental observation of the particle spectrum predicted by the Standard Model (SM). A primary goal of the high luminosity and higher energy Large Hadron Collider (LHC) is the precision testing of the SM and the search for physics beyond the Standard Model (BSM), especially the interactions of the Higgs boson, the top quark, and sources of CP violation. Several experimental searches [3–6] are being performed to improve the understanding of Higgs boson interactions with SM particles and to search for possible extensions of the Higgs sector.

There are some deviations from the SM such as the presence of baryon asymmetry in the Universe [7] requiring CP violation beyond that predicted by the SM. The muon anomalous magnetic moment measurements at BNL [8] and Fermilab [9] show approximately 4.2σ deviation from the SM [10–12]. In addition, there might be possible flavor anomalies among the quarks and leptons [13–17]. The Standard Model with one Higgs doublet cannot explain these anomalies [18] thus requiring BSM physics. A general two Higgs doublet model (2HDM) provides a simple extension to the SM. It consists of two scalar SU(2) doublets, which after electroweak symmetry breaking (EWSB) leads to five physical Higgs bosons: two CP-even scalars [H^0 (heavier) and h^0 (lighter)], one CP-odd pseudoscalar (A^0) and a pair of charged Higgs boson (H^\pm). General 2HDMs can provide additional sources of CP violation [19, 20], and generate tree-level flavor changing neutral Higgs (FCNH) interactions that can enhance the branching fractions of flavor changing neutral currents, especially $t \rightarrow c\phi^0$ [21], $\phi^0 \rightarrow t\bar{c} + \bar{t}c$ [22, 23], and $\phi^0 \rightarrow \tau^\pm\mu^\mp$ [24–27], where $\phi^0 = H^0, h^0$ and A^0 . The SM expectation is $\mathcal{B}(t \rightarrow ch^0) \approx 10^{-14}$ [28–30], which is significantly less than current and near term experiments can observe. If this FCNH signal $t \rightarrow ch^0$ is observed at the LHC or HL-LHC, it would imply BSM physics [31–44].

We adopt the Yukawa Lagrangian in a general two Higgs doublet model [45, 46] as

$$\begin{aligned} \mathcal{L}_Y = & \frac{-1}{\sqrt{2}} \sum_{F=U,D,L} \bar{F} \left\{ [\kappa^F s_{\beta-\alpha} + \rho^F c_{\beta-\alpha}] h^0 + [\kappa^F c_{\beta-\alpha} - \rho^F s_{\beta-\alpha}] H^0 \right. \\ & \left. - i \text{sgn}(Q_F) \rho^F A^0 \right\} P_R F - \bar{U} [V \rho^D P_R - \rho^{U\dagger} V P_L] D H^+ - \bar{\nu} [\rho^L P_R] L H^+ + \text{H.c.} \end{aligned} \quad (1)$$

where $P_{L,R} \equiv (1 \mp \gamma_5)/2$, $c_{\beta-\alpha} \equiv \cos(\beta-\alpha)$, $s_{\beta-\alpha} \equiv \sin(\beta-\alpha)$, α is the mixing angle between neutral Higgs scalars, $\tan \beta \equiv v_2/v_1$ [47] is the ratio of the vacuum expectation values of the two Higgs doublets, Q_F is the fermion charge, and the κ matrices are diagonal and fixed by fermion masses to $\kappa^F = \sqrt{2}m_F/v$ with $v \approx 246$ GeV, while the matrices ρ contain both diagonal and off-diagonal elements with free parameters. In addition, F, U, D, L represent elementary fermions, up-type quarks, down-type quarks, and charged leptons, respectively. The matrix elements ρ are the FCNH couplings to the fermions. Almost all experimental data are consistent with the Standard Model [48, 49], which implies all two Higgs doublet models must be in the decoupling [50] or the alignment limit [51, 52] with one SM-like light scalar (h^0) that has a mass of 125 GeV.

Recently the ATLAS Collaboration [40] combined several channels to search for $t \rightarrow ch^0$ with $h^0 \rightarrow b\bar{b}$, $h^0 \rightarrow \tau\tau$ with at least one hadronic tau decay, $h^0 \rightarrow WW^*, ZZ^*, \tau^+\tau^-$ (same sign $2\ell, 3\ell$), and $h^0 \rightarrow \gamma\gamma$, and put a strong constraint on the branching fraction $\mathcal{B}(t \rightarrow ch^0) \leq 1.1 \times 10^{-3}$. This leads to an upper limit on the FCNH Yukawa coupling $|\lambda_{tch}|$

$$\lambda_{tch} \leq 0.064, \quad (2)$$

for the effective Lagrangian,

$$\mathcal{L} = -\frac{\lambda_{tch}}{\sqrt{2}}\bar{c}th^0 + H.c. \quad (3)$$

with the relation between λ_{tch} and the $t \rightarrow ch^0$ branching fraction [53] being

$$\lambda_{tch} \approx 1.92 \times \sqrt{\mathcal{B}(t \rightarrow ch^0)}. \quad (4)$$

In this article, we investigate the discovery potential of the top quark decay into a charm quark and a Higgs boson ($t \rightarrow ch^0$) followed by the Higgs boson decaying into $\tau^+\tau^-$ in top quark pair production at the CERN Large Hadron Collider (LHC). To investigate the discovery potential of a flavor changing neutral Higgs boson signal with low physics background, we consider only the leptonic decays of the tau leptons, $\tau^+\tau^- \rightarrow e^\pm\mu^\mp + \cancel{E}_T$, where \cancel{E}_T is the missing transverse energy in the event from the neutrinos. This is complementary to the ATLAS searches for same charge dileptons.

We perform a parton level analysis as well as a Monte Carlo simulation using PYTHIA 8 [54] and DELPHES [55] to study the FCNH decay of one top quark while the other top quark decays hadronically to a bottom quark (b) and two light jets: $pp \rightarrow t\bar{t} \rightarrow bW^\pm ch^0 \rightarrow bj\bar{j}c\tau^+\tau^- + X$. We have calculated the production rates using the full tree level matrix elements including the Breit-Wigner resonance for both signal and background process. In addition, we optimize our acceptance using a standard selection based technique, as well as using a boosted decision tree to improve the signal to background ratio and statistical significance.

Since we did not apply charm tagging, our analysis is suitable for a general search for $t \rightarrow qh^0$, $q = u, c$. Many previous studies have adopted the Cheng-Sher Ansatz [56] as the benchmark Yukawa coupling

$$\lambda_{tqh} = \frac{\sqrt{2m_tm_q}}{v} \quad (5)$$

where $q = u, c$ and $v \approx 246$ GeV is the Higgs vacuum expectation value. The FCNH couplings as the geometric mean for top and charm quarks is

$$\lambda_{tch}(CS) = \frac{\sqrt{2m_tm_c}}{v} \approx 0.0895, \quad (6)$$

which has been excluded by recent ATLAS experiment [40]. For simplicity, we assume $\lambda_{tch} \gg \lambda_{tuh}$ and focus on the search for $t \rightarrow ch^0$. To verify that the associated quark is a charm, we will need to apply charm tagging.

There are several aspects to note in this analysis. To reconstruct the Higgs boson and the top quark, the collinear approximation of tau decays [57] is used. The collinear approximation for tau decays with physical momentum fractions x_i ($0 < x_i < 1$), where $x_i = p(\ell_i)/p(\tau)$, $i = 1, 2$, more effectively reduced the physics background than the centrality requirement suggested in Refs. [37, 40]. Furthermore, the energy of the charm quark in the top quark rest frame provides good acceptance for the FCNH top signal while rejecting background [32, 58]. Promising results are presented for the LHC with $\sqrt{s} = 14$ TeV and 27 TeV.

II. HIGGS SIGNAL AND EVENT SELECTIONS

This section presents the cross section for the FCNH signal $t \rightarrow ch^0$ from top quark pair production and outlines our search strategy for this signal at the LHC. We focus on

the discovery channel with one top quark decaying hadronically ($t \rightarrow bj\bar{j}$), while the other top quark decays into a charm quark and a Higgs boson (h^0) followed by $h^0 \rightarrow \tau^+\tau^- \rightarrow e^\pm\mu^\mp + \cancel{E}_T$. Unless explicitly specified, q generally denotes a quark (q) or an anti-quark (\bar{q}) and ℓ^\pm will represent an e^\pm or μ^\pm . This means our FCNH signal has the final state of $pp \rightarrow t\bar{t} \rightarrow bj\bar{j}ce^\pm\mu^\mp + \cancel{E}_T + X$, where X represents all other particles produced in pp collisions. Since the mass of the Higgs boson is much greater than the tau lepton's mass ($M_h \gg m_\tau$), the tau leptons are highly boosted. Therefore, the collinear approximation of the tau decay [57] is employed to reconstruct the Higgs boson mass and the top quark mass.

At parton level, our analysis employs MADGRAPH5-aMC-NLO [59] to calculate tree-level cross sections for the full process $pp \rightarrow t\bar{t} \rightarrow bj\bar{j}ch^0 \rightarrow bj\bar{j}c\tau^+\tau^- + X$ along with the collinear approximation of tau decays [57]. The parton level cross section is evaluated using the CT14LO parton distribution functions (PDFs) [60]. For simplicity, the factorization scale (μ_F) and the renormalization scale (μ_R) are chosen to be the invariant mass of the top quark pair ($M_{t\bar{t}}$). With the above scale choices and PDFs, our current estimates suggest a K -Factor of ≈ 1.8 , and is approximately the same for all three energies ($\sqrt{s} = 13, 14$, and 27 TeV), investigated for top quark pair production at the LHC. The K -factors are calculated using TOP++ [61].

This analysis employees the full tree-level matrix elements to evaluate the cross section for the FCNH signal and physics background. In addition, a consistency check for the tree-level signal cross section has been performed in the narrow width approximation by calculating the cross section $\sigma(pp \rightarrow t\bar{t} \rightarrow tch^0 \rightarrow bj\bar{j}c\ell_1^\pm\ell_2^\mp\cancel{E}_T + X)$ as the product of cross section times branching fractions:

$$\sigma(pp \rightarrow t\bar{t} \rightarrow bj\bar{j}t + X) \times \mathcal{B}(t \rightarrow ch^0) \times \mathcal{B}(h^0 \rightarrow \tau^+\tau^-) \times \mathcal{B}(\tau^+ \rightarrow \ell_1^+\nu_{\ell_1}\bar{\nu}_\tau) \times \mathcal{B}(\tau^- \rightarrow \ell_2^-\bar{\nu}_{\ell_2}\nu_\tau). \quad (7)$$

To evaluate the branching fraction of $t \rightarrow ch^0$, the effective Lagrangian in Eq. 3 is employed. The resulting decay width is then obtained as

$$\Gamma(t \rightarrow ch^0) = \frac{|\lambda_{tch}|^2}{32\pi} \times (m_t) \times [(1 + r_c)^2 - r_h^2] \times \sqrt{1 - (r_h + r_c)^2} \sqrt{1 - (r_h - r_c)^2}, \quad (8)$$

with $r_h = M_h/m_t$ and $r_c = m_c/m_t$. Assuming that the total decay width of the top quark is

$$\Gamma_t = \Gamma(t \rightarrow bW) + \Gamma(t \rightarrow ch^0), \quad (9)$$

the branching fraction of $t \rightarrow ch^0$ is

$$\mathcal{B}(t \rightarrow ch^0) = \frac{\Gamma(t \rightarrow ch^0)}{\Gamma_t}. \quad (10)$$

Comparing this with the Yukawa Lagrangian in Eq. 1, we can express

$$\lambda_{tch} = \tilde{\rho}_{tc} \cos(\beta - \alpha) \quad (11)$$

with

$$\tilde{\rho}_{tc} = \sqrt{\frac{|\rho_{tc}|^2 + |\rho_{ct}|^2}{2}}. \quad (12)$$

To present the results, the more convenient free parameters $\tilde{\rho}_{tc}$ and $\cos(\beta - \alpha)$ are chosen for the FCNH Yukawa couplings.

In the event level analysis, parton level samples are generated from MADGRAPH using TAUDECAY-UFO [62] to model τ decays, and then the sample is processed with PYTHIA 8 [54] and DELPHES [55] to generate events with hadronization, showering, and detector effects. In addition, the MLM-matching/merging [63] algorithm is applied to match the additional hadronized jets in each event with partons to avoid double counting jets that are generated by parton showering from final state radiation for all background processes.

To provide a realistic estimate for production rates at the LHC, we evaluate the cross section for the FCNH signal and physics background in pp collisions with the proper tagging and mistagging efficiencies. The ATLAS tagging efficiencies [64] are adopted to evaluate the cross section for the FCNH signal and physics background. The b tagging efficiency is 0.7, the probability that a c -jet is mistagged as a b -jet (ϵ_c) is approximately 0.14, while the probability that a light jet (u, d, s, g) is mistagged as a b -jet (ϵ_j) is 0.01.

A. Event Selections

Our FCNH signal comes from top quark pair production with one top quark decaying into a charm quark and a Higgs boson while the other top quark decays to an all hadronic final state. Every event is required to contain at least four jets, including exactly one that is identified as a b jet. In addition, there are two opposite charge leptons of different flavor ($e^\pm \mu^\mp$) with missing transverse energy from neutrinos.

We adopt the following basic requirements, which are similar to the ATLAS and CMS $h^0 \rightarrow \tau^+ \tau^-$ studies [69].

- (i) Four jets including one b -jet with $P_T(b, j) \geq 20$ GeV,
- (ii) $|\eta(b, j)| \leq 2.5$,
- (iii) Two opposite charge leptons with $P_T(\ell) \geq 10$ GeV, and $|\eta(\ell)| \leq 2.5$,
- (iv) $P_T(\text{leading } \ell) \geq 20$ GeV,
- (v) $\Delta R(\ell\ell, jj, bj, \ell j, \ell b) \geq 0.4$,
- (vi) $\cancel{E}_T \geq 25$ GeV,
- (vii) All events containing more than one tagged b -jet with $P_T \geq 20$ GeV and $|\eta| < 2.5$ are rejected.

Since the b -quark jet is selected through tagging, this leaves three jets to be identified as two light-flavor jets and a c -quark jet. The two light-flavor jets, $j_1 j_2$, are selected by minimizing $|M_{jj} - m_W|$ and $|M_{bjj} - m_t|$. The remaining jet is labeled as the c -quark jet. For the event to be correctly reconstructed, j_1 and j_2 must result from the decay of a W boson, therefore their invariant mass distribution $M_{j_1 j_2}$ peaks at $M_W \approx 80.4$ GeV and $M_{bj_1 j_2}$ has a peak at $m_t \approx 173.2$ GeV. Using the ATLAS mass resolution [65], the reconstructed W and top quark masses are required to lie in the mass windows $\Delta M_{j_1 j_2} = 0.20 M_W$ and $\Delta M_{bj_1 j_2} = 0.25 m_t$.

B. Higgs Mass Reconstruction

For the FCNH signal, $t \rightarrow ch^0 \rightarrow c\tau^+\tau^- \rightarrow ce^\pm\mu^\mp + \cancel{E}_T$, the reconstruction is performed two ways: (a) using the invariant $\tau^+\tau^-$ mass from the Higgs decay and the invariant mass of $c\tau^+\tau^-$ from the top quark decay, which have sharp peaks near M_H and m_t , and (b) as in Ref. [41], using the cluster transverse masses of $\ell^+\ell^-$ and $c\ell^+\ell^-$, which have broad peaks near M_H and m_t .

The Higgs boson mass can be reconstructed by applying the collinear approximation [66–68] on the τ decay products

$$p_{\ell_i} = x_i p_{\tau_i}, i = 1, 2 \quad \text{with} \quad p_T(\ell_1) > p_T(\ell_2), \quad (13)$$

and the missing transverse momentum 2-vector, $\not{p}_{\mathbf{T}}$. Taking x_i to be the momentum fractions carried away from the decay by $\ell_i, i = 1, 2$, we have:

$$\left(\frac{1}{x_1} - 1\right) \mathbf{p}_{\mathbf{T}}(\ell_1) + \left(\frac{1}{x_2} - 1\right) \mathbf{p}_{\mathbf{T}}(\ell_2) = \not{p}_{\mathbf{T}}. \quad (14)$$

This yields two equations for x_1 and x_2 that can be solved to reconstruct the two original τ 4-momenta $p_\tau^\mu = p_1^\mu/x_1, p_2^\mu/x_2$. Thus $M_h^2 = (p_1/x_1 + p_2/x_2)^2$ where $p_1 = p(\ell_1)$ and $p_2 = p(\ell_2)$. Physically x_i is constrained to $0 < x_i < 1, i = 1, 2$, which reduces the background. Figure 1 presents the invariant mass distributions $M_{col}(\tau\tau)$ and $M_{col}(c, \tau\tau)$, which have sharp peaks near the Higgs boson and top quark masses, respectively. We require the reconstructed Higgs boson mass and top quark mass to lie in the mass windows $\Delta M_{\tau\tau} = 0.20M_h$ and $\Delta M_{c\tau\tau} = 0.25m_t$ using the ATLAS mass resolution [69]. We note that improvements in the discovery potential are possible by reducing the τ pair mass resolution $\Delta M_{\tau\tau}$.

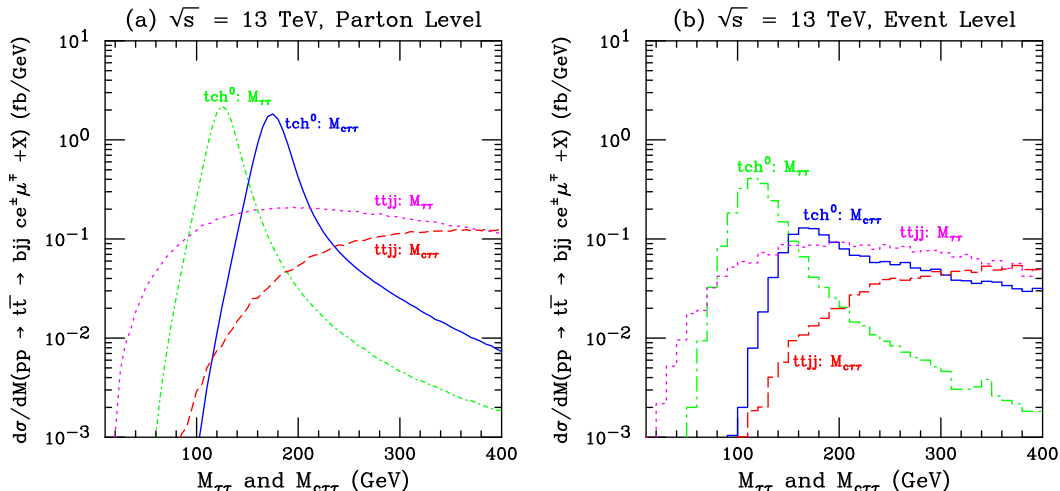


FIG. 1: Invariant mass distributions $d\sigma/dM_{\tau\tau}$ (green dotted dashed) and $d\sigma/dM_{c\tau\tau}$ (blue solid) for the FCNH signal ($t \rightarrow ch^0$) at (a) parton level, and (b) event level with detector simulation in pp collisions. Also shown are the invariant mass distributions $d\sigma/dM_{\tau\tau}$ (magenta dotted) and $d\sigma/dM_{c\tau\tau}$ (red dashed) for the dominant background from $t\bar{t}jj$.

Furthermore, we employ the cluster transverse mass distributions for $e^\pm\mu^\mp$ and $ce^\pm\mu^\mp$ with missing transverse energy (E_T) from the neutrinos to confirm the Higgs boson mass

and top quark mass reconstruction. These distributions have broad peaks near M_h and m_t , respectively, as the kinematic characteristic of $t \rightarrow ch^0 \rightarrow ce^\pm\mu^\mp + \cancel{E}_T$. The cluster transverse mass [70] is defined as

$$M_T^2(C, \cancel{E}_T) = \left(\sqrt{p_T^2(C) + M_C^2} + \cancel{E}_T \right)^2 - (\vec{p}_T(C) + \vec{\cancel{E}}_T)^2, \quad (15)$$

where $C = \ell^\pm\ell^\mp$ or $c\ell^\pm\ell^\mp$, $p_T(\ell\ell)$ or $p_T(c\ell\ell)$ is the total transverse momentum of all the visible particles, while $M_{\ell\ell}$ and $M_{c\ell\ell}$ are the invariant cluster masses.

In most cases, the physics background can be reduced and the statistical significance for the Higgs boson signal enhanced if we apply a suitable requirement on the cluster transverse mass distributions [41] $M_T(\ell\ell, \cancel{E}_T)$ and $M_T(c\ell\ell, \cancel{E}_T)$. We have found that acceptance requirement on $M_{\tau\tau}$ and $M_{c\tau\tau}$ is much more effective than mass requirement on the cluster transverse masses. After the mass selection on the collinear invariant mass, the effects of additional requirements on the cluster transverse mass are negligible.

C. Centrality of Missing Transverse Energy

To further suppress the physics background, the authors of Refs. [37, 40] suggest the use of the centrality of the missing transverse energy (C_{MET})

$$C_{\text{MET}} = (x + y) / \sqrt{x^2 + y^2}, \quad (16)$$

with

$$x = \frac{\sin(\phi_{\text{MET}} - \phi_1)}{\sin(\phi_2 - \phi_1)}, y = \frac{\sin(\phi_2 - \phi_{\text{MET}})}{\sin(\phi_2 - \phi_1)}, \quad (17)$$

where $\phi_{1,2}$ are the azimuthal angles of the two leptons (e or μ) in the transverse plane, and ϕ_{MET} is the azimuthal angle of the transverse missing energy. Figure 2 shows the centrality C_{MET} for the FCNH signal from $t \rightarrow ch^0$ and the dominant background $t\bar{t}jj$. This is found to be less stringent than the requirement on the physical momentum fractions $0 < x_i < 1, i = 1, 2$, which leads to $C_{\text{MET}} > 1$.

III. THE PHYSICS BACKGROUND

The dominant background to the signal is from $t\bar{t}jj$, $j = q$ or g . Here both top quarks decay leptonically ($t \rightarrow b\ell\nu$) to the desired final state combination of leptons. This comprises more than 95% of the total background. The other dominant contribution is from $pp \rightarrow b\bar{b}jj\tau\tau \rightarrow bbjje^\pm\mu^\mp + \cancel{E}_T + X$ and $pp \rightarrow b\bar{b}jjW^+W^- \rightarrow bbjje^\pm\mu^\mp + \cancel{E}_T + X$ (without a $t\bar{t}$ contribution) as well as $t\bar{t}W^\pm$ and $t\bar{t}Z$. For all of the backgrounds, one b jet is selected while the other b jet is mis-identified as a light jet. Events with two b -jets having $p_T(b) > 20$ GeV and $|\eta(b)| < 2.5$ are vetoed [71, 72]. We calculate the cross section for each of the backgrounds separately using MADGRAPH and apply the same event selection procedure as for the signal. The irreducible background from $pp \rightarrow t\bar{t}Z + X$ and $pp \rightarrow t\bar{t}h^0 + X$ with the subsequent decay of $Z \rightarrow \tau^+\tau^-$ and $h^0 \rightarrow \tau^+\tau^-$ are negligible after all acceptance requirements and the two b veto are imposed.

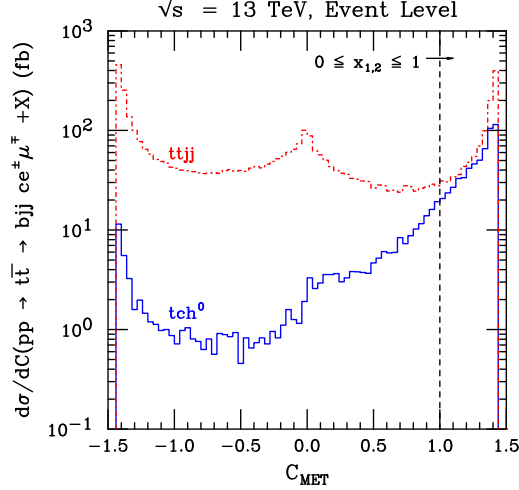


FIG. 2: Distribution for the centrality of missing transverse energy ($d\sigma/dC_{\text{MET}}$) for the FCNH signal from $t \rightarrow ch^0 \rightarrow \tau\tau \rightarrow e^\pm \mu^\mp + \cancel{E}_T$ (blue solid) at the LHC with $\sqrt{s} = 13$ TeV. Requiring the momentum fraction to be physical $0 \leq x_i \leq 1, i = 1, 2$, we effectively select $C_{\text{MET}} > 1$ that is the region on the right hand side of the vertical dash line. Also shown is the centrality distribution of the dominant physics background from $ttjj$ (red dotted dashed).

Process \ \sqrt{s}	13 TeV	14 TeV	27 TeV
$t\bar{t}W$	1.64	1.66	1.70
$t\bar{t}Z$	1.46	1.49	1.50

TABLE I: K-Factors at NLO for $t\bar{t}W$ and $t\bar{t}Z$ produced at the LHC.

We scale our backgrounds to NLO using K-factors of 1.8 for $t\bar{t} + 2j$, $b\bar{b}jj\tau\tau$, and $b\bar{b}jjW^+W^-$ for all energies i.e. $\sqrt{s} = 13, 14$, and 27 TeV. For $t\bar{t}W$ and $t\bar{t}Z$ we use the following K-factors calculated with MADGRAPH5-aMC-NLO.

After applying the event acceptance criteria, we reconstruct the invariant mass variables $M_{j_1j_2}$, $M_{bj_1j_2}$, $M_{\tau\tau}$, and $M_{c\tau\tau}$, as discussed in the previous section. In addition, the energy of the charm quark (E_c) in the rest frame of the top quark is reconstructed to discriminate the $t \rightarrow ch^0$ signal from background [32, 58]. For the flavor changing top decay of $t \rightarrow ch^0$, the E_c distribution exhibits a peak at the following value,

$$E_c^* = \frac{m_t}{2} \left[1 + \frac{m_c^2}{m_t^2} - \frac{m_h^2}{m_t^2} \right] \approx 41.43 \text{ GeV}. \quad (18)$$

Requiring $29 \text{ GeV} < E_c < 54 \text{ GeV}$, the background is significantly reduced while most of the signal is maintained. Figure 3 presents the energy distributions of the charm quark in the top quark rest frame.

From the invariant mass and the charm quark energy distributions at the parton and event levels, the following mass requirements are deduced

- (i) $|M(j_1, j_2) - m_W| \leq 0.20 \times m_W$ and $|M(b, j_1, j_2) - m_t| \leq 0.25 \times m_t$,
- (ii) $|M_{col}(\tau, \tau) - m_h| \leq 0.20 \times m_h$ and $|M_{col}(c, \tau, \tau) - m_t| \leq 0.25 \times m_t$,

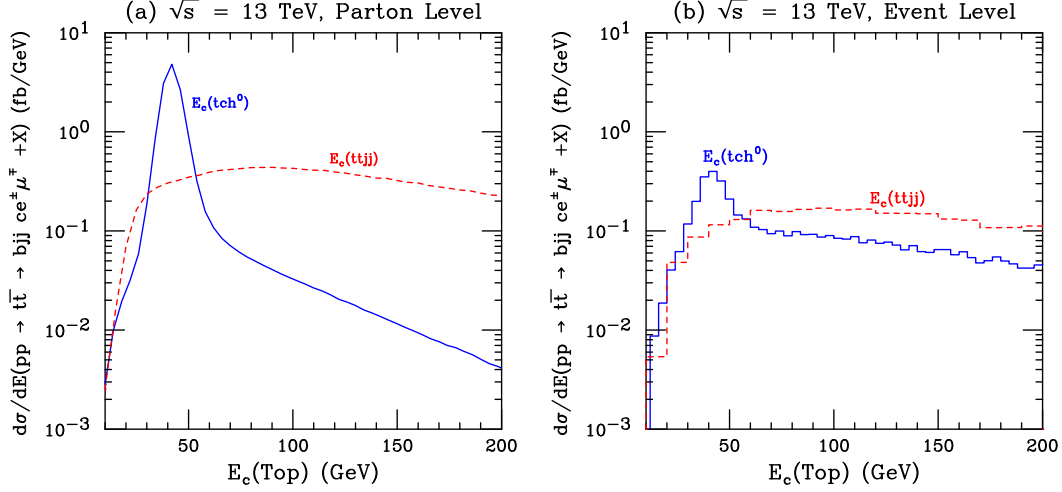


FIG. 3: Energy distribution for the charm quark ($d\sigma/dE_c$) in the top rest frame for the Higgs signal in pp collisions with $\sqrt{s} = 13$ TeV, from $t \rightarrow ch^0$ (blue solid) at (a) parton level, and (b) event level with detector simulations. Also shown is the charm quark energy distribution for the dominant background $ttjj$ (red dashed).

- (iii) $40 \text{ GeV} \leq M_T(\ell, \ell, \cancel{E}_T) \leq 140 \text{ GeV}$ and $80 \text{ GeV} \leq M_T(c, \ell, \ell, \cancel{E}_T) \leq 180 \text{ GeV}$, and
- (iv) $29 \text{ GeV} \leq E_c \leq 54 \text{ GeV}$.

These requirements are chosen to remove the physics background in a manner that maximizes the statistical significance of the FCNH signal.

IV. DISCOVERY POTENTIAL AT THE PARTON LEVEL

Applying all the selection criteria at parton level for $\sqrt{s} = 13, 14$ and 27 TeV, our signal cross sections for $\lambda_{tch} = 0.064$ are shown in Table II. The cross sections with $\lambda_{tch} = 0.01$ are also presented for a simple estimate to find the cross sections for other values of this FCNH Yukawa coupling. The cross sections for the backgrounds after applying the selection requirements are presented in Table III.

\sqrt{s} (TeV)	$\lambda_{tch} = 0.01$	$\lambda_{tch} = 0.064$
13	0.0096	0.39
14	0.012	0.46
27	0.043	1.72

TABLE II: Signal cross section in fb after all cuts, scaled with b-tagging = 0.7.

Figure 4 presents the estimated statistical significance (N_{SS}) as a function of $\lambda_{tch}/\sqrt{2}$ for the parton level analysis, where N_{SS} is calculated using [75],

$$N_{SS} = \sqrt{2 \times (N_S + N_B) \ln(1 + N_S/N_B) - 2 \times N_S}. \quad (19)$$

Here N_S and N_B are number of signal and background events, respectively.

\sqrt{s} (TeV)	$t\bar{t}jj$	$t\bar{t}jj(+\tau)$	$b\bar{b}jj\tau\tau$	$b\bar{b}jjWW$	$t\bar{t}jj(+\tau\tau)$	$t\bar{t}V$	Total
	one $t \rightarrow b\tau\nu$			$t\bar{t} \rightarrow b\bar{b}\tau^+\tau^-\nu\nu$			
13	0.45	0.21	0.021	3.2×10^{-4}	0.012	3.5×10^{-3}	0.68
14	0.52	0.25	0.025	3.8×10^{-4}	0.014	3.8×10^{-4}	0.8
27	1.96	0.9	0.074	1.3×10^{-3}	0.05	9.8×10^{-3}	2.99

TABLE III: Background cross sections in fb after applying the mass selection at the parton level.

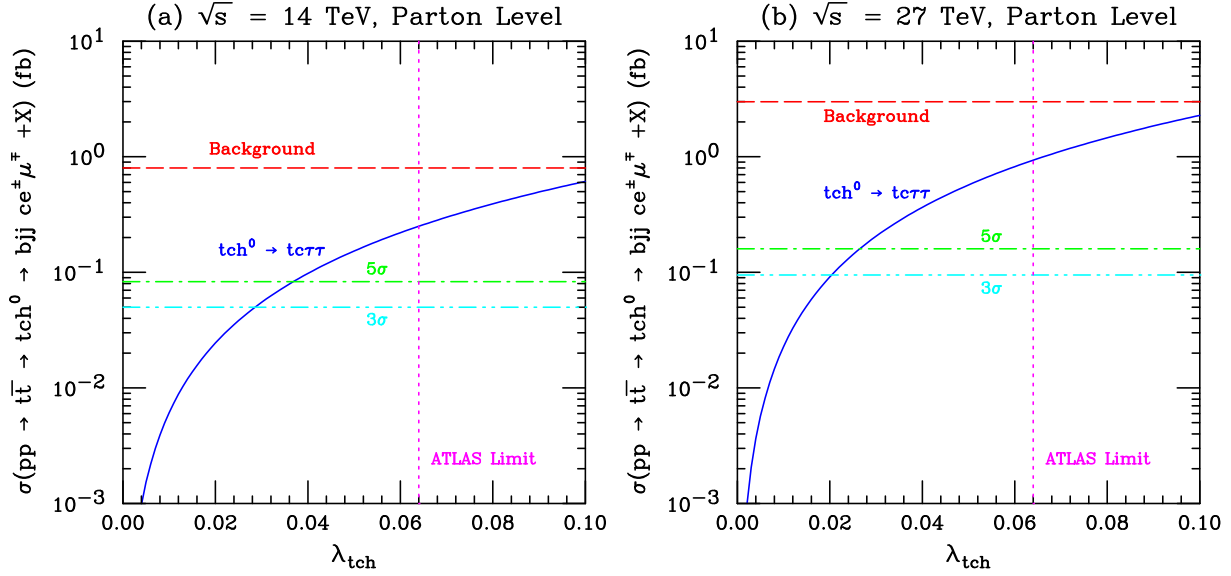


FIG. 4: Cross section of $pp \rightarrow tch^0 \rightarrow tc\tau\tau \rightarrow bj j ce^\pm \mu^\mp + \cancel{E}_T + X$ (blue solid) in fb as a function of λ_{tch} for $\sqrt{s} =$ (a) 14 TeV and (b) 27 TeV. Also shown are the cross section required for 3σ (cyan dotted dotted dashed) and 5σ (green dotted dashed) as well as the cross section of physics background (red dashed).

Table IV presents a comparison between this study and our previous study for $t \rightarrow ch^0 \rightarrow cWW^* \rightarrow ce^\pm \mu^\mp + \cancel{E}_T$ [41]. This analysis suggests that $h^0 \rightarrow \tau\tau$ is much cleaner, because the Higgs boson mass is fully reconstructed and the energy of the charm quark in the top quark rest frame improves the statistical significance using the optimized requirements.

\sqrt{s} (TeV)	$h^0 \rightarrow WW^*$	$h^0 \rightarrow \tau^+\tau^-$
13	0.060	0.033
14	0.057	0.031
27	0.041	0.023

TABLE IV: Minimum λ_{tch} at $\mathcal{L} = 3000 \text{ fb}^{-1}$ for 5σ .

Figure 5 presents the 5σ discovery reach at the LHC for (a) $\sqrt{s} = 14 \text{ TeV}$ and (b) $\sqrt{s} = 27 \text{ TeV}$ at the parton level in the $[\cos(\beta - \alpha), \tilde{\rho}_{tc}]$ plane. We have chosen $\mathcal{L} = 300$ and 3000 fb^{-1} . It is clear that the high energy LHC at $\sqrt{s} = 27 \text{ TeV}$ with a high luminosity $L = 3000 \text{ fb}^{-1}$ significantly improves the discovery potential of $t \rightarrow ch^0$ for $\lambda_{tch} \geq 0.038$.

beyond the current ATLAS limit [40] $\lambda_{tch} = 0.064$.

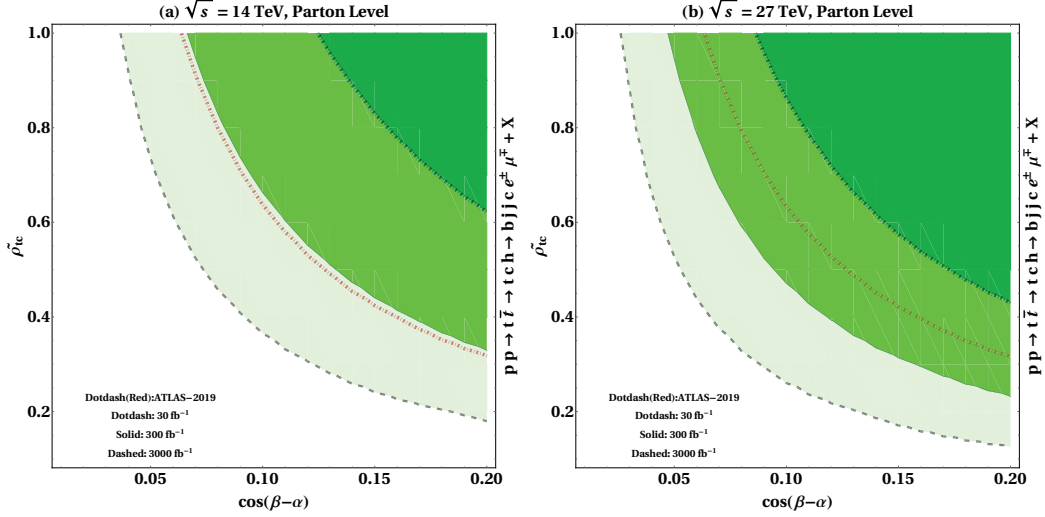


FIG. 5: The parton level 5σ discovery contours at the LHC in the $[\cos(\beta - \alpha), \tilde{\rho}_{tc}]$ plane for (a) $\sqrt{s} = 14$ TeV and (b) $\sqrt{s} = 27$ TeV with $L = 30 fb^{-1}$ (dark green dotted dashed), $300 fb^{-1}$ (medium green solid) and $L = 3000 fb^{-1}$ (light green dashed) Also shown is the current limit on $\lambda_{tch} = \tilde{\rho}_{tc} \cos(\beta - \alpha)$ (red dotted dashed) set by ATLAS [40].

V. EVENT LEVEL ANALYSIS WITH BOOSTED DECISION TREES

In this section, we present the event level analysis using the event generator PYTHIA 8 [54] and the detector simulation program DELPHES [55]. From this analysis, the cross sections for the FCNH signal and the backgrounds are shown in Table V after applying the selection requirements.

Process	Cross-section
$t\bar{t}jj$	1.30
$b\bar{b}jj\tau\tau$	0.07
$t\bar{t}W$	0.008
$t\bar{t}Z$	0.001
$t\bar{t}h^0$	0.0002
$b\bar{b}jjWW$	0.001
Total Background	≈ 1.4
Signal($\lambda_{tch} = 0.01$)	0.00098
Signal($\lambda_{tch} = 0.064$)	0.040

TABLE V: Event level cross section of signal and backgrounds in fb at the LHC with $\sqrt{s} = 13$ TeV and all selection requirements.

For the event level analysis, the mass resolutions are worse than at the parton level. Therefore, the mass selection window is relaxed and the selected events are used to train

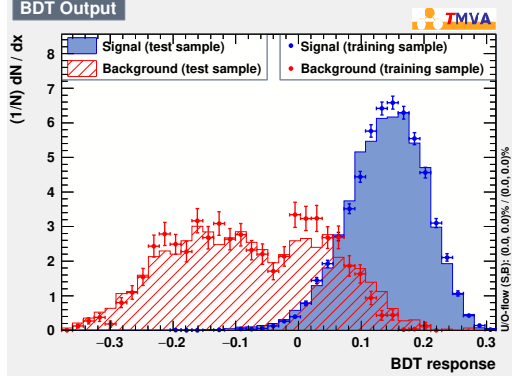


FIG. 6: The BDT response for the signal of $t \rightarrow ch^0$ and the physics background at the event level.

and test the boosted decision trees (BDT) classifier to increase the background rejection relative to signal acceptance. The ROOT [73] TMVA [74] package is used to perform the signal and background classification. We apply the following requirements on the sample

- (i) $65 \text{ GeV} \leq M(j_1, j_2) \leq 100 \text{ GeV}$,
- (ii) $40 \text{ GeV} \leq M_T(\ell, \ell) \leq 300 \text{ GeV}$,
- (iii) $M_{col}(\tau, \tau) \leq 200 \text{ GeV}$ and $M_{col}(c, \tau, \tau) \leq 300 \text{ GeV}$, and
- (iv) $20 \text{ GeV} \leq E_c \leq 70 \text{ GeV}$,

and then process it through the BDT, which contains 1000 trees at a depth of 5. The BDT response is shown in Fig 6. The BDT is employed to optimize the selection requirements and improve the statistical significance.

Event selection using the BDT classifier improves the statistical significance of the analysis relative to using an event based selection on kinematic and acceptance variables only. Table VI shows that the BDT analysis improves the statistical significance by more than a factor of two.

\sqrt{s} (TeV)	Cut-Based	BDT
13	1.2	2.7
14	1.3	3.2
27	2.2	5.5

TABLE VI: A comparison of the statistical significance at $\lambda_{tch} \approx 0.064$ and $\mathcal{L} = 3000 \text{ fb}^{-1}$ between a kinematic variable selection analysis (Cut-Based) and BDT analysis.

Table VII presents the 95% confidence level limits on λ_{tch} at $\sqrt{s} = 13, 14$ and 27 TeV using an integrated $\mathcal{L} = 300$ and 3000 fb^{-1} . In addition, the minimum λ_{tch} for 5σ discovery at the LHC is presented in Table VIII. We conclude that it will be difficult to discover this channel at 13 and 14 TeV colliders in this channel, but a 27 TeV high energy collider holds promise for this signature.

Figure 7 presents the 5σ discovery reach at the LHC for (a) $\sqrt{s} = 14 \text{ TeV}$ and (b) $\sqrt{s} = 27 \text{ TeV}$ at the event level in the $[\cos(\beta - \alpha), \tilde{\rho}_{tc}]$ plane. We have chosen $\mathcal{L} = 300$ and

\sqrt{s} (TeV)	$\mathcal{L} = 300 fb^{-1}$	$\mathcal{L} = 3000 fb^{-1}$
13	0.099	0.055
14	0.092	0.051
27	0.068	0.038

TABLE VII: 95 % C.L Limits on λ_{tch} at different collider energies and integrated luminosities.

\sqrt{s} (TeV)	$\mathcal{L} = 300 fb^{-1}$	$\mathcal{L} = 3000 fb^{-1}$
13	0.21	0.088
14	0.16	0.082
27	0.11	0.061

TABLE VIII: Minimal λ_{tch} for 5σ discovery at different collider energies and integrated luminosities.

3000 fb⁻¹. It is clear that the high energy LHC at $\sqrt{s} = 27$ TeV with a high luminosity $L = 3000$ fb⁻¹ significantly improves the discovery potential of $t \rightarrow ch^0$ beyond the current ATLAS limit [40] $\lambda_{tch} = 0.064$.

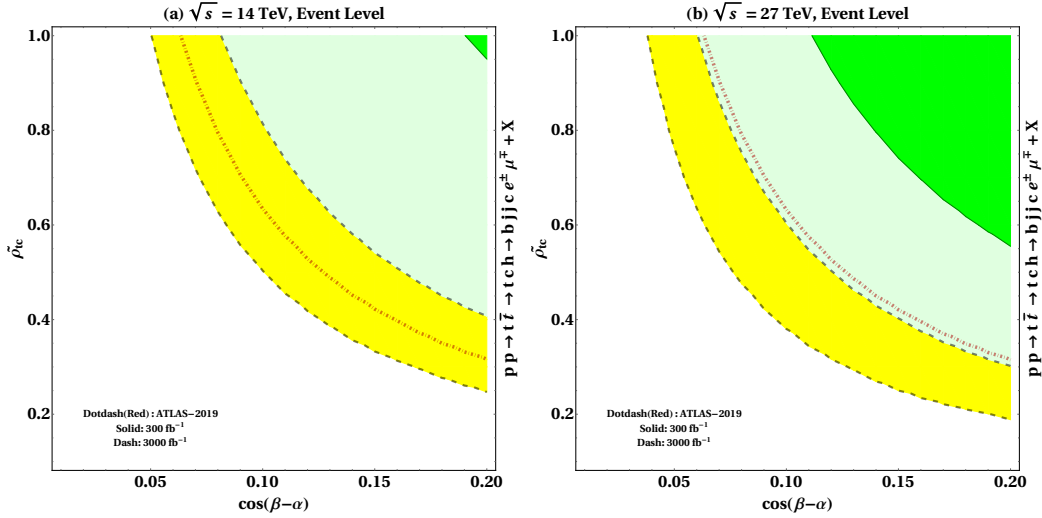


FIG. 7: The event level 5σ discovery contours at the LHC in the $[\cos(\beta - \alpha), \tilde{\rho}_{tc}]$ plane for (a) $\sqrt{s} = 14$ TeV and (b) $\sqrt{s} = 27$ TeV with $300 fb^{-1}$ (medium green solid) and $L = 3000 fb^{-1}$ (light green dashed), as well as the event level discovery contours and 3σ contour (yellow dashed) Also shown is the current limit on $\lambda_{tch} = \tilde{\rho}_{tc} \cos(\beta - \alpha)$ (red dotted dashed) set by ATLAS [40].

We have illustrated the improvement in statistical significance achieved by using a boosted decision trees classifier relative to a cut based analysis. To avoid overtraining the BDT due to low statistics in the event level analysis, the more restrictive parton level invariant mass requirements are relaxed. We then rely on the BDT to optimize the selections on the kinematic variables. Our goal is to improve the significance by using the BDT to set the requirements on the invariant masses and the charm-quark energy, which is a strong signal to background discriminant. We encourage our experimental colleagues to include the charm-quark energy as an effective discriminant to further improve the potential of detecting this FCNH signature at the the LHC.

VI. CONCLUSIONS

Many beyond the Standard Model theories contain tree-level contributions to FCNH interactions, especially for the third generation fermions. These contributions arise naturally in models with additional Higgs doublets, such as the special two Higgs doublet model for the top quark (T2HDM) [77], or a general 2HDM [45, 46]. In the decoupling [50] or the alignment limits [51, 52], the light Higgs boson (h^0) resembles the standard model Higgs boson with a mass less than the top quark. This could engender the rare decay $t \rightarrow ch^0$.

We investigated the prospects for such a discovery at the LHC, focusing on the $t\bar{t}$ production channel and their subsequent decay, where one decays hadronically and the other through the FCNH mode. The primary background for this signal is $t\bar{t}jj$ with both top quarks decaying leptonically. This background contains one b jet mis-identified as a c jet, and two additional light jets, along with two leptons and missing transverse energy. Taking advantage of the available kinematic information, the h^0 and top quark masses in the signal can be reconstructed and much of the background rejected.

Based on our parton level analysis, we find that the LHC at $\sqrt{s} = 14$ TeV, with $\mathcal{L} = 3000 \text{ fb}^{-1}$, can probe to as low as $\mathcal{B}(t \rightarrow ch^0) \approx 2.5 \times 10^{-4}$ with $\lambda_{tch} \approx 0.033$. At $\sqrt{s} = 27$ TeV, the reach is $\mathcal{B}(t \rightarrow ch^0) \approx 1.4 \times 10^{-4}$ with $\lambda_{tch} \approx 0.023$. The event level analysis implies that there are technical challenges to reach the discovery potential of the parton level analysis, especially, improving efficiencies and mass reconstruction with high precision for final states with missing transverse energy from neutrinos.

In summary, we have made several significant contributions to search for charming top decays with an associated Higgs boson:

- (i) The $t \rightarrow ch^0 \rightarrow \tau^+\tau^- \rightarrow ce^\pm\mu^\mp$ has not been previously investigated as a dedicated discovery channel.
- (ii) We demonstrate the effectiveness of reconstructing the Higgs boson and the top quark masses by applying the collinear approximation to the tau decays.
- (iii) We show that the requirement on the momentum fractions $0 \leq x_i \leq 1, i = 1, 2$ is more effective at removing background and improving the significance than the requirement on centrality ($C_{\text{MET}} > 0$).
- (iv) Our requirement on the energy of the charm quark (E_c) in the top quark rest frame significantly reduces the background and improves the significance.
- (v) We have performed the first investigation of the discovery potential of $t \rightarrow ch^0 \rightarrow \tau^+\tau^- \rightarrow ce^\pm\mu^\mp$ for a high energy pp collider at $\sqrt{s} = 27$ TeV.

There are two useful features in the $\tau^+\tau^-$ channel: (a) the reconstruction of M_h and m_t invariant masses applying the collinear approximation, and (b) the selection requirement on the charm quark energy in the top quark rest frame for reducing the physics background. This leads to the $\tau^+\tau^-$ discovery channel having a better reach in λ_{tch} by a factor of approximately two over the W^+W^- channel.

We look forward to being guided by new experimental results as we explore the interesting physics of EWSB and FCNH. While the properties of the Higgs boson undergo scrutiny as data is accumulated, dedicated FCNH searches for $t \rightarrow ch^0$ and $\phi^0 \rightarrow t\bar{c} + \bar{t}c, \phi^0 = H^0, A^0$ should be undertaken for the upcoming high luminosity LHC and future high energy pp colliders.

Acknowledgments

C.K. thanks George Hou and the High Energy Physics Group at National Taiwan University for excellent hospitality, where part of the research was completed. This research was supported in part by the U.S. Department of Energy.

-
- [1] G. Aad *et al.* [ATLAS], Phys. Lett. B **716**, 1-29 (2012) doi:10.1016/j.physletb.2012.08.020 [arXiv:1207.7214 [hep-ex]].
 - [2] S. Chatrchyan *et al.* [CMS], Phys. Lett. B **716**, 30-61 (2012) doi:10.1016/j.physletb.2012.08.021 [arXiv:1207.7235 [hep-ex]].
 - [3] A. M. Sirunyan *et al.* [CMS], Phys. Rev. Lett. **125**, no.6, 061801 (2020) doi:10.1103/PhysRevLett.125.061801 [arXiv:2003.10866 [hep-ex]].
 - [4] G. Aad *et al.* [ATLAS], Phys. Rev. Lett. **125**, no.5, 051801 (2020) doi:10.1103/PhysRevLett.125.051801 [arXiv:2002.12223 [hep-ex]].
 - [5] A. M. Sirunyan *et al.* [CMS], Phys. Lett. B **805**, 135425 (2020) doi:10.1016/j.physletb.2020.135425 [arXiv:2002.06398 [hep-ex]].
 - [6] G. Aad *et al.* [ATLAS], JHEP **07**, 108 (2020) doi:10.1007/JHEP07(2020)108 [arXiv:2001.05178 [hep-ex]].
 - [7] A. D. Sakharov, Sov. Phys. Usp. **34**, no.5, 392-393 (1991) doi:10.1070/PU1991v034n05ABEH002497
 - [8] G. W. Bennett *et al.* [Muon g-2], Phys. Rev. D **73**, 072003 (2006) doi:10.1103/PhysRevD.73.072003 [arXiv:hep-ex/0602035 [hep-ex]].
 - [9] B. Abi *et al.* [Muon g-2], Phys. Rev. Lett. **126**, no.14, 141801 (2021) doi:10.1103/PhysRevLett.126.141801 [arXiv:2104.03281 [hep-ex]].
 - [10] S. Borsanyi, Z. Fodor, J. N. Guenther, C. Hoelbling, S. D. Katz, L. Lellouch, T. Lippert, K. Miura, L. Parato and K. K. Szabo, *et al.* Nature (2021) doi:10.1038/s41586-021-03418-1 [arXiv:2002.12347 [hep-lat]].
 - [11] T. Aoyama, N. Asmussen, M. Benayoun, J. Bijnens, T. Blum, M. Bruno, I. Caprini, C. M. Carloni Calame, M. Cè and G. Colangelo, *et al.* Phys. Rept. **887**, 1-166 (2020) doi:10.1016/j.physrep.2020.07.006 [arXiv:2006.04822 [hep-ph]].
 - [12] P. A. Zyla *et al.* [Particle Data Group], PTEP **2020**, no.8, 083C01 (2020) doi:10.1093/ptep/ptaa104
 - [13] J. P. Lees *et al.* [BaBar], Phys. Rev. D **88**, no.7, 072012 (2013) doi:10.1103/PhysRevD.88.072012 [arXiv:1303.0571 [hep-ex]].
 - [14] M. Huschle *et al.* [Belle], Phys. Rev. D **92**, no.7, 072014 (2015) doi:10.1103/PhysRevD.92.072014 [arXiv:1507.03233 [hep-ex]].
 - [15] R. Aaij *et al.* [LHCb], Phys. Rev. Lett. **115**, no.11, 111803 (2015) [erratum: Phys. Rev. Lett. **115**, no.15, 159901 (2015)] doi:10.1103/PhysRevLett.115.111803 [arXiv:1506.08614 [hep-ex]].
 - [16] R. Aaij *et al.* [LHCb], JHEP **08**, 055 (2017) doi:10.1007/JHEP08(2017)055 [arXiv:1705.05802 [hep-ex]].
 - [17] A. M. Sirunyan *et al.* [CMS], Phys. Lett. B **781**, 517-541 (2018) doi:10.1016/j.physletb.2018.04.030 [arXiv:1710.02846 [hep-ex]].
 - [18] A. Crivellin, C. Greub and A. Kokulu, Phys. Rev. D **86**, 054014 (2012) doi:10.1103/PhysRevD.86.054014 [arXiv:1206.2634 [hep-ph]].

- [19] S. Weinberg, Phys. Rev. D **42**, 860-866 (1990) doi:10.1103/PhysRevD.42.860
- [20] K. Fuyuto, W. S. Hou and E. Senaha, Phys. Lett. B **776**, 402-406 (2018) doi:10.1016/j.physletb.2017.11.073 [arXiv:1705.05034 [hep-ph]].
- [21] W. S. Hou, Phys. Lett. B **296**, 179-184 (1992) doi:10.1016/0370-2693(92)90823-M
- [22] B. Altunkaynak, W. S. Hou, C. Kao, M. Kohda and B. McCoy, Phys. Lett. B **751**, 135-142 (2015) doi:10.1016/j.physletb.2015.10.024 [arXiv:1506.00651 [hep-ph]].
- [23] M. A. Arroyo-Ureña, A. Fernández-Téllez and G. Tavares-Velasco, inosity large hadron collider,” [arXiv:1906.07821 [hep-ph]].
- [24] V. Khachatryan *et al.* [CMS], Phys. Lett. B **749**, 337-362 (2015) doi:10.1016/j.physletb.2015.07.053 [arXiv:1502.07400 [hep-ex]].
- [25] G. Aad *et al.* [ATLAS], Eur. Phys. J. C **77**, no.2, 70 (2017) doi:10.1140/epjc/s10052-017-4624-0 [arXiv:1604.07730 [hep-ex]].
- [26] A. M. Sirunyan *et al.* [CMS], JHEP **06**, 001 (2018) doi:10.1007/JHEP06(2018)001 [arXiv:1712.07173 [hep-ex]].
- [27] A. M. Sirunyan *et al.* [CMS], JHEP **03**, 103 (2020) doi:10.1007/JHEP03(2020)103 [arXiv:1911.10267 [hep-ex]].
- [28] J. A. Aguilar-Saavedra, Acta Phys. Polon. B **35**, 2695-2710 (2004) [arXiv:hep-ph/0409342 [hep-ph]].
- [29] B. Mele, S. Petrarca and A. Soddu, Phys. Lett. B **435**, 401-406 (1998) doi:10.1016/S0370-2693(98)00822-3 [arXiv:hep-ph/9805498 [hep-ph]].
- [30] G. Eilam, J. L. Hewett and A. Soni, Phys. Rev. D **44**, 1473-1484 (1991) [erratum: Phys. Rev. D **59**, 039901 (1999)] doi:10.1103/PhysRevD.44.1473
- [31] J. A. Aguilar-Saavedra and G. C. Branco, Phys. Lett. B **495**, 347-356 (2000) doi:10.1016/S0370-2693(00)01259-4 [arXiv:hep-ph/0004190 [hep-ph]].
- [32] C. Kao, H. Y. Cheng, W. S. Hou and J. Sayre, Phys. Lett. B **716**, 225-230 (2012) doi:10.1016/j.physletb.2012.08.032 [arXiv:1112.1707 [hep-ph]].
- [33] K. F. Chen, W. S. Hou, C. Kao and M. Kohda, Phys. Lett. B **725**, 378-381 (2013) doi:10.1016/j.physletb.2013.07.060 [arXiv:1304.8037 [hep-ph]].
- [34] D. Atwood, S. K. Gupta and A. Soni, JHEP **10**, 057 (2014) doi:10.1007/JHEP10(2014)057 [arXiv:1305.2427 [hep-ph]].
- [35] V. Khachatryan *et al.* [CMS], Phys. Rev. D **90**, 112013 (2014) doi:10.1103/PhysRevD.90.112013 [arXiv:1410.2751 [hep-ex]].
- [36] G. Durieux, F. Maltoni and C. Zhang, Phys. Rev. D **91**, no.7, 074017 (2015) doi:10.1103/PhysRevD.91.074017 [arXiv:1412.7166 [hep-ph]].
- [37] X. Chen and L. Xia, Phys. Rev. D **93**, no.11, 113010 (2016) doi:10.1103/PhysRevD.93.113010 [arXiv:1509.08149 [hep-ph]].
- [38] V. Khachatryan *et al.* [CMS], JHEP **02**, 079 (2017) doi:10.1007/JHEP02(2017)079 [arXiv:1610.04857 [hep-ex]].
- [39] A. Papaefstathiou and G. Tetlalmatzi-Xolocotzi, Eur. Phys. J. C **78**, no.3, 214 (2018) doi:10.1140/epjc/s10052-018-5701-8 [arXiv:1712.06332 [hep-ph]].
- [40] M. Aaboud *et al.* [ATLAS], JHEP **05**, 123 (2019) doi:10.1007/JHEP05(2019)123 [arXiv:1812.11568 [hep-ex]].
- [41] R. Jain and C. Kao, Phys. Rev. D **99**, no.5, 055036 (2019) doi:10.1103/PhysRevD.99.055036 [arXiv:1901.00157 [hep-ph]].
- [42] M. A. Arroyo-Ureña, R. Gaitán-Lozano, E. A. Herrera-Chacón, J. H. Montes de Oca Y. and T. A. Valencia-Pérez, JHEP **07**, 041 (2019) doi:10.1007/JHEP07(2019)041 [arXiv:1903.02718]

- [hep-ph]].
- [43] N. Castro, M. Chala, A. Peixoto and M. Ramos, *JHEP* **10**, 038 (2020) doi:10.1007/JHEP10(2020)038 [arXiv:2005.09594 [hep-ph]].
 - [44] Y. J. Zhang and J. F. Shen, *Eur. Phys. J. C* **80**, no.9, 811 (2020) doi:10.1140/epjc/s10052-020-8374-z
 - [45] S. Davidson and H. E. Haber, *Phys. Rev. D* **72**, 035004 (2005) [erratum: *Phys. Rev. D* **72**, 099902 (2005)] doi:10.1103/PhysRevD.72.099902 [arXiv:hep-ph/0504050 [hep-ph]].
 - [46] F. Mahmoudi and O. Stal, *Phys. Rev. D* **81**, 035016 (2010) doi:10.1103/PhysRevD.81.035016 [arXiv:0907.1791 [hep-ph]].
 - [47] J. F. Gunion, H. E. Haber, G. L. Kane and S. Dawson, *The Higgs Hunter's Guide*, (Addison-Wesley, Redwood City, 1990) ISBN 978-0201509359.
 - [48] A. M. Sirunyan *et al.* [CMS], *Eur. Phys. J. C* **79**, no.5, 421 (2019) doi:10.1140/epjc/s10052-019-6909-y [arXiv:1809.10733 [hep-ex]].
 - [49] G. Aad *et al.* [ATLAS], *Phys. Rev. D* **101**, no.1, 012002 (2020) doi:10.1103/PhysRevD.101.012002 [arXiv:1909.02845 [hep-ex]].
 - [50] J. F. Gunion and H. E. Haber, *Phys. Rev. D* **67**, 075019 (2003) doi:10.1103/PhysRevD.67.075019 [arXiv:hep-ph/0207010 [hep-ph]].
 - [51] N. Craig, J. Galloway and S. Thomas, [arXiv:1305.2424 [hep-ph]].
 - [52] M. Carena, I. Low, N. R. Shah and C. E. M. Wagner, *JHEP* **04**, 015 (2014) doi:10.1007/JHEP04(2014)015 [arXiv:1310.2248 [hep-ph]].
 - [53] ATLAS Collaboration, ATL-PHYS-PUB-2013-012.
 - [54] T. Sjöstrand, S. Ask, J. R. Christiansen, R. Corke, N. Desai, P. Ilten, S. Mrenna, S. Prestel, C. O. Rasmussen and P. Z. Skands, *Comput. Phys. Commun.* **191**, 159-177 (2015) doi:10.1016/j.cpc.2015.01.024 [arXiv:1410.3012 [hep-ph]].
 - [55] J. de Favereau *et al.* [DELPHES 3], *JHEP* **02**, 057 (2014) doi:10.1007/JHEP02(2014)057 [arXiv:1307.6346 [hep-ex]].
 - [56] T. P. Cheng and M. Sher, *Phys. Rev. D* **35**, 3484 (1987) doi:10.1103/PhysRevD.35.3484
 - [57] K. Hagiwara, A. D. Martin and D. Zeppenfeld, *Phys. Lett. B* **235**, 198-202 (1990) doi:10.1016/0370-2693(90)90120-U
 - [58] T. Han, J. Jiang and M. Sher, *Phys. Lett. B* **516**, 337-344 (2001) doi:10.1016/S0370-2693(01)00949-2 [arXiv:hep-ph/0106277 [hep-ph]].
 - [59] J. Alwall, M. Herquet, F. Maltoni, O. Mattelaer and T. Stelzer, *JHEP* **06**, 128 (2011) doi:10.1007/JHEP06(2011)128 [arXiv:1106.0522 [hep-ph]].
 - [60] S. Dulat, T. J. Hou, J. Gao, M. Guzzi, J. Huston, P. Nadolsky, J. Pumplin, C. Schmidt, D. Stump and C. P. Yuan, *Phys. Rev. D* **93**, no.3, 033006 (2016) doi:10.1103/PhysRevD.93.033006 [arXiv:1506.07443 [hep-ph]].
 - [61] M. Czakon and A. Mitov, *Comput. Phys. Commun.* **185**, 2930 (2014) doi:10.1016/j.cpc.2014.06.021 [arXiv:1112.5675 [hep-ph]].
 - [62] K. Hagiwara, T. Li, K. Mawatari and J. Nakamura, *Eur. Phys. J. C* **73**, 2489 (2013) doi:10.1140/epjc/s10052-013-2489-4 [arXiv:1212.6247 [hep-ph]].
 - [63] S. Hoeche, F. Krauss, N. Lavesson, L. Lonnblad, M. Mangano, A. Schalicke and S. Schumann, doi:10.5170/CERN-2005-014.288 [arXiv:hep-ph/0602031 [hep-ph]].
 - [64] G. Aad *et al.* [ATLAS], *Eur. Phys. J. C* **79**, no.11, 970 (2019) doi:10.1140/epjc/s10052-019-7450-8 [arXiv:1907.05120 [hep-ex]].
 - [65] G. Aad *et al.* [ATLAS], *JHEP* **11**, 150 (2019) doi:10.1007/JHEP11(2019)150 [arXiv:1905.02302 [hep-ex]].

- [66] R. K. Ellis, I. Hinchliffe, M. Soldate and J. J. van der Bij, Nucl. Phys. B **297**, 221-243 (1988) doi:10.1016/0550-3213(88)90019-3
- [67] D. L. Rainwater, D. Zeppenfeld and K. Hagiwara, Phys. Rev. D **59**, 014037 (1998) doi:10.1103/PhysRevD.59.014037 [arXiv:hep-ph/9808468 [hep-ph]].
- [68] T. Plehn, D. L. Rainwater and D. Zeppenfeld, Phys. Rev. D **61**, 093005 (2000) doi:10.1103/PhysRevD.61.093005 [arXiv:hep-ph/9911385 [hep-ph]].
- [69] M. Aaboud *et al.* [ATLAS], Phys. Rev. D **99**, 072001 (2019) doi:10.1103/PhysRevD.99.072001 [arXiv:1811.08856 [hep-ex]].
- [70] V. D. Barger and R. J. N. Phillips, *COLLIDER PHYSICS*, (Addison-Wesley, Redwood City, 1987) ISBN 978-0201058765.
- [71] M. Aaboud *et al.* [ATLAS], Eur. Phys. J. C **78**, no.3, 186 (2018) doi:10.1140/epjc/s10052-018-5649-8 [arXiv:1712.01602 [hep-ex]].
- [72] A. M. Sirunyan *et al.* [CMS], JHEP **10**, 117 (2018) doi:10.1007/JHEP10(2018)117 [arXiv:1805.07399 [hep-ex]].
- [73] R. Brun and F. Rademakers, Nucl. Instrum. Meth. A **389**, 81-86 (1997) doi:10.1016/S0168-9002(97)00048-X
- [74] A. Hocker, P. Speckmayer, J. Stelzer, J. Therhaag, E. von Toerne, H. Voss, M. Backes, T. Carli, O. Cohen and A. Christov, *et al.* [arXiv:physics/0703039 [physics.data-an]].
- [75] N. Kumar and S. P. Martin, Phys. Rev. D **92**, no.11, 115018 (2015) doi:10.1103/PhysRevD.92.115018 [arXiv:1510.03456 [hep-ph]].
- [76] M. Aaboud *et al.* [ATLAS], Phys. Rev. D **98**, no.3, 032002 (2018) doi:10.1103/PhysRevD.98.032002 [arXiv:1805.03483 [hep-ex]].
- [77] A. K. Das and C. Kao, Phys. Lett. B **372**, 106-112 (1996) doi:10.1016/0370-2693(96)00031-7 [arXiv:hep-ph/9511329 [hep-ph]].