

Writing and deleting skyrmions with electric fields in a multiferroic heterostructure

Chao-Kai Li, Xu-Ping Yao, and Gang Chen*

Department of Physics and HKU-UCAS Joint Institute for Theoretical and Computational Physics at Hong Kong, The University of Hong Kong, Hong Kong, China

(Dated: April 2, 2021)

Magnetic skyrmions are topological spin textures that can be used as information carriers for the next-generation information storage and processing. The electric-field controlling of skyrmions in such devices is essential but remains technologically challenging. Here, using the first-principle calculation and the Ginzburg-Landau theory, we propose a reliable process for writing and deleting skyrmions by electric fields, on the platform of a multiferroic heterostructure, particularly the $\text{Cr}_2\text{Ge}_2\text{Te}_6/\text{In}_2\text{Se}_3$ heterostructure. We show that the electric field controls the electric polarization and indirectly influences the antisymmetric Dzyaloshinskii-Moriya interaction (DMI) between the magnetic moments. The latter is responsible for the generation and removal of the skyrmion spin textures, and we study this mechanism by the Ginzburg-Landau analysis. We discuss the real-space Berry curvature, topological Hall effects, possible quantum anomalous Hall effect, and other competing magnetic structures. These results represent examples of quantum technology and may have potential applications in future skyrmionics and the device fabrication.

Introduction.—In recent years, magnetic skyrmions have attracted much attention due to the spin textures and potential applications in the next-generation information storage and processing devices. Magnetic skyrmions are vortexlike topological objects in magnetic systems [1–7]. There has been a significant experimental evidence for their existence in condensed matter systems [8–12]. Each skyrmion is characterized by a topological invariant called the skyrmion number, which is an integer related to the homotopy mapping from the vector spin space to the real space and quantifies the winding of its spin configuration. Because of its topological nature, a continuous deformation of the spin configuration cannot vary the skyrmion number. Thus, magnetic skyrmions are rather robust objects that are topologically protected against environmental disturbance, and can be utilized as information carriers in future devices like the skyrmion-based racetrack memory [13].

In the potential devices, it is crucial to be able to write and delete the skyrmions. It was experimentally demonstrated that skyrmions can be created and destroyed by the tunneling current [14] or the electric field [15] of a scanning tunneling microscope (STM) tip, with the latter still involving a tunneling current. Another promising way is to control the skyrmions in the multiferroic insulators by electric fields via the electromagnetic coupling [16–19]. This has the advantage of avoiding the inevitable energy dissipation in the current injection methods, and the spatial position of the skyrmion is less perturbed, which is better for a write unit [15]. However, the single-phase multiferroic materials are rare because ferromagnetism (ferroelectricity) arises from partially filled (empty) d shells of transition metal ions [20].

Since the discovery of graphene [21], technical advances have made feasible the fabrication of heterostructures from different van der Waals (vdW) materials [22] and provide rich degrees of freedom to form multifunctional materials. One crucial ingredient for skyrmions is the antisymmetric exchange interaction, known as Dzyaloshinskii-Moriya interaction (DMI) [23, 24] that originates from the spin-orbit cou-

pling (SOC). DMI can only exist in systems without the inversion symmetry. Inversion symmetry breaking is an obvious property of a heterostructure; hence, there is usually a finite DMI for the magnetic interaction. Moreover, in 3D systems, the skyrmion lattice phase is usually restricted to a narrow region of temperature and external magnetic field. Only with the help of thermal fluctuations can the skyrmion lattice phase be stabilized against the competing conical phase [8]. In contrast, in 2D systems, the competing conical phase is absent for a perpendicular applied magnetic field, bringing about a much more robust skyrmion lattice phase that survives over a wide range of the phase diagram [9, 12, 25]. For these reasons, vdW heterostructures provide a versatile and natural platform for the exploration and application of magnetic skyrmions.

In this work, we study an electric controllable skyrmion lattice phase in the multiferroic vdW heterostructure made of ferromagnetic $\text{Cr}_2\text{Ge}_2\text{Te}_6$ and ferroelectric In_2Se_3 . This is particularly inspired by an interesting recent work [27] by Gong *et al.*, which proposed that this heterostructure can realize a switchable ferromagnet through the control of the electric polarization of In_2Se_3 . By means of first-principles calculations, we find the existence of nonvanishing DMIs be-

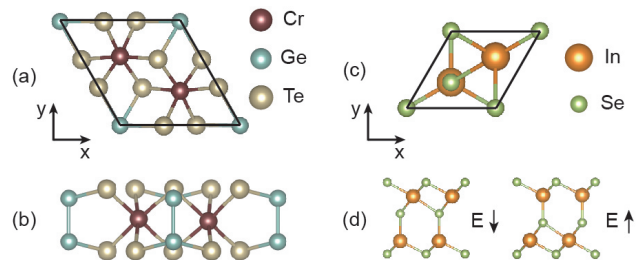


Fig. 1. (Color online.) (a) Top view of monolayer $\text{Cr}_2\text{Ge}_2\text{Te}_6$. (b) Side view of monolayer $\text{Cr}_2\text{Ge}_2\text{Te}_6$. (c) Top view of monolayer In_2Se_3 . (d) Side view of monolayer In_2Se_3 . The left and right panels show the structures with down and up electric polarization, respectively. Crystal structures are drawn by VESTA [26].

tween the nearest-neighbor Cr^{3+} spins. The theoretical analysis based on the Ginzburg-Landau theory further predicts that in an appropriate external magnetic field, the skyrmion lattice phase is more stable than the ferromagnetic phase. More substantially, with the switch of the direction of electric polarization of In_2Se_3 , the strength of the DMI undergoes a change so significant that the magnetic structure of $\text{Cr}_2\text{Ge}_2\text{Te}_6$ will switch between the topologically distinct skyrmion lattice and the ferromagnetic phase. This electric-field-controlled writing and deleting process of skyrmions should have potential applications in future skyrmionics devices.

Bulk $\text{Cr}_2\text{Ge}_2\text{Te}_6$ is a layered material with the space group $R\bar{3}$ [28]. Below 61 K, it develops a ferromagnetic order with Cr^{3+} moments aligned in the c axis. The long-range magnetic order has proved to survive in the 2D limit with an easy-axis anisotropy to counteract the thermal fluctuations [29]. The structure of monolayer $\text{Cr}_2\text{Ge}_2\text{Te}_6$ is shown in Figs. 1(a) and 1(b). The magnetic Cr^{3+} ions arrange in a honeycomb lattice, as shown in Fig. 2(c), with each lattice site as a center of C_3 rotational symmetry. Every nearest-neighbor Cr^{3+} ions are related by the inversion symmetry. Thus, the nearest-neighbor DMI is forbidden. To introduce nonvanishing DMIs, the inversion symmetry has to be broken. This is naturally achieved by manufacturing a heterostructure.

Bulk In_2Se_3 is composed of Se-In-Se-In-Se quintuple layers stacking in the c direction [30]. In_2Se_3 in few-layer forms have recently been obtained by mechanical exfoliation and chemical vapor deposition [31–33]. It was predicted that the ground state of the monolayer In_2Se_3 does not have the middle Se layer equidistant from the two neighboring In layers [34]. Instead, it is nearer to either the upper or the lower In layer, leading to a spontaneous out-of-plane electric polarization whose direction depends on the middle Se position. Figures 1(c) and 1(d) depict the monolayer In_2Se_3 with different polarization directions. The in-plane inversion symmetry is also broken, resulting in an additional in-plane electric polarization. These make In_2Se_3 a 2D ferroelectric material, confirmed by later experiments [35, 36].

The heterostructure that we investigate is comprised of a monolayer $\text{Cr}_2\text{Ge}_2\text{Te}_6$ and a monolayer In_2Se_3 , the same as Ref. [27]. The lattice constant of $\text{Cr}_2\text{Ge}_2\text{Te}_6$ is fixed to the experimental value 6.83 Å. The $\sqrt{3} \times \sqrt{3}$ In_2Se_3 supercell is strained by -4.0% to fit with the $\text{Cr}_2\text{Ge}_2\text{Te}_6$ primitive cell. Specifically, the interfacial Te atoms lie above the hollow sites of the interfacial In_2Se_3 hexagon, as shown in Figs. 2(a) and 2(b). This is the configuration with the lowest energy [27]. A vacuum layer of 20 Å is introduced in the slab model to avoid the artificial interlayer interactions between the periodic images. The coordinates of the atoms inside the unit cell are relaxed.

The simulations are done within the framework of density functional theory [37, 38], using the plane wave basis sets and pseudopotential method as implemented in the QUANTUM ESPRESSO package [39, 40]. The energy cutoff for the plane wave basis is 72 Ry. The projector augmented-wave [41] pseudopotentials in the pslibrary [42, 43] are used.

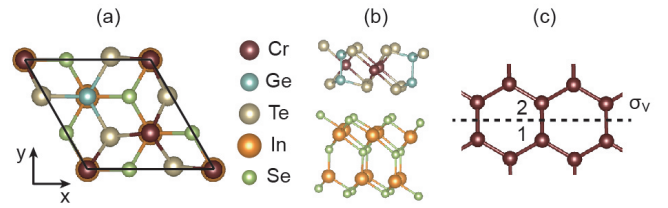


Fig. 2. (Color online.) (a) and (b) Top view and side view of the heterostructure $\text{Cr}_2\text{Ge}_2\text{Te}_6/\text{In}_2\text{Se}_3$, respectively. In (b), the electric polarization of In_2Se_3 is pointing down, as an example. (c) The Cr honeycomb lattice. The interaction between spin 1 and spin 2 is presented in the main text. Crystal structures are drawn by VESTA [26].

The Brillouin zone is sampled by a $6 \times 6 \times 1$ grid in structural optimizations. The convergence threshold for force is 10^{-3} Ry/bohr. The Perdew-Burke-Ernzerhof exchange-correlation functional [44] is used together with Grimme’s D2 parameterization [45] of vdW correction to get a reliable interlayer distance. In the energy calculations, the local spin density approximation (LSDA) [46] is adopted. Fully relativistic pseudopotentials are employed to account for the SOC. On-site Hubbard U value is set to 0.5 eV for Cr d orbitals [29], which are orthogonalized using Löwdin’s method [47]. Four-state energy-mapping method [48, 49] is used to obtain the magnetic couplings. A $1 \times \sqrt{3}$ supercell is adopted in the energy calculations to reduce the spin interaction with their periodic images, and the corresponding Brillouin zone is sampled by a $8 \times 5 \times 1$ grid. The convergence threshold of total energy for self-consistency is 10^{-7} Ry.

The optimized interlayer distances are 3.15 Å and 3.10 Å for the electric polarization of In_2Se_3 pointing up and down, respectively. The total energy per unit cell with down polarization is lower than that with up polarization by 0.1 eV with SOC included and 0.06 eV without SOC. The magnetic moment of each Cr^{3+} ion is about $3\mu_B$ for spin 3/2. These results are similar with the earlier report [27]. We adopt the generic Hamiltonian

$$H_{12} = \mathbf{S}_1 \cdot \vec{J} \cdot \mathbf{S}_2 \quad (1)$$

to describe the spin interaction between the Cr spins at site 1 and site 2 in Fig. 2(c). The exchange matrix has the components

$$\vec{J} = \begin{bmatrix} J_{xx} & \Gamma_{xy} + D_z & \Gamma_{xz} - D_y \\ \Gamma_{xy} - D_z & J_{yy} & \Gamma_{yz} + D_x \\ \Gamma_{xz} + D_y & \Gamma_{yz} - D_x & J_{zz} \end{bmatrix} \quad (2)$$

in Cartesian coordinates. Here, the J ’s are the Heisenberg interactions, the Γ ’s are the off-diagonal pseudodipolar interactions, and the D ’s are the DMIs. The Hamiltonian of other nearest-neighbor Cr sites can be deduced from H_{12} . Our results of the parameters in Eq. (2) for normalized spin vector, $|\mathbf{S}| = 1$, are listed in Table I.

First, we analyze the case for a freestanding $\text{Cr}_2\text{Ge}_2\text{Te}_6$. As mentioned earlier, the nearest-neighbor Cr sites are related

Layouts	J_{xx}	J_{yy}	J_{zz}	Γ_{xy}	Γ_{xz}	Γ_{yz}	D_x	D_y	D_z
(case 1) freestanding	-7.99	-9.13	-8.85	0.00	0.09	0.00	0.00	0.00	0.00
(case 2) heterostructure ($E \uparrow$)	-11.41	-12.55	-12.31	0.00	0.13	0.00	-0.05	0.00	-0.36
(case 3) heterostructure ($E \downarrow$)	-11.76	-12.90	-12.68	0.00	0.14	0.01	-0.19	0.00	-0.46

TABLE I. The calculated exchange couplings in Eq. (2), in units of meV. The spins are normalized with $|\mathbf{S}| = 1$. The data for several different structures are listed: (1) freestanding monolayer $\text{Cr}_2\text{Ge}_2\text{Te}_6$; (2) $\text{Cr}_2\text{Ge}_2\text{Te}_6/\text{In}_2\text{Se}_3$ heterostructure with the upward electric polarization; and (3) $\text{Cr}_2\text{Ge}_2\text{Te}_6/\text{In}_2\text{Se}_3$ heterostructure with the downward electric polarization.

by inversion symmetry, leading to $\mathbf{D} = \mathbf{0}$. Moreover, there is an approximate symmetry of the mirror plane σ_v perpendicular to the line joining the nearest-neighbor Cr sites, as Fig. 1(c) shows, although it is slightly broken [28]. In the following, we take this symmetry into consideration, and the point group becomes C_{3v} . Then, we have the symmetry restriction $\Gamma_{xy}, \Gamma_{yz} \approx 0$. Indeed, we find a vanishingly small Γ_{xy} and Γ_{yz} , as can be seen from case 1 in Table I, validating our assumption.

When the monolayer $\text{Cr}_2\text{Ge}_2\text{Te}_6$ is placed on top of the ferroelectric monolayer In_2Se_3 to form a multiferroic heterostructure [27], the naturally broken inversion symmetry generates finite DMIs. For the configuration shown in Fig. 2(a), the aforementioned approximate mirror plane symmetry σ_v still holds and imposes the restriction $\Gamma_{xy}, \Gamma_{yz}, D_y \approx 0$. Hence, the introduction of In_2Se_3 leads to nonzero D_x and D_z , and this is supported by the numerical results in case 2 and case 3 of Table I. It is quite remarkable that the direction of the electric polarization of the substrate In_2Se_3 has a significant influence on the magnitude of D_x . We find D_x is about four times larger with a downward electric polarization.

In contrast to the Heisenberg interactions, the DMIs necessarily favor noncollinear spin alignments. This is an important ingredient for the skyrmion formation. To discuss the possible skyrmion lattice phase, we employ the Ginzburg-Landau theory. For the C_{3v} symmetry, the general free-energy functional of the spin distribution $\mathbf{S}(\mathbf{r})$ under a magnetic field B along z direction is

$$\begin{aligned}
F = \int d^2\mathbf{r} \left\{ \frac{\tilde{J}_1}{2} \left[(\partial_x S_x)^2 + (\partial_y S_y)^2 \right] + \frac{\tilde{J}_2}{2} \left[(\partial_x S_y)^2 + (\partial_y S_x)^2 \right] \right. \\
+ \frac{\tilde{J}_3}{2} \left[(\partial_x S_z)^2 + (\partial_y S_z)^2 \right] + (\tilde{J}_1 - \tilde{J}_2) \partial_x S_x \partial_y S_y \\
+ \tilde{\Gamma} \left(\partial_x S_x \partial_x S_z - 2\partial_x S_y \partial_y S_z - \partial_y S_x \partial_y S_z \right) \\
\left. + 2\tilde{D} \left(S_x \partial_x S_z + S_y \partial_y S_z \right) + \tilde{A} S_z^2 + \tilde{C} S^2 - B S_z \right\}. \quad (3)
\end{aligned}$$

Only terms linear and quadratic in $\mathbf{S}(\mathbf{r})$ are considered at this stage. The parameters can be related to the microscopic ones in Table I by the Taylor expansion

$$S_\mu(\mathbf{r} + \mathbf{d}) \approx S_\mu(\mathbf{r}) + \mathbf{d} \cdot \nabla S_\mu(\mathbf{r}) + \frac{1}{2} (\mathbf{d} \cdot \nabla)^2 S_\mu(\mathbf{r}), \quad (4)$$

for $\mu = x, y, z$. The results for the coefficients in the free energy are listed in the Appendix. By Fourier transformation

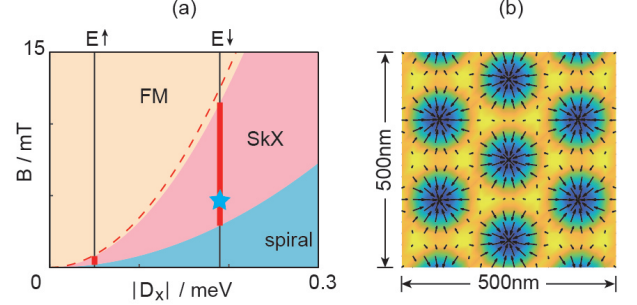


Fig. 3. (Color online.) (a) B - D_x phase diagram. B is the magnetic field and D_x is the strength of the DMI. Ferromagnetic (FM), skyrmion lattice (SkX), and single spiral phases are denoted by yellow, red, and blue regions, respectively. The D_x for up and down electric fields are shown by two black vertical lines, where the segments in the SkX phase are highlighted by red thick lines. The yellow region below the red dashed line has a noncollinear spin texture whose skyrmion number is zero and is smoothly connected to a FM. (b) A typical skyrmion lattice configuration corresponding to the blue star in (a). The in-plane spin components are in the black arrows. The out-of-plane spin components are encoded by colors, with the blue regions pointing downward and the yellow regions pointing upward.

$\mathbf{S}(\mathbf{r}) = (2\pi)^{-2} \int d^2\mathbf{q} \tilde{\mathbf{S}}(\mathbf{q}) e^{i\mathbf{q}\cdot\mathbf{r}}$, the free energy becomes

$$F = \int \frac{d^2\mathbf{q}}{(2\pi)^2} \sum_{\mu,\nu=1}^3 \tilde{\mathbf{S}}_\mu(\mathbf{q}) T_{\mu\nu}(\mathbf{q}) \tilde{\mathbf{S}}_\nu(-\mathbf{q}) - B \tilde{S}_z(\mathbf{0}), \quad (5)$$

where the expression for $T(\mathbf{q})$ is given in the Appendix. We have made a division $T(\mathbf{q}) = T_0(\mathbf{q}) + T'(\mathbf{q})$, $T_0(\mathbf{q})$ is obtained from $T(\mathbf{q})$ by setting $\tilde{J}_1 = \tilde{J}_3 = \tilde{J}$, $\tilde{\Gamma} = 0$, and $\tilde{A} = 0$, and we treat $T'(\mathbf{q})$ perturbatively. This is reasonable for the parameters in Table I. Letting $q_x = Q \cos \theta$ and $q_y = Q \sin \theta$, the lowest eigenvalue of $T_0(\mathbf{q})$ is minimized to $-\tilde{D}^2/2\tilde{J}$ when the momentum $Q = -\tilde{D}/\tilde{J}$. For our case, $\tilde{D} < 0$. The corresponding eigenvector is

$$\mathbf{e}(\theta) = \left(-\frac{i \cos \theta}{\sqrt{2}}, -\frac{i \sin \theta}{\sqrt{2}}, \frac{1}{\sqrt{2}} \right)^T. \quad (6)$$

The lowest eigenvalue of $T_0(\mathbf{q})$ is independent of θ , and thus the minimal free energy is degenerate for arbitrary orientation of the wave vector \mathbf{q} with $q = Q$. This is a contour degeneracy for the free energy very much like the one in the spiral spin liquid [50]. This continuous degeneracy is lifted

by the second-order perturbation of $T'(\mathbf{q})$, that produces a θ -dependent term $-\frac{1}{16}\bar{D}^2\bar{J}^2\bar{J}^{-3}(\bar{J}_2 - \bar{J})(\bar{J}_2 + \bar{J})^{-1}\cos 6\theta$. Therefore, the lowest eigenvalue of $T(\mathbf{q})$ will get its minimum value at six discrete θ_i , $i = 1, \dots, 6$. Having this six-fold degeneracy, we further construct an ansatz of the spin configuration from three degenerate spirals and a ferromagnetic z component

$$\mathbf{S}(\mathbf{r}) = \frac{1}{\sqrt{2}} \sum_{i=1}^6 \phi_i e^{iq_i \cdot \mathbf{r}} \mathbf{e}_i + \phi_0 \mathbf{e}_z, \quad (7)$$

where the \mathbf{e}_i 's are the eigenvectors in Eq. (6) for θ_i , and the ϕ_i 's are the corresponding order parameters. Moreover, we have $\theta_2 = \theta_1 + 2\pi/3$, $\theta_3 = \theta_1 + 4\pi/3$, $\theta_{i+3} = \theta_i + \pi$ ($i = 1, 2, 3$), and $\phi_{i+3} = \phi_i^*$. The ansatz is subject to the soft-spin-like constraint that the spatial average of the spin vector is normalized [51]

$$\left\langle |\mathbf{S}(\mathbf{r})|^2 \right\rangle = \sum_{i=1}^3 |\phi_i|^2 + \phi_0^2 = 1. \quad (8)$$

We find that the free-energy density for this spin configuration is $f = \frac{1}{2}\bar{D}^2\bar{J}^{-1}\phi_0^2 - B\phi_0 - \frac{1}{2}\bar{D}^2\bar{J}^{-1}$, where the wave vector $q = Q$ and the constraint in Eq. (8) are used. The free energy is minimized at $\phi_0 = B\bar{J}\bar{D}^{-2}$. However, there is still a degeneracy for different values of ϕ_i ($i = 1, 2, 3$) as long as the constraint Eq. (8) is honored. That is, the energy of a skyrmion lattice solution for which all the three ϕ_i 's are equal in magnitude is degenerate with the single spiral solution for which only one of the three ϕ_i 's are nonzero. This degeneracy remains after including the $T'(\mathbf{q})$ correction since it is still quadratic in $\mathbf{S}(\mathbf{r})$.

The skyrmion lattice is at last stabilized by the quartic terms in the free energy [8]. For simplicity, we only include the leading isotropic term $\Delta F = \int d^2\mathbf{r} |\mathbf{S}(\mathbf{r})|^4$. The coefficient, that is positive, is dropped because it does not matter in the following discussion. For the spin configuration in Eq. (7), the addition to the free-energy density due to the quartic term is

$$\begin{aligned} \Delta f = & \phi_0^4 + \left(4\phi_0^2 + \sum_{i=1}^3 |\phi_i|^2 \right) \left(\sum_{i=1}^3 |\phi_i|^2 \right) + \frac{5}{8} \sum_{i \neq j} |\phi_i|^2 |\phi_j|^2 \\ & + \frac{9}{2} \phi_0 \left(\phi_1 \phi_2 \phi_3 + \phi_1^* \phi_2^* \phi_3^* \right). \end{aligned} \quad (9)$$

For a skyrmion lattice solution, we have

$$\begin{cases} |\phi_1| = |\phi_2| = |\phi_3| = \left[\frac{1}{3}(1 - \phi_0^2) \right]^{\frac{1}{2}}, \\ \Delta f_{\text{SkX}} = \phi_0^4 + (1 + 3\phi_0^2)(1 - \phi_0^2) + \frac{5}{12}(1 - \phi_0^2)^2 \\ \quad + \sqrt{3}\phi_0(1 - \phi_0^2)^{3/2} \cos(\alpha_1 + \alpha_2 + \alpha_3), \end{cases} \quad (10)$$

where α_i is the phase of ϕ_i ($i = 1, 2, 3$). For a single- q spin spiral, we instead have

$$\begin{cases} |\phi_1| = (1 - \phi_0^2)^{\frac{1}{2}}, & \phi_2 = \phi_3 = 0, \\ \Delta f_{\text{spiral}} = \phi_0^4 + (1 + 3\phi_0^2)(1 - \phi_0^2). \end{cases} \quad (11)$$

The condition of $\Delta f_{\text{SkX}} < \Delta f_{\text{spiral}}$ demands that

$$\cos(\alpha_1 + \alpha_2 + \alpha_3) < -\frac{5}{12} \left[\frac{1}{3}(\phi_0^{-2} - 1) \right]^{\frac{1}{2}}. \quad (12)$$

The solution of the above inequality exists when ϕ_0 satisfies $\frac{5}{\sqrt{457}} < \phi_0 < 1$. With $\phi_0 = B\bar{J}\bar{D}^{-2}$, the range of B in favor of the formation of the skyrmion lattice is given by

$$\frac{5\bar{D}^2\bar{J}^{-1}}{\sqrt{457}} < B < \bar{D}^2\bar{J}^{-1}. \quad (13)$$

From the above analysis, it can be seen that when the system is put under an external magnetic field, a skyrmion lattice will emerge when the field strength is in the range of Eq. (13). The B - D_x phase diagram is shown in Fig. 3, in which we have assumed an averaged \bar{J} of up and down electric polarization, and the magnetic moment of a Cr^{3+} ion is set to $3\mu_B$. As the direction of the electric polarization of In_2Se_3 is altered from upward to downward, there is a significant change of the magnitude of D_x as large as four times. The D_x for the two electric polarization directions is shown by two vertical lines, and the range of magnetic field in which skyrmion lattice can exist is highlighted by red segments. The two red segments do not overlap on the B axis, which means the skyrmion lattice can be created and destroyed by two different electric field directions without changing the magnetic field.

Discussion.—The size of the skyrmion lattice is determined by the magnitude of the wave vector that is proportional to the DMI. In Fig. 3, we depict a typical skyrmion lattice configuration for a downward electric field and $B = 4$ mT. The corresponding phase point is indicated by the blue star in Fig. 3(a). The skyrmions are of the hedgehog-type. The skyrmion lattice can be detected by various experimental techniques, such as neutron scattering [8, 10], Lorentz transmission electron microscopy [9, 12, 52], spin-resolved scanning tunneling microscopy [11], and topological Hall effect measurements [53–55]. Topological Hall effect arises from the real-space Berry curvature due to the noncollinear spin configuration of the skyrmion lattice that functions as an orbital magnetic field or flux for the conduction electrons. It is well-known that, the polar heterostructure often confines a conducting 2D electron gas at the interface. Since a rather large effective magnetic field could be realized by the skyrmion lattice and this skyrmion lattice can be tuned from our study here, it is feasible that, once the conduction electron density is commensurate with the magnetic flux of the skyrmion lattice, *quantum anomalous Hall effect* (QAHE) could emerge. This QAHE would be fundamentally different from the one that was realized in the Cr-doped Bi_2Se_3 thin films [56]. Over there, it is the exchange field from the Cr ferromagnetic order that renders a mass-gap to the Dirac fermion on the surface of topological insulator, and the resulting state is a Chern insulator with the Chern number $C = 1$ for the valence band. The proposed QAHE here is making use of the effective orbital magnetic field from the noncollinear spin textures, and is probably closer in spirit to the conventional Landau level integer quantum Hall effect. It is also reasonable to envision the possibility of a fractional QAHE once the electron correlation is included.

Despite the energy difference between the upward and downward electric polarization phases, as well as the ferro-

magnetic (FM) and skyrmion lattice (SkX) phases, there is an energy barrier between them. The barrier of the most effective kinetic path between the two electric polarization directions was calculated to be 0.066 eV per unit cell [34]. There are experiments [35, 36] demonstrating that a bias voltage of several volts between the piezoresponse force microscopy tip and the In_2Se_3 thin film can switch the electric polarization direction. Therefore, the required electric field strength is accessible. The energy barrier between the FM and SkX phases and the spin dynamics related to the phase transition will be left to future works. Even if the barrier were high, we think the phase transition can be induced by a suitably applied magnetic field disturbance, which is superposed on the perpendicular magnetic field required by the stabilization of SkX phase. For example, Ref. [57] simulates the creation of skyrmions via the application of a tilted magnetic field pulse. The tilted magnetic field pulse excites spin waves in the FM phase, making the system energy higher than the barrier, so that the system will not get stuck in some metastable state. Then, the system can relax to the lower energy SkX phase. The transition from SkX to FM phase can also be induced by such disturbance.

Conclusions.—In summary, we have proposed an electric-field-controlled writing and deleting scheme of the magnetic skyrmions in the multiferroic vdW heterostructure $\text{Cr}_2\text{Ge}_2\text{Te}_6/\text{In}_2\text{Se}_3$ through electromagnetic coupling. The inversion symmetry breaking of the interface leads to nonvanishing DMIs between neighboring Cr local moments. Because of the introduction of the DMIs, a skyrmion lattice emerges in $\text{Cr}_2\text{Ge}_2\text{Te}_6$ with an appropriate magnetic field, and depends on the strength of the DMIs. The strength of the DMI is very sensitive to the direction of the electric polarization of the ferroelectric In_2Se_3 , providing a natural scheme for the quantum controlling. Our calculations show that it is possible to create and destroy the skyrmion lattice phase by changing the direction of the electric polarization. Our findings may have a potential application in the future quantum technology such as the next-generation information storage and processing devices.

Note added.—Upon the acceptance of the current manuscript, we learned that a recent experimental work on multiferroic heterostructure consists of Pt/Co/Ta magnetic multilayer and ferroelectric $\text{Pb}(\text{Mg}_{1/3}\text{Nb}_{2/3})_{0.7}\text{Ti}_{0.3}\text{O}_3$ was published in [58] where the identical phenomena were experimentally realized.

Acknowledgments.—We acknowledge Professor Xiang Zhang for communication. This work is supported by the Ministry of Science and Technology of China with Grant Nos. 2018YFE0103200, 2016YFA0300500, and 2016YFA0301001, by Shanghai Municipal Science and Technology Major Project with Grant No.2019SHZDZX04, and by the Research Grants Council of Hong Kong with General Research Fund Grant No.17303819. The calculation of this work was performed on TianHe-2. Thanks for the support of National Supercomputing Center in Guangzhou (NSCC-GZ).

Appendix A: The coefficients in the Ginzburg-Landau theory

The coefficients in the Ginzburg-Landau theory are given as

$$\tilde{J}_1 = -\frac{J_{xx} + 3J_{yy}}{4\sqrt{3}}, \quad \tilde{J}_2 = -\frac{3J_{xx} + J_{yy}}{4\sqrt{3}}, \quad (\text{A1})$$

$$\tilde{J}_3 = -\frac{J_{zz}}{\sqrt{3}}, \quad \tilde{\Gamma} = \frac{\Gamma_{xz}}{2\sqrt{3}}, \quad \tilde{D} = \frac{D_x}{a}, \quad (\text{A2})$$

$$\tilde{A} = \frac{\sqrt{3}}{a^2} \left(2J_{zz} - J_{xx} - J_{yy} + \frac{4}{3}A \right), \quad (\text{A3})$$

$$\tilde{C} = \frac{\sqrt{3}}{a^2} (J_{xx} + J_{yy}). \quad (\text{A4})$$

In \tilde{A} , we have included a contribution from single ion anisotropy A . $T(\mathbf{q})$ is given as

$$T(\mathbf{q}) = \tilde{C}I_{3 \times 3} + \begin{bmatrix} \frac{\tilde{J}_1}{2}q_x^2 + \frac{\tilde{J}_2}{2}q_y^2 & \frac{\tilde{J}_1 - \tilde{J}_2}{2}q_xq_y & \frac{\tilde{\Gamma}}{2}(q_x^2 - q_y^2) - i\tilde{D}q_x \\ \frac{\tilde{J}_1 - \tilde{J}_2}{2}q_xq_y & \frac{\tilde{J}_1}{2}q_y^2 + \frac{\tilde{J}_2}{2}q_x^2 & -\tilde{\Gamma}q_xq_y - i\tilde{D}q_y \\ \frac{\tilde{\Gamma}}{2}(q_x^2 - q_y^2) + i\tilde{D}q_x & -\tilde{\Gamma}q_xq_y + i\tilde{D}q_y & \frac{\tilde{J}_3}{2}(q_x^2 + q_y^2) + \tilde{A} \end{bmatrix}, \quad (\text{A5})$$

* gangchen@hku.hk

- [1] T. Skyrme, A unified field theory of mesons and baryons, *Nuclear Physics* **31**, 556 (1962).
- [2] A. N. Bogdanov and D. Yablonskii, Thermodynamically stable “vortices” in magnetically ordered crystals. The mixed state of magnets, *Zh. Eksp. Teor. Fiz* **95**, 178 (1989).
- [3] A. Bogdanov and A. Hubert, Thermodynamically stable magnetic vortex states in magnetic crystals, *Journal of Magnetism and Magnetic Materials* **138**, 255 (1994).
- [4] A. N. Bogdanov and U. K. Röbller, Chiral Symmetry Breaking in Magnetic Thin Films and Multilayers, *Phys. Rev. Lett.* **87**, 037203 (2001).
- [5] B. Binz, A. Vishwanath, and V. Aji, Theory of the Helical Spin Crystal: A Candidate for the Partially Ordered State of MnSi, *Phys. Rev. Lett.* **96**, 207202 (2006).
- [6] B. Binz and A. Vishwanath, Theory of helical spin crystals: Phases, textures, and properties, *Phys. Rev. B* **74**, 214408 (2006).
- [7] U. K. Röbller, A. N. Bogdanov, and C. Pfleiderer, Spontaneous skyrmion ground states in magnetic metals, *Nature* **442**, 797 (2006).
- [8] S. Mühlbauer, B. Binz, F. Jonietz, C. Pfleiderer, A. Rosch, A. Neubauer, R. Georgii, and P. Böni, Skyrmion Lattice in a Chiral Magnet, *Science* **323**, 915 (2009).
- [9] X. Z. Yu, Y. Onose, N. Kanazawa, J. H. Park, J. H. Han, Y. Matsui, N. Nagaosa, and Y. Tokura, Real-space observation of a two-dimensional skyrmion crystal, *Nature* **465**, 901 (2010).
- [10] W. Münzer, A. Neubauer, T. Adams, S. Mühlbauer, C. Franz, F. Jonietz, R. Georgii, P. Böni, B. Pedersen, M. Schmidt, A. Rosch, and C. Pfleiderer, Skyrmion lattice in the doped semiconductor $\text{Fe}_{1-x}\text{Co}_x\text{Si}$, *Phys. Rev. B* **81**, 041203 (2010).
- [11] S. Heinze, K. von Bergmann, M. Menzel, J. Brede, A. Kubetzka, R. Wiesendanger, G. Bihlmayer, and S. Blügel, Spontaneous atomic-scale magnetic skyrmion lattice in two dimensions, *Nature Physics* **7**, 713 (2011).

- [12] X. Z. Yu, N. Kanazawa, Y. Onose, K. Kimoto, W. Z. Zhang, S. Ishiwata, Y. Matsui, and Y. Tokura, Near room-temperature formation of a skyrmion crystal in thin-films of the helimagnet FeGe, *Nature Materials* **10**, 106 (2011).
- [13] A. Fert, V. Cros, and J. Sampaio, Skyrmions on the track, *Nature Nanotechnology* **8**, 152 (2013).
- [14] N. Romming, C. Hanneken, M. Menzel, J. E. Bickel, B. Wolter, K. von Bergmann, A. Kubetzka, and R. Wiesendanger, Writing and Deleting Single Magnetic Skyrmions, *Science* **341**, 636 (2013).
- [15] P.-J. Hsu, A. Kubetzka, A. Finco, N. Romming, K. von Bergmann, and R. Wiesendanger, Electric-field-driven switching of individual magnetic skyrmions, *Nature Nanotechnology* **12**, 123 (2017).
- [16] S. Seki, X. Z. Yu, S. Ishiwata, and Y. Tokura, Observation of Skyrmions in a Multiferroic Material, *Science* **336**, 198 (2012).
- [17] M. Mochizuki and Y. Watanabe, Writing a skyrmion on multi-ferroic materials, *Applied Physics Letters* **107**, 082409 (2015).
- [18] X.-G. Wang, L. Chotorlishvili, V. K. Dugaev, A. Ernst, I. V. Maznichenko, N. Arnold, C. Jia, J. Berakdar, I. Mertig, and J. Barnaś, The optical tweezer of skyrmions, *npj Computational Materials* **6**, 140 (2020).
- [19] X.-G. Wang, L. Chotorlishvili, N. Arnold, V. K. Dugaev, I. Maznichenko, J. Barnaś, P. A. Buczek, S. S. P. Parkin, and A. Ernst, Plasmonic skyrmion lattice based on the magnetoelectric effect, *Phys. Rev. Lett.* **125**, 227201 (2020).
- [20] N. A. Hill, Why are there so few magnetic ferroelectrics?, *The Journal of Physical Chemistry B* **104**, 6694 (2000).
- [21] K. S. Novoselov, A. K. Geim, S. V. Morozov, D. Jiang, Y. Zhang, S. V. Dubonos, I. V. Grigorieva, and A. A. Firsov, Electric Field Effect in Atomically Thin Carbon Films, *Science* **306**, 666 (2004).
- [22] A. K. Geim and I. V. Grigorieva, Van der Waals heterostructures, *Nature* **499**, 419 (2013).
- [23] I. Dzyaloshinsky, A thermodynamic theory of “weak” ferromagnetism of antiferromagnetics, *Journal of Physics and Chemistry of Solids* **4**, 241 (1958).
- [24] T. Moriya, Anisotropic Superexchange Interaction and Weak Ferromagnetism, *Phys. Rev.* **120**, 91 (1960).
- [25] S. X. Huang and C. L. Chien, Extended skyrmion phase in epitaxial FeGe(111) thin films, *Phys. Rev. Lett.* **108**, 267201 (2012).
- [26] K. Momma and F. Izumi, VESTA3 for three-dimensional visualization of crystal, volumetric and morphology data, *Journal of Applied Crystallography* **44**, 1272 (2011).
- [27] C. Gong, E. M. Kim, Y. Wang, G. Lee, and X. Zhang, Multiferroicity in atomic van der Waals heterostructures, *Nature Communications* **10**, 2657 (2019).
- [28] V. Carteaux, D. Brunet, G. Ouvrard, and G. Andre, Crystallographic, magnetic and electronic structures of a new layered ferromagnetic compound Cr₂Ge₂Te₆, *Journal of Physics: Condensed Matter* **7**, 69 (1995).
- [29] C. Gong, L. Li, Z. Li, H. Ji, A. Stern, Y. Xia, T. Cao, W. Bao, C. Wang, Y. Wang, Z. Q. Qiu, R. J. Cava, S. G. Louie, J. Xia, and X. Zhang, Discovery of intrinsic ferromagnetism in two-dimensional van der Waals crystals, *Nature* **546**, 265 (2017).
- [30] K. Osamura, Y. Murakami, and Y. Tomiie, Crystal Structures of α - and β -indium selenide, In₂Se₃, *Journal of the Physical Society of Japan* **21**, 1848 (1966).
- [31] X. Tao and Y. Gu, Crystalline–Crystalline Phase Transformation in Two-Dimensional In₂Se₃ Thin Layers, *Nano Letters* **13**, 3501 (2013).
- [32] R. B. Jacobs-Gedrim, M. Shanmugam, N. Jain, C. A. Durcan, M. T. Murphy, T. M. Murray, R. J. Matyi, R. L. Moore, and B. Yu, Extraordinary Photoresponse in Two-Dimensional In₂Se₃ Nanosheets, *ACS Nano* **8**, 514 (2014).
- [33] M. Lin, D. Wu, Y. Zhou, W. Huang, W. Jiang, W. Zheng, S. Zhao, C. Jin, Y. Guo, H. Peng, and Z. Liu, Controlled Growth of Atomically Thin In₂Se₃ Flakes by van der Waals Epitaxy, *Journal of the American Chemical Society* **135**, 13274 (2013).
- [34] W. Ding, J. Zhu, Z. Wang, Y. Gao, D. Xiao, Y. Gu, Z. Zhang, and W. Zhu, Prediction of intrinsic two-dimensional ferroelectrics in In₂Se₃ and other III2-VI3 van der Waals materials, *Nature Communications* **8**, 14956 (2017).
- [35] Y. Zhou, D. Wu, Y. Zhu, Y. Cho, Q. He, X. Yang, K. Herrera, Z. Chu, Y. Han, M. C. Downer, H. Peng, and K. Lai, Out-of-Plane Piezoelectricity and Ferroelectricity in Layered α -In₂Se₃ Nanoflakes, *Nano Letters* **17**, 5508 (2017).
- [36] C. Cui, W.-J. Hu, X. Yan, C. Addiego, W. Gao, Y. Wang, Z. Wang, L. Li, Y. Cheng, P. Li, X. Zhang, H. N. Alsharief, T. Wu, W. Zhu, X. Pan, and L.-J. Li, Intercorrelated In-Plane and Out-of-Plane Ferroelectricity in Ultrathin Two-Dimensional Layered Semiconductor In₂Se₃, *Nano Letters* **18**, 1253 (2018).
- [37] P. Hohenberg and W. Kohn, Inhomogeneous electron gas, *Phys. Rev.* **136**, B864 (1964).
- [38] W. Kohn and L. J. Sham, Self-Consistent Equations Including Exchange and Correlation Effects, *Phys. Rev.* **140**, A1133 (1965).
- [39] P. Giannozzi, S. Baroni, N. Bonini, M. Calandra, R. Car, C. Cavazzoni, D. Ceresoli, G. L. Chiarotti, M. Cococcioni, I. Dabo, A. Dal Corso, S. de Gironcoli, S. Fabris, G. Fratesi, R. Gebauer, U. Gerstmann, C. Gougoussis, A. Kokalj, M. Lazzeri, L. Martin-Samos, N. Marzari, F. Mauri, R. Mazzarello, S. Paolini, A. Pasquarello, L. Paulatto, C. Sbraccia, S. Scandolo, G. Sclauzero, A. P. Seitsonen, A. Smogunov, P. Umari, and R. M. Wentzcovitch, QUANTUM ESPRESSO: a modular and open-source software project for quantum simulations of materials, *Journal of Physics: Condensed Matter* **21**, 395502 (19pp) (2009).
- [40] P. Giannozzi, O. Andreussi, T. Brumme, O. Bunau, M. B. Nardelli, M. Calandra, R. Car, C. Cavazzoni, D. Ceresoli, M. Cococcioni, N. Colonna, I. Carnimeo, A. D. Corso, S. de Gironcoli, P. Delugas, R. A. D. Jr, A. Ferretti, A. Floris, G. Fratesi, G. Fugallo, R. Gebauer, U. Gerstmann, F. Giustino, T. Gorni, J. Jia, M. Kawamura, H.-Y. Ko, A. Kokalj, E. Küçükbenli, M. Lazzeri, M. Marsili, N. Marzari, F. Mauri, N. L. Nguyen, H.-V. Nguyen, A. O. de-la Roza, L. Paulatto, S. Poncé, D. Rocca, R. Sabatini, B. Santra, M. Schlipf, A. P. Seitsonen, A. Smogunov, I. Timrov, T. Thonhauser, P. Umari, N. Vast, X. Wu, and S. Baroni, Advanced capabilities for materials modelling with QUANTUM ESPRESSO, *Journal of Physics: Condensed Matter* **29**, 465901 (2017).
- [41] P. E. Blöchl, Projector augmented-wave method, *Phys. Rev. B* **50**, 17953 (1994).
- [42] A. Dal Corso, Pseudopotentials periodic table: From H to Pu, *Computational Materials Science* **95**, 337 (2014).
- [43] <https://dalcorso.github.io/pslibrary/>.
- [44] J. P. Perdew, K. Burke, and M. Ernzerhof, Generalized Gradient Approximation Made Simple, *Phys. Rev. Lett.* **77**, 3865 (1996).
- [45] S. Grimme, Semiempirical GGA-type density functional constructed with a long-range dispersion correction, *Journal of Computational Chemistry* **27**, 1787 (2006).
- [46] J. P. Perdew and A. Zunger, Self-interaction correction to density-functional approximations for many-electron systems, *Phys. Rev. B* **23**, 5048 (1981).
- [47] I. Mayer, On löwdin’s method of symmetric orthogonalization, *International Journal of Quantum Chemistry* **90**, 63 (2002).

- [48] H. J. Xiang, E. J. Kan, S.-H. Wei, M.-H. Whangbo, and X. G. Gong, Predicting the spin-lattice order of frustrated systems from first principles, *Phys. Rev. B* **84**, 224429 (2011).
- [49] H. Xiang, C. Lee, H.-J. Koo, X. Gong, and M.-H. Whangbo, Magnetic properties and energy-mapping analysis, *Dalton Trans.* **42**, 823 (2013).
- [50] X.-P. Yao, J. Qiao Liu, C.-J. Huang, X. Wang, and G. Chen, Generic Spiral Spin Liquids, arXiv e-prints, arXiv:2011.03007 (2020).
- [51] J.-H. Park and J. H. Han, Zero-temperature phases for chiral magnets in three dimensions, *Phys. Rev. B* **83**, 184406 (2011).
- [52] X. Z. Yu, N. Kanazawa, W. Z. Zhang, T. Nagai, T. Hara, K. Kimoto, Y. Matsui, Y. Onose, and Y. Tokura, Skyrmion flow near room temperature in an ultralow current density, *Nature Communications* **3**, 988 (2012).
- [53] A. Neubauer, C. Pfleiderer, B. Binz, A. Rosch, R. Ritz, P. G. Niklowitz, and P. Böni, Topological Hall Effect in the A Phase of MnSi, *Phys. Rev. Lett.* **102**, 186602 (2009).
- [54] M. Lee, W. Kang, Y. Onose, Y. Tokura, and N. P. Ong, Unusual Hall Effect Anomaly in MnSi under Pressure, *Phys. Rev. Lett.* **102**, 186601 (2009).
- [55] C. Liu, Y. Zang, W. Ruan, Y. Gong, K. He, X. Ma, Q.-K. Xue, and Y. Wang, Dimensional Crossover-Induced Topological Hall Effect in a Magnetic Topological Insulator, *Phys. Rev. Lett.* **119**, 176809 (2017).
- [56] C.-Z. Chang, J. Zhang, X. Feng, J. Shen, Z. Zhang, M. Guo, K. Li, Y. Ou, P. Wei, L.-L. Wang, Z.-Q. Ji, Y. Feng, S. Ji, X. Chen, J. Jia, X. Dai, Z. Fang, S.-C. Zhang, K. He, Y. Wang, L. Lu, X.-C. Ma, and Q.-K. Xue, Experimental Observation of the Quantum Anomalous Hall Effect in a Magnetic Topological Insulator, *Science* **340**, 167 (2013).
- [57] V. Flovik, A. Qaiumzadeh, A. K. Nandy, C. Heo, and T. Rasing, Generation of single skyrmions by picosecond magnetic field pulses, *Phys. Rev. B* **96**, 140411 (2017).
- [58] Y. Ba, S. Zhuang, Y. Zhang, Y. Wang, Y. Gao, H. Zhou, M. Chen, W. Sun, Q. Liu, G. Chai, J. Ma, Y. Zhang, H. Tian, H. Du, W. Jiang, C. Nan, J.-M. Hu, and Y. Zhao, Electric-field control of skyrmions in multiferroic heterostructure via magnetoelectric coupling, *Nature Communications* **12**, 322 (2021).