

Electric probe for the toric code phase in Kitaev materials through the hyperfine interaction

Masahiko G. Yamada^{1,*} and Satoshi Fujimoto^{1,2}

¹*Department of Materials Engineering Science, Osaka University, Toyonaka 560-8531, Japan*

²*Center for Quantum Information and Quantum Biology, Osaka University, Toyonaka 560-8531, Japan*

(Dated: April 21, 2022)

The Kitaev model is a remarkable spin model with gapped and gapless spin liquid phases, which are potentially realized in iridates and α -RuCl₃. In the recent experiment of α -RuCl₃, the signature of a nematic transition to the gapped toric code phase, which breaks the C_3 symmetry of the system, has been observed through the angle dependence of the heat capacity. We here propose a mechanism by which the nematic transition can be detected electrically. This is seemingly impossible because $J_{\text{eff}} = 1/2$ spins do not have an electric quadrupole moment (EQM). However, in the second-order perturbation the virtual state with a nonzero EQM appears, which makes the nematic order parameter detectable by nuclear magnetic resonance and Mössbauer spectroscopy. The purely magnetic origin of EQM is different from conventional electronic nematic phases, allowing the direct detection of the realization of Kitaev's toric error-correction code.

Introduction.— The Kitaev model [1] is a notable spin model for quantum spin liquids (QSLs) with gapped and gapless ground states. After pioneering work by Jackeli and Khaliullin [2], potential experimental realizations were reported in iridates [3, 4] and α -RuCl₃ [5]. Indeed, those materials have d^5 metal ions in the octahedral ligand field forming the honeycomb lattice, which results in unusual anisotropic interactions proposed by Kitaev [1]. This Jackeli-Khaliullin mechanism is intrinsic to the $J_{\text{eff}} = 1/2$ magnetic moment with a strong spin-orbit coupling (SOC), and makes the d^5 materials family, sometimes called Kitaev materials, a fascinating platform for the physics of Majorana fermions. Especially, after the discovery of a field-revealed QSL phase in α -RuCl₃ [6, 7], various experimental techniques were used to characterize this exotic phase under a magnetic field [8–10]. However, the realization of Kitaev's gapped A phase, which is nothing but a toric code phase [11], was only discussed in a complex structure in metal-organic frameworks [12].

Kitaev's A phase is the ground state of the Kitaev model in the anisotropic limit. This is a gapped Z_2 spin liquid phase and is mapped to the toric code model in the fourth order perturbation. The toric code is a topological error correction code which is useful in fault-tolerant quantum computing. We here discuss another route towards the realization of this phase. This toric code phase is potentially realized by a spontaneous breaking of the C_3 symmetry of the isotropic Kitaev model. If the order parameter reaches a critical value, the system transforms from B phase to A phase. This order parameter consists of quadrupole operators, rather than usual magnetic dipoles, and in this sense we can regard it as a nematic transition.

On the analogy of liquid crystals, a nematic phase is discussed in various fields of condensed matter physics, ranging from spin nematic phases in frustrated magnets [13] to electronic nematic phases in quantum Hall

systems [14], ruthenates [15], unconventional superconductors [16], *etc.* Inspired by the previous numerical studies [17, 18], we seek for a possibility of the nematic transition in Kitaev materials. In $J_{\text{eff}} = 1/2$ Kitaev materials, it should be called *spin-orbital nematic* [19] with properties of both spin nematic and electronic nematic.

Recently, O. Tanaka *et al.* [20] indeed observed such a spin-orbital nematic transition from a gapped chiral spin liquid phase to a different gapped phase characterized by the broken threefold rotation (C_3) symmetry, based on the measurements of the angle dependence of heat capacity under a strong magnetic field. It has been proposed that this symmetry-broken phase could be the toric code phase [21], as the half-quantized thermal Hall effect disappears at the transition point [7]. However, the property of this nematic transition is still obscure, and we need a more sensitive local probe for this unusual phase transition.

Therefore, we propose an electric quadrupole moment (EQM) as a direct probe for the topological nematic transition [21] of the $J_{\text{eff}} = 1/2$ magnetic moments. This statement is very counterintuitive as the $J_{\text{eff}} = 1/2$ pseudospin does not have an EQM in the cubic environment, differently from the $J_{\text{eff}} = 3/2$ case [22], where the quadrupole moment is directly measurable. Interestingly, however, holes with a $J_{\text{eff}} = 1/2$ pseudospin can hop to the nearest-neighbor (NN) sites, and an virtual state with two holes can possess an EQM. This is because via the superexchange pathway involving the Cl p -orbitals the $J_{\text{eff}} = 1/2$ state can be transformed into a state with a nonzero quadrupole moment. This enables us to *electrically* detect the nematic order parameter, which is originally written in terms of spin operators. We also discuss that, although the Chern number is not measurable, its change can be inferred from the careful analysis of the derivative of the in-plane anisotropy parameter η .

In a real experimental setup, the most sensitive way to measure the EQM is through the hyperfine interac-

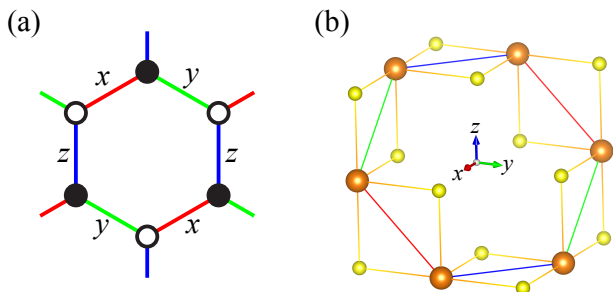


FIG. 1. (a) Honeycomb lattice where the Kitaev model is defined. Red, green, and blue bonds represent bonds in the x -, y -, and z -directions, respectively. (b) Idealized geometry of α -RuCl₃. Orange and yellow spheres represent Ru and Cl ions, respectively. Bonds in the γ -direction are defined to be perpendicular to the γ -axis of the cubic lattice.

tion because the nuclear with a spin $I \geq 1$ can feel the electric field gradient (EFG), or the EQM. Especially, nuclear magnetic resonance (NMR) and Mössbauer spectroscopy (MS) use a nuclear spin of Ru as a direct probe, and they are highly sensitive to the symmetry of the local environment. If the C_3 symmetry of Ru forming the honeycomb lattice is broken, it can potentially be detected by $^{99/101}\text{Ru}$ -NMR [23], or ^{99}Ru -MS [24]. In NMR and MS, the in-plane anisotropy is characterized by a single dimensionless parameter η [25–27]. If the EFG or EQM tensor has an anisotropy around the [111] axis, η gets nonzero and the signal splits or shifts, which could detect the existence of a nematic order.

In this Letter, we will prove that the in-plane anisotropy η is directly connected to the nematic order parameter in terms of Majorana fermions, which potentially detects the transition to the toric code phase.

Quadrupole moment.— An electronic EQM is defined for d -orbitals by

$$q^{\alpha\beta} = \frac{3}{2}(L^\alpha L^\beta + L^\beta L^\alpha) - \mathbf{L}^2 \delta^{\alpha\beta}, \quad (1)$$

where \mathbf{L} are $L = 2$ orbital angular momentum operators of Ru d -orbitals and $\alpha = x, y, \text{ or } z$, and $\beta = x, y, \text{ or } z$. This rank-2 traceless symmetric tensor directly couples to the nuclear EQM of Ru, and the anisotropy of $q^{\alpha\beta}$ is easily measurable. If the EFG from the surrounding ions is negligible as is the case for ^{99}Ru -MS [24], we can identify the effective EFG $V_{\text{eff}}^{\alpha\beta}$ to be proportional to $q^{\alpha\beta}$. Therefore, we will not distinguish between EFG and EQM of Ru from now on.

The definition of η in terms of $q^{\alpha\beta}$ is as follows. Since this tensor is symmetric, it can be diagonalized by orthogonal transformation. Here we denote the principal axis as abc , where we define the order of abc such that $|q^{cc}| \geq |q^{bb}| \geq |q^{aa}|$. In this case, η is defined as $\eta = (q^{aa} - q^{bb})/q^{cc}$. If $\eta = 0$, it is apparent that EQM is invariant under the rotation around the c -axis, and

thus it potentially detects the breaking of the C_3 symmetry of α -RuCl₃. However, the connection between η and the nematic order parameter is not evident in this form. Differently from the “electronic” nematic order, where η detects the distortion of surrounding ligands, the spin (magnetic) nematic order is subtle without a detectable structural transition.

Since the nematic transition of α -RuCl₃ may be purely magnetic as the transition at $H \sim 10$ T does not accompany a structural transition [20], we have to think of a mechanism where a pure spin operator is transformed into an electric quadrupole. Especially, in the case where the position of Cl ligands is not distorted, we have to consider a purely electronic origin for this mechanism, which involves a microscopic structure of Ru d -orbitals. From now on we set $\hbar = 1$.

As is well-known, the $J_{\text{eff}} = 1/2$ pseudospin cannot possess an EQM in the cubic environment, thus we have to perturb the $J_{\text{eff}} = 1/2$ wavefunction in some way to get a nonzero expectation value of EQM. One simple way is by the ligand field effect of the lattice distortion, but it only produces a static contribution. A more exotic answer is to perturb the $J_{\text{eff}} = 1/2$ wavefunction via the superexchange mechanism. Especially, in the case of the low-spin d^5 configuration, it is well-known as the Jackeli-Khaliullin mechanism that the $J_{\text{eff}} = 1/2$ state is transformed into $J_{\text{eff}} = 3/2$ state with a nonzero quadrupole moment, which produces the following Kitaev Hamiltonian for $J_{\text{eff}} = 1/2$ pseudospins:

$$\mathcal{H}_{\text{Kitaev}} = -K \sum_{\langle ij \rangle \in \gamma} S_i^\gamma S_j^\gamma, \quad (2)$$

where S_i is a pseudospin on the i th site of α -RuCl₃, $K > 0$ is a Kitaev interaction, and $\langle ij \rangle \in \gamma$ means an NN bond $\langle ij \rangle$ in the γ -direction with $\gamma = x, y, \text{ and } z$. The bond direction is defined as illustrated in Fig. 1(a). Assuming the 0-flux ground state, the Hamiltonian can be recast into the tight-binding model of Majorana fermions.

$$\mathcal{H}_{\text{Majorana}} = \frac{K}{4} \sum_{\langle ij \rangle} i c_i c_j, \quad (3)$$

where c_i is an itinerant Majorana fermion on the i th site. We note that in this Letter we do not antisymmetrize Majorana fermion operators.

Similarly to the Jackeli-Khaliullin mechanism, we can compute an effective quadrupole moment produced by the virtual state, and it can potentially have a form of $S_i^\gamma S_j^\gamma$. This is how the pure spin operator $S_i^\gamma S_j^\gamma$ can be transformed into an electric quadrupole $q^{\gamma\gamma}$ in the second-order perturbation.

Second-order perturbation.— Following Jackeli and Khaliullin [2], we will do the perturbation inside the t_{2g} -orbitals assuming a large octahedral ligand field. The discussion also follows Refs. [28–30]. Especially, the idea is related to the one discussed in Ref. [31]. We first note

that t_{2g} -orbitals (d_{yz} , d_{xz} , and d_{xy}) possess an effective angular momentum operator \mathbf{l}_{eff} with $l_{\text{eff}} = 1$. This effective moment has a relation $\mathbf{L} = -\mathbf{l}_{\text{eff}}$ inside the t_{2g} -manifold, but we cannot simply use this relation in the calculation of $q^{\alpha\beta}$. The computation of $q^{\alpha\beta}$ involves intermediate e_g -orbitals, which brings about a nonzero correction. Details are included in Supplemental Material (SM) [32].

We take the following basis set to write down the Hamiltonian:

$$\mathbf{d}_i^\dagger = \left(d_{i,yz,\uparrow}^\dagger, d_{i,yz,\downarrow}^\dagger, d_{i,xz,\uparrow}^\dagger, d_{i,xz,\downarrow}^\dagger, d_{i,xy,\uparrow}^\dagger, d_{i,xy,\downarrow}^\dagger \right), \quad (4)$$

where $d_{i,\alpha,\sigma}^\dagger$ denotes a hole creation operator for a d_α -orbital with a spin $\sigma = \uparrow, \downarrow$ with $\alpha = yz, xz$, and xy . We sometimes identify yz, xz , and xy with x, y , and z , respectively.

The Hamiltonian \mathcal{H} consists of the following terms:

$$\mathcal{H} = \mathcal{H}_{\text{hop}} + \mathcal{H}_{\text{SOC}} + \mathcal{H}_{\text{LF}} + \mathcal{H}_{\text{Hubbard}}, \quad (5)$$

which is the sum of the kinetic hopping term, the SOC, the ligand field splitting, and the Hubbard term. The kinetic hopping term can be written generically as follows:

$$\mathcal{H}_{\text{hop}} = - \sum_{\langle ij \rangle \in \gamma} \left[\mathbf{d}_i^\dagger (T^\gamma \otimes \mathbb{1}_2) \mathbf{d}_j + \text{H.c.} \right], \quad (6)$$

where $\mathbb{1}_n$ is the $n \times n$ identity matrix, and T^γ with $\gamma = x, y$, and z are

$$\begin{aligned} T^x &= \begin{pmatrix} 0 & 0 & 0 \\ 0 & 0 & t_2 \\ 0 & t_2 & 0 \end{pmatrix}, & T^y &= \begin{pmatrix} 0 & 0 & t_2 \\ 0 & 0 & 0 \\ t_2 & 0 & 0 \end{pmatrix}, \\ T^z &= \begin{pmatrix} 0 & t_2 & 0 \\ t_2 & 0 & 0 \\ 0 & 0 & 0 \end{pmatrix}, \end{aligned} \quad (7)$$

where t_2 is the main contribution coming from the pathway via Cl p -orbitals. Of course, we can consider a more generic form including t_i ($i = 1, \dots, 4$) [28, 29].

The SOC Hamiltonian is $\mathcal{H}_{\text{SOC}} = (\lambda/2) \sum_{i,\alpha} \mathbf{d}_i^\dagger (l^\alpha \otimes \sigma^\alpha) \mathbf{d}_i$, where $\lambda > 0$, $(l^\alpha)_{\beta\gamma} = -i\epsilon_{\alpha\beta\gamma}$, and σ^α are Pauli matrices with $\alpha = x, y$, and z . $\mathcal{H}_{\text{LF}} =$

$$q_{ii_z} = \frac{t_2^2}{(U + \frac{3}{2}\lambda)^2} \begin{pmatrix} \frac{4}{3}(S_i^x S_{i_z}^x - S_i^y S_{i_z}^y) + 4S_i^z S_{i_z}^z & -\frac{4}{3}(S_i^x S_{i_z}^y + S_i^y S_{i_z}^x) & -\frac{16}{3}S_i^x S_{i_z}^z \\ -\frac{4}{3}(S_i^x S_{i_z}^y + S_i^y S_{i_z}^x) & \frac{4}{3}(S_i^y S_{i_z}^y - S_i^x S_{i_z}^x) + 4S_i^z S_{i_z}^z & -\frac{16}{3}S_i^y S_{i_z}^z \\ -\frac{16}{3}S_i^x S_{i_z}^z & -\frac{16}{3}S_i^y S_{i_z}^z & -8S_i^z S_{i_z}^z \end{pmatrix}, \quad (12)$$

up to a trivial constant. Though it looks complicated, the main contribution is simple. In the spirit of Kitaev's perturbative treatment of the magnetic field, we can regard the first contribution to be the one which does not

$\Delta \sum_i \mathbf{d}_i^\dagger [(\mathbf{l} \cdot \hat{\mathbf{n}})^2 \otimes \mathbb{1}_2] \mathbf{d}_i$ with $\hat{\mathbf{n}} = (1, 1, 1)/\sqrt{3}$, assuming the preserved C_3 symmetry of the lattice.

$\mathcal{H}_{\text{Hubbard}}$ is a multiorbital Hubbard interaction term. We here ignore the Hund coupling J_H for simplicity as J_H is much smaller than the Hubbard interaction U . $\mathcal{H}_{\text{Hubbard}} = (U/2) \sum_i n_i(n_i - 1)$, where $n_i = \mathbf{d}_i^\dagger \cdot \mathbf{d}_i$ is a number operator for each site.

Let us begin with the case without a ligand field splitting by setting $\Delta = 0$. In the atomic limit without a kinetic term, the system has exactly one hole per site. The states for a single hole are split into $J_{\text{eff}} = 3/2$ and $J_{\text{eff}} = 1/2$, and the atomic ground state consists of degenerate $J_{\text{eff}} = 1/2$ pseudospins as $\lambda > 0$, which is denoted by \mathcal{S}_i . The effective operator form of $q^{\alpha\beta}$ in terms of pseudospins \mathcal{S}_i can be derived from the second-order perturbation in the kinetic term. This is achieved by perturbing a magnetic state $|\phi_m\rangle$ into $|\psi_m\rangle$ up to the first order and by computing

$$\left[q_{\text{eff}}^{\alpha\beta} \right]_{mn} = \langle \psi_m | q^{\alpha\beta} | \psi_n \rangle. \quad (8)$$

$|\psi_m\rangle$ is

$$|\psi_m\rangle = \alpha |\phi_m\rangle + \frac{1 - P}{E_0 - \mathcal{H}_0} \mathcal{H}_{\text{hop}} |\phi_m\rangle, \quad (9)$$

where $\alpha \sim 1$ is a renormalization constant, P is a projection operator onto unperturbed states, and \mathcal{H}_0 is an unperturbed Hamiltonian with an energy E_0 for $|\phi_m\rangle$. Since the original $J_{\text{eff}} = 1/2$ state $|\phi_m\rangle$ does not have an EQM, the effective operator can finally be written

$$q_{\text{eff}}^{\alpha\beta} = P \mathcal{H}_{\text{hop}} \frac{1 - P}{E_0 - \mathcal{H}_0} q^{\alpha\beta} \frac{1 - P}{E_0 - \mathcal{H}_0} \mathcal{H}_{\text{hop}} P. \quad (10)$$

The contribution of the $\langle ij \rangle$ bond to the i th site can also be written as

$$q_{ij}^{\alpha\beta} = P \mathcal{H}_{\text{hop}}^{i \rightarrow j} \frac{1 - P}{E_0 - \mathcal{H}_0} q_i^{\alpha\beta} \frac{1 - P}{E_0 - \mathcal{H}_0} \mathcal{H}_{\text{hop}}^{j \rightarrow i} P, \quad (11)$$

where $\mathcal{H}_{\text{hop}}^{j \rightarrow i} = \mathbf{d}_i^\dagger (T^\gamma \otimes \mathbb{1}_2) \mathbf{d}_j$ when $\langle ij \rangle \in \gamma$.

From now on, an NN site of i is denoted by i_γ for the γ -direction. When $\gamma = z$, the direct calculation leads to the following effective EQM:

change the flux sector. In $q_{ii_z}^{\alpha\beta}$, such a contribution is only the $S_i^z S_{i_z}^z$ term in the diagonal element, which can

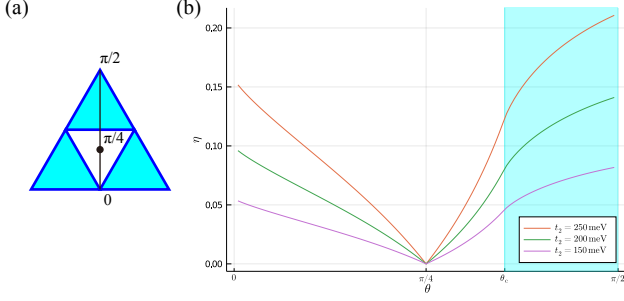


FIG. 2. (a) Phase diagram of the Kitaev model [1]. Cyan regions represent A phase, and a white region represents B phase. A black solid line represents the $K^x = K^y$ line, which is parametrized by θ as depicted. (b) η with respect to the model parameter θ . $\Delta = 10$ meV, $\lambda = 150$ meV, and $U = 1.5$ eV are used. t_2 takes 150, 200, and 250 meV. Kitaev's gapped A phase is shown by a cyan shaded region.

be written, assuming that i is on the even sublattice, as

$$P_0 q_{ii} P_0 = \frac{t_2^2}{(U + \frac{3}{2}\lambda)^2} \begin{pmatrix} -ic_i c_{i_z} & 0 & 0 \\ 0 & -ic_i c_{i_z} & 0 \\ 0 & 0 & 2ic_i c_{i_z} \end{pmatrix}, \quad (13)$$

where P_0 is a projection operator onto the 0-flux sector.

By summing up all the contributions from the three bonds surrounding the i th site, the total EQM in the second order becomes

$$P_0 q_i P_0 = \frac{t_2^2}{(U + \frac{3}{2}\lambda)^2} \begin{pmatrix} 3ic_i c_{i_x} & 0 & 0 \\ 0 & 3ic_i c_{i_y} & 0 \\ 0 & 0 & 3ic_i c_{i_z} \end{pmatrix} - \frac{t_2^2}{(U + \frac{3}{2}\lambda)^2} (ic_i c_{i_x} + ic_i c_{i_y} + ic_i c_{i_z}) \mathbb{1}_3, \quad (14)$$

which is nothing but a nematic order parameter as two terms cancel out when $\langle ic_i c_{i_x} \rangle = \langle ic_i c_{i_y} \rangle = \langle ic_i c_{i_z} \rangle$ and the C_3 symmetry around the i th site is preserved. Thus, we have shown that EQM of Ru is directly connected to the nematic order parameter of Majorana fermions. Especially, a nematic Kitaev spin liquid (NKSL) where the ground state remains the 0-flux sector but breaks the C_3 symmetry by a nematic order parameter can be detected through the measurement of this EQM directly by Ru-NMR or Ru-MS. However, such an effect could compete with a static EQM coming from the trigonal distortion, so we should be careful about whether η is detectable if we include both of the contributions.

Trigonal distortion.— Even if we introduce a small trigonal distortion $\Delta \neq 0$, the ground state remains a Kramers doublet in the atomic limit and the effective spin-1/2 description is valid. The effective operator form of EQM can be obtained almost in the same way as before up to the first order in Δ/λ .

$$P_0 q_i P_0 = \begin{pmatrix} \frac{3it_2^2}{(U + \frac{3}{2}\lambda)^2} c_i c_{i_x} & -\frac{4\Delta}{3\lambda} & -\frac{4\Delta}{3\lambda} \\ -\frac{4\Delta}{3\lambda} & \frac{3it_2^2}{(U + \frac{3}{2}\lambda)^2} c_i c_{i_y} & -\frac{4\Delta}{3\lambda} \\ -\frac{4\Delta}{3\lambda} & -\frac{4\Delta}{3\lambda} & \frac{3it_2^2}{(U + \frac{3}{2}\lambda)^2} c_i c_{i_z} \end{pmatrix} - \frac{t_2^2}{(U + \frac{3}{2}\lambda)^2} (ic_i c_{i_x} + ic_i c_{i_y} + ic_i c_{i_z}) \mathbb{1}_3 + O(\Delta^2, \Delta t_2^2, t_2^4). \quad (15)$$

By diagonalizing this tensor, we can calculate the value of η . Since usually $\Delta/\lambda > t_2^2/U^2$, the principal a -axis is nearly perpendicular to the (111) plane. b - and c -axes are inside this plane, detecting the C_3 symmetry of the system.

In order to show the relevance of our theory to detect NKSL, we try to check the size of η for the ansatz state. In the mean-field level, the ansatz state of NKSL should be the ground state for the following ansatz Hamiltonian.

$$\mathcal{H}_{\text{NKSL}} = - \sum_{\langle ij \rangle \in \gamma} K^\gamma S_i^\gamma S_j^\gamma, \quad (16)$$

where $K^\gamma > 0$ is an effective Kitaev interaction for the γ -direction. On the $K^x = K^y$ line shown in Fig. 2(a), Lieb's theorem [33] is applicable and the expectation value of EQM becomes

$$\langle \Psi_{\text{GS}} | q_i | \Psi_{\text{GS}} \rangle = \langle \Psi_{\text{GS}} | P_0 q_i P_0 | \Psi_{\text{GS}} \rangle, \quad (17)$$

for any ground state $|\Psi_{\text{GS}}\rangle$. We then compute η for the ground state of $\mathcal{H}_{\text{NKSL}}$ along the line $K^x = K^y$. The results are shown in Fig. 2(b), where θ is defined as $\tan \theta = K^z/K^x$. The calculation method is included in SM [32].

From the isotropic point $\theta = \pi/4$ with $\eta = 0$, the value of η gradually grows, and continuously changes around $\theta = \theta_c$ with $\tan \theta_c = 2$, where the topological transition between Kitaev's B and A phases occurs. In the gapped A phase (cyan shaded region), η reaches 0.1–0.2. Thus, the topological nematic transition should result in $O(0.1)$ change of the value of η , which is definitely detectable in the Ru-NMR or Ru-MS measurement.

Though the transition is continuous, the derivative of η has a cusp at the transition point (see Fig. S2 in SM [32]). Experimentally, the B phase and the A phase can be distinguished by the presence of a cusp in the derivative, and the critical value can be determined by its position. The consequence of an applied magnetic field is also discussed in SM [32].

Other contributions.— In this Letter, we have only considered the onsite d -orbital contribution to EFG. Usually, the interaction with EFG is divided into onsite and offsite

contributions [34] as $\mathcal{H}_{\text{el}} = \mathcal{H}_{\text{el}}^{\text{on}} + \mathcal{H}_{\text{el}}^{\text{out}}$ with

$$\begin{aligned}\mathcal{H}_{\text{el}}^{\text{on}} &= -\frac{e^2 Q}{2I(2I-1)} \langle r^{-3} \rangle \langle L \| \alpha \| L \rangle \mathbf{I} \overleftrightarrow{q} \mathbf{I}, \\ \mathcal{H}_{\text{el}}^{\text{out}} &= (1 - \gamma_\infty) \frac{eQ}{2I(2I-1)} \mathbf{I} \overleftrightarrow{V}^{\text{out}} \mathbf{I},\end{aligned}\quad (18)$$

where e is the elementary charge, Q is the quadrupole moment of the nucleus, \mathbf{I} are nuclear spin operators where I depends on the isotope, $\langle r^{-3} \rangle$ is the expectation value of r^{-3} for Ru $4d$ -electrons, $\langle L \| \alpha \| L \rangle$ is a constant defined in Ref. [34], γ_∞ is the Sternheimer antishielding factor, and $\overleftrightarrow{V}^{\text{out}}$ is the EFG tensor caused by the surrounding ions.

Usually, $\mathcal{H}_{\text{el}}^{\text{on}}$ is the main contribution as Ru $4d$ -orbitals are strongly localized, and thus we have ignored the effect of $\mathcal{H}_{\text{el}}^{\text{out}}$ so far. However, because the C_3 symmetric structure of ligands is stable in α -RuCl₃, the effect of $\overleftrightarrow{V}^{\text{out}}$ is just renormalizing the value of Δ . Therefore, our theory is qualitatively valid even if we include the contribution from the surrounding ions. Whether or not it gives a nonnegligible change quantitatively will be discussed in the future.

Discussion.— We have shown that the nematic transition in α -RuCl₃ is detectable by NMR and MS through the measurement of η . Experiments should be combined with the high-resolution X-ray diffraction to exclude the possibility of a lattice distortion. While the conclusion is modified when the external magnetic field is applied, the first-order contribution vanishes and η still serves as a nematic order parameter. The mechanism of the detection itself is different from conventional electronic nematic phases. Although the expression of q given by the bilinear form of the spin operators is not limited to Kitaev systems, its highly anisotropic form is a consequence of the strong SOC.

Our theory can be generalized to the three-dimensional extensions of the Kitaev model [35, 36]. Especially, the spin-Peierls instability expected in the hyperoctagon lattice [37] is potentially detectable in our scheme based on NMR and MS.

In the case of NMR, not only static quantities like EFG, but also dynamical quantities can be observed. Especially, the nuclear spin-lattice relaxation rate divided by temperature $1/T_1 T$ would also be a good probe for the time scale of the nematic transition. We would remark that the anisotropy of $1/T_1 T$ can be another signature of the existence of a nematic order [38].

We thank K. Ishida, Y. Matsuda, T. Shibauchi, S. Suetsugu, and Y. Tada for fruitful discussions. This work was supported by the Grant-in-Aids for Scientific Research from MEXT of Japan (Grant No. 17K05517), and JST CREST Grant Number JPMJCR19T5, Japan.

* myamada@mp.es.osaka-u.ac.jp

- [1] A. Kitaev, Ann. Phys. **321**, 2 (2006), january Special Issue.
- [2] G. Jackeli and G. Khaliullin, Phys. Rev. Lett. **102**, 017205 (2009).
- [3] Y. Singh and P. Gegenwart, Phys. Rev. B **82**, 064412 (2010).
- [4] Y. Singh, S. Manni, J. Reuther, T. Berlijn, R. Thomale, W. Ku, S. Trebst, and P. Gegenwart, Phys. Rev. Lett. **108**, 127203 (2012).
- [5] K. W. Plumb, J. P. Clancy, L. J. Sandilands, V. V. Shankar, Y. F. Hu, K. S. Burch, H.-Y. Kee, and Y.-J. Kim, Phys. Rev. B **90**, 041112 (2014).
- [6] Y. Kasahara, K. Sugii, T. Ohnishi, M. Shimozawa, M. Yamashita, N. Kurita, H. Tanaka, J. Nasu, Y. Motome, T. Shibauchi, and Y. Matsuda, Phys. Rev. Lett. **120**, 217205 (2018).
- [7] Y. Kasahara, T. Ohnishi, Y. Mizukami, O. Tanaka, S. Ma, K. Sugii, N. Kurita, H. Tanaka, J. Nasu, Y. Motome, T. Shibauchi, and Y. Matsuda, Nature **559**, 227 (2018).
- [8] A. Banerjee, P. Lampen-Kelley, J. Knolle, C. Balz, A. A. Aczel, B. Winn, Y. Liu, D. Pajerowski, J. Yan, C. A. Bridges, A. T. Savici, B. C. Chakoumakos, M. D. Lumsden, D. A. Tennant, R. Moessner, D. G. Mandrus, and S. E. Nagler, npj Quantum Mater. **3**, 8 (2018).
- [9] N. Janša, A. Zorko, M. Gomilšek, M. Pregelj, K. W. Krämer, D. Biner, A. Biffin, C. Rüegg, and M. Klanjšek, Nat. Phys. **14**, 786 (2018).
- [10] B. W. Lebert, S. Kim, V. Bisogni, I. Jarrige, A. M. Barbour, and Y.-J. Kim, J. Phys. Condens. Matter **32**, 144001 (2020).
- [11] A. Y. Kitaev, Ann. Phys. **303**, 2 (2003).
- [12] M. G. Yamada, H. Fujita, and M. Oshikawa, Phys. Rev. Lett. **119**, 057202 (2017).
- [13] K. Penc and A. M. Läuchli, “Spin nematic phases in quantum spin systems,” in *Introduction to Frustrated Magnetism: Materials, Experiments, Theory*, edited by C. Lacroix, P. Mendels, and F. Mila (Springer Berlin Heidelberg, Berlin, Heidelberg, 2011) pp. 331–362.
- [14] M. P. Lilly, K. B. Cooper, J. P. Eisenstein, L. N. Pfeiffer, and K. W. West, Phys. Rev. Lett. **82**, 394 (1999).
- [15] R. A. Borzi, S. A. Grigera, J. Farrell, R. S. Perry, S. J. S. Lister, S. L. Lee, D. A. Tennant, Y. Maeno, and A. P. Mackenzie, Science **315**, 214 (2007).
- [16] C. de la Cruz, Q. Huang, J. W. Lynn, J. Li, W. Ratcliff II, J. L. Zarestky, H. A. Mook, G. F. Chen, J. L. Luo, N. L. Wang, and P. Dai, Nature **453**, 899 (2008).
- [17] J. S. Gordon, A. Catuneanu, E. S. Sørensen, and H.-Y. Kee, Nat. Commun. **10**, 2470 (2019).
- [18] H.-Y. Lee, R. Kaneko, L. E. Chern, T. Okubo, Y. Yamaji, N. Kawashima, and Y. B. Kim, Nat. Commun. **11**, 1639 (2020).
- [19] J. Li, B. Lei, D. Zhao, L. P. Nie, D. W. Song, L. X. Zheng, S. J. Li, B. L. Kang, X. G. Luo, T. Wu, and X. H. Chen, Phys. Rev. X **10**, 011034 (2020).
- [20] O. Tanaka, Y. Mizukami, R. Harasawa, K. Hashimoto, N. Kurita, H. Tanaka, S. Fujimoto, Y. Matsuda, E.-G. Moon, and T. Shibauchi, arXiv:2007.06757.
- [21] M. O. Takahashi, M. G. Yamada, D. Takikawa, T. Mizushima, and S. Fujimoto, arXiv:2101.05959.

- [22] M. G. Yamada, M. Oshikawa, and G. Jackeli, Phys. Rev. Lett. **121**, 097201 (2018).
- [23] M. Majumder, M. Schmidt, H. Rosner, A. A. Tsirlin, H. Yasuoka, and M. Baenitz, Phys. Rev. B **91**, 180401 (2015).
- [24] Y. Kobayashi, T. Okada, K. Asai, M. Katada, H. Sano, and F. Ambe, Inorg. Chem. **31**, 4570 (1992).
- [25] M. Toyoda, Y. Kobayashi, and M. Itoh, Phys. Rev. B **97**, 094515 (2018).
- [26] M. Toyoda, A. Ichikawa, Y. Kobayashi, M. Sato, and M. Itoh, Phys. Rev. B **97**, 174507 (2018).
- [27] S. Kitagawa, K. Ishida, W. Ishii, T. Yajima, and Z. Hiroi, Phys. Rev. B **98**, 220507 (2018).
- [28] A. Bolens, H. Katsura, M. Ogata, and S. Miyashita, Phys. Rev. B **97**, 161108 (2018).
- [29] A. Bolens, Phys. Rev. B **98**, 125135 (2018).
- [30] R. G. Pereira and R. Egger, Phys. Rev. Lett. **125**, 227202 (2020).
- [31] L. N. Bulaevskii, C. D. Batista, M. V. Mostovoy, and D. I. Khomskii, Phys. Rev. B **78**, 024402 (2008).
- [32] See Supplemental Material at [URL will be inserted by publisher] for more details.
- [33] E. H. Lieb, Phys. Rev. Lett. **73**, 2158 (1994).
- [34] A. Abragam and B. Bleaney, *Electron Paramagnetic Resonance of Transition Ions* (Clarendon Press, Oxford, 1970).
- [35] K. O'Brien, M. Hermanns, and S. Trebst, Phys. Rev. B **93**, 085101 (2016).
- [36] M. G. Yamada, V. Dwivedi, and M. Hermanns, Phys. Rev. B **96**, 155107 (2017).
- [37] M. Hermanns, S. Trebst, and A. Rosch, Phys. Rev. Lett. **115**, 177205 (2015).
- [38] A. Smerald and N. Shannon, Phys. Rev. B **93**, 184419 (2016).

Supplemental Material for “Electric probe for the toric code phase in Kitaev materials through the hyperfine interaction”

Masahiko G. Yamada^{1,*} and Satoshi Fujimoto^{1,2}

¹*Department of Materials Engineering Science, Osaka University, Toyonaka 560-8531, Japan*

²*Center for Quantum Information and Quantum Biology, Osaka University, Toyonaka 560-8531, Japan*

CONTRIBUTION FROM THE e_g -ORBITALS

We quickly discuss the nonnegligible contribution from the e_g -orbitals. In this section, we ignore a spin index for simplicity. In the basis set for the d -orbitals with

$$\mathbf{d}^\dagger = (d_{yz}^\dagger, d_{xz}^\dagger, d_{xy}^\dagger, d_{3z^2-r^2}^\dagger, d_{x^2-y^2}^\dagger), \quad (\text{S1})$$

the angular momentum operator \mathbf{L} can be written as follows:

$$L^x = \mathbf{d}^\dagger \begin{pmatrix} 0 & 0 & 0 & -\sqrt{3}i & -i \\ 0 & 0 & i & 0 & 0 \\ 0 & -i & 0 & 0 & 0 \\ \sqrt{3}i & 0 & 0 & 0 & 0 \\ i & 0 & 0 & 0 & 0 \end{pmatrix} \mathbf{d}, \quad L^y = \mathbf{d}^\dagger \begin{pmatrix} 0 & 0 & -i & 0 & 0 \\ 0 & 0 & 0 & \sqrt{3}i & -i \\ i & 0 & 0 & 0 & 0 \\ 0 & -\sqrt{3}i & 0 & 0 & 0 \\ 0 & i & 0 & 0 & 0 \end{pmatrix} \mathbf{d}, \quad L^z = \mathbf{d}^\dagger \begin{pmatrix} 0 & i & 0 & 0 & 0 \\ -i & 0 & 0 & 0 & 0 \\ 0 & 0 & 0 & 0 & 2i \\ 0 & 0 & 0 & 0 & 0 \\ 0 & 0 & -2i & 0 & 0 \end{pmatrix} \mathbf{d}. \quad (\text{S2})$$

Though the up-left 3×3 part coincides with $-\mathbf{l}_{\text{eff}}$, there are offdiagonal elements in \mathbf{L} [1]. Thus, the product of the two has a nontrivial contribution from the e_g -orbitals.

COMPUTATION OF THE ANISOTROPY PARAMETER

In a nematic Kitaev spin liquid (NKSL), the anisotropy parameter η can be computed as follows. First, we consider the case without a magnetic field. In this case, the Hamiltonian is $\mathcal{H}_{\text{NKSL}}$ in the main text and the ground state is exactly solvable by introducing Majorana fermions [2].

$$|\Psi_{\text{GS}}\rangle = P_{\text{phys}} |\Psi\rangle, \quad (\text{S3})$$

where P_{phys} is a projection onto the physical subspace, and $|\Psi\rangle$ is the ground state of the itinerant Majorana fermions c_i . Thus,

$$\langle ic_i c_j \rangle = \langle \Psi_{\text{GS}} | ic_i c_j | \Psi_{\text{GS}} \rangle = \langle \Psi | P_{\text{phys}} ic_i c_j P_{\text{phys}} | \Psi \rangle \quad (\text{S4})$$

Meanwhile, $\mathcal{H}_{\text{NKSL}}$ obeys

$$\langle \Psi_{\text{GS}} | \mathcal{H}_{\text{NKSL}} | \Psi_{\text{GS}} \rangle = \sum_{\langle ij \rangle \in \gamma} \frac{K^\gamma}{4} \langle \Psi | P_{\text{phys}} ic_i c_j P_{\text{phys}} | \Psi \rangle, \quad (\text{S5})$$

assuming that the ground state is in the 0-flux sector. Thus, from the Hellmann-Feynman theorem $\langle ic_i c_j \rangle$ for the γ -direction can be computed by

$$\langle ic_i c_j \rangle_\gamma = \frac{4}{N_{\text{unit}}} \frac{\partial}{\partial K^\gamma} \langle \Psi_{\text{GS}} | \mathcal{H}_{\text{NKSL}} | \Psi_{\text{GS}} \rangle, \quad (\text{S6})$$

where N_{unit} is the number of unit cells [3]. We here note that in the thermodynamic limit physical states and unphysical states have the same energy and the same expectation value for physical observables [4]. Thus, we can ignore P_{phys} and use $|\Psi\rangle$ directly to calculate observables, as long as the thermodynamic limit can be taken analytically.

The direct computation gives

$$E = \langle \Psi | \mathcal{H}_{\text{NKSL}} | \Psi \rangle = -\frac{1}{16\pi^2} \int_0^{2\pi} dk_1 \int_0^{2\pi} dk_2 \varepsilon_k, \quad (\text{S7})$$

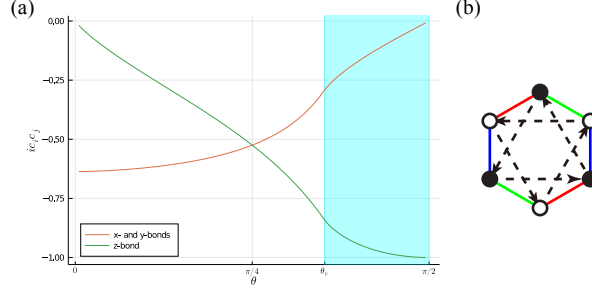


FIG. S1. (a) $\langle ic_i c_j \rangle$ for each bond direction. The definition of θ is included in the main text. A cyan shaded region represents Kitaev's A phase. (b) Honeycomb lattice with a direction of the NNN bonds shown in black dashed arrows.

where $\varepsilon_k = |K^x e^{ik_1} + K^y e^{ik_2} + K^z|$. Thus,

$$\langle ic_i c_j \rangle_x = -\frac{1}{4\pi^2} \int_{\text{BZ}} d^2k \frac{(K^x \cos k_1 + K^y \cos k_2 + K^z) \cos k_1 + (K^x \sin k_1 + K^y \sin k_2) \sin k_1}{\varepsilon_k}, \quad (\text{S8})$$

$$\langle ic_i c_j \rangle_y = -\frac{1}{4\pi^2} \int_{\text{BZ}} d^2k \frac{(K^x \cos k_1 + K^y \cos k_2 + K^z) \cos k_2 + (K^x \sin k_1 + K^y \sin k_2) \sin k_2}{\varepsilon_k}, \quad (\text{S9})$$

$$\langle ic_i c_j \rangle_z = -\frac{1}{4\pi^2} \int_{\text{BZ}} d^2k \frac{K^x \cos k_1 + K^y \cos k_2 + K^z}{\varepsilon_k}, \quad (\text{S10})$$

where the numerical integration is done in the whole Brillouin zone (BZ), $0 \leq k_1 \leq 2\pi$ and $0 \leq k_2 \leq 2\pi$. The expectation values of $ic_i c_j$ are plotted in Fig. S1(a). We also plot the derivative of η in the same strategy as shown in Fig. S2.

The same strategy applies to the case without a time-reversal symmetry. For simplicity, we only consider the case where $K^x = K^y = K^z = K$. The Hamiltonian considered here is

$$\mathcal{H}_{\text{mag}} = -K \sum_{\langle ij \rangle \in \gamma} S_i^\gamma S_j^\gamma - \kappa \sum_{\langle ijk \rangle_{\alpha\beta\gamma}} S_i^\alpha S_j^\beta S_k^\gamma, \quad (\text{S11})$$

where κ is a real time-reversal breaking parameter. $\langle ijk \rangle_{\alpha\beta\gamma}$ means nearest-neighbor (NN) pairs, where $\langle ij \rangle$ and $\langle jk \rangle$ are on the α - and γ -directions, respectively, and β is the component which is neither α nor γ .

As is well-known, the κ term is nothing but a next-nearest-neighbor (NNN) hopping term for Majorana fermions. Thus, we can compute the expectation value of NNN hopping terms from the derivative about κ . The final expression becomes

$$\langle ic_i c_j \rangle_{\text{NN}} = -\frac{1}{12\pi^2} \int_{\text{BZ}} d^2k \frac{K |e^{ik_1} + e^{ik_2} + 1|^2}{\epsilon_k}, \quad (\text{S12})$$

$$\langle ic_i c_j \rangle_{\text{NNN}} = -\frac{1}{12\pi^2} \int_{\text{BZ}} d^2k \frac{\kappa [\sin k_1 - \sin k_2 + \sin(k_2 - k_1)]^2}{\epsilon_k}, \quad (\text{S13})$$

where $\langle ic_i c_j \rangle_{\text{NN}}$ is a bond expectation value for NN bonds, $\langle ic_i c_j \rangle_{\text{NNN}}$ is a bond expectation value for NNN bonds, and $\epsilon_k = \sqrt{K^2 |e^{ik_1} + e^{ik_2} + 1|^2 + \kappa^2 [\sin k_1 - \sin k_2 + \sin(k_2 - k_1)]^2}$. As for NNN bonds, the bond direction is defined as illustrated in Fig. S1(b), where the arrow points from j to i . These formulae will be used in the next section.

MAGNETIC FIELD EFFECT

In the main text, we have assumed the existence of a time-reversal symmetry, but in real NMR or MS experiments an external magnetic field is usually applied. First, we modify the ansatz Hamiltonian as follows:

$$\mathcal{H}_{\text{Zeeman}} = - \sum_{\langle ij \rangle \in \gamma} K^\gamma S_i^\gamma S_j^\gamma - \mathbf{h} \cdot \sum_i \mathbf{S}_i, \quad (\text{S14})$$

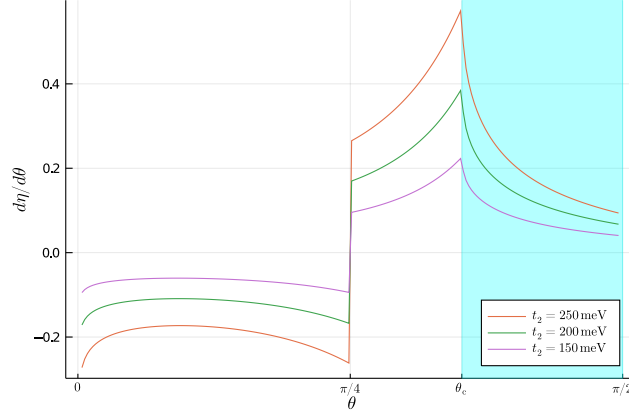


FIG. S2. Derivative of η . A cyan shaded region represents Kitaev's A phase. As clearly seen, $d\eta/d\theta$ has a cusp at the transition point $\theta = \theta_c$ between the B phase and the A phase.

where $\mathbf{h} = (h^x, h^y, h^z)$ represents the normalized external field.

In the first-order in \mathbf{h} , the wavefunction can be approximated as

$$|\Psi^{(1)}\rangle \sim |\Psi_{\text{GS}}\rangle - \frac{1 - P_0}{-\Delta_{\text{flux}}} \mathbf{h} \cdot \sum_i \mathbf{S}_i |\Psi_{\text{GS}}\rangle, \quad (\text{S15})$$

where $\Delta_{\text{flux}} \sim 0.26K/4$ is a flux gap energy for two neighboring vortices. In the first order, only the contribution that creates or annihilates two neighboring vortices survives. This condition holds for $S_i^x S_{i_z}^z$ and $S_i^y S_{i_z}^z$ in Eq. (12) in the main text, for example, which results in the following NNN hopping operators, after summing up three surrounding bonds around the i th site:

$$P_0 q_i P_0 = \begin{pmatrix} \frac{3it_2^2}{(U + \frac{3}{2}\lambda)^2} c_i c_x & -\frac{4\Delta}{3\lambda} + \frac{4it_2^2 h^z}{3(U + \frac{3}{2}\lambda)^2 \Delta_{\text{flux}}} (c_{i_z} c_{i_x} + c_{i_y} c_{i_z}) & -\frac{4\Delta}{3\lambda} + \frac{4it_2^2 h^y}{3(U + \frac{3}{2}\lambda)^2 \Delta_{\text{flux}}} (c_{i_y} c_{i_z} + c_{i_x} c_{i_y}) \\ -\frac{4\Delta}{3\lambda} + \frac{4it_2^2 h^z}{3(U + \frac{3}{2}\lambda)^2 \Delta_{\text{flux}}} (c_{i_z} c_{i_x} + c_{i_y} c_{i_z}) & \frac{3it_2^2}{(U + \frac{3}{2}\lambda)^2} c_i c_y & -\frac{4\Delta}{3\lambda} + \frac{4it_2^2 h^x}{3(U + \frac{3}{2}\lambda)^2 \Delta_{\text{flux}}} (c_{i_z} c_{i_x} + c_{i_x} c_{i_y}) \\ -\frac{4\Delta}{3\lambda} + \frac{4it_2^2 h^y}{3(U + \frac{3}{2}\lambda)^2 \Delta_{\text{flux}}} (c_{i_y} c_{i_z} + c_{i_x} c_{i_y}) & -\frac{4\Delta}{3\lambda} + \frac{4it_2^2 h^z}{3(U + \frac{3}{2}\lambda)^2 \Delta_{\text{flux}}} (c_{i_z} c_{i_x} + c_{i_x} c_{i_y}) & \frac{3it_2^2}{(U + \frac{3}{2}\lambda)^2} c_i c_z \end{pmatrix} - \frac{t_2^2}{(U + \frac{3}{2}\lambda)^2} (i c_i c_{i_x} + i c_i c_{i_y} + i c_i c_{i_z}) \mathbb{1}_3. \quad (\text{S16})$$

All new terms are NNN hopping operators breaking the time-reversal symmetry, so their contribution vanishes in the computation of $\langle \Psi_{\text{GS}} | q_i | \Psi_{\text{GS}} \rangle = \langle \Psi_{\text{GS}} | P_0 q_i P_0 | \Psi_{\text{GS}} \rangle$, as long as $|\Psi_{\text{GS}}\rangle$ is time-reversal symmetric. Thus, the magnetic field effect is negligible in the first order.

Though we have shown that the time-reversal breaking effect is negligible in the first-order perturbation, there could be another effect which produces a nonzero expectation value for NNN bonds. For example, if the Γ' term coming from the trigonal distortion is included in the magnetic Hamiltonian, the gap opening by the time-reversal breaking can occur in the first-order in \mathbf{h} [5, 6]. This type of effects can be included by adding a so-called κ term to the Hamiltonian by hand.

$$\mathcal{H}_{\text{eff}} = - \sum_{\langle ij \rangle \in \gamma} K^\gamma S_i^\gamma S_j^\gamma - \kappa \sum_{\langle ijk \rangle_{\alpha\beta\gamma}} S_i^\alpha S_j^\beta S_k^\gamma - \mathbf{h} \cdot \sum_i \mathbf{S}_i. \quad (\text{S17})$$

The κ term explicitly breaks the time-reversal symmetry and $\langle i c_i c_j \rangle$ for NNN bonds no longer vanish [7]. Again we use the first-order perturbation in \mathbf{h} and now the magnetic field effect becomes nontrivial. Even in the case where $K^x = K^y = K^z$ without a nematic order, η does not always vanish unless the magnetic field is perpendicular to the (111) plane. A careful treatment is necessary to detect a nematic order through η .

Fortunately, however, this effect is very small when we apply an in-plane magnetic field. This is because the first-order contribution of \mathbf{h} for $\kappa(h^x, h^y, h^z)$ vanishes when $h^x + h^y + h^z = 0$, assuming the complete C_3 symmetry of the

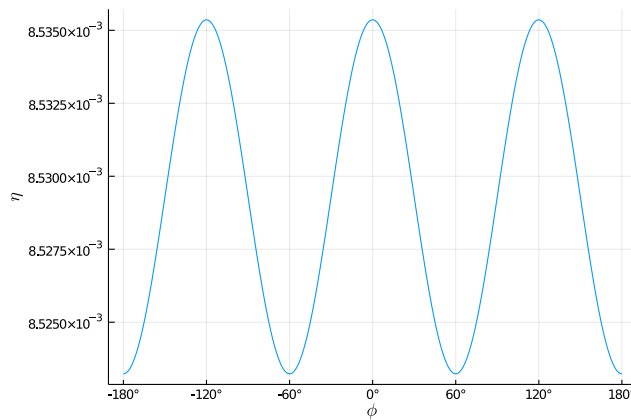


FIG. S3. Field angle dependence of η . The magnetic field is applied in the (111) plane with an angle ϕ . A typical ansatz for $\kappa/K = 0.1$ and $|\mathbf{h}|/K = 0.1$ is used. $\Delta = 10$ meV, $\lambda = 150$ meV, $t_2 = 200$ meV, and $U = 1.5$ eV are used.

original electronic Hamiltonian. κ is effectively expanded from the third order in \mathbf{h} , and we can assume that κ to be $O(h^3)$, which is consistent with experiments [8].

We plot the angle dependence of η with respect to an azimuth angle ϕ of the applied magnetic field in Fig. S3 in the isotropic case $K^x = K^y = K^z = K$. As is clearly seen, a small but nonzero η appears due to the applied magnetic field. It has a tiny angle dependence with a period of 120° . Thus, we can say that experiments should be done by comparing $\phi = 0^\circ$ with 120° to avoid this field effect.

To sum up, in reality η is not exactly 0 even in the isotropic case, so we should be careful about the actual experimental setup to determine the critical point of the nematic transition. Experiments should be combined with a measurement of an anisotropy of the relaxation rate $1/T_1T$, which is compared between $\phi = 0^\circ$ and 120° , for example.

* myamada@mp.es.osaka-u.ac.jp

- [1] G. L. Stamokostas and G. A. Fiete, Phys. Rev. B **97**, 085150 (2018).
- [2] A. Kitaev, Ann. Phys. **321**, 2 (2006), january Special Issue.
- [3] C. Li and M. Franz, Phys. Rev. B **98**, 115123 (2018).
- [4] F. Zschocke and M. Vojta, Phys. Rev. B **92**, 014403 (2015).
- [5] D. Takikawa and S. Fujimoto, Phys. Rev. B **99**, 224409 (2019).
- [6] D. Takikawa and S. Fujimoto, Phys. Rev. B **102**, 174414 (2020).
- [7] It is not trivial to show that κ does not depend on the bond direction even if K^γ are not equal. See *e.g.* Eq. (9) in Ref. [9].
- [8] O. Tanaka, Y. Mizukami, R. Harasawa, K. Hashimoto, N. Kurita, H. Tanaka, S. Fujimoto, Y. Matsuda, E.-G. Moon, and T. Shibauchi, arXiv:2007.06757.
- [9] M. G. Yamada, npj Quantum Mater. **5**, 82 (2020).