

A Closer Look at the Robustness of Vision-and-Language Pre-trained Models

Linjie Li, Zhe Gan, Jingjing Liu
Microsoft Dynamics 365 AI Research

{lindsey.li, zhe.gan, jingjl}@microsoft.com

Abstract

Large-scale pre-trained multimodal transformers, such as ViLBERT and UNITER, have propelled the state of the art in vision-and-language (V+L) research to a new level. Although achieving impressive performance on standard tasks, to date, it still remains unclear how robust these pre-trained models are. To investigate, we conduct a host of thorough evaluations on existing pre-trained models over 4 different types of V+L specific model robustness: (i) Linguistic Variation; (ii) Logical Reasoning; (iii) Visual Content Manipulation; and (iv) Answer Distribution Shift. Interestingly, by standard model finetuning, pre-trained V+L models already exhibit better robustness than many task-specific state-of-the-art methods. To further enhance model robustness, we propose MANGO, a generic and efficient approach that learns a Multimodal Adversarial Noise GeneratOr in the embedding space to fool pre-trained V+L models. Differing from previous studies focused on one specific type of robustness, MANGO is task-agnostic, and enables universal performance lift for pre-trained models over diverse tasks designed to evaluate broad aspects of robustness. Comprehensive experiments demonstrate that MANGO achieves new state of the art on 7 out of 9 robustness benchmarks, surpassing existing methods by a significant margin. As the first comprehensive study on V+L robustness, this work puts robustness of pre-trained models into sharper focus, pointing new directions for future study.

1. Introduction

Large-scale multimodal pre-training has taken innovative strides in the realm of vision-and-language (V+L) research [9, 40, 44, 58, 62, 61, 36, 82, 38]. Pre-trained models [39, 75, 59, 35, 37, 24] such as ViLBERT [43], LXMERT [64] and UNITER [13] have demonstrated great generalizability over diverse V+L tasks [80, 23, 47, 70, 4, 22, 46, 9], such as Visual Question Answering (VQA) [6], Visual Commonsense Reasoning (VCR) [78], and Referring Expression Comprehension [76]. However, these benchmarks usually possess similar data distribution be-

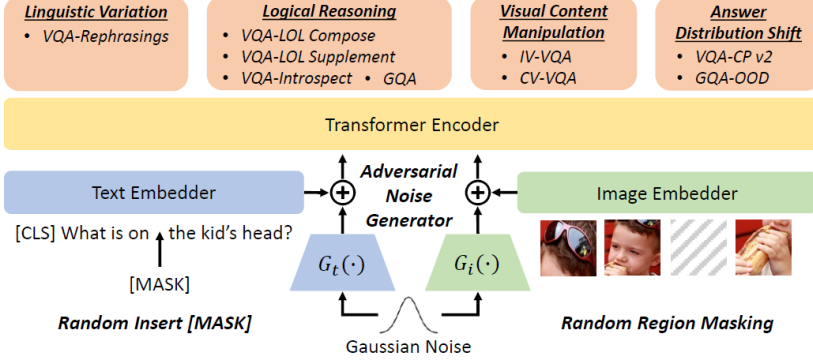
tween training and test sets, with little-to-none linguistic variation in textual queries, and use only clean natural images without any visual content manipulation. Therefore, although effective for general model evaluation, these standard benchmarks lack the ability to explicitly evaluate model robustness¹.

To conduct a full dissection on model robustness, we launch a thorough investigation with systematic evaluations of V+L models over 4 generic types of robustness: (i) robustness against *linguistic variation*; (ii) robustness against *logical reasoning*; (iii) robustness against *visual content manipulation*; and (iv) robustness against *answer distribution shift*² between training and test splits. Given the abundance of diverse datasets and splits on the popular VQA task, we take VQA as the focal point of our investigation, and compile an assemblage of 9 diverse VQA datasets that cover each type of model robustness: (i) VQA-Rephrasings [56] for *linguistic variation*; (ii) VQA-LOL (Compose and Supplement) [18], VQA-Introspect [54] and GQA [25] for *logical reasoning*; (iii) IV-VQA and CV-VQA [2] for *visual content manipulation*; and (iv) VQA-CP v2 [3] and GQA-OOD [31] for *answer distribution shift*. To the best of our knowledge, this is the first systematic evaluation of pre-trained V+L models through the lens of *robustness*. Interestingly, analysis on two archetypal V+L models reveals that by standard finetuning, pre-trained models already exhibit better robustness than many task-specific state-of-the-art methods. However, the achieved robustness is still limited, and far from human performance.

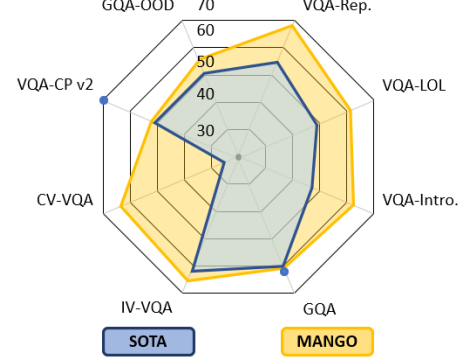
Recently, adversarial training (AT) [69, 74, 55, 50, 79, 71] has shown success on *standard* V+L tasks [16, 65]. Inspired by this, we investigate whether AT can further serve as an effective conduit to improve model robustness. Our evaluation of VILLA [16] (AT-enhanced pre-trained model) over the robustness benchmarks aforementioned

¹We do not focus on *adversarial* robustness in this work, as no existing adversarial benchmark is available. Instead, we investigate existing robustness benchmarks, which are designed with challenging settings and validated by human judges.

²In some literature [68, 17, 31], this is referred to as out-of-distribution *generalization*; we follow [8, 72], and term it as *robustness* to reduce confusion and unify the terminology.



(a) Overview of MANGO, which trains adversarial noise generators to add perturbations at embedding level. Random masking on image and text inputs are designed to promote more diverse adversarial embeddings.



(b) Comparison between MANGO and SOTA. The blue dots represent methods exploiting additional task-specific information.³

Figure 1: Illustration of the proposed MANGO framework and performance comparison between MANGO vs. SOTA.

tioned shows that by injecting adversarial perturbation to multimodal embeddings, PGD-based (Projected Gradient Descent) AT [45, 73, 81, 27, 41, 32] can help the model adapt to linguistic variation and visual content manipulation, yielding better model robustness; but with only limited effect (sometimes even hurting model performance) on datasets that exhibit salient data distribution gap between training and test sets (*e.g.*, VQA-CP v2, GQA-OOD).

To achieve better robustness across all aspects, we propose MANGO (Multimodal Adversarial Noise GeneratOr), a generic and efficient approach that introduces adversarial noise to multimodal embedding space for robustness enhancement. As shown in Figure 1a, instead of relying on PGD to generate adversarial perturbation, MANGO learns an adversarial noise generator in the form of a trained neural network to fool the model. Following [16], perturbation is added to the embedding space for all modalities, as our goal is the *end results* of AT, rather than crafting actual adversarial examples. The perturbation learned in MANGO can be viewed as “*global*”, as it trains a universal noise generator to map a Gaussian noise into an arbitrary noise distribution; while in PGD-based methods, the learned perturbation is “*local*” in the sense that each perturbation is generated via gradient descent tailored for each specific data sample. Further, PGD-based training is time-consuming, while MANGO is lightweight and efficient, without the repetitive iterations of gradient calculation required in PGD-based approach.

To enable diverse adversarial embeddings, we further propose to randomly mask image regions and randomly insert [MASK] tokens when adding adversarial noise to image and word embeddings. Empirical results show that

MANGO significantly improves model robustness across all tasks considered, compared to PGD-based methods.

Our main contributions are summarized as follows. (i) We conduct the first known study to systematically examine model robustness of prevailing V+L pre-trained models. (ii) We propose MANGO, a generic and efficient adversarial training approach to enhance V+L model robustness. (iii) As summarized in Figure 1b, we achieve new state of the art on 7 out of 9 robustness benchmarks, lifting model performance by +11.74 on VQA-Rephrasings, +12.50 on VQA-LOL Compose, +9.96 on VQA-LOL Supplement, +15.18 on VQA-Intro, +0.84 on IV-VQA, +42.92 on CV-VQA, and +5.60 on GQA-OOD.

2. Robust VQA Benchmarks

There has been a few independent studies on V+L robustness, mostly focusing on variations of the popular VQA task. VQA-CP [3], drawn from VQA v2 dataset [20], is the first benchmark proposed to evaluate (and reduce) question-oriented language bias in VQA models. Considerable effort [3, 29, 33, 48, 53, 1] has been invested on VQA-CP along 3 dimensions: (i) compensating for question-answer distribution patterns through a regularizer based on an auxiliary model [48, 8, 14, 67, 21, 29]; (ii) taking advantage of additional supervision from human-generated attention maps [53, 72, 17]; and (iii) synthesizing counterfactual examples to augment training set [1, 10, 66]. Recent work [68] shows that simple methods such as generating answers at random can already surpass state of the art on some question types. The recent GQA-OOD [31], another robustness-focused task, is designed based on a fine-grained reorganization of the original GQA dataset [25].

Besides answer distribution shift, other types of VQA model robustness are also studied: VQA-Rephrasings [56] exposes the brittleness of VQA models to linguistic variations in questions, and proposes cyclic consistency to im-

³LMH [69] and MMN [11] on VQA-CP v2 and GQA are used to plot the SOTA polygon for fair comparison. For CV-VQA and IV-VQA, performance is computed as $100 - \#flips$ and $100 - 5 \times \#flips$, respectively. VQA-LOL performance is the average of accuracies on VQA-LOL Compose and VQA-LOL Supplement.

Type	Benchmark	Metric	Q Type	Train			Val		Test	
				Source	#IQ	len(Q)	#IQ	len(Q)	#IQ	len(Q)
Lingual	VQA-Rep. [56]	Acc.	All	VQA v2 [20] train	444K	6.20	162K	7.15	-	-
	VQA-LOL Comp. [18]	Acc.	Y/N	VQA v2 train	444K	6.20	43K	12.09	291K	12.12
Reason	VQA-LOL Supp. [18]	Acc.	Y/N	VQA v2 train	444K	6.20	9K	15.15	669K	15.19
	VQA-Intro. [54]	M✓S✓	All	VQA v1 [6] train	248K	6.21	-	-	95K	6.36
	GQA [25]	Acc.	All	-	943K	8.76	132K	8.77	13K	8.51
Visual	IV-VQA [2]	#flips	All	VQA v2 train	444K	6.20	120K	5.85	-	-
	CV-VQA [2]	#flips	Num.	VQA v2 train	444K	6.20	4K	5.83	-	-
Answer	VQA-CP v2 [3]	Acc.	All	-	438K	6.14	-	-	220K	6.31
	GQA-OOD [31]	Acc.	All	GQA train	943K	8.76	51K	8.09	3K	7.70

Table 1: Detailed descriptions of each downstream benchmark, including robustness type, evaluation metric, question type, training data source and statistics on train, val, test data in terms of number of Image-Question pairs (#IQ) and average question length (len(Q)). We use the training data provided with the benchmark unless specified otherwise. Results on val split are reported when test split is not available. Acc. is short for Accuracy. M✓S✓ is a consistency measure between main questions and sub-questions in VQA-Intro. #flips is the number of predictions mismatched before and after visual content manipulation.

prove robustness; [51] tackles antonym consistency; [2] studies robustness against automated semantic image manipulations, and tests for prediction consistency to questions on clean images and corresponding manipulated images.

Further studies investigate robustness against logical reasoning. For instance, [54] provides a dataset containing perception-related sub-questions per question for a new reasoning split of VQA dataset. [18] constructs VQA-LOL with questions containing logical compositions and linguistic transformations to examine model ability in logical reasoning. GQA [25] also falls into this category, as its large-scale rule-based questions support analysis on different reasoning skills of VQA models.

Despite the continuous effort in enhancing robustness of VQA models, these works mostly focus on either task-specific models or a single type of robustness. To provide the first comprehensive study on V+L robustness, we compile a full list of existing datasets, and group them into four robustness types: *Lingual*, *Visual*, *Reason*, and *Answer* (Table 1). Covering various respects of a ‘stress test’ for V+L models, from *linguistic* to *visual* variations, from *reasoning complexity* to *answer distribution*, this compilation serves as a unified yardstick for evaluating V+L model robustness and a guidance for future study on robust model design⁴. As a start, we introduce a generic and effective approach that can lift model performance over all types of V+L robustness indiscriminately, which will be discussed in next section.

3. MANGO Framework

In Sec. 3.1, we provide a brief overview of V+L model pre-training. Sec. 3.2 introduces a simple baseline for aug-

mentation using Gaussian noise. The proposed MANGO approach is detailed in Sec. 3.3.

3.1. Multimodal Pre-training

During pre-training, a model takes image-text pairs as input, where the image input is usually fed into a fixed object detector [5] to extract a set of region-level features $\mathbf{v} = \{\mathbf{v}_1, \dots, \mathbf{v}_K\}$ ($\mathbf{v}_i \in \mathbb{R}^{d_v}$, K is the number of image regions per image). The text input is tokenized and projected into high-dimensional feature vectors $\mathbf{w} = \{\mathbf{w}_1, \dots, \mathbf{w}_L\}$ through a learnable word embedding layer ($\mathbf{w}_i \in \mathbb{R}^{d_w}$, L is the number of word tokens in a sentence). These embeddings, along with the location/position embeddings of regions and tokens, are then fed into a multi-layer transformer to obtain contextualized representations for each image region and word token, through well-designed pre-training tasks such as masked language modeling and image-text matching. Formally, the above process can be abbreviated as $\mathbf{z}_v, \mathbf{z}_w, \mathbf{z}_{cls} = f_{\theta}(\mathbf{v}, \mathbf{w})$, where θ denotes all the trainable parameters. $\mathbf{z}_v \in \mathbb{R}^{K \times d_v}$ and $\mathbf{z}_w \in \mathbb{R}^{L \times d_w}$ represent the final representations for image regions and word tokens, respectively. \mathbf{z}_{cls} , the embedding of the special token [CLS], which is often inserted to the beginning of image-text input, is considered as the joint image-text representation used for downstream finetuning. Due to space limitation, a detailed literature review on V+L pre-training is provided in Appendix A.

Take VQA task as an example. Given an image-question pair (\mathbf{v}, \mathbf{w}) in dataset \mathcal{D} , the goal is to predict an answer that best matches ground-truth answer \mathbf{y} . When finetuning on VQA task, a multi-layer perceptron (MLP) layer is added on top of \mathbf{z}_{cls} , and Binary Cross Entropy (BCE) loss is used to supervise model training. The finetuning process can be formulated as an empirical risk minimization problem:

$$\min_{\theta} \mathbb{E}_{(\mathbf{v}, \mathbf{w}, \mathbf{y}) \sim \mathcal{D}} [\mathcal{L}_{\text{BCE}}(f_{\theta}(\mathbf{v}, \mathbf{w}), \mathbf{y})]. \quad (1)$$

⁴Although the benchmarks considered here are VQA tasks, these robustness types are generic, and can be extended to other V+L tasks as well. For example, *Lingual* and *Visual* are naturally applicable to any task with text and image inputs. *Reason* and *Answer* benchmarks can be constructed via logical combination of text inputs or reshuffling train/val/test splits.

3.2. Gaussian Noise Augmentation

Randomized smoothing [15] advocates the addition of random perturbations to model inputs, which can often yield better model performance. Recent study [52] also shows that perturbing clean images with Gaussian noise is effective in improving model robustness against image corruptions for image classification. Inspired by this, we use Gaussian noise augmentation as a simple baseline to investigate model robustness under V+L setting. Instead of adding noise to raw image pixels as in [52], we add perturbations directly to the embeddings:

$$\min_{\theta} \mathbb{E}_{(v,w,y) \sim \mathcal{D}} \mathbb{E}_{\delta_v \sim \mathcal{N}(\mathbf{0}, \sigma^2 \mathbf{1})} [\mathcal{L}_{\text{BCE}}(f_{\theta}(v + \delta_v, w), y)], \quad (2)$$

where σ is the standard deviation of Gaussian noise. Similarly, we add Gaussian noise to the word embeddings:

$$\min_{\theta} \mathbb{E}_{(v,w,y) \sim \mathcal{D}} \mathbb{E}_{\delta_w \sim \mathcal{N}(\mathbf{0}, \sigma^2 \mathbf{1})} [\mathcal{L}_{\text{BCE}}(f_{\theta}(v, w + \delta_w), y)].$$

In our experiments, we set standard deviation to 0.5, and only perturb 50% of training data via Gaussian noise within each minibatch.

3.3. Adversarial Noise Generator

Adding Gaussian noise to clean image-text pairs can augment training examples to a certain level. However, as the training continues, the model can gradually adapt to the perturbations which are sampled from the *same* Gaussian noise distribution. To produce *harder* perturbations that can fool the backbone network such as UNITER [13] or LXMERT [64], we propose to actively learn an adversarial noise generator. Specifically, we aim to discover an adversarial noise distribution, from which the sampled noises, when added to the multimodal embeddings, can maximally confuse the backbone network. Note that our goal is not to model the explicit density form of such a distribution, as we only care about the noise samples drawn from the distribution. To achieve this, the adversarial noise generator takes in Gaussian noise samples as input, and produces adversarial noise samples through a learned neural network.

Take image modality as an example. Let $g_{\phi_v} : \mathbb{R}^{d_v} \rightarrow \mathbb{R}^{d_v}$ denote the adversarial noise generator. The adversarial noise δ_v is generated by $\delta_v = g_{\phi_v}(\alpha)$, $\alpha \in \mathcal{N}(\mathbf{0}, \mathbf{1})$. Intuitively, to maximally fool the backbone network, we want to maximize prediction errors on these adversarially perturbed samples. In the meantime, we want the model to possess less confidence in its predictions on perturbed samples than clean samples, to promote harder adversarial examples. Therefore, the objective of the adversarial noise generator is to *maximize* the sum of two losses: (i) task-specific loss (e.g., BCE loss for VQA task); (ii) Kullback-Leibler (KL) divergence loss, which measures the distance between the predicted answer distribution of perturbed samples and that

of clean samples. On the other hand, the trained model aims to minimize both losses by taking adversarially generated embeddings as data augmentation. Formally, the min-max game can be defined as:

$$\min_{\theta} \max_{\phi_v} \mathbb{E}_{(v,w,y) \sim \mathcal{D}} \mathbb{E}_{\alpha \in \mathcal{N}(\mathbf{0}, \mathbf{1})} [\mathcal{L}_{\text{std}}(\theta, \phi_v) + \beta \mathcal{R}_{\text{kl}}(\theta, \phi_v)],$$

where β is a hyper-parameter, and

$$\mathcal{L}_{\text{std}}(\theta, \phi_v) = \mathcal{L}_{\text{BCE}}(f_{\theta}(v + g_{\phi_v}(\alpha), w), y), \quad (3)$$

$$\mathcal{R}_{\text{kl}}(\theta, \phi_v) = \mathcal{L}_{\text{kl}}(f_{\theta}(v + g_{\phi_v}(\alpha), w), f_{\theta}(v, w)), \quad (4)$$

where $\mathcal{R}_{\text{kl}}(p, q) = \text{KL}(p||q) + \text{KL}(q||p)$, p, q denote two probability distributions. The task-specific loss promotes label-preserving adversarial perturbations; while the KL divergence loss advocates more fine-grained label preservation, meaning that the probability distribution across all answers is used as *soft* label, instead of using the ground truth answer index as hard label. Similarly, we learn an adversarial noise generator (with parameters g_{ϕ_w}) that corresponds to the text modality, jointly trained with g_{ϕ_v} .

During training, we alternate between an outer loop of the backbone network update and an inner loop of generator update. We constrain the noise samples δ_v and δ_w to be within the sphere $\|\delta_v\|_2 = \|\delta_w\|_2 = \epsilon$, by scaling the generator output with a scalar. ϵ is set as 1 in all our experiments, as perturbations with a smaller norm is more likely to preserve original semantics. For better efficiency, we also accumulate the gradients of adversarial noise generator, and only update the generator’s parameters every T times (set to 20 or 40 in experiments) of backbone update.

The proposed adversarial noise generator is lightweight, consisting of only a few linear layers. Such a light model can easily trap in local minimum when competing with a deep backbone network. Thus, at regular intervals, we replace the learned noise generator with a new one trained from scratch. Each time, the new generator is trained against the latest learned parameters of the backbone.

Random Masking Adversarial noise generator, although produces more challenging and more diverse noise perturbations, does not alter the intrinsic statistics of training examples, such as the distribution of question lengths and image regions. In practice, we observe significant mismatch in these statistics between training and test splits of robustness benchmarks. For example, the average length of questions in VQA-LOL [18] test split is 2-3 times longer than that in VQA v2 [20] training split. The region distribution of images in IV-VQA and CV-VQA [2] is very different from VQA v2 training split, due to visual content manipulation. To compensate for such statistic mismatch, we propose to randomly mask image regions as well as randomly insert [MASK] tokens when adding adversarial noise to image and word embeddings. Empirically, this simple technique is effective in further boosting model robustness.

Model			Lingual	Reason				Visual		Answer		
			VQA-Rep.	VQA-LOL Comp.	VQA-LOL Supp.	VQA-Intro.	GQA	IV-VQA	CV-VQA	VQA-CP v2	GQA-ODD	VQA v2
	Meta-Ave.	↑	Acc. ↑	Acc. ↑	Acc. ↑	M✓ S✓ ↑	Acc. ↑	#flips ↓	#flips ↓	Acc. ↑	Acc. ↑	Acc. ↑
1	SOTA	N/A	56.59	48.99	50.54	47.42	63.17	7.53	78.44	69.52	50.80	74.69
2	UNITER _B	40.98	64.56	54.54	50.00	56.80	59.99	8.47	40.67	46.93	53.43	72.70
3	MANGO _B	42.80	65.80	56.22	56.49	58.33	60.65	7.32	38.11	47.52	55.15	73.24
4	VILLA _B	42.37	65.35	54.90	56.17	58.29	60.26	7.07	38.28	46.39	54.11	73.59
5	MANGO _{VB}	43.08	65.91	55.44	57.58	58.94	60.73	7.43	38.25	48.63	55.79	73.45
6	UNITER _L	43.37	67.64	58.60	55.95	57.64	60.30	8.20	36.66	50.98	53.65	73.82
7	MANGO _L	<u>45.27</u>	68.33	<u>59.45</u>	60.50	<u>62.14</u>	61.10	6.69	35.52	<u>52.76</u>	56.40	<u>74.26</u>
8	VILLA _L	44.33	68.16	58.66	58.29	62.00	61.38	<u>6.70</u>	37.55	49.10	55.26	74.69
9	MANGO _{VL}	45.31	<u>68.27</u>	61.49	<u>58.83</u>	62.60	<u>61.41</u>	6.73	<u>35.64</u>	52.55	<u>56.08</u>	74.20

Table 2: Comparison to task-specific state-of-the-art (SOTA), UNITER, VILLA on 9 robustness downstream benchmarks and a standard VQA benchmark. Results are reported on val split of VQA-Rephrasings (VQA-Rep.), VQA-LOL Compose (Comp.) and Supplement (Supp.), VQA-Introspect (VQA-Intro.), IV-VQA, CV-VQA, VQA-CP v2 and test-dev split of GQA, GQA-ODD and VQA v2. \uparrow (\downarrow) indicate the higher (lower) the better.

Comparison with PGD-based AT Although MANGO is similar to VILLA [16] in terms of learning label-preserving adversarial perturbations, they are fundamentally different in the sense that MANGO learns an adversarial noise generator to generate adversarial perturbations, instead of relying on PGD as in VILLA. The perturbation learned in MANGO is “*global*”, since the noise generator is universal indiscriminating input training examples. While in VILLA, the learned perturbations are “*local*”, which is customized for each specific data sample. Comparing to VILLA, computing gradients of a generic lightweight noise generator is less time-consuming. The comparison on model performance and training time difference between these two methods is provided in Sec. 4.2. A detailed literature review on AT is provided in Appendix A.

Comparison with ANT In ANT [52], a similar noise generator is proposed to make neural networks robust against diverse image corruptions. However, there are two key distinctions. First, we focus on transformer models for V+L tasks, whereas [52] focuses on convolutional networks for image classification. Second, we propose to generate adversarial noise over the embeddings of images and words, while [52] adds adversarial noise directly on image pixels.

4. Experiments

We conduct extensive experiments to analyze the robustness of pre-trained V+L models and the effectiveness of our MANGO framework. We first use UNITER [13] as the backbone due to its superior performance on diverse V+L tasks, and compare MANGO with UNITER and VILLA [16] baselines over all 9 robustness datasets (Sec. 2), plus a VQA-v2 dataset. We focus our study on these 10 benchmarks as there is no existing robustness dataset on other tasks except for VQA. We leave the collection of such benchmarks and the evaluation on other V+L tasks to future study.

4.1. Experimental Setting

Note that almost all 10 benchmarks provide their own training split. We follow the original papers to test model robustness under the most challenging setting (shown in Table 1), which is to evaluate models trained on the VQA training split for VQA-Rephrasings, VQA-LOL, VQA-Introspect, IV-VQA and CV-VQA. A more detailed description of all the benchmarks are provided in Appendix.

For thorough evaluation, we compare model performance on the following set of competing methods:

- **SOTA** (*task-specific* state of the art): Cycle Consistency+BAN [56] for VQA-Rephrasings, LOL [18] for VQA-LOL Compose and Supplement, Pythia [54, 28] for VQA-Introspect, NSM [26] for GQA, SAAA [2, 30] for CV-VQA and IV-VQA, MUTANT [17] for VQA-CP v2, MCAN [77, 31] for GQA-ODD, VILLA [16] for VQA v2;
- **UNITER_B** and **UNITER_L**: standard finetuning of UNITER model with base and large size, respectively;
- **VILLA_B** and **VILLA_L**: adversarial pre-trained and finetuned UNITER (PGD-based AT) with base and large size;
- **MANGO_B** and **MANGO_L**: applying adversarial noise generator on pre-trained UNITER, base and large size;
- **MANGO_{VB}** and **MANGO_{VL}**: applying adversarial noise generator on adversarial pre-trained UNITER model (provided in the VILLA paper [16]) with base and large size.

4.2. Experimental Results

Table 2 presents the results of UNITER, VILLA and MANGO on all robustness benchmarks. Meta-Ave (average of scores across all benchmarks) is used as the global metric.⁵ L2-5 in Table 2 show the performance of all the models with base size (12 layers). UNITER_B (L2) establishes

⁵For IV-VQA and CV-VQA, we take the negative of the number of flips for calculating Meta-Ave.

a strong baseline on different types of robustness benchmarks, with a Meta-Ave of 40.98. VILLA_B (L4) further improves over this strong baseline by +1.39 Meta-Ave (42.37) via PGD-based adversarial training.

MANGO_B achieves across-the-board performance lift on all robustness benchmarks over UNITER_B, harnessing an absolute gain of +1.82 on Meta-Ave. Results on VQA-v2 show that MANGO_B also boosts performance on standard VQA benchmark. As VILLA_B performs adversarial training on both pre-training and finetuning stages, we apply our method to their adversarial pre-trained model for fair comparison. MANGO_{VB} (L5) outperforms VILLA_B on 7 out of 9 robustness benchmarks, with an absolute gain +0.71 on Meta-Ave. Lastly, we compare the training speed of MANGO_{VB} and VILLA_B under the same experimental setting.⁶ Our experiments show that MANGO_{VB} is 25% faster than VILLA_B (1.44 vs. 1.92 second/step). This indicates that MANGO is a more efficient adversarial training approach than VILLA, thanks to its use of global noise generator instead of iterative PGD steps as used in VILLA.

Scaling Up to Large Model Size (24 Layers) Compared to base models (L2&L4), large models (L6&L8) have more advantage on Meta-Ave (UNITER: 43.37(L) vs. 40.98(B); VILLA: 44.33(L) vs. 42.37(B)), which is consistent with the observations on standard V+L benchmarks in [13, 16]. When applying adversarial noise to large backbone models (L7&L9), MANGO further pushes the margins of performance gain across all benchmarks: an absolute gain of +1.90 over UNITER_L and +0.98 over VILLA_L on Meta-Ave.

End-to-end Comparison with SOTA MANGO achieves new state of the art on 7 out of 9 benchmarks, in most cases surpassing existing methods by a significant margin. Specifically, MANGO pushes state-of-the-art performance by +11.74 on VQA-Rephrasings, +12.50 on VQA-LOL Compose, +9.96 on VQA-LOL Supplement, +15.18 on VQA-Introspect, +0.84 on IV-VQA, +42.92 on CV-VQA, and +5.60 on GQA-OOD. Best results are achieved by MANGO_L or MANGO_{VL}.

On VQA-CP v2 and GQA, although MANGO outperforms UNITER and VILLA, there is still a gap when compared to SOTA models. SOTA methods on these two benchmarks exploit additional task-specific information. Specifically, MUTANT [17] for VQA-CP v2 is trained with excessive additional image-question pairs designed to promote positive bias; while NSM [26] for GQA takes advantage of additional scene graph annotations, which are only provided in GQA. As the goal of our proposed method is to bring universal performance lift on all robustness benchmarks, we do not exploit these additional task-specific information introduced by MUTANT and GQA.

⁶Experiments are conducted with the same batch size, gradient accumulation steps and number of GPUs.

4.3. A Closer Look into Robustness

We provide a more in-depth analysis in this section, to examine the performance of competing methods over different types of robustness. For simplicity, our discussions are focused on UNITER_B, VILLA_B and MANGO_{VB}.

Robustness against Linguistic Variation As shown in Table 2 (‘Lingual’ column), the joint embedding learned by UNITER_B has shown its advantage of defending model robustness against linguistic variation. We contribute the performance lift from UNITER_B to excessive variations of textual inputs seen during pre-training. Comparing AT-enhanced methods, MANGO_{VB} improves over VILLA_B, even though VILLA_B has already shown significant improvement over UNITER_B. We attribute the improvement from MANGO to not only the adversarial data augmentation during training, but also the random masking introduced from the text modality. More analyses on each component of MANGO over VQA-Rephrasings can be found in Table 4.

Robustness against Logical Reasoning We compare model performance on 4 benchmarks under the ‘Reason’ column in Table 2. Different from VQA-LOL Compose, VQA-LOL Supplement dataset consists of questions generated by heuristic rules. Semantically-close questions with different answers are included to make the task more challenging. The close-to-random performance on VQA-LOL Supplement dataset indicates that UNITER_B severely suffers from these challenging semantically-close questions.

VILLA_B brings performance lift on all 4 reasoning benchmarks. Not surprisingly, VILLA_B exhibits more robustness than UNITER_B on semantically-close questions in VQA-LOL Supplement. Our hypothesis is that the adversarial embeddings learned during VILLA_B training can mimic the effect of adding semantically-close questions as training data, and the generated adversarial perturbations are also constrained to be small to preserve the semantic meaning of the clean text embeddings.

MANGO_{VB} outperforms VILLA_B on all reasoning benchmarks. Similar to VQA-Rephrasings, MANGO_{VB} has more advantages over VQA-LOL Compose and VQA-LOL Supplement, whose average question length is much longer than VQA v2. By randomly inserting [MASK] tokens, MANGO_B effectively augments training data with questions of similar lengths to the test split.

Robustness against Visual Content Manipulation

UNITER_B performs on par to SOTA model on IV-VQA, and significantly improves over SOTA on CV-VQA (Table 2 ‘Visual’ column). This is due to that during pre-training, UNITER_B has already been trained on diverse images, and the pre-training task of masked region modeling can also prevent UNITER_B from overfitting to visual biases. VILLA_B improves model robustness against visual content manipu-

Model	VQA-Rephrasings				VQA-Reas.	VQA-Introspect				
	CS(1) \uparrow	CS(2) \uparrow	CS(3) \uparrow	CS(4) \uparrow		M \checkmark S \checkmark \uparrow	M \checkmark S \times \downarrow	M \times S \checkmark \downarrow	M \times S \times \downarrow	S \checkmark M \checkmark \uparrow
SOTA	65.77	56.94	51.76	48.18	65.99	47.42	18.57	20.70	13.31	71.86
UNITER _B	71.29	63.95	59.48	56.31	73.33	56.80	16.53	16.93	9.74	77.46
MANGO _B	72.66	66.03	61.92	58.95	74.20	58.33	15.88	16.76	9.04	78.60
VILLA _B	72.18	65.28	60.99	57.93	73.63	58.29	15.34	17.08	9.30	79.17
MANGO _{VB}	72.78	65.97	61.70	58.59	74.41	58.94	15.47	16.59	9.00	79.20
UNITER _L	74.44	67.93	63.85	60.86	72.99	57.64	15.35	17.54	9.47	79.01
MANGO _L	75.20	69.21	65.38	62.58	76.91	62.14	14.71	15.40	7.74	80.86
VILLA _L	74.93	68.65	64.61	61.61	76.18	62.00	14.19	15.72	8.10	81.38
MANGO _{VL}	75.17	69.01	65.07	62.16	77.20	62.60	14.60	15.13	7.67	81.09

Table 3: Results of consistency evaluations on VQA-Rephrasings and VQA-Introspect. VQA-Reasoning (VQA-Reas.) is a split of VQA-Introspect, containing only the main reasoning questions (M). S stands for sub-questions. \checkmark or \times indicate a correct or wrong prediction.

lation, and MANGO_{VB} performs on par with VILLA_B. Our hypothesis is that by injecting adversarial perturbations at pre-training stage, the model is exposed to even more diverse images, hence easier to recover from visual biases.

Robustness against Answer Distribution Shift On out-of-distribution (OOD) benchmarks, UNITER_B performs poorly on VQA-CP v2, while improving over SOTA model on GQA-OOD (Table 2 ‘Answer’ column). As mentioned in Sec. 4.2, MUTANT is a very task-specific method, which augments VQA-CP v2 training with excessive rule-based image-question pairs to counter the training split bias. Hence, it is difficult to generalize to other robustness cases. Additional manual effort is required to generalize to other rule-based datasets such as VQA-LOL, GQA, IV-VQA and CV-VQA. Interestingly, VILLA_B improves over UNITER_B on GQA-OOD, but not on VQA-CP v2, which may be due to the fact that the generated “local” perturbations in VILLA cannot cast a strong enough regularization effect on this challenging dataset. We also observe that MANGO_{VB} significantly outperforms VILLA_B on both benchmarks, indicating that the generated “global” perturbations in MANGO are more generalizable to challenging OOD datasets.

Evaluation on Consistency In addition to accuracy, many benchmarks consider consistency as an additional measure for evaluating model robustness. Here, we take VQA-Rephrasings and VQA-Introspect as examples to demonstrate that MANGO can also help boost consistency in model predictions. Results are summarized in Table 3.

On VQA-Rephrasings, we investigate consistency in model predictions on different variants of semantically equivalent questions. Consistency is measured by a Consensus Score $CS(k)$.⁷ MANGO achieves universal performance lift across all consistency measures, compared to each baseline model. The best results are achieved by MANGO_L, surpassing SOTA by +9.43, +12.27, +13.62,

+14.40 on $CS(k)$, $k = 1, 2, 3, 4$, respectively.

On VQA-Introspect, we examine consistency between the main reasoning questions and perceptual sub-questions, measured by 5 metrics. Similarly, MANGO brings universal consistency improvements across all baseline models. The best performance is achieved by MANGO_{VL}, surpassing SOTA by +15.18, +3.97, +5.57, +5.64, +9.23 on M \checkmark S \checkmark , M \checkmark S \times , M \times S \checkmark , M \times S \times , and S \checkmark |M \checkmark , respectively.

4.4. Ablation Study

In this section, we conduct detailed ablation studies to examine the key factors that contribute to MANGO’s success. Qualitative analysis is also provided to illustrate MANGO’s strength in handling challenging robustness tests.

Noise Generation and Random Masking We select one dataset from each robustness type as a representative benchmark for ablation studies: VQA-CP v2, VQA-Rephrasings, VQA-LOL (Compose and Supplement), and IV-VQA. Results are summarized in Table 4. First, we compare with the baseline (Sec. 3.2) that simply adds Gaussian noise to either image or text modality. Different from observations in [52], comparing L2/L5 with L1 indicates that adding simple Gaussian noise to multimodal embeddings is not always helpful. Especially, adding Gaussian noise on text modality brings unstable performance.

Second, we experiment with adding adversarial noise alone, without random masking. Results on L3/L6 show that universal performance improvements over Gaussian noise (L2/L5). Intuitively, adversarial noise is *harder* than Gaussian noise, as the adversarial noise generator learns to fool the backbone network. Model training with such augmented hard examples helps to boost model robustness.

Third, we show that by using random masking (L4/L7), which encourages more diverse adversarial embeddings, MANGO is better than using adversarial noise alone (L2/L5). Randomly inserting [MASK] tokens (L7) also shifts the distribution of question lengths that the model is exposed to during training. Hence, we observe more gains on benchmarks with severe mismatches in question length

⁷Consensus Score is the ratio of the number of subsets where all the answers are correct and the total number of subsets of size k . For every group Q with n rephrasings, all subsets of size k are sampled. The answer to a question is considered correct if it has a non-zero VQA accuracy.

Modality	Method	VQA-Rep.	VQA-LOL Comp.	VQA-LOL Supp.	IV-VQA	VQA-CP v2
		Acc. \uparrow	Acc. \uparrow	Acc. \uparrow	#flips \downarrow	Acc. \uparrow
Image	1 None	64.56	54.54	50.00	8.47	47.29
	2 GN	65.17	54.46	50.68	8.45	47.29
	3 AN	65.42	54.59	52.54	7.52	47.38
	4 MANGO	65.51	56.67	55.20	<u>7.39</u>	<u>47.51</u>
Text	5 GN	64.73	53.66	54.59	8.46	46.59
	6 AN	65.36	54.12	52.95	7.99	47.09
	7 MANGO	<u>65.63</u>	55.79	56.54	7.53	47.45
Both	8 MANGO	65.80	<u>56.22</u>	<u>56.49</u>	7.32	47.52

Table 4: Ablation studies on adding noise to different modalities and on different types of noise. UNITER_B is used as the backbone. GN (AN) stands for Gaussian (Adversarial) Noise.

Task	LXMERT	Ours
VQA-Rep.	67.20	68.61
VQA-LOL Comp.	49.34	53.83
VQA-LOL Supp.	47.33	53.54
GQA	59.78	60.06
GQA-OOD	53.86	54.94
VQA v2	72.31	72.70

Table 5: Results of MANGO with LXMERT as the backbone.

between training and test sets. For example, in VQA-LOL, the questions in the test set are significantly longer than questions in the training set on average.

Lastly, we observe that adding adversarial noise on one modality is already gaining significant improvement (L4/L7). Empirically, adding adversarial noise on both modalities (L8) only performs slightly better or on par with MANGO on text or image modality alone.

Results on LXMERT To demonstrate the versatility of MANGO, we also apply MANGO to a two-stream backbone, LXMERT, for generalizability test. We compare LXMERT baseline with its enhanced version with MANGO (“ours” in Table 5). Evaluation is conducted over VQA-Rephrasings, VQA-LOL Compose, VQA-LOL Supplement, GQA and GQA-OOD datasets, covering 3 types of robustness. IV-VQA and CV-VQA are excluded in this study as the performance on both benchmarks is based on VQA v2 val split, which is used to supervise LXMERT pre-training. We also report results on standard VQA v2 benchmark.

Note that LXMERT is pre-trained with VQA v2 and GQA data. Therefore, it achieves superior performance on VQA-Rephrasings, which includes questions from VQA dataset. On benchmarks whose data are unseen during pre-training, LXMERT exhibits similar robustness to UNITER. LXMERT suffers severely on semantically-close questions in VQA-LOL Supplement and logical reasoning questions in VQA-LOL Compose. A possible reason is the over-exposure to VQA questions during both pre-training and finetuning. Despite the limitations mentioned above, when applying MANGO to LXMERT, we still observe universal performance lift across all benchmarks considered.

Qualitative Analysis Figure 2 visualizes prediction examples from UNITER, VILLA and MANGO on 4 benchmarks (each for one robustness type). These visualizations illustrate MANGO’s consistently accurate performance when facing challenges of: (a) uninformative leading phrase added to the question; (b) removal of irrelevant object in the image; (c) over-length logical combination of questions;



Figure 2: Visualization of model predictions, comparing MANGO(M) against UNITER(U) and VILLA(V). Correct answers are highlighted in green and wrong ones are in red.

and (d) imbalanced answer distribution (‘white’ appears 3 times as many as ‘blue’ in training set). More visualization examples are included in Appendix.

5. Conclusion

We provide the first known systematic study on the robustness of pre-trained V+L models. By examining existing models on a wide range of robustness benchmarks, we obtain a better understanding of how V+L pre-training handles various types of robust tests. We further propose MANGO, a simple yet efficient adversarial training method to enhance model robustness, which advances the state of the art on 7 out of 9 robustness benchmarks by a large margin. We hope this set of results can be used as baseline for future research. A natural follow-up of this work is to investigate the *adversarial* robustness of pre-trained V+L models.

References

- [1] Ehsan Abbasnejad, Damien Teney, Amin Parvaneh, Javen Shi, and Anton van den Hengel. Counterfactual vision and language learning. In *CVPR*, 2020. 2
- [2] Vedika Agarwal, Rakshith Shetty, and Mario Fritz. Towards causal vqa: Revealing and reducing spurious correlations by invariant and covariant semantic editing. In *CVPR*, 2020. 1, 3, 4, 5, 12, 14
- [3] Aishwarya Agrawal, Dhruv Batra, Devi Parikh, and Anirudha Kembhavi. Don’t just assume; look and answer: Overcoming priors for visual question answering. In *CVPR*, 2018. 1, 2, 3, 14
- [4] Chris Alberti, Jeffrey Ling, Michael Collins, and David Reitter. Fusion of detected objects in text for visual question answering. *arXiv preprint arXiv:1908.05054*, 2019. 1, 12
- [5] Peter Anderson, Xiaodong He, Chris Buehler, Damien Teney, Mark Johnson, Stephen Gould, and Lei Zhang. Bottom-up and top-down attention for image captioning and visual question answering. In *CVPR*, 2018. 3, 12
- [6] Stanislaw Antol, Aishwarya Agrawal, Jiasen Lu, Margaret Mitchell, Dhruv Batra, C Lawrence Zitnick, and Devi Parikh. Vqa: Visual question answering. In *ICCV*, 2015. 1, 3, 12, 13
- [7] Anish Athalye, Nicholas Carlini, and David Wagner. Obfuscated gradients give a false sense of security: Circumventing defenses to adversarial examples. *arXiv preprint arXiv:1802.00420*, 2018. 12
- [8] Remi Cadene, Corentin Dancette, Matthieu Cord, Devi Parikh, et al. Rubi: Reducing unimodal biases for visual question answering. In *NeurIPS*, 2019. 1, 2
- [9] Jize Cao, Zhe Gan, Yu Cheng, Licheng Yu, Yen-Chun Chen, and Jingjing Liu. Behind the scene: Revealing the secrets of pre-trained vision-and-language models. *arXiv preprint arXiv:2005.07310*, 2020. 1, 12
- [10] Long Chen, Xin Yan, Jun Xiao, Hanwang Zhang, Shiliang Pu, and Yueting Zhuang. Counterfactual samples synthesizing for robust visual question answering. In *CVPR*, 2020. 2
- [11] Wenhui Chen, Zhe Gan, Linjie Li, Yu Cheng, William Wang, and Jingjing Liu. Meta module network for compositional visual reasoning. *WACV*, 2021. 2
- [12] Xinlei Chen, Hao Fang, Tsung-Yi Lin, Ramakrishna Vedantam, Saurabh Gupta, Piotr Dollár, and C Lawrence Zitnick. Microsoft coco captions: Data collection and evaluation server. *arXiv preprint arXiv:1504.00325*, 2015. 13
- [13] Yen-Chun Chen, Linjie Li, Licheng Yu, Ahmed El Kholy, Faisal Ahmed, Zhe Gan, Yu Cheng, and Jingjing Liu. Uniter: Universal image-text representation learning. In *ECCV*, 2020. 1, 4, 5, 6, 12
- [14] Christopher Clark, Mark Yatskar, and Luke Zettlemoyer. Don’t take the easy way out: Ensemble based methods for avoiding known dataset biases. *EMNLP*, 2019. 2
- [15] John C Duchi, Peter L Bartlett, and Martin J Wainwright. Randomized smoothing for stochastic optimization. *SIAM Journal on Optimization*, 2012. 4
- [16] Zhe Gan, Yen-Chun Chen, Linjie Li, Chen Zhu, Yu Cheng, and Jingjing Liu. Large-scale adversarial training for vision-and-language representation learning. *NeurIPS*, 2020. 1, 2, 5, 6, 12
- [17] Tejas Gokhale, Pratyay Banerjee, Chitta Baral, and Yezhou Yang. Mutant: A training paradigm for out-of-distribution generalization in visual question answering. *EMNLP*, 2020. 1, 2, 5, 6
- [18] Tejas Gokhale, Pratyay Banerjee, Chitta Baral, and Yezhou Yang. Vqa-lol: Visual question answering under the lens of logic. *ECCV*, 2020. 1, 3, 4, 5, 13
- [19] Ian J Goodfellow, Jonathon Shlens, and Christian Szegedy. Explaining and harnessing adversarial examples. *arXiv preprint arXiv:1412.6572*, 2014. 12
- [20] Yash Goyal, Tejas Khot, Douglas Summers-Stay, Dhruv Batra, and Devi Parikh. Making the v in vqa matter: Elevating the role of image understanding in visual question answering. In *CVPR*, 2017. 2, 3, 4, 13
- [21] Gabriel Grand and Yonatan Belinkov. Adversarial regularization for visual question answering: Strengths, shortcomings, and side effects. *ACL workshop*, 2019. 2
- [22] Weituo Hao, Chunyuan Li, Xiujun Li, Lawrence Carin, and Jianfeng Gao. Towards learning a generic agent for vision-and-language navigation via pre-training. In *CVPR*, 2020. 1, 12
- [23] Xiaowei Hu, Xi Yin, Kevin Lin, Lijuan Wang, Lei Zhang, Jianfeng Gao, and Zicheng Liu. Vivo: Surpassing human performance in novel object captioning with visual vocabulary pre-training. *arXiv preprint arXiv:2009.13682*, 2020. 1, 12
- [24] Zhicheng Huang, Zhaoyang Zeng, Bei Liu, Dongmei Fu, and Jianlong Fu. Pixel-bert: Aligning image pixels with text by deep multi-modal transformers. *arXiv preprint arXiv:2004.00849*, 2020. 1, 12
- [25] Drew A Hudson and Christopher D Manning. Gqa: a new dataset for compositional question answering over real-world images. In *CVPR*, 2019. 1, 2, 3, 13
- [26] Drew A. Hudson and Christopher D. Manning. Learning by abstraction: The neural state machine. *NeurIPS*, 2019. 5, 6, 13
- [27] Haoming Jiang, Pengcheng He, Weizhu Chen, Xiaodong Liu, Jianfeng Gao, and Tuo Zhao. Smart: Robust and efficient fine-tuning for pre-trained natural language models through principled regularized optimization. *arXiv preprint arXiv:1911.03437*, 2019. 2, 12
- [28] Yu Jiang, Vivek Natarajan, Xinlei Chen, Marcus Rohrbach, Dhruv Batra, and Devi Parikh. Pythia v0. 1: the winning entry to the vqa challenge 2018. *arXiv preprint arXiv:1807.09956*, 2018. 5
- [29] Chenchen Jing, Yuwei Wu, Xiaoxun Zhang, Yunde Jia, and Qi Wu. Overcoming language priors in vqa via decomposed linguistic representations. In *AAAI*, 2020. 2
- [30] Vahid Kazemi and Ali Elqursh. Show, ask, attend, and answer: A strong baseline for visual question answering. *arXiv preprint arXiv:1704.03162*, 2017. 5, 13
- [31] Corentin Kervadec, Grigory Antipov, Moez Baccouche, and Christian Wolf. Roses are red, violets are blue... but should vqa expect them to?, 2020. 1, 2, 3, 5, 12, 14

- [32] Kezhi Kong, Guohao Li, Mucong Ding, Zuxuan Wu, Chen Zhu, Bernard Ghanem, Gavin Taylor, and Tom Goldstein. Flag: Adversarial data augmentation for graph neural networks. *arXiv preprint arXiv:2010.09891*, 2020. 2, 12
- [33] Gouthaman KV and Anurag Mittal. Reducing language biases in visual question answering with visually-grounded question encoder. *ECCV*, 2020. 2
- [34] Kuang-Huei Lee, Xi Chen, Gang Hua, Houdong Hu, and Xiaodong He. Stacked cross attention for image-text matching. In *ECCV*, 2018. 12
- [35] Gen Li, Nan Duan, Yuejian Fang, Daxin Jiang, and Ming Zhou. Unicoder-vl: A universal encoder for vision and language by cross-modal pre-training. In *AAAI*, 2020. 1, 12
- [36] Linjie Li, Yen-Chun Chen, Yu Cheng, Zhe Gan, Licheng Yu, and Jingjing Liu. Hero: Hierarchical encoder for video+ language omni-representation pre-training. In *EMNLP*, 2020. 1, 12
- [37] Liunian Harold Li, Mark Yatskar, Da Yin, Cho-Jui Hsieh, and Kai-Wei Chang. Visualbert: A simple and performant baseline for vision and language. *arXiv preprint arXiv:1908.03557*, 2019. 1, 12
- [38] Liunian Harold Li, Haoxuan You, Zhecan Wang, Alireza Zareian, Shih-Fu Chang, and Kai-Wei Chang. Weakly-supervised visualbert: Pre-training without parallel images and captions. *arXiv preprint arXiv:2010.12831*, 2020. 1, 12
- [39] Xiujun Li, Xi Yin, Chunyuan Li, Xiaowei Hu, Pengchuan Zhang, Lei Zhang, Lijuan Wang, Houdong Hu, Li Dong, Furu Wei, et al. Oscar: Object-semantics aligned pre-training for vision-language tasks. In *ECCV*, 2020. 1, 12
- [40] Junyang Lin, An Yang, Yichang Zhang, Jie Liu, Jingren Zhou, and Hongxia Yang. Interbert: Vision-and-language interaction for multi-modal pretraining. *arXiv preprint arXiv:2003.13198*, 2020. 1, 12
- [41] Xiaodong Liu, Hao Cheng, Pengcheng He, Weizhu Chen, Yu Wang, Hoifung Poon, and Jianfeng Gao. Adversarial training for large neural language models. *arXiv preprint arXiv:2004.08994*, 2020. 2, 12
- [42] Ilya Loshchilov and Frank Hutter. Decoupled weight decay regularization. In *ICLR*, 2019. 12
- [43] Jiasen Lu, Dhruv Batra, Devi Parikh, and Stefan Lee. Vilbert: Pretraining task-agnostic visiolinguistic representations for vision-and-language tasks. In *NeurIPS*, 2019. 1, 12
- [44] Jiasen Lu, Vedanuj Goswami, Marcus Rohrbach, Devi Parikh, and Stefan Lee. 12-in-1: Multi-task vision and language representation learning. In *CVPR*, 2020. 1, 12
- [45] Aleksander Madry, Aleksandar Makelov, Ludwig Schmidt, Dimitris Tsipras, and Adrian Vladu. Towards deep learning models resistant to adversarial attacks. *arXiv preprint arXiv:1706.06083*, 2017. 2, 12
- [46] Arjun Majumdar, Ayush Shrivastava, Stefan Lee, Peter Anderson, Devi Parikh, and Dhruv Batra. Improving vision-and-language navigation with image-text pairs from the web. *arXiv preprint arXiv:2004.14973*, 2020. 1, 12
- [47] Vishvak Murahari, Dhruv Batra, Devi Parikh, and Abhishek Das. Large-scale pretraining for visual dialog: A simple state-of-the-art baseline. In *ECCV*, 2020. 1, 12
- [48] Yulei Niu, Kaihua Tang, Hanwang Zhang, Zhiwu Lu, Xian-Sheng Hua, and Ji-Rong Wen. Counterfactual vqa: A cause-effect look at language bias, 2020. 2
- [49] Myle Ott, Sergey Edunov, David Grangier, and Michael Auli. Scaling neural machine translation. *arXiv preprint arXiv:1806.00187*, 2018. 12
- [50] Tianyu Pang, Xiao Yang, Yinpeng Dong, Kun Xu, Hang Su, and Jun Zhu. Boosting adversarial training with hypersphere embedding. *arXiv preprint arXiv:2002.08619*, 2020. 1, 12
- [51] Arijit Ray, Karan Sikka, Ajay Divakaran, Stefan Lee, and Giedrius Burachas. Sunny and dark outside?! improving answer consistency in vqa through entailed question generation. In *EMNLP*, 2019. 3
- [52] Evgenia Rusak, Lukas Schott, Roland S. Zimmermann, Julian Bitterwolf, Oliver Bringmann, Matthias Bethge, and Wieland Brendel. A simple way to make neural networks robust against diverse image corruptions. *ACL*, 2020. 4, 5, 7, 12
- [53] Ramprasaath R Selvaraju, Stefan Lee, Yilin Shen, Hongxia Jin, Shalini Ghosh, Larry Heck, Dhruv Batra, and Devi Parikh. Taking a hint: Leveraging explanations to make vision and language models more grounded. In *ICCV*, 2019. 2
- [54] Ramprasaath R Selvaraju, Purva Tendulkar, Devi Parikh, Eric Horvitz, Marco Ribeiro, Besmira Nushi, and Ece Kamar. Squinting at vqa models: Interrogating vqa models with sub-questions. *CVPR*, 2020. 1, 3, 5, 13
- [55] Ali Shafahi, Mahyar Najibi, Mohammad Amin Ghiasi, Zheng Xu, John Dickerson, Christoph Studer, Larry S Davis, Gavin Taylor, and Tom Goldstein. Adversarial training for free! In *NeurIPS*, 2019. 1, 12
- [56] M Shah, X Chen, M Rohrbach, and D Parikh. Cycle-consistency for robust visual question answering. In *CVPR*, 2019. 1, 2, 3, 5, 13
- [57] Rakshith R Shetty, Mario Fritz, and Bernt Schiele. Adversarial scene editing: Automatic object removal from weak supervision. In *NeurIPS*, 2018. 14
- [58] Lei Shi, Kai Shuang, Shijie Geng, Peng Su, Zhengkai Jiang, Peng Gao, Zuohui Fu, Gerard de Melo, and Sen Su. Contrastive visual-linguistic pretraining. *arXiv preprint arXiv:2007.13135*, 2020. 1, 12
- [59] Weijie Su, Xizhou Zhu, Yue Cao, Bin Li, Lewei Lu, Furu Wei, and Jifeng Dai. Vi-bert: Pre-training of generic visual-linguistic representations. In *ICLR*, 2020. 1, 12
- [60] Alane Suhr, Stephanie Zhou, Iris Zhang, Huajun Bai, and Yoav Artzi. A corpus for reasoning about natural language grounded in photographs. In *ACL*, 2019. 12
- [61] Chen Sun, Fabien Baradel, Kevin Murphy, and Cordelia Schmid. Learning video representations using contrastive bidirectional transformer. *arXiv preprint arXiv:1906.05743*, 2019. 1, 12
- [62] Chen Sun, Austin Myers, Carl Vondrick, Kevin Murphy, and Cordelia Schmid. Videobert: A joint model for video and language representation learning. In *ICCV*, 2019. 1, 12
- [63] Christian Szegedy, Wojciech Zaremba, Ilya Sutskever, Joan Bruna, Dumitru Erhan, Ian Goodfellow, and Rob Fergus. Intriguing properties of neural networks. *arXiv preprint arXiv:1312.6199*, 2013. 12

- [64] Hao Tan and Mohit Bansal. Lxmert: Learning cross-modality encoder representations from transformers. In *EMNLP*, 2019. 1, 4, 12
- [65] Ruixue Tang, Chao Ma, Wei Emma Zhang, Qi Wu, and Xiaokang Yang. Semantic equivalent adversarial data augmentation for visual question answering. *arXiv preprint arXiv:2007.09592*, 2020. 1, 12
- [66] Damien Teney, Ehsan Abbasnejad, and Anton van den Hengel. Learning what makes a difference from counterfactual examples and gradient supervision. *arXiv preprint arXiv:2004.09034*, 2020. 2
- [67] Damien Teney, Ehsan Abbasnejad, and Anton van den Hengel. Unshuffling data for improved generalization. *arXiv preprint arXiv:2002.11894*, 2020. 2
- [68] Damien Teney, Kushal Kafle, Robik Shrestha, Ehsan Abbasnejad, Christopher Kanan, and Anton van den Hengel. On the value of out-of-distribution testing: An example of goodhart’s law. *NeurIPS*, 2020. 1, 2
- [69] Florian Tramèr, Alexey Kurakin, Nicolas Papernot, Ian Goodfellow, Dan Boneh, and Patrick McDaniel. Ensemble adversarial training: Attacks and defenses. *arXiv preprint arXiv:1705.07204*, 2017. 1, 2, 12, 13
- [70] Yue Wang, Shafiq Joty, Michael R Lyu, Irwin King, Caiming Xiong, and Steven CH Hoi. Vd-bert: A unified vision and dialog transformer with bert. *arXiv preprint arXiv:2004.13278*, 2020. 1, 12
- [71] Eric Wong, Leslie Rice, and J Zico Kolter. Fast is better than free: Revisiting adversarial training. *arXiv preprint arXiv:2001.03994*, 2020. 1, 12
- [72] Jialin Wu and Raymond Mooney. Self-critical reasoning for robust visual question answering. In *NeurIPS*, 2019. 1, 2
- [73] Cihang Xie, Mingxing Tan, Boqing Gong, Jiang Wang, Alan L Yuille, and Quoc V Le. Adversarial examples improve image recognition. In *CVPR*, 2020. 2, 12
- [74] Cihang Xie, Yuxin Wu, Laurens van der Maaten, Alan L Yuille, and Kaiming He. Feature denoising for improving adversarial robustness. In *CVPR*, 2019. 1, 12
- [75] Fei Yu, Jiji Tang, Weichong Yin, Yu Sun, Hao Tian, Hua Wu, and Haifeng Wang. Ernie-vil: Knowledge enhanced vision-language representations through scene graph. *arXiv preprint arXiv:2006.16934*, 2020. 1, 12
- [76] Licheng Yu, Patrick Poirson, Shan Yang, Alexander C Berg, and Tamara L Berg. Modeling context in referring expressions. In *ECCV*, 2016. 1, 12
- [77] Zhou Yu, Jun Yu, Yuhao Cui, Dacheng Tao, and Qi Tian. Deep modular co-attention networks for visual question answering. In *CVPR*, 2019. 5, 12, 13
- [78] Rowan Zellers, Yonatan Bisk, Ali Farhadi, and Yejin Choi. From recognition to cognition: Visual commonsense reasoning. In *CVPR*, 2019. 1, 12
- [79] Hongyang Zhang, Yaodong Yu, Jiantao Jiao, Eric P Xing, Laurent El Ghaoui, and Michael I Jordan. Theoretically principled trade-off between robustness and accuracy. *arXiv preprint arXiv:1901.08573*, 2019. 1, 12
- [80] Luwei Zhou, Hamid Palangi, Lei Zhang, Houdong Hu, Jason J Corso, and Jianfeng Gao. Unified vision-language pre-training for image captioning and vqa. In *AAAI*, 2020. 1, 12
- [81] Chen Zhu, Yu Cheng, Zhe Gan, Siqi Sun, Tom Goldstein, and Jingjing Liu. FreeLB: Enhanced adversarial training for natural language understanding. In *ICLR*, 2020. 2, 12
- [82] Linchao Zhu and Yi Yang. Actbert: Learning global-local video-text representations. In *CVPR*, 2020. 1, 12

A. Detailed Related Work

Multimodal Pre-training Early approaches to vision-and-language pre-training [43, 64] adopt a two-stream architecture. Later on, single-stream architecture gains popularity [59, 37, 4, 35, 13, 40]. Multi-task learning [44], adversarial training [16], and contrastive learning [58] have proved useful for improving model performance. Probing analysis [9] shows that these pre-trained models can learn essential knowledge about visual co-reference and visual relations. Recent work extends this pre-training strategy to diverse tasks such as image captioning [80, 23], visual dialog [47, 70], visual-language navigation [22, 46], and video-text pre-training [62, 61, 36, 82]. Instead of using the conventional bottom-up-attention features [5], PixelBERT [24] proposes end-to-end learning from image pixels to textual tokens. External knowledge, such as image tags [39] and scene graphs [75], as well as weakly-supervised pre-training [38], are also investigated for further enhancement.

Distinct from these efforts on improving performance over standard benchmarks,⁸ we focus on a different direction, evaluating and enhancing the *robustness* of pre-trained models. This helps us better understand how well multi-modal pre-training truly advances this field, and guides us to design more robust models.

Adversarial Training As one of the most effective strategies of defending against adversarial attacks [63, 19, 7], adversarial training (AT) has been widely studied for enhancing adversarial robustness of neural networks [69, 45, 74, 55, 50, 71, 79, 73], using adversarial examples as effective data augmentation. Recent studies show that, by injecting adversarial perturbations into feature space, AT can further improve model generalization on language understanding [81, 27, 41], visual question answering [16, 65], and graph neural networks [32].

In our work, we investigate the use of an adversarial noise generator for robustness enhancement, inspired by [52], which proposes a similar noise generator to make neural networks robust against diverse image corruptions. However, there are two key distinctions. First, we focus on transformer models designed for V+L tasks, whereas [52] focuses on convolutional networks for image classification. Second, we propose to generate adversarial noise over the embeddings of images and words, while [52] adds adversarial noise directly on image pixels.

B. More Results

We include more detailed results on IV-VQA [2], CV-VQA [2] and GQA-OOD [31].

⁸Examples of standard benchmarks include VQA [6], VCR [78], NLVR² [60], Image-Text Retrieval [34], and Referring Expressions [76].

On IV-VQA and CV-VQA, we decouple the inconsistency in model predictions on edited images (measured by #flips) into 3 categories: (i) p2n: answer predicted on the edited image was wrong, but the prediction on the corresponding real image was correct; (ii) n2p: model makes a correct prediction on the edited image, while predicting a wrong answer on real image; (iii) n2n: different answers were predicted on edited and real images and both are wrong. These metrics may expose that there is brittleness even when the model makes correct predictions, indicating that models often exploit spurious correlations while making predictions. We follow [2] to report accuracy on VQA v2 val split to serve as reference for IV-VQA, and performance on counting questions in VQA v2 val split for CV-VQA.

Similar conclusions are drawn from the results presented in Table 6. First, MANGO brings consistent performance improvements across all metrics on both benchmarks, compared to UNITER. Second, MANGO significantly improves over SOTA. We also observe significant improvements from MANGO over VILLA on CV-VQA. These results suggest that for *challenging* questions such as counting problems in CV-VQA, MANGO is more robust than VILLA.

On GQA-OOD, except for the accuracy over all GQA-OOD samples ('All' in Table 7), three additional metrics are considered: (i) the accuracy on OOD samples, which are the samples of the tail of the answer class distribution ('Tail'); (ii) the accuracy on the head of distribution ('Head'); and (iii) $\Delta(\text{head}, \text{tail}) = (\text{head} - \text{tail})/\text{tail}$ to illustrate how much the error prediction is imbalanced between frequent and rare answers (' Δ '). More details on the statistics of head and tail examples can be found in [31]. MANGO achieves universal performance lift across all accuracy measures, compared to each baseline model. However, better accuracy does not indicate better-balanced predictions between tail and head splits. We observe that there are more performance improvements on head split than tail split. When compared to SOTA, MANGO_B surpasses MCAN [77] (SOTA with the best All) across all metrics. LMH [69] is the SOTA method with the best Δ ; however, it severely suffers on all accuracy measures.

C. Implementation Details

Our models are implemented based on PyTorch.⁹ To speed up training, we use Nvidia Apex¹⁰ for mixed precision training. Gradient accumulation [49] is applied to reduce multi-GPU communication overheads. All experiments are run on Nvidia V100 GPUs (32GB VRAM; NVLink connection). We use AdamW [42] with $\beta_1=0.9$, $\beta_2=0.98$ and an L2 weight decay of 0.01 to optimize model

⁹<https://pytorch.org/>

¹⁰<https://github.com/NVIDIA/apex>

Model	VQA	IV-VQA					VQA Num.	CV-VQA				
	Acc.↑	Acc.↑	# of flips↓	p2n↓	n2p↓	n2n↓	Acc.↑	Acc.↑	# of flips↓	p2n↓	n2p↓	n2n↓
SOTA [30]	70.26	-	7.85	3.47	2.79	1.58	49.9	-	78.44	31.66	25.38	21.40
UNITER _B	70.34	83.35	8.47	3.89	2.60	1.97	53.82	63.22	40.67	23.21	10.72	6.74
MANGO _B	71.17	82.69	7.32	3.55	2.27	1.49	54.86	64.21	38.11	22.22	9.97	5.92
VILLA _B	71.27	82.87	7.07	3.48	2.16	1.44	55.02	65.06	38.28	22.17	10.60	5.51
MANGO _{VB}	71.47	82.84	7.43	3.57	2.34	1.52	55.27	65.66	38.25	22.10	9.78	6.38
UNITER _L	72.60	85.86	8.20	3.96	2.37	1.88	56.61	67.13	36.66	<u>22.05</u>	9.80	4.81
MANGO _L	<u>73.06</u>	84.05	6.69	3.34	2.00	<u>1.34</u>	<u>57.44</u>	<u>67.30</u>	35.52	21.59	8.55	5.39
VILLA _L	73.20	<u>84.79</u>	<u>6.70</u>	3.45	<u>1.95</u>	1.29	57.43	65.54	37.55	24.05	8.94	4.56
MANGO _{VL}	72.96	84.70	6.73	<u>3.42</u>	1.89	1.42	57.53	67.86	<u>35.64</u>	22.07	<u>8.79</u>	<u>4.78</u>

Table 6: Detailed Results on IV-VQA and CV-VQA. ↑ (↓) indicate the higher (lower) the better.

Model	All ↑	Tail ↑	Head ↑	Δ ↓
SOTA[77](best All)	50.80	46.50	53.40	14.84
SOTA[69](best Δ)	34.50	32.20	35.90	11.49
UNITER _B	53.43	48.45	56.49	16.59
MANGO _B	54.47	50.24	57.07	<u>13.59</u>
VILLA _B	54.11	49.86	56.72	13.76
MANGO _{VB}	55.79	<u>50.89</u>	58.74	15.43
UNITER _L	53.65	48.82	56.61	15.96
MANGO _L	56.40	51.27	59.55	16.15
VILLA _L	55.26	50.80	58.05	14.27
MANGO _{VL}	<u>56.08</u>	51.27	<u>59.03</u>	15.14

Table 7: Detailed Results on GQA-OOD. ↑ (↓) indicate the higher (lower) the better.

training. Throughout the training, the learning rate is scheduled to warmup over the first 10% training steps followed by linear decay to 0. The peak learning rate is set to be $8e-5$ and $5e-5$ for base and large models, respectively. Additional hyper-parameters used to train our adversarial noise generators are listed in Table 8.

D. Downstream Benchmarks

In addition to dataset statistics summarized in Table 1, we provide an overview of each robustness benchmark as follows.

VQA-Rephrasings [56] is based on VQA v2 [20]. It contains 3 human-provided rephrasings for 40K questions on 40K images from VQA v2 val split. In addition to accuracy, consistency in model predictions to different semantically-equivalent questions is also used to measure the robustness of VQA models against linguistic variations. We follow [56] to evaluate models trained with VQA v2 train split.

VQA-LOL [18] is introduced to examine the logical reasoning ability of a VQA model through questions containing logical compositions and linguistic transformations (negation, disjunction, conjunction, and antonyms). It con-

sists of two datasets: VQA-LOL *Compose* (logical combinations of multiple closed binary questions about the same image in VQA v2) and VQA-LOL *Supplement* (logical combinations of additional questions based on external object and caption annotations about the images from COCO [12]). Both datasets share the same train/val images as VQA v2. In total, 757K/42.5K/291K and 1.61M/91.8K/669K image-question pairs are generated for train/val/test splits of VQA-LOL *Compose* and VQA-LOL *Supplement*, respectively. In our experiments, we follow [18] to evaluate models trained with VQA v2 train split on test split of both datasets.

VQA-Introspect [54] is created to investigate the consistency in model predictions of a VQA model between reasoning questions and their associated low-level perception questions. It first introduces a new Reasoning split of the VQA v2 dataset and collects 238K new perception questions. These questions correspond to the set of perceptual tasks needed to effectively answer complex reasoning questions in the Reasoning split. In total, VQA-Introspect contains 167K sub-questions for 56K reasoning questions in VQA v2 train, and 72K sub-questions for 22K reasoning questions in VQA v2 val. In our experiments, we follow [54] to evaluate models trained with VQA v1 [6] train split on VQA-Introspect val split.

GQA [25] contains 22M automatically generated questions based on ground-truth image scene graphs. The questions are constructed via a set of heuristic rules, which are designed to evaluate a VQA model in terms of different types of reasoning skills (*e.g.*, spatial understanding and multi-step inference). We follow [26] to use the balanced version of GQA, which has been designed to reduce biases in answer distribution. In the balanced version, 1.7M questions are split into 70%/10%/10% for training, validation and test sets, respectively. In our experiments, models are trained on GQA train split and we report performance on test-dev split.

Task	Model	Training Steps	$p_{\text{mask}}^{\text{img}}$	$p_{\text{mask}}^{\text{txt}}$	Adv. Noise Lr.	kl-div loss weight β	Adv. Noise Retrain steps	Adv. Noise Retrain Lr.
VQA-Rephrasings	MANGO _B	4000	0.15	0.15	1e-5	1.0	400	1e-4
	MANGO _L	3000	0.15	0.30	5e-6	1.0	400	5e-5
VQA-LOL	MANGO _B	4000	0.15	0.45	1e-5	1.0	400	1e-4
	MANGO _L	4000	0	0.45	5e-6	1.0	400	5e-5
VQA-Introspect	MANGO _B	2000	0	0.15	1e-5	1.0	400	1e-4
	MANGO _L	3000	0	0.45	5e-6	1.0	400	5e-5
GQA	MANGO _B	4000	0.15	0.15	1e-5	1.0	800	1e-4
	MANGO _L	4000	0.15	0.15	1e-5	1.0	800	1e-4
VQA CP v2	MANGO _B	3000	0.15	0.6	1e-5	0	400	1e-4
	MANGO _L	3000	0.15	0.6	1e-6	0	400	1e-5
GQA-OOD	MANGO _B	4000	0.15	0.15	1e-5	1.0	800	1e-4
	MANGO _L	2000	0.15	0.15	1e-5	1.0	800	1e-4
IV-VQA &CV-VQA	MANGO _B	4000	0.15	0.45	1e-5	1.0	400	1e-4
	MANGO _L	3000	0.15	0.15	5e-6	1.0	400	5e-5
VQA v2	MANGO _B	6000	0.15	0.45	1e-5	1.0	400	1e-4
	MANGO _L	5000	0.15	0.45	1e-5	1.0	400	1e-4

Table 8: Hyper-parameter values used in our experiments. We use batch size of 5120 (3072) and gradient accumulation steps of 5 (8) for base (large) model experiments.

IV-VQA & CV-VQA [2] are two synthetic datasets, created by removing objects in the real VQA images. In IV-VQA, irrelevant objects are erased and model predictions before and after image manipulations are expected to be invariant. In CV-VQA, which focuses on counting questions, one relevant object is removed from the given image and model predictions on the quantity of such object are expected to be subtracted by 1. Objects of choice are based on heuristic rules and removed via inpainter-GAN [57]. In total, 376K and 13K image-question pairs are generated for IV-VQA and CV-VQA, respectively. The detailed splits can be found in Sec. 2. In our experiments, we follow [2] to evaluate models trained with VQA v2 train split on IV-VQA/CV-VQA val split.


VQA-CP v2 [3] is an out-of-distribution (OOD) reorganization of VQA v2. It was created to examine the robustness of a VQA model in a setting where language priors cannot be relied upon for a correct prediction. The questions in VQA v2 are first assigned to one of 65 question types according to their prefix (first few words). For every question type, the prior distribution of answers is shuffled to be different in train and test splits of VQA-CP v2. Our models are trained on VQA-CP v2 train split and evaluated on test split, following [3].

GQA-OOD [31] is also an OOD benchmark, created by reorganization of the GQA dataset. By utilizing fine-grained question generation templates in GQA, GQA-OOD divides questions into 37K local groups, and shifts answer distribu-

tion by selecting a subset of answer classes for each question group, according to their frequencies. Unlike VQA-CP v2, GQA-OOD features distribution shifts for both validation and test, allowing to validate models under OOD conditions. In our experiments, we follow [31] to evaluate models trained with GQA train split on GQA-OOD test-dev split.

E. More Visualizations

We provide additional visualization of model predictions in Figure 3. MANGO consistently provides accurate predictions for each robustness type.



Q: How many chairs?
U: 6 V: 6 M: 6



Q: What were these letters a part of?
U: keyboard V: keyboard M: keyboard

Q: *What quantity of* chairs?
U: adult V: 10 M: 6

Q: What *did* these letters *come off of*?
U: keys V: keyboard M: keyboard

(a) VQA-Rephrasings (*Lingual*)



U: orange V: orange M: orange



U: red V: orange M: orange

Q: What color are the flowers to the left?



U: pink V: pink M: pink



U: white V: pink M: pink

Q: What color pants is the player wearing?

(b) IV-VQA (*Visual*)



Q: Is this an adult party *or* is there a person?
U: friend V: child M: yes



Q: Is there a woman sitting *not* on this bench? *and* Are these two people a couple?
U: yes V: no M: no

(c) VQA-LOL (*Reason*)



Q: What stance is the surfer in?
U: squatting V: squatting M: standing



Q: How many kids are left-handed?
U: 2 V: 2 M: 0

(d) VQA-CP v2 (*Answer*)

Figure 3: More visualization of model predictions, comparing MANGO (M) against UNITER (U) and VILLA (V). Correct answers are highlighted in green and wrong ones are in red.