

# Lambda Inference Machine: accelerating computing by nonlinear evolution of spectrally modulated data

Tingyi Zhou, Fabien Scalzo & Bahram Jalali<sup>†</sup>

May 25, 2022

University of California, Los Angeles, Department of Electrical and Computer Engineering, Los Angeles, 90095, USA

<sup>†</sup> Corresponding author: Bahram Jalali (jalali@ucla.edu)

## Abstract

We show that nonlinear spectral dynamics that underpin fascinating phenomena in nature can be leveraged to accelerate machine learning by transforming a difficult nonlinear classification problem into a simple linear separation task. This is done by seeding the nonlinear dynamics with the data that is to be classified and passing the output to a digital linear classifier. Data is first modulated onto the spectrum of a femtosecond pulse that is allowed to evolve through a nonlinear optical medium followed by a realtime spectrometer and the data acquisition. This unsupervised process projects the linearly non-separable data to a space where data become linearly separable. We validate this hypothesis by performing a nonlinear classification benchmark task followed by the classification of various datasets including brain intracranial pressure time series, time-stretch microscopy images, and spoken digit recognition. Since the data is first modulated onto the optical spectrum, this technique is fully compatible with the time stretch technique for ultrafast single-shot data acquisition and classification.

## Introduction

Machine learning has revolutionized computer vision and natural language processing with deep neural networks, the most successful approach to artificial intelligence (AI), even outperforming humans [1]. Leveraging millions or even billions of adaptable parameters, neural networks enable machine perception by learning complex and subtle nonlinear relationships in data [2]. While rapid innovations are being made in network architecture and training algorithms, the dramatic performance gains in the last decade are largely due to the exponential growth in network complexity and memory size, a trend that is on a collision

course with the fundamental scaling limits of the semiconductor technology known as Moore’s Law [3]. In applications of AI to realtime domains such as self-driving vehicles, biological cell sorting, and other “live” applications, the requirement for low latency becomes a formidable challenge. Additionally, the training of neural networks requires massive datasets that are not always available in domains outside of image processing and speech recognition. These trends call for a fresh look into the design of machine learning and computing systems that can operate with small training datasets, offer low latency, and do not rely on ever-increasing computational performance and memory size.

Among several alternative approaches to computing is the use of analog systems to efficiently perform specialized computations, an approach that echoes the early days of computing [4]. An attractive attribute of analog systems is that they do not need to be trained. However, purely analog computing systems are susceptible to noise and can be unreliable. A modern approach to analog computing is one where it does not replace a digital computer but rather a natural system serving as an analog hardware accelerator for the digital computer [5]. For example, one can simulate the properties of an inaccessible and complex system, such as hydrodynamic phenomena, with a more user-friendly proxy system such as wave propagation in a nonlinear optical fiber which is governed by the same differential equation. A natural computer based on such rapid dynamics can be a proxy for the computation of fluid dynamics phenomena [5]. When considering the vast amount of parameter space that needs to be explored, the benefits are even greater. A related framework is to exploit wave propagation in a metamaterial to perform specialized computational tasks such as solving integral equations [6]. Indeed, integral equations are ubiquitous in science and engineering and perform a specific transformation of an input function. Inverse-problem optimization is used to design a metamaterial that emulates a specific integral equation. With an instrument capable of capturing the output of such natural computers in realtime, billions of scenarios can be readily acquired on an ultrashort timescale to map the vast space of complex outputs that emerge from nonlinear response to different inputs. A third example of physical computing pertains to the optical emulation of neural networks. The goal here is to use lasers and spatial modulators or integrated optical circuits to emulate the architecture of a neural network. Specific recent examples include the use of spatial light modulators for matrix manipulation or using integrated optical circuits [7] [8].

In this paper, we report a new concept in data representation and classification. Specifically, we show that nonlinear optical dynamics, that are seeded with the data, enable a linear learning algorithm to learn a nonlinear function or decision boundary that separates the data into correct classes. The so-called Lambda Kernel nonlinearly projects data that have been modulated onto the spectrum of a femtosecond pulse into a space in which linearly inseparable data can be classified with a linear classifier. We first validate the concept by performing the exclusive OR (XOR) operation; a classic nonlinear operation benchmark. We then demonstrate classification results on a variety of data including brain intracranial pressure, spoken digit, and biological cell data. We

show that the combination of the Lambda Kernel with a digital classifier provides improvements in accuracy and latency when compared to a conventional purely digital classifier. To provide insight into the operation of the Lambda Kernel, we compare its performance to the radial basis function (RBF), the most common kernel in machine learning, and show the two perform similar functions.

Since this technique operates with femtosecond pulses and spectrally modulated data, it is inherently compatible with time stretch data acquisition including time stretch microscopy and spectroscopy for continuous single-shot acquisition and classification of ultrafast events. In this work we show successful operation with both the conventional grating spectrometer and the time stretch spectrometer.

## Demonstrated tasks

We illustrate the effectiveness and versatility of the Lambda Inference Machine (LIM) on several classification tasks, including Exclusive OR, detection of intracranial hypertension [9] time stretch microscopy cell images for cancer detection [10], and recognition of spoken digits [11]. All the datasets include ground truth class labels that are used to train a machine learning model in a supervised manner before and after processing by the Lambda Kernel.

## Experiment description

The Lambda Inference Machine system is shown in figure 1. It consists of a fiber-based supercontinuum laser source, a spectral modulator, a nonlinear optical element, spectrum readout followed by a machine learning classifier operating in digital domain. The data is modulated onto the laser spectrum through the spectral modulator. The modulated waveform then passes through the nonlinear optical element where nonlinear transformation takes place. We define the combination of the spectral modulator and nonlinear optical elements as Lambda Kernel. The optical spectrum after Lambda Kernel is read out and feed into DSP for machine learning classification. The spectrum readout can either be a traditional grating-based spectrometer or time stretch spectrometer for fast single-shot operation [12]. Both techniques are demonstrated in this work.

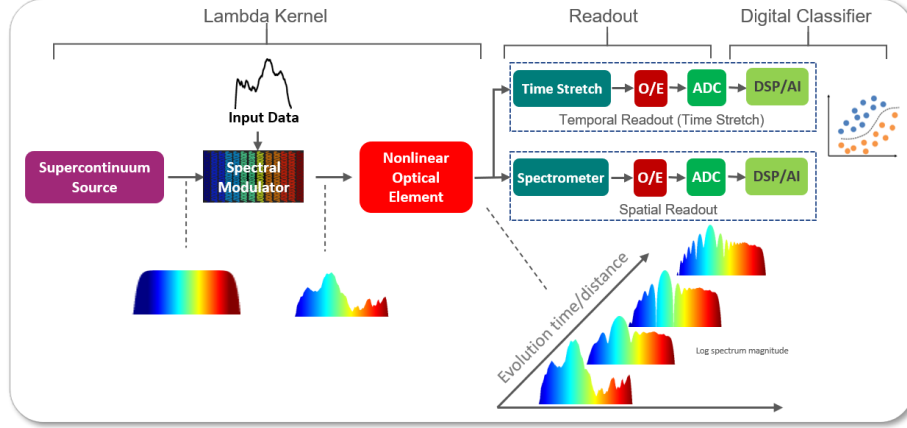


Figure 1: Simplified block diagram showing the basic building blocks of the Lambda Inference Machine. A broadband pulses laser is used as the spectral source. The data is modulated onto the optical spectrum and the modulated waveform is transformed by nonlinear propagation in an optical media. The inset shows the evolution of the data-modulated spectrum. The spectrum at the output is read a conventional spectrometer based on diffraction gratings, or by using time stretch spectroscopy for fast single-shot performance. Classification is performed using a machine learning algorithm in the digital domain.

## Machine learning models

As part of our experiments, we evaluate the performance of standard supervised machine learning algorithms, including ridge regression [13], decision trees [14], SR-KDA (spectral regression for kernel discriminant analysis) [15], neural networks, and support vector machines (SVM) [16]. For all these methods, it is assumed that the input data is sampled as  $X \in R^{n \times d}$  and output class label as  $Y \in R^{n \times c}$  where  $c$  is the number of classes. The dimensionality  $d$  and the number of samples  $n$  of the input data vary with respect to the dataset used.

## Performance Evaluation

The performance evaluation of each machine learning model is achieved using 3-fold cross validation and the accuracy reported using the area-under-the ROC curve (AUC). The AUC represents the probability that the model will be able to predict correctly the label for a new pair of positive and negative samples. Using the same cross validation split, we compare the AUC of each model using the original data (i.e. before Lambda Kernel) and after processing with the Lambda Kernel. We repeat the experiment protocol on each dataset.

## Results

The effectiveness of the LIM is evaluated through various experimental protocols. An interesting property of the Lambda Kernel is to project the original signal into a modified space that emphasizes certain nonlinear properties of the signal. In terms of functionality, similarities exist between the Lambda Kernel and the concept of “kernel projection” or “kernel trick” in the machine learning literature. The utility of such a processing method is to transform nonlinearly separable data so it becomes linearly separable in the new space. We test this hypothesis on several challenging tasks with varying degrees of complexity, including detection of brain intracranial hypertension, blood cell image classification for cancer detection, and recognition of spoken digits. All the datasets include ground truth class labels that are used to train a machine learning model in a supervised manner before and after processing by the Lambda Kernel.

Figure 2 provides results of classification on four datasets: spoken digits (2a), brain ICP (2b), and cancer cell images data with two different Lambda Kernel readout: time stretch spectrometer (2c) and grating-based spectrometer (2d). The accuracy is calculated using the area under the ROC curve (AUC) accuracy after a 3-fold cross validation. As a benchmark, we compare the performance of the Lambda Kernel with the most commonly used numerical kernel known as the radial basis function kernel (RBF) that is used to perform nonlinear classification with a linear classifier. When applied to the same data, the Lambda Kernel reaches an accuracy similar to the numerical RBF kernel. These results and our other results offer the intuition that the processes of spectral modulation and nonlinear evolution perform a conceptually similar task as the kernel commonly used in machine learning applications.

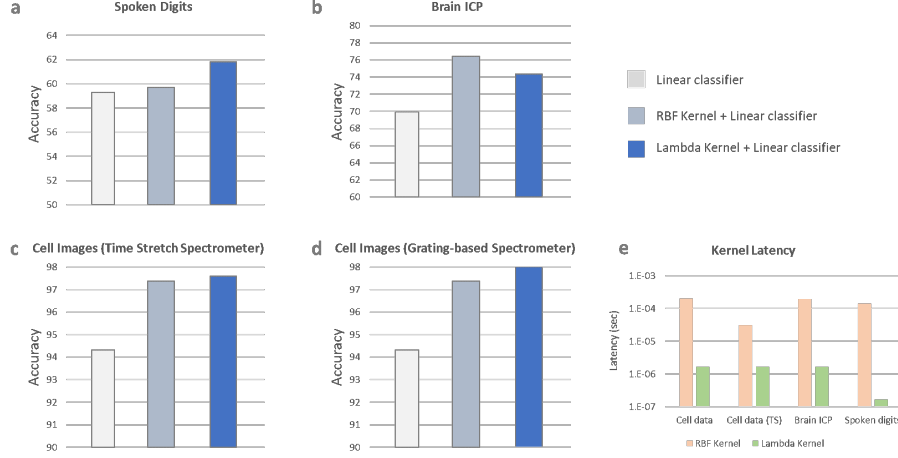


Figure 2: Illustration of the results of a linear classifier applied on four different datasets: (a) Spoken Digits (b) Brain intracranial pressure (ICP) (c) microscope cancer cell images through a time-stretch spectrometer (d) microscope cancer cell images through a grating-based spectrometer. For each dataset, the AUC is reported after a three-fold cross validation experiment. On the first three datasets (a,c,d), the Lambda kernel outperforms the linear and the RBF kernel classifier. On the second dataset related to brain ICP (b), the RBF kernel performs the best following by the Lambda kernel and the linear classifier applied to the original data. The lambda kernel is showing to have an improvement that is similar, in terms of average accuracy improvement over our datasets ( $3.47 \pm 0.65$  for the Lambda kernel versus  $3.35 \pm 2.12$  for the RBF kernel), to the one obtained by the RBF kernel when combined with a linear classifier. e) Bar chart illustration latency for the processing of one sample through an RBF kernel and Lambda Kernel. The results are grouped by dataset, including Cell data, Cell data through time-stretch spectrometer (TS), intracranial pressure (ICP), and audio signals recorded from spoken digits. As observed in the bar chart, the latency is in the order of  $10^{-4}$  to  $10^{-5}$  seconds for the RBF kernel while the Lambda Kernel offers a significantly reduced latency of the order of  $10^{-6}$  to  $10^{-7}$ .

While Figure 2 highlights the benefit of the Lambda Kernel for a linear classifier, we now turn to more advanced machine learning classifiers that already hold nonlinearity in their model including decision trees, spectral regression for kernel discriminant analysis (SR-KDA), support vector machines (SVM), Ridge Regression, and neural network. Specifically, we aim at testing if the Lambda Kernel can further improve the result of these already nonlinear classifiers. Figure 3 summarizes the experimentally measured simulation performance of the Lambda Kernel with five different nonlinear classification algorithms. The bar chart illustrates the performance of the kernel with the five classifiers. The AUC accuracy is reported using the original data as input (gray) and after process-

ing with the kernel (blue). Consistent improvement in AUC can be observed throughout the different classification methods. An average of 9% improvement in AUC was observed for the brain ICP dataset. As shown in the table, similar improvement is observed on the additional datasets evaluated (time stretch microscopy cell images and spoken digits datasets) where the Lambda Kernel significantly outperforms the original datasets.

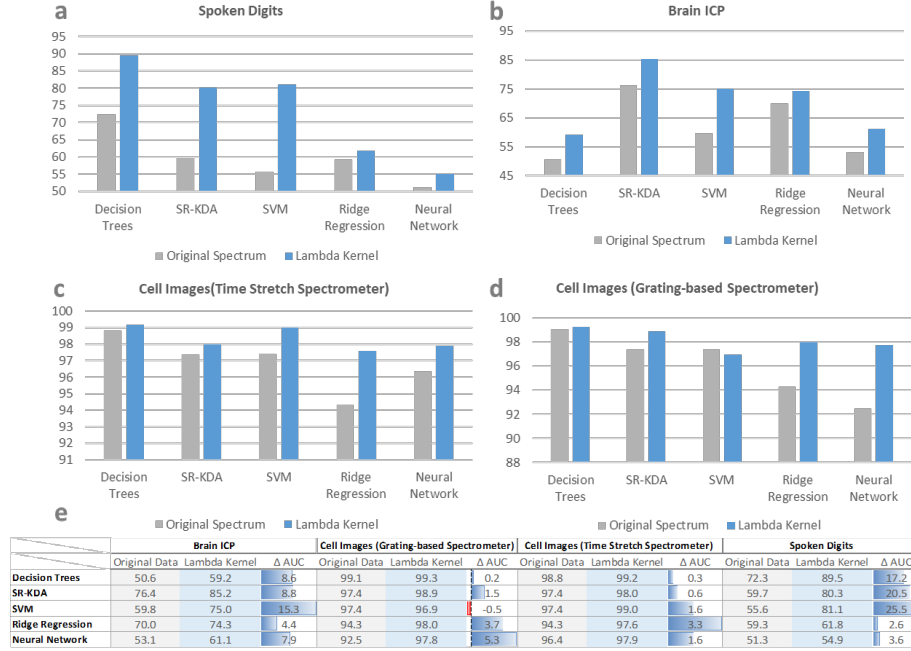


Figure 3: Classification Results on all datasets each with different machine learning algorithms. The performance of the Lambda Kernel in the classification of various datasets (tasks): spoken digit (a), brain ICP (b), cell image data by time stretch spectrometer (c), cell image data by a grating-based spectrometer (d). For each dataset, we show the performance with and without the Lambda Kernel for five different classifiers. The classifiers are: decision tree, spectral regression for kernel discriminant analysis (SR-KDA), support vector machines (SVM), Ridge Regression, and Neural Network. The accuracy in terms of area under the ROC curve (AUC) is reported using the raw data as input (grey) and after processing with the Lambda Kernel (blue). The improvement by Lambda Kernel is consistent for different algorithms and on all datasets. These results show that Lambda Kernel can improve the performance of a wide range of machine learning algorithms, both linear and nonlinear. The classification accuracies are quantified in (e).

## Summary

Recent breakthroughs in machine learning and advanced computing have given rise to numerous applications of data processing and classification. The need for low-latency data processing frameworks that capture non-linear features of the signal without requiring any training is particularly important in modern technologies related to self-driving vehicles, healthcare, and sensing systems. We have introduced in this paper a data processing framework that utilizes the nonlinear dynamics of an optical system to modulate and process data encoded onto the spectrum. When combined with standard machine learning algorithms, such processing, named Lambda Kernel, demonstrates significant improvement in classification accuracy on a wide range of applications at a much lower latency; therefore, offering the best of both worlds.

## Acknowledgement

This project was supported by DARPA-MTO PEACH program under contract number HR00111990050.

## Author Contributions

BJ conceived the idea and the technical approach. TZ performed the experiments and data analytics. FS contributed to the classification tasks. BJ, FS and TZ wrote the manuscript.

## References

- [1] Kaiming He, Xiangyu Zhang, Shaoqing Ren, and Jian Sun. Delving deep into rectifiers: Surpassing human-level performance on imagenet classification. In *Proceedings of the IEEE international conference on computer vision*, pages 1026–1034, 2015.
- [2] Alex Krizhevsky, Ilya Sutskever, and Geoffrey E Hinton. Imagenet classification with deep convolutional neural networks. In *Advances in neural information processing systems*, pages 1097–1105, 2012.
- [3] Xiaowei Xu, Yukun Ding, Sharon Xiaobo Hu, Michael Niemier, Jason Cong, Yu Hu, and Yiyu Shi. Scaling for edge inference of deep neural networks. *Nature Electronics*, 1(4):216–222, 2018.
- [4] Walter Isaacson. *The Innovators: How a Group of Hackers, Geniuses, and Geeks Created the Digital Revolution*. SIMON & SCHUSTER, 2014.
- [5] Daniel R Solli and Bahram Jalali. Analog optical computing. *Nature Photonics*, 9(11):704–706, 2015.



- [6] Nasim Mohammadi Estakhri, Brian Edwards, and Nader Engheta. Inverse-designed metastructures that solve equations. *Science*, 363(6433):1333–1338, 2019.
- [7] Xing Lin, Yair Rivenson, Nezih T Yardimci, Muhammed Veli, Yi Luo, Mona Jarrahi, and Aydogan Ozcan. All-optical machine learning using diffractive deep neural networks. *Science*, 361(6406):1004–1008, 2018.
- [8] Jonathan K George, Armin Mehrabian, Rubab Amin, Jiawei Meng, Thomas Ferreira De Lima, Alexander N Tait, Bhavin J Shastri, Tarek El-Ghazawi, Paul R Prucnal, and Volker J Sorger. Neuromorphic photonics with electro-absorption modulators. *Optics express*, 27(4):5181–5191, 2019.
- [9] Fabien Scalzo, David Liebeskind, and Xiao Hu. Reducing false intracranial pressure alarms using morphological waveform features. *IEEE Transactions on Biomedical Engineering*, 60(1):235–239, 2012.
- [10] Claire Lifan Chen, Ata Mahjoubfar, Li-Chia Tai, Ian K Blaby, Allen Huang, Kayvan Reza Niazi, and Bahram Jalali. Deep learning in label-free cell classification. *Scientific reports*, 6:21471, 2016.
- [11] Zohar Jackson, César Souza, Jason Flaks, Yuxin Pan, Hereman Nicolas, and Adhish Thite. Jakobovski/free-spoken-digit-dataset: v1.0.8, August 2018.
- [12] PV Kelkar, F Coppinger, AS Bhushan, and B Jalali. Time-domain optical sensing. *Electronics Letters*, 35(19):1661–1662, 1999.
- [13] Arthur E Hoerl and Robert W Kennard. Ridge regression: Biased estimation for nonorthogonal problems. *Technometrics*, 12(1):55–67, 1970.
- [14] Tin Kam Ho. Random decision forests. In *Proceedings of 3rd international conference on document analysis and recognition*, volume 1, pages 278–282. IEEE, 1995.
- [15] Deng Cai, Xiaofei He, and Jiawei Han. Speed up kernel discriminant analysis. *The VLDB Journal*, 20(1):21–33, 2011.
- [16] Corinna Cortes and Vladimir Vapnik. Support-vector networks. *Machine learning*, 20(3):273–297, 1995.