

Hybrid NOMA for Future Radio Access: Design, Potentials and Limitations

Kuntal Deka¹ and Sanjeev Sharma² (Member, IEEE)

¹School of Electrical Sciences, IIT Goa, India Email: kuntal@iitgoa.ac.in

²Department of Electronics Engineering, IIT (BHU) Varanasi, India Email: sanjeevs.ece@iitbhu.ac.in

Abstract—Next-generation internet of things (IoT) applications need trillions of low-powered wireless mobile devices to connect with each other having ultra-reliability and low-latency. Non-orthogonal multiple access (NOMA) is a promising technology to address massive connectivity for 5G and beyond by accommodating several users within the same orthogonal resource block. Therefore, this article explores hybrid NOMA (HNOMA) for massive multiple access in the uplink scenarios due to its higher spectral efficiency. The HNOMA includes both power domain and code domain NOMA method due to diverse channel conditions in practice. We highlight that polar coded based data transmission can achieve higher reliability and lower latency in HNOMA-based wireless networks. Further, at the base station (BS), channel state information (CSI) of each link is not perfectly available or very complex to estimate due to non-orthogonal links. Therefore, we analyze and review the performance of uplink based system involving HNOMA transmission in the presence of imperfect CSI. Furthermore, we summarize some key technical challenges as well as their potential solutions in futuristic IoT applications using HNOMA transmission. Finally, we offer some design guidelines for HNOMA-based systems using deep learning approach to implement adaptive and efficient wireless networks.

I. INTRODUCTION

Forthcoming society will get highly benefited using the data-driven solutions and methods. In the data-driven environment, trillions of low-power mobile devices will connect to communicate and share their decisions. However, connecting trillions of devices together through a central base station (BS) will be challenging due to limited available orthogonal resources with very low-latency wireless links. Therefore, non-orthogonal multiple access (NOMA) and hybrid NOMA (HNOMA) transmission techniques can be suitable methods as compared to orthogonal multiple access (OMA) techniques to connect large devices in the internet of things (IoT) scenarios [1–3]. Since the non-orthogonal transmission techniques enhance spectral efficiency and lower the latency of a wireless system [1] The HNOMA uses both power domain (PD) and code domain (CD) NOMA for multiple access. Further, HNOMA provides higher spectral efficiency as compared to NOMA and OMA techniques [1], and we analyze its potential applications and challenges for 6G networks.

IoT applications can be divided into two main categories as massive IoT in which low power devices continuously send their observation to the cloud, and critical IoT which includes control signaling, healthcare, and remote manufacturing. Some upcoming applications, wireless sensing, and signaling is essential, like in traffic management, self driving vehicles.

Therefore, in this article, we discuss the massive connectivity of low power devices with ultra-reliability and low-latency based IoT.

A. Smart IoT Network

A scenario of smart IoT applications is shown in Fig. 1. In upcoming 5G and beyond IoT networks, various devices will connect to each other using the virtual cloud networks. For example, smart farming can benefit from the data-driven design by analyzing the soil and atmospheric conditions of the environment for a particular type of crop. A similar technique can be adopted for IoT enabled intra-vehicular network (IVN), where large number of sensors are connected with each other for sharing the vehicle's status information in order to develop a smart vehicular system. Further, traffic management can be significantly improved by using sensing and wireless communication methods to develop smart cities. Therefore, the integration of various areas like industries, offices, power grids, farming, healthcare, etc. using IoT platform will make society more conformable, flexible and sustainable.

A smart IoT network, heterogeneous infrastructures are connected to a central cloud network, as shown in Fig. 1. Therefore, each type of infrastructure like smart grid can be optimized by accessing available data at the central cloud/node. Hence, smart infrastructure will give rise to dense/ultra-dense deployment of access points (AP) in 5G and beyond network.

B. Wireless multiple access techniques

In order to connect seamlessly trillions low-powered IoT devices, we need higher spectral efficiency and availability of a wide frequency spectrum. Currently, millimeter-wave (mmWave) range of the spectrum is explored for wireless communications [4]. High bandwidth at mmWave will help to connect large devices together; however, it alone can not be sufficient for IoT applications. Currently, NOMA techniques are preferred over OMA to enhance the wireless systems' spectral efficiency [5–7]. In general, either PD or CD NOMA methods are considered in the literature [1]. In CD-based NOMA technique includes interleave division multiple access (IDMA), multi-user shared access (MUSA) technique, pattern division multiple access (PDMA), and sparse code multiple access (SCMA) [1]. In PD NOMA, superposition coding techniques at the transmitter and successive interference cancellation (SIC) at the receiver are used unlike the OMA. Further, HNOMA, which is an integrated method of PD and

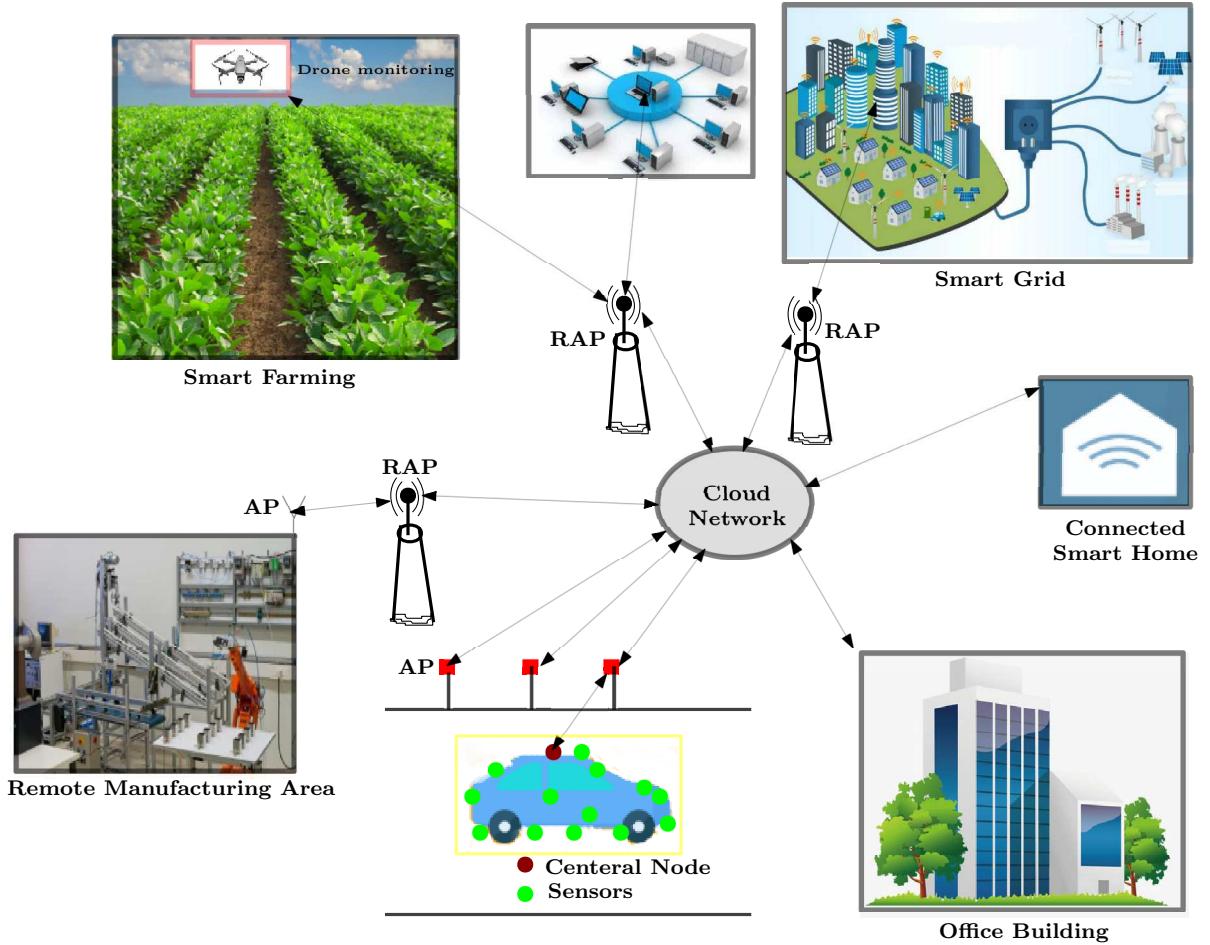


Fig. 1. A view of smart IoT Network. RAP: remote access point, AP: access point.

CD NOMA, is more suitable and has higher spectral efficiency over conventional PD or CD NOMA. Therefore, in this article, we discuss HNOMA for 5G and beyond wireless networks.

1) *A simple view of wireless connectivity using HNOMA:* In Fig. 2, a pictorial representation of the connectivity of low powered devices to a remote access point (RAP) is shown. For easy processing and low latency, the large number of devices are divided into total J clusters in a RAP area. Further, each cluster has K multiple groups based on their distance from the RAP, as shown in Fig. 2. Therefore, a device D in RAP is accessed using cluster and group indices, as $D_{j,k}$, $j = 1, \dots, J, k = 1, \dots, K$. Each cluster has Z orthogonal (time/frequency/code) resources for communications. Further, these Z orthogonal resources are reused in other clusters in the system. Therefore, all the groups in a cluster use the same Z orthogonal resources for communications, as shown in Fig. 2. However, K groups are distinguished using their channel gain at the RAP. Further, devices in each group may have similar or correlated channel impulse response. Therefore, total JK devices are connected to the RAP using Z orthogonal resources, as depicted in Fig. 2. In the absence of strict power control and sharp frequency cut-off, we assume each cluster may get some interference from other adjacent clusters. However, we have not considered interference from other adjacent clusters in the system.

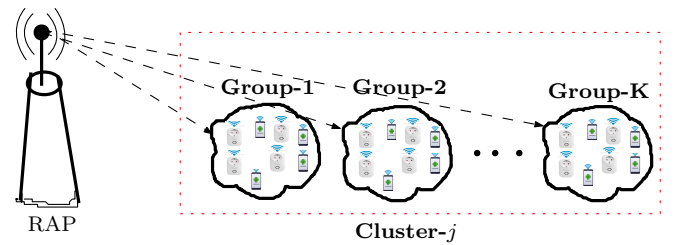


Fig. 2. A sketch for devices connectivity to remote access point using HNOMA.

2) *Example: HNOMA transmission in V2X communications:* Automotive industries are moving towards connected and autonomous vehicles to improve traffic congestion, fuel efficiency, safety, etc. [8]. Therefore, a large number of sensor nodes are required to exchange information. In vehicle-to-everything (V2X) communication, cloud network gather information through several wireless access points such as local area central node, base station, etc. Therefore, to connect trillions low-powered devices, high spectral efficiency of network is essential with low latency and efficient signal processing methods. IEEE 802.11p standard is proposed for V2X Communications to support intelligent transportation system (ITS) applications. However, still technologies for ITS

will have to improve for bounded access channel delay and V2X wireless connections. In V2X, grant free¹ HNOMA with polar coding can be used to achieve low latency and high reliability with high spectral efficiency.

The rest of the article is organized as follows. Given the potential advantages of HNOMA system, in Section II, we illustrate HNOMA based uplink wireless system for massive connectivity in IoT. Section III briefly focuses for polar coded HNOMA-based system. The impact of channel estimation error in HNOMA in Section IV. An example of HNOMA system in the uplink scenario is presented in Section V. After that, we highlight some research challenges in upcoming IoT networks for heterogeneous applications and HNOMA techniques in Section VI. Then, we discuss and propose a deep learning-based detection and estimation for HNOMA in Section VII. Section VIII concludes this article.

II. HNOMA

Recently, HNOMA scheme is proposed for multiple access [1, 9]. The HNOMA scheme using both PD and CD NOMA is more spectral efficient than the PD-NOMA plus OMA-based system [1]. Therefore, in this paper, HNOMA uses jointly PD and SCMA-based NOMA. The HNOMA uses both power difference and sparsity among the users and orthogonal resources, respectively for transmission. Consider the uplink scenario of HNOMA system with two groups only, where Group-1 and Group-2 have J_1 and J_2 communicating nodes, respectively. By considering Group-1 and Group-2 as the far and the near groups, respectively, we can get the desired variation in strengths of the received signals at the BS. Group-2 (near group) receives higher signal power than the Group-1 in the HNOMA system. Therefore, the data for Group-2 is decoded first by considering the Group-1 signal as an interference using message passing algorithm (MPA). After decoding Group-2, the signal corresponding to Group-2 is subtracted from the received signal at the BS. Then, from the interference-canceled signal, Group-1 symbols are decoded. Therefore, Group-1 has full diversity, while Group-2 has interference-limited scenarios. Hence, at the BS, both MPA and successive interference cancellation (SIC) based detection is used in HNOMA [1]. In HNOMA, multiple groups can communicate by optimizing transmit power among the different groups and codebook design within a group. Therefore, K groups can communicate to BS in HNOMA, where each group has $J_k, k = 1, 2, \dots, K$ user nodes. The overloading factor λ can be defined as the ratio of the total number $\sum_{k=1}^K J_k$ of users to the number Z of the orthogonal resources in the system.

Therefore, HNOMA-based system can achieve higher spectral efficiency in the IoT network by marginally increasing the detection complexity. However, the BS or the central node can support a higher complexity in the system. Further, deep learning based information detection can also be used in HNOMA. Deep neural network (DNN) can be trained off-line

and is being used for online data detection in wireless communication systems [10]. Furthermore, hybrid non-orthogonal transmission can also include orthogonal and non-orthogonal multiple access schemes for next-generation adaptive networks depending on nodes' data rate constraint.

The impact of overloading in HNOMA is shown in Fig. 3. In each group, the number of user nodes are $J_1 = J_2 = 6, 8$ and orthogonal resources are four, i.e., $Z = 4$. The transmitted signals of the user nodes experience independent flat Rayleigh fading. Codebooks in [1] are used by user nodes in Fig. 3. The performance degrades in high overloading scenario (400%) as compared to 300% overloading. However, it is good in most of IoT applications. Further, the detection performance of HNOMA-based system can be improved using polar coding techniques.

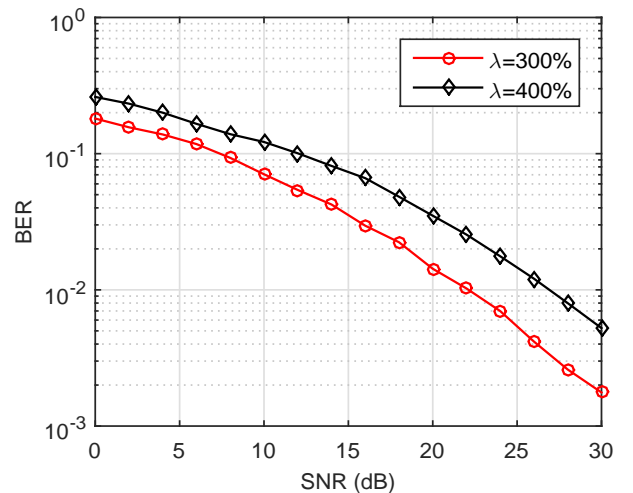


Fig. 3. Impact of overloading factor on the hybrid system's SER performance over Rayleigh fading.

The HNOMA-based system includes both the SIC and MPA based detection, whose complexity increases as the number of groups in a cluster and the overloading factor increases. To limit the complexity, the number devices in the IoT networks can be partitioned into small groups and clusters based on their channel gains, as mentioned in Fig. 2. Further, efficient SIC ordering is also essential in HNOMA to reduce the error propagation effect [11]. Further, we introduce SCMA-based NOMA scheme with polar codes to improve the reliability of a wireless network below.

III. POLAR CODES

Erdal Arikan invented a new class of channel codes known as polar codes [12]. These are the first class of codes which can achieve the Shannon capacity in a mathematically provable fashion. These codes are based on the principle of *channel polarization*. Here, with the help of polar encoding, n synthetic bit channels are manufactured from a given set of n identical channels. The newly created bit-channels are polarized in the sense that a fraction of them become noise-free and others become completely noisy channel. The key aspect here is that the fraction of the noiseless channels is equal to the capacity of the original underlying channel. Therefore,

¹User node transmission that does not require transmit scheduling request i.e. randomly enter or leave the system.

a capacity-achieving coding scheme can be devised where the information bits are sent over the noiseless channels and a set of frozen bits (known to the decoder) are sent over the completely noisy channels. The decoding is done with the help of successive cancellation (SC) algorithm. Unlike other modern codes like, Turbo and low-density parity-check (LDPC) codes, the decoding of polar codes is non-iterative. The performance of the polar codes with SC decoding was not impressive at practical block-lengths. Then, Tal and Vardy proposed successive cancellation list decoding for polar codes [13]. It has been found that aided by a small cyclic-redundancy check (CRC) code, the list decoding of polar codes can provide significantly better performance than LDPC and turbo codes when block-length is in the small to medium range.

The performance of an SCMA system can be significantly improved by employing an error correcting scheme. Here we consider the polar codes as they can provide the best performance amongst all the modern codes. The block diagram is shown in Fig. 4. The coding scheme is a concatenated one with a small CRC code of length n_c and polar code of length n . The j th user's data are divided into message frames \mathbf{u}_j of size k . Here we have $k = n \times r - n_c$, where r is the rate of the coding scheme. The frame \mathbf{c}_j at the output of the CRC encoder has length n_c . The frame \mathbf{c}_j is sent to polar encoder as the input. The output of the polar encoder is \mathbf{x}_j . Suppose the SCMA mapper involves M -ary constellation. Then the bits in the frame \mathbf{x}_j are converted into $n_s = \frac{n}{\log_2 M}$ symbols with each symbol containing $m = \log_2 M$ bits. We have $\mathbf{x}_j = (x_j^1, \dots, x_j^{n_s})$. For every symbol slot $s \in \{1, 2, \dots, n_s\}$, the SCMA encoding (mapping) and detection is performed for all the J users. The SCMA detection is carried out by MPA. From the MPA detector, the soft values i.e. the probability of an user's data being a particular symbol are considered. These symbol-wise probability values are converted to bitwise probability values which are fed to the individual polar decoder. Every polar decoder employs CRC-aided list decoding algorithm. The estimated bits across all symbol duration are accumulated and finally the estimated frame $\hat{\mathbf{u}}_j$ is obtained.

Fig. 5 shows the performance of polar coded SCMA systems with various parameters. In recent communication standards, the short polar codes are considered for error correction [14]. Therefore, we have shown the results for polar codes of block-lengths $n = 64$ and $n = 256$. For decoding, CRC-aided list decoding is used. The CRC code employed is of length 16 with generator polynomial $g(x) = x^{16} + x^{12} + x^5 + 1$. This code is known as CRC-16-CCITT. The list size of $L = 4$ is considered. The performance can be further improved by considering a higher value of list size. Observe from Fig. 5 that the with the help of short polar code of length $n = 64$, the performance can be drastically improved from that of the uncoded SCMA system. With a slightly higher value of block-length $n = 256$, the performance can be further enhanced as shown in Fig. 5.

The selection of the frozen bits known as the *construction* process is an important step for polar coding. Historically, polar codes have been constructed by Bhattacharyya-parameter-based algorithm designed for binary erasure channels (BP-BEC). The other popular methods are Monte-Carlo-

based method, density-evolution-based method, Gaussian-approximation (GA) method, Tal and Vardy method, etc. The features considered for BP-BEC, Monte-Carlo-based method, density-evolution-based method GA and Tal and Vardy method are Bhattacharyya parameter, BER values, probability density function (PDF) of the LLRs, mean of the LLRs and approximate PDF of the LLRs respectively. Here, we consider Monte-Carlo-based method for the construction of polar codes in the multiple-access channel or uplink system.

IV. IMPERFECT CHANNEL ESTIMATION

Symbol detection at the BS requires accurate information of a channel state response of each communicating user node. The received signal is the superposition of each device's data symbol and their channel information. Therefore, accurate channel estimation at the BS is complex or impossible due to large number of IoT devices with HNOMA schemes. Since the BS needs more parameters estimation in the uplink scenario than the downlink. The channel impulse response (CIR) at the BS is expressed as $\mathbf{h} = \mathbf{h}_{\text{est}} + \mathbf{e}$, where \mathbf{h} , \mathbf{h}_{est} , and \mathbf{e} is the actual CIR, estimated CIR and error in channel estimation, respectively. \mathbf{e} can be modeled as complex Gaussian random vector with zero mean vector and the covariance matrix $\sigma_e^2 \mathbf{I}$. Further, the variance of error depends on the SNR level and is expressed as $\sigma_e^2 = \sigma_h^2 / (1 + \rho \text{SNR})$, where $\sigma_h^2 \mathbf{I}$ is the covariance matrix of \mathbf{h} and ρ indicates quality of channel estimation. Further, $\rho = \infty$ represents perfect channel estimation in the detection and estimation process. Therefore, the impact of channel estimation should be considered for massive IoT applications in practice. Some better channel estimation algorithms can also be explored in near future for NOMA and HNOMA-based systems.

Further, large channel gain differences among the groups in a cluster leads to a better channel estimation in HNOMA. However, imperfect channel information also results in residual error in the combined SIC and MPA based detection while subtracted the stronger user's signal from the received signal. Therefore, spectrally efficient HNOMA-based systems, channel estimation algorithms and their effect can be explored in near future.

V. EXAMPLE OF HNOMA-BASED SYSTEM IN UPLINK SCENARIO

We show an example to achieve massive connectivity in IoT using the HNOMA. To reduce the processing complexity and latency, low power IoT devices are divided into multiple clusters and each cluster has several groups of devices depending on their channel gains. For a single cluster, the received signal at BS is the superposition of each group's signal and complex additive white Gaussian noise. The detection performance in HNOMA depends on the channel estimation error and noise as shown in Fig. 6. In imperfect channel estimation $\sigma_h^2 = 1$ is used. Overloading factor $\lambda = 300\%$ and $Z = 4$ are used in Fig. 6. Imperfect channel estimation limits the performance of HNOMA-based System, as observed in Fig. 6. However, the impact of channel estimation can be minimized using some coding techniques and complex channel estimation algorithms in the system to achieve high reliability in IoT networks.

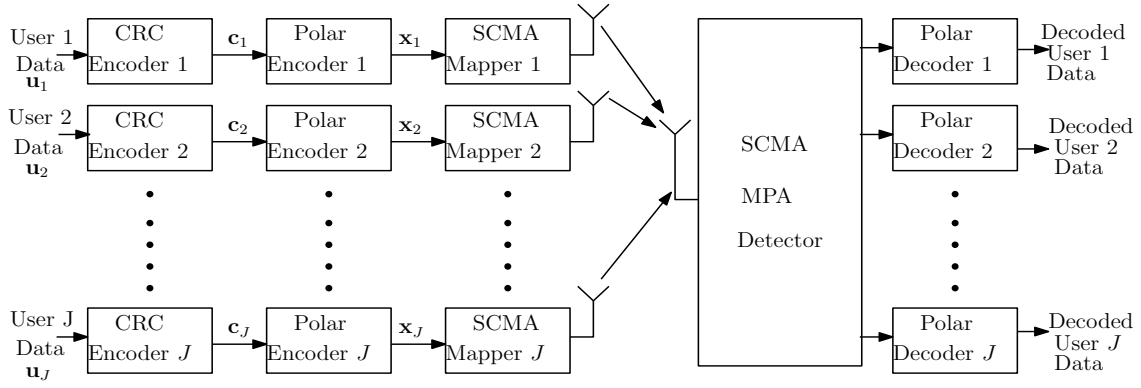


Fig. 4. Polar coded SCMA system for uplink.

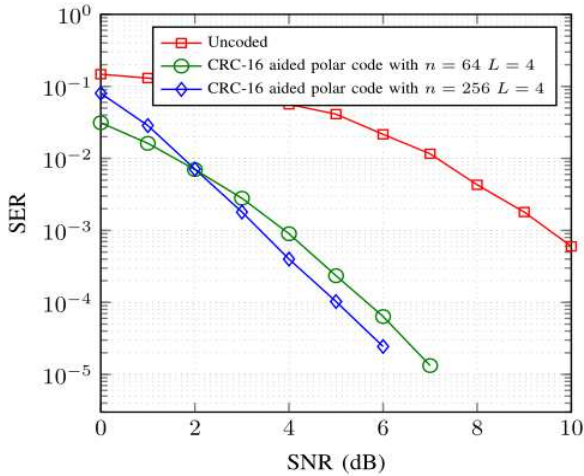


Fig. 5. SER performance of various polar coded 6×4 SCMA systems.

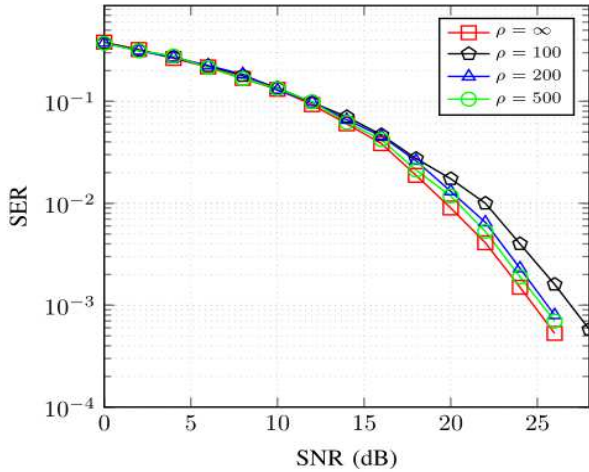


Fig. 6. Impact of imperfect channel estimation on SER performance over Rayleigh fading in HNOMA-based systems.

VI. RESEARCH CHALLENGES IN UPCOMING IOT NETWORKS

A. Efficient energy enhancement

In next-generation wireless networks, several kinds of BS like micro, femto and pico will be deployed to get ultra-high density of users. Energy efficiency optimization will provide green future cellular networks infrastructure. In general, using smaller cells, BS power consumption can be reduced. Further, letting BS go to sleeping mode during light or no traffic load scenarios result in higher energy efficiency in the network. Therefore, dynamic management of users and BS in the wireless network reduce the power consumption, however, it is a difficult task at large scale level. Therefore, the virtual distribution of resources and their optimization can be a strategic approach to optimize the energy efficiency of 5G and beyond networks. Further, simultaneous wireless information and power transfer (SWIPT) and wireless power transmission can be used in IoT networks.

B. Asynchronous communications

Most of the data in upcoming applications will be short, bursty and asynchronous in nature. Therefore, we need some signal processing techniques which will shift the paradigm from current systems to asynchronous and non-orthogonal systems. Further, different mobility level of devices in the massive IoT will pose severe challenges to achieve lower latency. Therefore, detection and estimation must be robust to asynchronous signaling and must possess the capability to deal with uncoordinated interference in next-generation wireless networks. Performance of HNOMA and NOMA-based systems can be analyzed in asynchronous and high mobility scenarios for 5G and beyond networks.

C. Optimum devices' grouping and activity detection

The performance of the HNOMA mainly depends on the grouping of devices in a cluster. Grouping of devices can be done using their SNR values at the BS. Similar SNR devices are partitioned into the same group in a cluster. However, high mobility of devices and fading can make the user pairing difficult in the massive networks to achieve higher spectral efficiency. In literature, some sub-optimal iterative methods

are proposed for efficient user pairing. Further, using a large data set based on users' history, efficient user pairing can be achieved by employing machine learning approach in complex and large wireless networks.

D. Robust and efficient signal processing

In some applications like the smart power grid and underwater communications, ambient noise may not be Gaussian in nature i.e., impulsive noise. Therefore, the performance of optimal detection methods (designed using Gaussian noise) can deteriorate significantly. To remove the outliers in large data size using conventional methods like time series before the detection/estimation is a challenging task in massive IoT network due to a higher dimension of the data. Hence, some non-linear signal processing techniques can be used to efficiently remove/reduce the impact of the impulse noise before the decision in the IoT network. Further, recently deep learning based wireless communication detection and estimation method can also use to overcome the effect of impulse noise in wireless network. Furthermore, some robust detection/estimation methods are required to overcome the impact of channel estimation error and hardware impairments, in HNOMA-based IoT applications to achieve massive connectivity.

VII. DEEP LEARNING BASED DETECTION

Humans' daily living activities will fully integrate to various devices to get a comfortable, sustainable and efficient lifestyle [15]. Upcoming 5G and beyond networks will be based on data-driven and machine learning (ML) approaches due to extremely high data rate with heterogeneous devices and applications. ML-based smart networks will be adaptive, efficient, and predictive in nature. Therefore, human intervention will be significantly reduced in smart IoT applications. Further, large IoT network of trillion connected devices will be enhanced using ML techniques.

ML or deep learning will also play a vital role in the health care system to get an easy medical facility in remote areas and early detection of diseases. Further, seamlessly continuous wireless monitoring and assistance will also benefit old age people in society. Therefore, ML-based solutions give adaptability, scalability, and flexibility in IoT applications.

Higher spectral and power-efficient communication systems can be accomplished using deep learning-based detection and estimation methods. The availability of large data size will benefit the deep neural network (DNN) for efficient training and parameters optimization. DNN can provide simple and power efficient optimization of large and complex 5G and beyond networks. Since conventional approaches may be complex and power inefficient in 6G network. For example, recently deep learning based techniques are used in massive MIMO (multiple-input and multiple-output), channel estimation, D2D (device-to-device) for symbol detection, power optimization, and localization in wireless systems [4]. Another application of deep learning can be used in cognitive radio network for primary user detection and adaptive spectrum management in 6G networks [10]. Further, personal data

security and privacy will be great concerns in next-generation wireless networks. Therefore, ML methods can also enhance security by detecting abnormal behaviors and intrusions in network before they happen.

Next, we highlight the importance of DNN for symbol detection in HNOMA. In Fig. 7, the average SER performance of HNOMA using DNN and MPA based detection is shown. DNN outperforms MPA at high SNR as compared to MPA due to effective learning of DNN. MPA performance is also limited by interference in HNOMA system. DNN with input and output, and three hidden layers (with 480, 10, 10 neurons) trained off-line at SNR = 30 dB. DNN also does not need channel information explicitly to decode the users' data symbols, unlike MPA. The training SNR and number of hidden layers are optimized using multiple trials. Therefore, DNN can help to decode the information in complex and large systems, especially in interference-limited and imperfect channel scenarios.

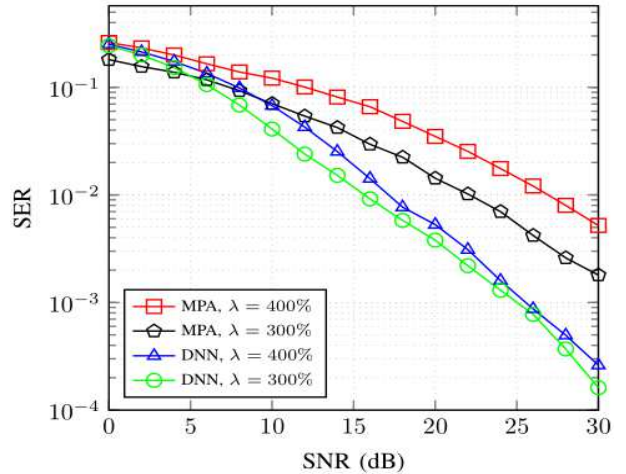


Fig. 7. Comparison between DNN and MPA based detection of hybrid non-orthogonal transmission-based system over Rayleigh fading.

Further, HNOMA can be analyzed with massive MIMO technology using conventional and ML-based detection methods to achieve the massive connectivity in low powered IoT network. However, HNOMA with massive MIMO needs some simple and efficient detection methods to deploy this technology in practice. Therefore, the processing power in complex wireless systems needs to be minimized along with transmitted power to fulfill the demands of next-generation green networks. Since at a time, the active devices are very less as compared to the total connected devices in the network. Therefore, ML-based active device detection and their data symbol estimation can also be employed in IoT network for grant-free communication to achieve low latency. .

VIII. CONCLUSION

We have highlighted the importance of HNOMA to connect low power trillion devices in upcoming next-generation IoT applications. The HNOMA can achieve higher spectral efficiency by serving multiple users at a time in the network. Further, the impact of channel estimation error on the detection

performance is highlighted. The inclusion of polar codes can benefit the massive IoT networks to achieve the reliability in adverse and channel mismatch scenarios as highlighted. Further, some research challenges and their solutions are suggested to fulfill the demand of next-generation IoT networks in this paper. At last, we have suggested and proposed deep learning-based smart wireless system design for HNOMA. Since, interference and channel impact can be minimized in HNOMA/NOMA-based systems using deep learning. Therefore, deep learning and data-driven solutions will play an important role in next-generation wireless networks.

REFERENCES

- [1] S. Sharma, K. Deka, V. Bhatia, and A. Gupta, "Joint power-domain and SCMA-based NOMA system for downlink in 5G and beyond," *IEEE Communications Letters*, vol. 23, no. 6, pp. 971–974, 2019.
- [2] Y. Y. Nam, "Multiuser activity and data detection via sparsity-blind greedy recovery for uplink grant-free NOMA," *IEEE Communications Letters*, vol. PP, no. PP, pp. 1–4, 2019.
- [3] Y. Liu, H. Zhang, K. Long, A. Nallanathan, and V. C. M. Leung, "Energy-efficient subchannel matching and power allocation in NOMA autonomous driving vehicular networks," *IEEE Wireless Communications*, vol. 26, no. 4, pp. 88–93, 2019.
- [4] P. Yang, Y. Xiao, M. Xiao, and S. Li, "6G wireless communications: Vision and potential techniques," *IEEE Network*, vol. 33, no. 4, pp. 70–75, 2019.
- [5] Q. Wang, R. Zhang, L.-L. Yang, and L. Hanzo, "Non-orthogonal multiple access: A unified perspective," *IEEE Wireless Communications*, vol. 25, no. 2, pp. 10–16, 2018.
- [6] D. Wan, M. Wen, F. Ji, H. Yu, and F. Chen, "Non-orthogonal multiple access for cooperative communications: Challenges, opportunities, and trends," *IEEE Wireless Communications*, vol. 25, no. 2, pp. 109–117, 2018.
- [7] K. Yang, N. Yang, N. Ye, M. Jia, Z. Gao, and R. Fan, "Non-orthogonal multiple access: achieving sustainable future radio access," *IEEE Communications Magazine*, vol. 57, no. 2, pp. 116–121, 2018.
- [8] L. Liang, H. Ye, and G. Y. Li, "Toward intelligent vehicular networks: A machine learning framework," *IEEE Internet of Things Journal*, vol. 6, no. 1, pp. 124–135, 2018.
- [9] Y. Sun, Z. Ding, X. Dai, and G. K. Karagiannidis, "A feasibility study on network NOMA," *IEEE Transactions on Communications*, vol. 66, no. 9, pp. 4303–4317, 2018.
- [10] C. Jiang, H. Zhang, Y. Ren, Z. Han, K.-C. Chen, and L. Hanzo, "Machine learning paradigms for next-generation wireless networks," *IEEE Wireless Communications*, vol. 24, no. 2, pp. 98–105, 2016.
- [11] D. Tse and P. Viswanath, *Fundamentals of wireless communication*. Cambridge University Press, 2005.
- [12] E. Arikan, "Channel polarization: A method for constructing capacity-achieving codes for symmetric binary-input memoryless channels," *IEEE Transactions on Information Theory*, vol. 55, no. 7, pp. 3051–3073, July 2009.
- [13] I. Tal and A. Vardy, "List decoding of polar codes," *IEEE Transactions on Information Theory*, vol. 61, no. 5, pp. 2213–2226, May 2015.
- [14] Peiying Zhu, "Polar code for 5G NR," ITW 2018 Keynote, available online: <http://itw2018.org/static/resource/Keynote-Peiying.pdf>.
- [15] B. Qolomany, A. Al-Fuqaha, A. Gupta, D. Benhaddou, S. Alwajidi, J. Qadir, and A. C. Fong, "Leveraging machine learning and big data for smart buildings: A comprehensive survey," *IEEE Access*, vol. 7, pp. 90 316–90 356, 2019.