

# Annealed Importance Sampling with $q$ -Paths

Rob Brekelmans<sup>1\*</sup>, Vaden Masrani<sup>2\*</sup>, Thang Bui<sup>3</sup>,  
Frank Wood<sup>2</sup>, Aram Galstyan<sup>1</sup>, Greg Ver Steeg<sup>1</sup>, Frank Nielsen<sup>4</sup>

<sup>1</sup>USC Information Sciences Institute, <sup>2</sup>University of British Columbia, <sup>3</sup>UberAI, <sup>4</sup>Sony CSL  
{brekelma, galstyan, gregv}@isi.edu, {vadmas, fwood}@cs.ubc.ca,  
thang.bui@uber.com, frank.nielsen@acm.org

## Abstract

Annealed Importance Sampling (AIS) [27, 18] is the gold standard for estimating partition functions or marginal likelihoods, corresponding to importance sampling over a path of distributions between a tractable base and an unnormalized target. While AIS yields an unbiased estimator for *any* path, existing literature has been primarily limited to the geometric mixture or moment-averaged paths associated with the exponential family and KL divergence [13]. We explore AIS using  $q$ -paths, which include the geometric path as a special case and are related to the homogeneous power mean, deformed exponential family, and  $\alpha$ -divergence [3].

## 1 Introduction

AIS [27, 18] is a method for estimating intractable normalization constants, which considers a path of intermediate distributions  $\pi_t(z)$  between a tractable base distribution  $\pi_0(z)$  and unnormalized target  $\tilde{\pi}_T(z)$ . In particular, AIS samples from a sequence of MCMC transition operators  $\mathcal{T}_t(z_t|z_{t-1})$  which leave each  $\pi_{\beta_t}(z) = \tilde{\pi}_{\beta_t}(z)/Z_t$  invariant to estimate the ratio  $Z_T/Z_0$ . As shown in Algorithm 1, we can accumulate the importance

weights  $w_T^{(i)} = \prod_{t=1}^T \tilde{\pi}_t(z_{t-1})/\tilde{\pi}_{t-1}(z_{t-1})$  along the path.

Taking the expectation of  $w_T^{(i)}$  over sampling chains yields an unbiased estimate of  $Z_T/Z_0$  [27]. Similarly, Bidirectional Monte Carlo (BDMC) [14, 15] provides lower and upper bounds on the  $\log$  partition function ratio  $\log Z_T/Z_0$  using AIS initialized with the base or target distribution, respectively.

AIS often uses a geometric mixture path with schedule  $\{\beta_t\}_{t=0}^T$  to anneal between  $\pi_0$  and  $\pi_T$ ,

$$\tilde{\pi}_\beta(z) = \tilde{\pi}_0(z)^{1-\beta} \tilde{\pi}_T(z)^\beta, \quad (1)$$

where  $\pi_\beta(z) = \tilde{\pi}_\beta(z)/Z_\beta$  and  $Z_\beta = \int \tilde{\pi}_0(z)^{1-\beta} \tilde{\pi}_T(z)^\beta dz$ .

Alternative paths have been discussed in [13, 12, 10], but may not have closed form expressions for intermediate distributions. In this work, we propose to generalize the geometric mixture path (1) using the power mean [19, 17, 11], or  $q$ -path,

$$\tilde{\pi}_\beta^{(q)}(z) = \left[ (1-\beta) \tilde{\pi}_0(z)^{1-q} + \beta \tilde{\pi}_T(z)^{1-q} \right]^{\frac{1}{1-q}} \quad (2)$$

As  $q \rightarrow 1$ , we recover the geometric mixture path as a special case. The power mean is derived using the  $q$ -logarithm function from non-extensive thermodynamics [31, 26, 32], which allows us to

\*equal contribution

---

### Algorithm 1: Annealed IS

---

```

for  $i = 1$  to  $N$  do
   $z_0 \sim \pi_0(z)$ 
   $w^{(i)} \leftarrow Z_0$ 
  for  $t = 1$  to  $T$  do
     $w_t^{(i)} \leftarrow w_t^{(i)} \frac{\tilde{\pi}_t(z_{t-1}^{(i)})}{\tilde{\pi}_{t-1}(z_{t-1}^{(i)})}$ 
     $z_t^{(i)} \sim \mathcal{T}_t(z_t|z_{t-1}^{(i)})$ 
  end
end
return  $Z_T/Z_0 \approx \frac{1}{N} \sum_N w_T^{(i)}$ 

```

---

frame Eq. (2) in terms of the the  $q$ -exponential family [7]. Further, we draw connections with the  $\alpha$ -integration of Amari [3, 4] by showing that Eq. (2) minimizes a mixture of  $\alpha$ -divergences as in [3]. We describe properties of the geometric and  $q$ -paths in Section 2 and Section 3, respectively.

## 2 Interpretations of the Geometric Path

We give three complementary interpretations of the geometric path defined in Eq. (1), which will have generalized analogues in Section 3.

**Log Mixture** Simply taking the logarithm of both sides of the geometric mixture (1) shows that  $\tilde{\pi}_\beta$  can be obtained by taking the log-mixture of  $\tilde{\pi}_0$  and  $\tilde{\pi}_T$  with mixing parameter  $\beta$ ,

$$\log \tilde{\pi}_\beta(z) = (1 - \beta) \log \tilde{\pi}_0(z) + \beta \log \tilde{\pi}_T(z) \quad (3)$$

where we may also choose to subtract a constant  $\log Z_\beta$  to enforce normalization.

**Exponential Family** Distributions along the geometric path may also be viewed as coming from an exponential family [9, 16]. In particular, we use a base measure of  $\tilde{\pi}_0(z)$  and sufficient statistics  $\phi(z) = \log \tilde{\pi}_T / \tilde{\pi}_0$  to rewrite Eq. (1) as

$$\pi_\beta(z) = \tilde{\pi}_0(z) \exp\{\beta \cdot \phi(z) - \psi(\beta)\} \quad (4)$$

where the mixing parameter  $\beta$  appears as the natural parameter of the exponential family and  $\psi(\beta) := \log Z_\beta$ . The log-partition function or free energy  $\psi(\beta)$  is convex in  $\beta$  and induces [4, 29, 9] a Bregman divergence over the natural parameter space equivalent to the KL divergence  $D_{KL}[\pi_{\beta'} || \pi_\beta]$ .

**Variational Representation** Grosse et al. [13] also observe that each  $\pi_\beta(z)$  can be viewed as minimizing a weighted sum of KL divergences to the (normalized) base and target distributions

$$\pi_\beta(z) = \arg \min_{r(z)} (1 - \beta) D_{KL}[r(z) || \pi_0(z)] + \beta D_{KL}[r(z) || \pi_T(z)]. \quad (5)$$

While the optimization in Eq. (5) is over arbitrary  $r(z)$ , the optimal solution is the geometric mixture with mixing parameter  $\beta$ , which is a member of the exponential family in Eq. (4)[13, 9].

## 3 Interpretations of the $q$ -Path

To anneal between  $\tilde{\pi}_0$  and  $\tilde{\pi}_T$ , we consider the power mean with order parameter  $q$  in place of the geometric average in Eq. (1). Analogously to Sec. 2 above, our generalization is associated with the deformed log mixture,  $q$ -exponential family, and a variational representation using the  $\alpha$ -divergence.

**Power Means** Kolmogorov [19] proposed a generalized notion of the mean using any monotonic function  $h(u)$ , with  $h(u) = u$  corresponding to the arithmetic mean and

$$\mu_h(\{w_i, u_i\}) = h^{-1} \left( \sum_i w_i h(u_i) \right), \quad (6)$$

where  $\mu_h$  outputs a scalar given a normalized measure  $\{w_i\}$  over a set of elements  $\{u_i\}$  [11]. The geometric and arithmetic means are *homogeneous*, meaning they have the linear scale-free property  $\mu_h(\{w_i, c \cdot u_i\}) = c \cdot \mu_h(\{w_i, u_i\})$ . In order for a generalized mean to be homogenous, Hardy et al. [17] (pg. 68 or [3]) show that  $h(u)$  must be of the form

$$h_q(u) = \begin{cases} a \cdot u^{1-q} + b & q \neq 1 \\ \log u & q = 1 \end{cases}. \quad (7)$$

which we refer to as the  $q$ -power mean. Notable examples of the power mean include the arithmetic mean at  $q = 0$ , geometric mean as  $q \rightarrow 1$ , and the min or max operation as  $q \rightarrow \pm\infty$ . For  $q = \frac{1+\alpha}{2}$ ,  $h_q(u)$  matches the  $\alpha$ -representation of Amari [4][5, 6].

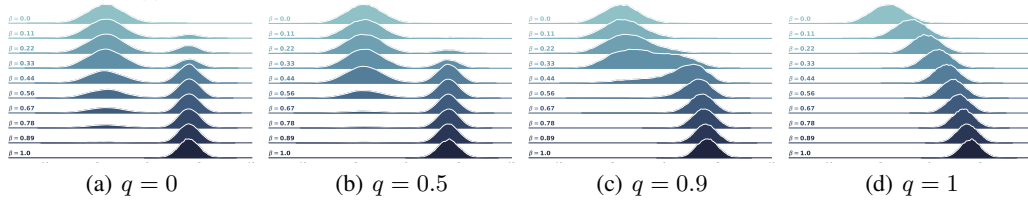


Figure 1: Intermediate densities between  $\mathcal{N}(-4, 3)$  and  $\mathcal{N}(4, 1)$  for various  $q$ -paths and 10 equally spaced  $\beta$ . The path approaches a mixture of Gaussians with weight  $\beta$  at  $q = 0$ . For the geometric mixture ( $q = 1$ ), intermediate  $\pi_\beta$  stay within the exponential family since both  $\pi_0, \pi_T$  are Gaussian.

Using the power mean to generalize geometric mean, we propose the  $q$ -path of intermediate unnormalized densities  $\tilde{\pi}_\beta^{(q)}(z)$  for AIS. In App. A, we show that for any choice of  $a$  and  $b$ ,  $h_q(u)$  yields the same power mean

$$\tilde{\pi}_\beta^{(q)}(z) = \begin{cases} [(1 - \beta) \tilde{\pi}_0(z)^{1-q} + \beta \tilde{\pi}_T(z)^{1-q}]^{\frac{1}{1-q}} & q \neq 1 \\ \exp\{(1 - \beta) \log \tilde{\pi}_0(z) + \beta \log \tilde{\pi}_T(z)\} & q = 1 \end{cases}, \quad (8)$$

where we have chosen  $\{w_i\} = \{1 - \beta, \beta\}$  and  $\{u_i\} = \{\tilde{\pi}_0, \tilde{\pi}_T\}$  in (6).

**Deformed Log Mixture** The deformed, or  $q$ -logarithm [26], which plays a crucial role in non-extensive thermodynamics [31, 32], is a particular special case of  $h_q(u)$  in Eq. (7), with

$$\ln_q(u) = \frac{1}{1 - q} (u^{1-q} - 1) \quad \exp_q(u) = [1 + (1 - q)u]_+^{\frac{1}{1-q}}, \quad (9)$$

where we have also defined the  $q$ -exponential with  $\exp_q(u) = \ln_q^{-1}(u)$  and  $[x]_+ = \max\{0, x\}$  ensuring  $g(u)$  is non negative. Note that  $\lim_{q \rightarrow 1} \ln_q(u) = \log u$  and  $\lim_{q \rightarrow 1} \exp_q(u) = \exp u$ .

Applying  $h_q(u) = \ln_q(u)$  to both sides of Eq. (6) or (8), we can write  $\tilde{\pi}_\beta^{(q)}$  as a deformed log-mixture

$$\ln_q \tilde{\pi}_\beta^{(q)}(z) = (1 - \beta) \ln_q \tilde{\pi}_0(z) + \beta \ln_q \tilde{\pi}_T(z) \quad (10)$$

with mixing weight  $\beta$ . We also provide detailed derivations for Eq. (10) in App. B.1.

**$q$ -Exponential Family** The  $q$ -exponential in Eq. (9) may be used to define a  $q$ -exponential family of distributions [7, 26]. Using  $\theta$  as the natural parameter,

$$\pi_\theta^{(q)}(z) = \tilde{\pi}_0(z) \exp_q\{\theta \cdot \phi_q(z) - \psi_q(\theta)\}, \quad (11)$$

which recovers the standard exponential family at  $q \rightarrow 1$ . In App. B.2 we show that the  $q$ -mixture  $\tilde{\pi}_\beta^{(q)}$  in Eq. (8) can be rewritten in terms of the  $q$ -exponential family

$$\pi_\beta^{(q)}(z) = \frac{1}{Z_\beta^{(q)}} \tilde{\pi}_0(z) \exp_q\{\beta \cdot \ln_q \frac{\tilde{\pi}_T(z)}{\tilde{\pi}_0(z)}\} \quad Z_\beta^{(q)} = \int \tilde{\pi}_\beta^{(q)}(z) dz \quad (12)$$

with sufficient statistic  $\phi_q(z) = \ln_q \tilde{\pi}_T / \tilde{\pi}_0$  and natural parameter  $\beta$ . The expression in (12) might be used to directly estimate the normalization constant  $Z_\beta^{(q)}$  via Monte Carlo approximation.

As for the standard exponential family, the  $q$ -free energy  $\psi_q(\theta)$  in Eq. (11) is convex in  $\theta$  and can be used to construct a Bregman divergence over normalized  $q$ -exponential family distributions [7]. However, to normalize (12) using the  $q$ -free energy, a non-linear mapping  $\theta(\beta)$  between parameterizations is required. This delicate issue of normalization in the  $q$ -exponential family has been noted in [22, 30, 26], and we provide more detailed discussion in App. B.3.

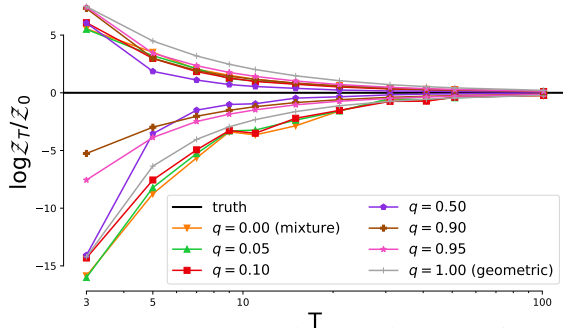


Figure 2: BDMC lower and upper bound estimates of  $\log Z_T/Z_0$  by  $q$ -path order and number of intermediate distributions ( $T$ ), for annealing between  $\mathcal{N}(-4, 3) \rightarrow \mathcal{N}(4, 1)$ .

$q$	$Z_{\text{est}} (Z_{\text{true}} = 1)$
0.00 (mix)	$1.0136 \pm 0.0634$
0.05	$1.0105 \pm 0.0569$
0.10	$1.0198 \pm 0.0576$
<b>0.90</b>	<b><math>0.9975 \pm 0.0085</math></b>
0.95	$0.9971 \pm 0.0092$
1.00 (geo)	$0.9967 \pm 0.0094$

Table 1: Partition Function Estimates for various  $q$  and linearly spaced  $T = 100$ . A path with  $q = 0.90$  outperforms both the mixture of Gaussians ( $q = 0$ ) and geometric ( $q = 1$ ) paths in terms of  $Z_{\text{err}} = |Z_{\text{est}} - Z_{\text{true}}|$ .

**Variational Representation using the  $\alpha$ -Divergence** Since we do not have access to normalization constants in the AIS setting, we focus on the  $\alpha$ -divergence [2, 4] over unnormalized measures  $\tilde{q}(z)$  and  $\tilde{p}(z)$ . We first recall the definition,

$$D_\alpha[\tilde{q}(z) : \tilde{p}(z)] = \frac{4}{(1-\alpha^2)} \left( \frac{1-\alpha}{2} \int \tilde{q}(z) dz + \frac{1+\alpha}{2} \int \tilde{p}(z) dz - \int \tilde{q}(z)^{\frac{1-\alpha}{2}} \tilde{p}(z)^{\frac{1+\alpha}{2}} dz \right)$$

which is an  $f$ -divergence [1] for the generator  $f(u) = \frac{4}{1-\alpha^2} \left( \frac{1-\alpha}{2} + \frac{1+\alpha}{2} u - u^{\frac{1+\alpha}{2}} \right)$  [4, 5]. Note that  $\lim_{\alpha \rightarrow 1} D_\alpha[\tilde{q}(z) : \tilde{p}(z)] = D_{KL}[\tilde{p}(z) : \tilde{q}(z)]$  and  $\lim_{\alpha \rightarrow -1} D_\alpha[\tilde{q}(z) : \tilde{p}(z)] = D_{KL}[\tilde{q}(z) : \tilde{p}(z)]$ .<sup>2</sup>

In App. C, we follow similar derivations as Amari [3] to show that, for  $q = \frac{1+\alpha}{2}$  ([4] Ch. 4), the  $q$ -path density  $\tilde{\pi}_\beta^{(q)}$  minimizes the expected  $\alpha$ -divergence to the endpoints

$$\tilde{\pi}_\beta^{(q)}(z) = \arg \min_{\tilde{r}(z)} (1-\beta) D_\alpha[\tilde{\pi}_0(z) : \tilde{r}(z)] + \beta D_\alpha[\tilde{\pi}_T(z) : \tilde{r}(z)], \quad (13)$$

where the optimization is over arbitrary  $\tilde{r}(z)$ . This variational representation generalizes Eq. (5), since the KL divergence is recovered (with the order of the arguments reversed) as  $\alpha \rightarrow 1$  or  $q \rightarrow 1$ .

**Moment-Matching Procedures** At  $q = 0$ , the solution to the optimization (13) corresponds to the arithmetic mean, or mixture distribution  $\tilde{\pi}_t^{(0)}(z) = (1-\beta)\tilde{\pi}_0 + \beta\tilde{\pi}_1$ . While the ‘moment-averaged’ AIS path [13] appears related to the  $q = 0$  case, we clarify in App. C.1 that Grosse et al. [13] restrict to optimization within an exponential family of distributions. Generalizing this approach to the  $\alpha$ -divergence, Bui [10] follows Minka [24] (Sec. 3.1-2) to derive the moment-matching condition

$$\tilde{r}_{t,\alpha}^*(z) := \arg \min_{\tilde{r}(z)} (1-\beta) D_\alpha[\tilde{\pi}_0(z) : \tilde{r}(z)] + \beta D_\alpha[\tilde{\pi}_T(z) : \tilde{r}(z)] \quad (14)$$

$$\implies \mathbb{E}_{\tilde{r}_*}[\phi(z)] = (1-\beta)\mathbb{E}_{\tilde{\pi}_0^{\alpha} \tilde{r}_*^{1-\alpha}}[\phi(z)] + \beta \mathbb{E}_{\tilde{\pi}_T^{\alpha} \tilde{r}_*^{1-\alpha}}[\phi(z)] \quad (15)$$

where  $\tilde{r}(z)$  comes from an exponential family with sufficient statistics  $\phi(z)$ .

However, we note that our  $q$ -path is more general than these approaches, since the optimization in Eq. (13) is over all unnormalized distributions. Unlike the moment matching conditions above, our closed form expression for  $\tilde{\pi}_\beta^{(q)}$  can be directly used as an energy function for MCMC sampling.

## 4 Experiments

We consider  $q$ -paths between  $\pi_0 = \mathcal{N}(-4, 3)$  and  $\pi_T = \mathcal{N}(4, 1)$  to estimate  $Z_T/Z_0 = 1$ , and use parallel runs of Hamiltonian Monte Carlo (HMC) [28] to obtain accurate, independent samples from  $\tilde{\pi}_t^{(q)}(z)$  linearly spaced between  $\beta_0 = 0$  and  $\beta_T = 1$ . For all experiments, we use 10k samples from each intermediate distribution and average results across 20 seeds.

<sup>2</sup>We extend to unnormalized measures using  $D_{KL}[\tilde{q}(z) : \tilde{p}(z)] = D_{KL}[q(z) : p(z)] - \int \tilde{q}(z) dz + \int \tilde{p}(z) dz$ .

In Fig. 2, we report BDMC upper and lower bound estimates of  $\log Z_T/Z_1$  for various  $q$  and  $T$ . We observe that the choice of  $q$  can impact performance, with  $q = 0.9$  obtaining tighter estimates at small  $T$  and  $q = 0.5$  converging more quickly as  $T$  increases. Both outperform the baseline geometric path at  $q = 1$ . In Table 1, we estimate  $Z_T/Z_0$  using AIS for  $T = 100$ , and observe that our the  $q = 0.9$  path can achieve a lower error than the geometric path.

Finally, in App. E, we provide additional analysis for annealing between two Student- $t$  distributions. The Student- $t$  family can be shown to correspond to a  $q$ -exponential family [21], with the same sufficient statistics as a Gaussian, and a degrees of freedom parameter  $\nu$  that induces heavier tails and sets the value of  $q$ . As  $q \rightarrow 1$  or  $\nu \rightarrow \infty$ , the standard Gaussian is recovered. In Fig. 3-4, we compare annealing between two Student- $t$  distributions in the  $q = 2$  family to the Gaussian case of  $q = 1$ , and observe that the same  $q$ -path can induce different qualitative behavior based on properties of the endpoint distributions.

## 5 Conclusion

In this work, we propose  $q$ -paths to generalize the geometric mixture path commonly used in AIS, and show that modifying the path can improve AIS and BDMC for a fixed mixing schedule on a toy Gaussian example. We interpreted our  $q$ -paths using the deformed logarithm,  $q$ -exponential family, and  $\alpha$ -divergences, which may suggest further connections in non-extensive thermodynamics and information geometry. Choosing a schedule for a given  $q$ -path, understanding how the choice of  $q$  depends on properties of the initial and target distributions, and exploring the use of  $q$ -paths in related methods such as the thermodynamic variational objective (TVO) [20, 9] remain interesting directions for future work.

## References

- [1] Syed Mumtaz Ali and Samuel D Silvey. A general class of coefficients of divergence of one distribution from another. *Journal of the Royal Statistical Society: Series B (Methodological)*, 28(1):131–142, 1966.
- [2] Shun-ichi Amari. Differential geometry of curved exponential families—curvatures and information loss. *The Annals of Statistics*, pages 357–385, 1982.
- [3] Shun-ichi Amari. Integration of stochastic models by minimizing  $\alpha$ -divergence. *Neural computation*, 19(10):2780–2796, 2007.
- [4] Shun-ichi Amari. *Information geometry and its applications*, volume 194. Springer, 2016.
- [5] Shun-ichi Amari and Andrzej Cichocki. Information geometry of divergence functions. *Bulletin of the polish academy of sciences. Technical sciences*, 58(1):183–195, 2010.
- [6] Shun-ichi Amari and Hiroshi Nagaoka. *Methods of information geometry*, volume 191. American Mathematical Soc., 2007.
- [7] Shun-ichi Amari and Atsumi Ohara. Geometry of  $q$ -exponential family of probability distributions. *Entropy*, 13(6):1170–1185, 2011.
- [8] Arindam Banerjee, Srujana Merugu, Inderjit S Dhillon, and Joydeep Ghosh. Clustering with Bregman Divergences. *Journal of Machine Learning Research*, 6:1705–1749, 2005.
- [9] Rob Brekelmans, Vaden Masrani, Frank Wood, Greg Ver Steeg, and Aram Galstyan. All in the exponential family: Bregman duality in thermodynamic variational inference. In *International Conference on Machine Learning*, 2020.
- [10] Thang Bui. Connecting the thermodynamic variational objective and annealed importance sampling. 2020. URL [https://thangbui.github.io/docs/reports/tvo\\_annealed\\_is.pdf](https://thangbui.github.io/docs/reports/tvo_annealed_is.pdf).
- [11] Miguel de Carvalho. Mean, what do you mean? *The American Statistician*, 70(3):270–274, 2016.

- [12] Andrew Gelman and Xiao-Li Meng. Simulating normalizing constants: From importance sampling to bridge sampling to path sampling. *Statistical science*, pages 163–185, 1998.
- [13] Roger B Grosse, Chris J Maddison, and Ruslan R Salakhutdinov. Annealing between distributions by averaging moments. In *Advances in Neural Information Processing Systems*, pages 2769–2777, 2013.
- [14] Roger B Grosse, Zoubin Ghahramani, and Ryan P Adams. Sandwiching the marginal likelihood using bidirectional Monte Carlo. *arXiv preprint arXiv:1511.02543*, 2015.
- [15] Roger B Grosse, Siddharth Ancha, and Daniel M Roy. Measuring the reliability of MCMC inference with bidirectional Monte Carlo. In *Advances in Neural Information Processing Systems*, pages 2451–2459, 2016.
- [16] Peter D Grünwald. *The minimum description length principle*. MIT press, 2007.
- [17] G.H. Hardy, J.E. Littlewood, and G. Pólya. Inequalities. *The Mathematical Gazette*, 37(321): 236–236, 1953. doi: 10.1017/S0025557200027455.
- [18] Christopher Jarzynski. Equilibrium free-energy differences from nonequilibrium measurements: A master-equation approach. *Physical Review E*, 56(5):5018, 1997.
- [19] Andrey Kolmogorov. On the notion of mean. *Mathematics and Mechanics*, 1930.
- [20] Vaden Masrani, Tuan Anh Le, and Frank Wood. The thermodynamic variational objective. *Advances in Neural Information Processing Systems*, 2019.
- [21] Hiroshi Matsuzoe and Tatsuaki Wada. Deformed algebras and generalizations of independence on deformed exponential families. *Entropy*, 17(8):5729–5751, 2015.
- [22] Hiroshi Matsuzoe, Antonio M Scarfone, and Tatsuaki Wada. Normalization problems for deformed exponential families. In *International Conference on Geometric Science of Information*, pages 279–287. Springer, 2019.
- [23] Anders Meng. An introduction to variational calculus in machine learning. 2004.
- [24] Tom Minka. Divergence measures and message passing. Technical report, Microsoft Research, 2005.
- [25] Kevin P Murphy. Conjugate bayesian analysis of the gaussian distribution. *def*, 1(2 $\sigma$ 2):16, 2007.
- [26] Jan Naudts. *Generalised thermostatics*. Springer Science & Business Media, 2011.
- [27] Radford M Neal. Annealed importance sampling. *Statistics and computing*, 11(2):125–139, 2001.
- [28] Radford M Neal. MCMC using Hamiltonian dynamics. *Handbook of Markov Chain Monte Carlo*, page 113, 2011.
- [29] Frank Nielsen. An elementary introduction to information geometry. *Entropy*, 22(10), 2020.
- [30] Hiroki Suyari, Hiroshi Matsuzoe, and Antonio M Scarfone. Advantages of q-logarithm representation over q-exponential representation from the sense of scale and shift on nonlinear systems. *The European Physical Journal Special Topics*, 229(5):773–785, 2020.
- [31] Constantino Tsallis. Possible generalization of Boltzmann-Gibbs statistics. *Journal of statistical physics*, 52(1-2):479–487, 1988.
- [32] Constantino Tsallis. *Introduction to nonextensive statistical mechanics: approaching a complex world*. Springer Science & Business Media, 2009.

## A Abstract Mean is Invariant to Affine Transformations

In this section, we show that  $h_q(u)$  is invariant to affine transformations. That is, for any choice of  $a$  and  $b$ ,

$$h_q(u) = \begin{cases} a \cdot u^{1-q} + b & q \neq 1 \\ \log u & q = 1 \end{cases} \quad (16)$$

yields the same expression for the abstract mean  $\mu_{h_q}$ . First, we note the expression for the inverse  $h_q^{-1}(u)$  at  $q \neq 1$

$$h_q^{-1}(u) = \left( \frac{u - b}{a} \right)^{\frac{1}{1-q}}. \quad (17)$$

Recalling that  $\sum_i w_i = 1$ , the abstract mean then becomes

$$\mu_{h_q}(\{w_i\}, \{u_i\}) = h_q^{-1} \left( \sum_i w_i h_q(u_i) \right) \quad (18)$$

$$= h_q^{-1} \left( a \left( \sum_i w_i u_i^{1-q} \right) + b \right) \quad (19)$$

$$= \left( \sum_i w_i u_i^{1-q} \right)^{\frac{1}{1-q}} \quad (20)$$

which is independent of both  $a$  and  $b$ .

## B Derivations of the $q$ -Path

### B.1 Deformed Log Mixture

In this section, we show that the unnormalized  $\ln_q$  mixture

$$\ln_q \tilde{\pi}_\beta^{(q)}(z) = (1 - \beta) \ln_q \tilde{\pi}_0(z) + \beta \ln_q \tilde{\pi}_1(z) \quad (21)$$

reduces to the form of the  $q$ -path intermediate distribution in (2) and (8). Taking  $\exp_q$  of both sides,

$$\begin{aligned} \tilde{\pi}_\beta^{(q)}(z) &= \exp_q \{ (1 - \beta) \ln_q \tilde{\pi}_0(z) + \beta \ln_q \tilde{\pi}_1(z) \} \\ &= [1 + (1 - q) (\ln_q \tilde{\pi}_0(z) + \beta (\ln_q \tilde{\pi}_1(z) - \ln_q \tilde{\pi}_0(z)))]_+^{\frac{1}{1-q}} \\ &= \left[ 1 + (1 - q) \frac{1}{1 - q} (\tilde{\pi}_0(z)^{1-q} - 1 + \beta (\tilde{\pi}_1(z)^{1-q} - 1 - \tilde{\pi}_0(z)^{1-q} + 1)) \right]_+^{\frac{1}{1-q}} \\ &= \left[ 1 + \tilde{\pi}_0(z)^{1-q} - 1 + \beta (\tilde{\pi}_1(z)^{1-q} - \tilde{\pi}_0(z)^{1-q}) \right]_+^{\frac{1}{1-q}} \\ &= [\tilde{\pi}_0(z)^{1-q} + \beta \tilde{\pi}_1(z)^{1-q} - \beta \tilde{\pi}_0(z)^{1-q}]_+^{\frac{1}{1-q}} \\ &= [(1 - \beta) \tilde{\pi}_0(z)^{1-q} + \beta \tilde{\pi}_1(z)^{1-q}]_+^{\frac{1}{1-q}} \end{aligned}$$

## B.2 $q$ -Exponential Family

Here, we show that the unnormalized  $q$ -path reduces to a form of the  $q$ -exponential family

$$\tilde{\pi}_\beta^{(q)}(z) = \left[ (1 - \beta)\tilde{\pi}_0(z)^{1-q} + \beta\tilde{\pi}_1(z)^{1-q} \right]^{\frac{1}{1-q}} \quad (22)$$

$$= \left[ \tilde{\pi}_0(z)^{1-q} + \beta(\tilde{\pi}_1(z)^{1-q} - \tilde{\pi}_0(z)^{1-q}) \right]^{\frac{1}{1-q}} \quad (23)$$

$$= \tilde{\pi}_0(z) \left[ 1 + \beta \left( \left( \frac{\tilde{\pi}_1(z)}{\tilde{\pi}_0(z)} \right)^{1-q} - 1 \right) \right]^{\frac{1}{1-q}} \quad (24)$$

$$= \tilde{\pi}_0(z) \left[ 1 + (1 - q)\beta \ln_q \left( \frac{\tilde{\pi}_1(z)}{\tilde{\pi}_0(z)} \right) \right]^{\frac{1}{1-q}} \quad (25)$$

$$= \tilde{\pi}_0(z) \exp_q \left\{ \beta \cdot \ln_q \left( \frac{\tilde{\pi}_1(z)}{\tilde{\pi}_0(z)} \right) \right\}. \quad (26)$$

Defining  $\phi(z) = \ln_q \frac{\tilde{\pi}_1(z)}{\tilde{\pi}_0(z)}$  and introducing a multiplicative normalization factor  $Z_q(\beta)$ , we arrive at

$$\pi_\beta^{(q)}(z) = \frac{1}{Z_q(\beta)} \tilde{\pi}_0(z) \exp_q \{ \beta \cdot \phi(z) \} \quad Z_q(\beta) := \int \tilde{\pi}_0(z) \exp_q \{ \beta \cdot \phi(z) \} dz. \quad (27)$$

## B.3 Normalization in $q$ -Exponential Families

The  $q$ -exponential family can also be written using the  $q$ -free energy  $\psi_q(\theta)$  for normalization [7, 26],

$$\pi_\theta^{(q)}(z) = \pi_0(z) \exp_q \{ \theta \cdot \phi(z) - \psi_q(\theta) \}. \quad (28)$$

However, since  $\exp_q \{x + y\} = \exp_q \{x\} \cdot \exp_q \left\{ \frac{x}{1 + (1-q)y} \right\}$  (see [30] or App. D below) instead of  $\exp \{x + y\} = \exp \{x\} \cdot \exp \{y\}$  for the standard exponential, we can not easily move between these ways of writing the  $q$ -family [22].

Mirroring the derivations of Naudts [26] pg. 108, we can rewrite (28) using the above identity for  $\exp_q \{x + y\}$ , as

$$\pi_\theta^{(q)}(z) = \pi_0(z) \exp_q \{ \theta \cdot \phi(z) - \psi_q(\theta) \} \quad (29)$$

$$= \pi_0(z) \exp_q \{ -\psi_q(\theta) \} \exp_q \left\{ \frac{\theta \cdot \phi(z)}{1 + (1 - q)(-\psi_q(\theta))} \right\} \quad (30)$$

Our goal is to express  $\pi_\theta^{(q)}(z)$  using a normalization constant  $Z_\beta^{(q)}$  instead of the  $q$ -free energy  $\psi_q(\theta)$ . While the exponential family allows us to freely move between  $\psi(\theta)$  and  $\log Z_\theta$ , we must adjust the natural parameters (from  $\theta$  to  $\beta$ ) in the  $q$ -exponential case. Defining

$$\beta = \frac{\theta}{1 + (1 - q)(-\psi_q(\theta))} \quad (31)$$

$$Z_\beta^{(q)} = \frac{1}{\exp_q \{ -\psi_q(\theta) \}} \quad (32)$$

we can obtain a new parameterization of the  $q$ -exponential family, using parameters  $\beta$  and multiplicative normalization constant  $Z_\beta^{(q)}$ ,

$$\pi_\beta^{(q)}(z) = \frac{1}{Z_\beta^{(q)}} \pi_0(z) \exp_q \{ \beta \cdot \phi(z) \} \quad (33)$$

$$= \pi_0(z) \exp_q \{ \theta \cdot \phi(z) - \psi_q(\theta) \} = \pi_\theta^{(q)}(z). \quad (34)$$

See Matsuzoe et al. [22], Suyari et al. [30], and Naudts [26] for more detailed discussion of normalization in deformed exponential families.



## C Minimizing $\alpha$ -divergences

Amari [3] shows that the  $\alpha$  power mean  $\pi_\beta^{(\alpha)}$  minimizes the expected divergence to a single distribution, for *normalized* measures and  $\alpha = 2q - 1$ . We repeat similar derivations but for the case of unnormalized endpoints  $\{\tilde{\pi}_i\}$  and  $\tilde{r}(z)$

$$\tilde{\pi}_\alpha(z) = \arg \min_{\tilde{r}(z)} \sum_{i=1}^N w_i D_\alpha[\tilde{\pi}_i(z) : \tilde{r}(z)] \quad (35)$$

$$\text{where } \tilde{\pi}_\alpha(z) = \left( \sum_{i=1}^N w_i \tilde{\pi}_i(z)^{\frac{1-\alpha}{2}} \right)^{\frac{2}{1-\alpha}} \quad (36)$$

*Proof.*

$$\frac{d}{d\tilde{r}} \sum_{i=1}^N w_i D_\alpha[\tilde{\pi}_i(z) : \tilde{r}(z)] = \frac{d}{d\tilde{r}} \frac{4}{1-\alpha^2} \sum_{i=1}^N w_i \left( - \int \tilde{\pi}_i(z)^{\frac{1-\alpha}{2}} \tilde{r}(z)^{\frac{1+\alpha}{2}} dz + \frac{1+\alpha}{2} \int \tilde{r}(z) dz \right) \quad (37)$$

$$0 = \frac{4}{1-\alpha^2} \left( - \frac{1+\alpha}{2} \sum_{i=1}^N w_i \tilde{\pi}_i(z)^{\frac{1-\alpha}{2}} \tilde{r}(z)^{\frac{1+\alpha}{2}-1} + \frac{1+\alpha}{2} \right) \quad (38)$$

$$-\frac{2}{1-\alpha} = -\frac{2}{1-\alpha} \sum_{i=1}^N w_i \tilde{\pi}_i(z)^{\frac{1-\alpha}{2}} \tilde{r}(z)^{-\frac{1-\alpha}{2}} \quad (39)$$

$$\tilde{r}(z)^{\frac{1-\alpha}{2}} = \sum_{i=1}^N w_i \tilde{\pi}_i(z)^{\frac{1-\alpha}{2}} \quad (40)$$

$$\tilde{r}(z) = \left( \sum_{i=1}^N w_i \tilde{\pi}_i(z)^{\frac{1-\alpha}{2}} \right)^{\frac{2}{1-\alpha}} \quad (41)$$

□

This result is similar to a general result about Bregman divergences in Banerjee et al. [8] Prop. 1. although  $D_\alpha$  is not a Bregman divergence over normalized distributions.

### C.1 Arithmetic Mean ( $q = 0$ )

For normalized distributions, we note that the moment-averaging path from Grosse et al. [13] is *not* a special case of the  $\alpha$ -integration [3]. While both minimize a convex combination of reverse KL divergences, Grosse et al. [13] minimize within the constrained space of exponential families, while Amari [3] optimizes over *all* normalized distributions.

More formally, consider minimizing the functional

$$J[r] = (1-\beta) \int \pi_0(z) \log \frac{\pi_0(z)}{r(z)} dz + \beta \int \pi_1(z) \log \frac{\pi_1(z)}{r(z)} dz \quad (42)$$

$$= \text{const} - \int [(1-\beta)\pi_0(z) + \beta\pi_1(z)] \log r(z) dz \quad (43)$$

We will show how Grosse et al. [13] and Amari [3] minimize (43).

**Solution within Exponential Family** Grosse et al. [13] constrains  $r(z) = \frac{1}{Z(\theta)} h(z) \exp(\theta^T g(z))$  to be a (minimal) exponential family model and minimizes (43) w.r.t  $r$ 's natural parameters  $\theta$  (cf.

[13] Appendix 2.2):

$$\theta_i^* = \arg \min_{\theta} J(\theta) \quad (44)$$

$$= \arg \min_{\theta} \left( - \int [(1 - \beta)\pi_0(z) + \beta\pi_1(z)] [\log h(z) + \theta^T g(z) - \log Z(\theta)] dz \right) \quad (45)$$

$$= \arg \min_{\theta} \left( \log Z(\theta) - \int [(1 - \beta)\pi_0(z) + \beta\pi_1(z)] \theta^T g(z) dz + \text{const} \right) \quad (46)$$

where the last line follows because  $\pi_0(z)$  and  $\pi_1(z)$  are assumed to be correctly normalized. Then to arrive at the moment averaging path, we compute the partials  $\frac{\partial J(\theta)}{\partial \theta_i}$  and set to zero:

$$\frac{\partial J(\theta)}{\partial \theta_i} = \mathbb{E}_r[g_i(z)] - (1 - \beta) \mathbb{E}_{\pi_0}[g_i(z)] - \beta \mathbb{E}_{\pi_1}[g_i(z)] = 0 \quad (47)$$

$$\mathbb{E}_r[g_i(z)] = (1 - \beta) \mathbb{E}_{\pi_0}[g_i(z)] + \beta \mathbb{E}_{\pi_1}[g_i(z)] \quad (48)$$

where we have used the exponential family identity  $\frac{\partial \log Z(\theta)}{\partial \theta_i} = \mathbb{E}_{r_\theta}[g_i(z)]$  in the first line.

**General Solution** Instead of optimizing in the space of minimal exponential families, Amari [3] instead adds a Lagrange multiplier to (43) and optimizes  $r$  directly (cf. [3] eq. 5.1 - 5.12)

$$r^* = \arg \min_r J'[r] \quad (49)$$

$$= \arg \min_r J[r] + \lambda \left( 1 - \int r(z) dz \right) \quad (50)$$

Eq. (50) can be minimized using the Euler-Lagrange equations or using the identity

$$\frac{\delta f(x)}{\delta f(x')} = \delta(x - x') \quad (51)$$

from [23]. We compute the functional derivative of  $J'[r]$  using (51) and solve for  $r$ :

$$\frac{\delta J'[r]}{\delta r(z)} = - \int [(1 - \beta)\pi_0(z') + \beta\pi_1(z')] \frac{1}{r(z')} \frac{\delta r(z')}{\delta r(z)} dz' - \lambda \int \frac{\delta r(z')}{\delta r(z)} dz' \quad (52)$$

$$= - \int [(1 - \beta)\pi_0(z') + \beta\pi_1(z')] \frac{1}{r(z')} \delta(z - z') dz' - \lambda \int \delta(z - z') dz' \quad (53)$$

$$= - [(1 - \beta)\pi_0(z) + \beta\pi_1(z)] \frac{1}{r(z)} - \lambda = 0 \quad (54)$$

Therefore

$$r(z) \propto [(1 - \beta)\pi_0(z) + \beta\pi_1(z)], \quad (55)$$

which corresponds to our  $q$ -path at  $q = 0$ , or  $\alpha = -1$  in Amari [3]. Thus, while both Amari [3] and Grosse et al. [13] start with the same objective, they arrive at different optimum because they optimize over different spaces.

## D Sum and Product Identities for $q$ -Exponentials

In this section, we prove two lemmas which are useful for manipulation expressions involving  $q$ -exponentials, for example in moving between Eq. (29) and Eq. (30) in either direction.

**Lemma 1.** *Sum identity*

$$\exp_q \left( \sum_{n=1}^N x_n \right) = \prod_{n=1}^N \exp_q \left( \frac{x_n}{1 + (1 - q) \sum_{i=1}^{n-1} x_i} \right) \quad (56)$$

**Lemma 2.** *Product identity*

$$\prod_{n=1}^N \exp_q(x_n) = \exp_q \left( \sum_{n=1}^N x_n \cdot \prod_{i=1}^{n-1} (1 + (1 - q)x_i) \right) \quad (57)$$

## D.1 Proof of Lemma 1

*Proof.* We prove by induction. The base case ( $N = 1$ ) is satisfied using the convention  $\sum_{i=a}^b x_i = 0$  if  $b < a$  so that the denominator on the RHS of Eq. (56) is 1. Assuming Eq. (56) holds for  $N$ ,

$$\exp_q \left( \sum_{n=1}^{N+1} x_n \right) = \left[ 1 + (1-q) \sum_{n=1}^{N+1} x_n \right]_+^{1/(1-q)} \quad (58)$$

$$= \left[ 1 + (1-q) \left( \sum_{n=1}^N x_n \right) + (1-q)x_{N+1} \right]_+^{1/(1-q)} \quad (59)$$

$$= \left[ \left( 1 + (1-q) \sum_{n=1}^N x_n \right) \left( 1 + (1-q) \frac{x_{N+1}}{1 + (1-q) \sum_{n=1}^N x_n} \right) \right]_+^{1/(1-q)} \quad (60)$$

$$= \exp_q \left( \sum_{n=1}^N x_n \right) \exp_q \left( \frac{x_{N+1}}{1 + (1-q) \sum_{n=1}^N x_n} \right) \quad (61)$$

$$= \prod_{n=1}^{N+1} \exp_q \left( \frac{x_n}{1 + (1-q) \sum_{i=1}^{n-1} x_i} \right) \text{ (using the inductive hypothesis)} \quad (62)$$

□

## D.2 Proof of Lemma 2

*Proof.* We prove by induction. The base case ( $N = 1$ ) is satisfied using the convention  $\prod_{i=a}^b x_i = 1$  if  $b < a$ . Assuming Eq. (57) holds for  $N$ , we will show the  $N + 1$  case. To simplify notation we define  $y_N := \sum_{n=1}^N x_n \cdot \prod_{i=1}^{n-1} (1 + (1-q)x_i)$ . Then,

$$\prod_{n=1}^{N+1} \exp_q(x_n) = \exp_q(x_1) \left( \prod_{n=2}^{N+1} \exp_q(x_n) \right) \quad (63)$$

$$= \exp_q(x_0) \left( \prod_{n=1}^N \exp_q(x_n) \right) \quad \text{(reindex } n \rightarrow n-1)$$

$$= \exp_q(x_0) \exp_q(y_N) \quad \text{(inductive hypothesis)}$$

$$= \left[ (1 + (1-q) \cdot x_0) (1 + (1-q) \cdot y_N) \right]_+^{1/(1-q)} \quad (64)$$

$$= \left[ 1 + (1-q) \cdot x_0 + (1 + (1-q) \cdot x_0)(1-q) \cdot y_N \right]_+^{1/(1-q)} \quad (65)$$

$$= \left[ 1 + (1-q) \left( x_0 + (1 + (1-q) \cdot x_0) y_N \right) \right]_+^{1/(1-q)} \quad (66)$$

$$= \exp_q \left( x_0 + (1 + (1-q) \cdot x_0) y_N \right) \quad (67)$$

Next we use the definition of  $y_N$  and rearrange

$$= \exp_q \left( x_0 + (1 + (1-q) \cdot x_0) \left( x_1 + x_2(1 + (1-q) \cdot x_1) + \dots + x_N \cdot \prod_{i=1}^{N-1} (1 + (1-q) \cdot x_i) \right) \right)$$

$$= \exp_q \left( \sum_{n=0}^N x_n \cdot \prod_{i=1}^{n-1} (1 + (1-q)x_i) \right). \quad (68)$$

Then reindexing  $n \rightarrow n + 1$  establishes

$$\prod_{n=1}^{N+1} \exp_q(x_n) = \exp_q \left( \sum_{n=1}^{N+1} x_n \cdot \prod_{i=1}^{n-1} (1 + (1-q)x_i) \right). \quad (69)$$

□

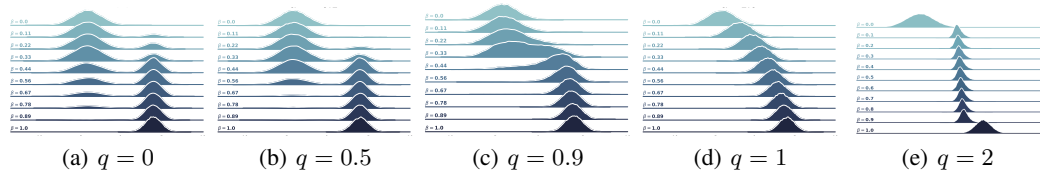


Figure 3: Intermediate densities between  $\mathcal{N}(-4, 3)$  and  $\mathcal{N}(4, 1)$  for various  $q$ -paths and 10 equally spaced  $\beta$ . The path approaches a mixture of Gaussians with weight  $\beta$  at  $q = 0$ . For the geometric mixture ( $q = 1$ ), intermediate  $\pi_\beta$  stay within the exponential family since both  $\pi_0, \pi_T$  are Gaussian.

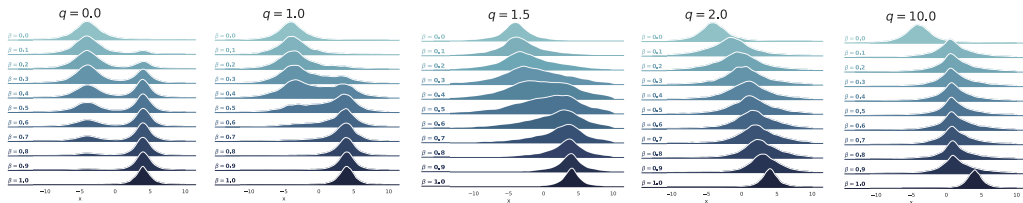


Figure 4: Intermediate densities between Student- $t$  distributions,  $t_{\nu=1}(-4, 3)$  and  $t_{\nu=1}(4, 1)$  for various  $q$ -paths and 10 equally spaced  $\beta$ . Note that  $\nu = 1$  corresponds to  $q = 2$ , so that the  $q = 2$  path stays within the  $q$ -exponential family.

We provide code to reproduce experiments at [https://github.com/vmasrani/q\\_paths](https://github.com/vmasrani/q_paths).

## E Annealing between Student- $t$ Distributions

### E.1 Student- $t$ Distributions and $q$ -Exponential Family

The Student- $t$  distribution appears in hypothesis testing with finite samples, under the assumption that the sample mean follows a Gaussian distribution. In particular, the degrees of freedom parameter  $\nu = n - 1$  can be shown to correspond to an order of the  $q$ -exponential family with  $\nu = (3 - q)/(q - 1)$  (in 1-d), so that the choice of  $q$  is linked to the amount of data observed.

We can first write the multivariate Student- $t$  density, specified by a mean vector  $\mu$ , covariance  $\Sigma$ , and degrees of freedom parameter  $\nu$ , in  $d$  dimensions, as

$$t_\nu(x|\mu, \Sigma) = \frac{1}{Z(\nu, \Sigma)} \left[ 1 + \frac{1}{\nu} (x - \mu)^T \Sigma^{-1} (x - \mu) \right]^{-\left(\frac{\nu+d}{2}\right)} \quad (70)$$

where  $Z(\nu, \Sigma) = \Gamma(\frac{\nu+d}{2})/\Gamma(\frac{\nu}{2}) \cdot |\Sigma|^{-1/2} \nu^{-\frac{d}{2}} \pi^{-\frac{d}{2}}$ . Note that  $\nu > 0$ , so that we only have positive values raised to the  $-(\nu + d)/2$  power, and the density is defined on the real line.

The power function in (70) is already reminiscent of the  $q$ -exponential, while we have first and second moment sufficient statistics as in the Gaussian case. We can solve for the exponent, or order parameter  $q$ , that corresponds to  $-(\nu + d)/2$  using  $-(\frac{\nu+d}{2}) = \frac{1}{1-q}$ . This results in the relations

$$\nu = \frac{d - dq + 2}{q - 1} \quad \text{or} \quad q = \frac{\nu + d + 2}{\nu + d} \quad (71)$$

We can also rewrite the  $\nu^{-1} (x - \mu)^T \Sigma^{-1} (x - \mu)$  using natural parameters corresponding to  $\{x, x^2\}$  sufficient statistics as in the Gaussian case (see, e.g. Matsuzoe and Wada [21] Example 4).

Note that the Student- $t$  distribution has heavier tails than a standard Gaussian, and reduces to a multivariate Gaussian as  $q \rightarrow 1$  and  $\exp_q(u) \rightarrow \exp(u)$ . This corresponds to observing  $n \rightarrow \infty$  samples, so that the sample mean and variance approach the ground truth [25].

### E.2 Annealing between 1-d Student- $t$ Distributions

Since the Student- $t$  family generalizes the Gaussian distribution to  $q \neq 1$ , we can run a similar experiment annealing between two Student- $t$  distributions. We set  $q = 2$ , which corresponds to  $\nu = 1$

with  $\nu = (3 - q)/(q - 1)$ , and use the same mean and variance as the Gaussian example in Fig. 3, with  $\pi_0(z) = t_{\nu=1}(-4, 3)$  and  $\pi_1(z) = t_{\nu=1}(4, 1)$ .

We visualize the results in Fig. 4. For this special case of both endpoint distributions within a parametric family, we can ensure that the  $q = 2$  path stays within the  $q$ -exponential family of Student- $t$  distributions. We make a similar observation for the Gaussian case and  $q = 1$  in Fig. 3. Comparing the  $q = 0.5$  and  $q = 0.9$  Gaussian path with the  $q = 1.0$  and  $q = 1.5$  path, we observe that mixing behavior appears to depend on the relation between the  $q$ -path parameter and the order of the  $q$ -exponential family of the endpoints.

As  $q \rightarrow \infty$ , the power mean (6) approaches the min operation as  $1 - q \rightarrow -\infty$ . In the Gaussian case, we see that, even at  $q = 2$ , intermediate densities for all  $\beta$  appear to concentrate in regions of low density under both  $\pi_0$  and  $\pi_T$ . However, for the heavier-tailed Student- $t$  distributions, we must raise the  $q$ -path parameter significantly to observe similar behavior.

### E.3 Endpoints within a Parametric Family

If the two endpoints  $\tilde{\pi}_0, \tilde{\pi}_T$  are within a  $q$ -exponential family, we can show that each intermediate distribution along the  $q$ -path of the same order is also within this  $q$ -family. However, we cannot make such statements for general endpoint distributions or members of different  $q$ -exponential families.

**Exponential Family Case** We assume potentially vector valued parameters  $\theta = \{\theta\}_{i=1}^N$  with multiple sufficient statistics  $\phi(z) = \{\phi_i(z)\}_{i=1}^N$ , with  $\theta \cdot \phi(z) = \sum_{i=1}^N \theta_i \phi_i(z)$ . For a common base measure  $g(z)$ , let  $\tilde{\pi}_0(z) = g(z) \exp\{\theta_0 \cdot \phi(z)\}$  and  $\tilde{\pi}_1(z) = g(z) \exp\{\theta_1 \cdot \phi(z)\}$ . Taking the geometric mixture,

$$\tilde{\pi}_\beta(z) = \exp\{(1 - \beta) \log \tilde{\pi}_0(z) + \beta \log \tilde{\pi}_T(z)\} \quad (72)$$

$$= \exp\{\log g(z) + (1 - \beta) \theta_0 \cdot \phi(z) + \beta \theta_1 \cdot \phi(z)\} \quad (73)$$

$$= g(z) \exp\{((1 - \beta) \theta_0 + \beta \theta_1) \cdot \phi(z)\} \quad (74)$$

which, after normalization, will be a member of the exponential family with natural parameter  $(1 - \beta) \theta_0 + \beta \theta_1$ .

**$q$ -Exponential Family Case** For a common base measure  $g(z)$ , let  $\tilde{\pi}_0(z) = g(z) \exp_q\{\theta_0 \cdot \phi(z)\}$  and  $\tilde{\pi}_1(z) = g(z) \exp_q\{\theta_1 \cdot \phi(z)\}$ . The  $q$ -path intermediate density becomes

$$\tilde{\pi}_\beta^{(q)}(z) = [(1 - \beta) \tilde{\pi}_0(z)^{1-q} + \beta \tilde{\pi}_T(z)^{1-q}]^{\frac{1}{1-q}} \quad (75)$$

$$= [(1 - \beta) g(z)^{1-q} \exp_q\{\theta_0 \cdot \phi(z)\}^{1-q} + \beta g(z)^{1-q} \exp_q\{\theta_1 \cdot \phi(z)\}^{1-q}]^{\frac{1}{1-q}} \quad (76)$$

$$= \left[ g(z)^{1-q} \left( (1 - \beta) [1 + (1 - q)(\theta_0 \cdot \phi(z))]^{\frac{1}{1-q} 1-q} + \beta [1 + (1 - q)(\theta_1 \cdot \phi(z))]^{\frac{1}{1-q} 1-q} \right) \right]^{\frac{1}{1-q}}$$

$$= g(z) \left[ 1 + (1 - q) \left( ((1 - \beta) \theta_0 + \beta \theta_1) \cdot \phi(z) \right) \right]^{\frac{1}{1-q}} \quad (77)$$

$$= g(z) \exp_q\{((1 - \beta) \theta_0 + \beta \theta_1) \cdot \phi(z)\} \quad (78)$$

which has the form of an unnormalized  $q$ -exponential family density with parameter  $(1 - \beta) \theta_0 + \beta \theta_1$ .