

# Can dark matter–dark energy interaction alleviate the Cosmic Coincidence Problem?

J. F. Jesus<sup>1,2,\*</sup>, A. A. Escobal<sup>2,†</sup>, D. Benndorf<sup>2,‡</sup> and S. H. Pereira<sup>2,§</sup>

<sup>1</sup>*Universidade Estadual Paulista (UNESP),*

*Campus Experimental de Itapeva - R. Geraldo Alckmin 519, 18409-010, Itapeva, SP, Brazil,*

<sup>2</sup>*Universidade Estadual Paulista (UNESP),*

*Faculdade de Engenharia, Guaratinguetá,*

*Departamento de Física e Química - Av. Dr. Ariberto Pereira da Cunha 333,*

*12516-410, Guaratinguetá, SP, Brazil*

## Abstract

In this paper we study a model of interacting dark energy – dark matter where the ratio between these components is supposed to change from early to late times in such a way that the model can solve or alleviate the cosmic coincidence problem (CP). The interaction arises from an assumed relation  $\rho_x \propto \rho_d^\alpha$ , where  $\alpha$  is a free parameter. For a dark energy equation of state parameter  $\omega = -1$ , if  $\alpha = 0$ , the standard  $\Lambda$ CDM model is recovered, where the coincidence problem is unsolved. For  $0 < \alpha < 1$ , the CP would be alleviated and for  $\alpha \sim 1$ , the CP would be solved. The dark energy component is analyzed both with  $\omega = -1$  and  $\omega \neq -1$  equation of state parameter. In the case of  $\omega = -1$ , from SNe Ia+ $H(z)$  data constraints, we found  $\alpha = 0.109^{+0.062}_{-0.072}$  at 68% c.l. and the CP is alleviated. For  $\omega \neq -1$ , a degeneracy arises on the  $\omega - \alpha$  plane, we added cosmic microwave background distance priors and BAO to the constraints, which yielded  $\alpha = -0.075 \pm 0.046$  at 68% c.l. and the CP is not alleviated even for  $2\sigma$  superior limit for  $\alpha$ .

PACS numbers: 98.80-k; 98.80.Es

---

\*Electronic address: jf.jesus@unesp.br

†Electronic address: anderson.aescobal@gmail.com

‡Electronic address: douglas.benndorf@unesp.br

§Electronic address: s.pereira@unesp.br

## I. INTRODUCTION

The standard model of cosmology, known as  $\Lambda$ CDM model, correctly describes the type Ia Supernovae (SNe Ia) observations, which indicate a recent accelerated expansion of the universe. However, it is well known that a constant cosmological term leads to some difficulties concerning observations of large scale structures from the cosmic microwave background (CMB) data [1], leading to a lack of observed structures in the CMB spectrum when compared to  $\Lambda$ CDM model predictions. Also the significant discrepancy between the primordial  ${}^7\text{Li}$  abundance as predicted by Big Bang nucleosynthesis theory and baryon density from standard model [2], and other tensions of various degrees of significance are known among observational datasets and the  $\Lambda$ CDM description of the universe [3].

In order to circumvent such disagreements, several models appeal to dynamical dark energy models instead of a constant cosmological term (see [3] and [4] for a recent discussion). Other consider the possibility of a coupling between dark matter (DM) and dark energy (DE) [5–18] which also alleviate the cosmic coincidence problem. In [4] it was shown that a dynamical DE model and the interacting DM-DE approaches become indistinguishable both at the background and linear perturbation level. Thermodynamic properties of interaction models were studied in [5, 11], showing that the presence of a non null chemical potential for at least one of the fluids allows the decay from the DM fluid into DE, with no violation of the second law of thermodynamics and also being favored by cosmological data in some cases. In [13] it was shown that a general late-time interaction between cold dark matter and vacuum energy is also in agreement to current cosmological data sets, occurring at about  $z = 0.9$ . A new class of metastable dark energy phenomenological models in which the DE decay rate does not depend on external parameters was proposed in [17]. A scenario in which DM particles interact via a force mediated by a scalar field was proposed very recently in [18], where the scalar field drives cosmic acceleration.

Most of the interacting DM-DE models are described by the Friedmann equation and the conservation laws:

$$\dot{\rho}_d + 3H(\rho_d + p_d) = Q, \tag{1}$$

$$\dot{\rho}_x + 3H(\rho_x + p_x) = -Q, \tag{2}$$

where  $\rho_d$  and  $p_d$  are DM energy density and pressure, and  $\rho_x$  and  $p_x$  are DE energy density and pressure. For a dust like DM fluid we have  $p_d = 0$  and for a vacuum like DE fluid we have  $p_x = -\rho_x$ , for instance.  $Q$  denotes the phenomenological interaction term. For  $Q > 0$  we have DE decaying into DM while for  $Q < 0$  we have DM decaying into DE. A thermodynamic analysis [5] showed that both decaying route are possible.

Several interaction terms  $Q$  have been studied in the literature. Most of them are  $Q \propto \rho_x$  or  $Q \propto \rho_d$ . A model with  $Q \propto H\rho_d$  has been largely explored in literature, however it is plagued with instabilities on the evolution of density perturbations. Models with  $Q \propto H\rho_x$  are free of such instabilities. In particular, the model with  $Q = 3\varepsilon H\rho_x$  has been studied in [5] and the  $\varepsilon$  parameter has been constrained to SNe Ia observational data as  $\varepsilon = -0.026^{+0.021}_{-0.027}$  at  $1\sigma$  c.l. This shows that a negative value of  $Q$  is strongly favoured by observations.

Following a different approach, Cai and Su [10] have found that there must be a change of the sign of  $Q$  at about  $z = 0.5$  in a model independent of the specific interaction term. This raises a remarkable challenge to the interacting models, since the usual phenomenological forms of interaction do not change their signs during the cosmological evolution. A model that encompass such very peculiar characteristic is presented in [11].

Very recently a model with  $Q = \Gamma\rho_x$  was presented by Shafieloo et al. [17], where  $\Gamma$  is a decaying constant with intrinsic properties just of the DE fluid and not to the expansion of the universe. With a vacuum like equation of state,  $p_x = -\rho_x$ , Eq. (2) has a solution of the form  $\rho_x(t) = \rho_x(t_0) \exp[-\Gamma(t - t_0)]$ , exactly like a radioactive decay of matter and  $\Gamma$  is related to the ‘half-life’ of DE. Such model is known as a metastable dark energy with radioactive-like decay.

In the present paper we analyse a model of interacting DM-DE fluids in which we aim to test if an interaction between DM and DE may solve or alleviate the Coincidence Problem (CP). In  $\Lambda$ CDM model, the cosmological constant density has always the same value, while the pressureless matter decays with  $a^{-3}$ . As a consequence, in the Last Scattering Surface, for instance, we have a ratio  $r = \frac{\rho_\Lambda}{\rho_d} \sim 10^{-9}$ , since we have  $\rho_\Lambda \sim \rho_d$  today. So, an interaction between Dark Energy and Dark Matter could alleviate this problem by approaching their densities at high redshifts, thereby leading to  $r \sim 1$  at these redshifts.

For standard  $\Lambda$ CDM model, the dark matter and  $\Lambda$  densities evolutions can be seen in

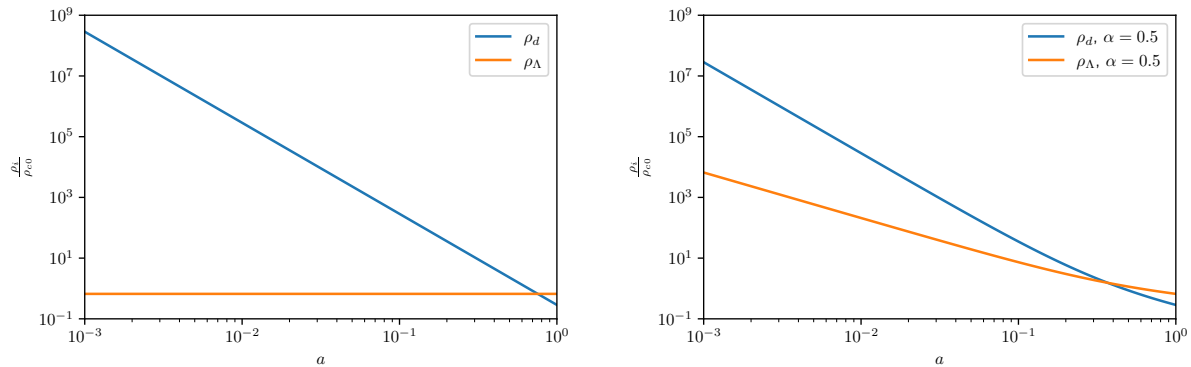


FIG. 1: Dark sector densities evolution for  $\Lambda$ CDM (left) and  $\Lambda(t)$ CDM (right) models.

logarithmic scale in Fig. 1. The logarithmic densities in this case are given by

$$\ln \rho_\Lambda = \ln \rho_{\Lambda 0}, \quad \ln \rho_d = -3 \ln a + \ln \rho_{d0} \quad (3)$$

In order to try to approximate the dark sector densities in Fig. 1, let us try to write:

$$\ln \rho_\Lambda = k_1 \ln a + \ln \rho_{\Lambda 0}, \quad \ln \rho_d = k_2 \ln a + \ln \rho_{d0} \quad (4)$$

Rearranging:

$$\frac{\rho_\Lambda}{\rho_{\Lambda 0}} = \left( \frac{\rho_d}{\rho_{d0}} \right)^{k_1/k_2} \quad (5)$$

which corresponds to  $\rho_\Lambda = \beta \rho_d^\alpha$ , or:

$$\rho_x = \beta \rho_d^\alpha, \quad (6)$$

for a general DE component.

Thus, in order to test if an interaction model can solve or alleviate the CP, we assume the relation (6) for the dark sector. With this assumption, we have that if the data indicate  $\alpha \sim 0$ , there is no interaction and  $\Lambda$ CDM model is recovered. If  $\alpha \sim 1$ , the ratio  $r$  is exactly constant and the CP is solved. For  $0 < \alpha < 1$ , we may conclude that the DM-DE interaction may alleviate the CP. In Fig. 1 (right), we see how  $\alpha = 0.5$  alleviates the CP. Below we derive which interaction term  $Q$  results in the relation (6).

In Section II the main equations are presented, in Section III the model is analysed and in Section IV we have the conclusions.

## II. DE-DM INTERACTING MODEL

The Friedmann equation in a flat background for the present model is:

$$H^2 = \frac{\kappa^2}{3}(\rho_b + \rho_r + \rho_d + \rho_x), \quad (7)$$

where  $\kappa^2 = 8\pi G$ , and the conservation laws for the baryonic energy density  $\rho_b$ , radiation energy density  $\rho_r$ , DM energy density  $\rho_d$  and DE energy density  $\rho_x$  are

$$\dot{\rho}_b + 3H\rho_b = 0, \quad (8)$$

$$\dot{\rho}_r + 4H\rho_r = 0, \quad (9)$$

$$\dot{\rho}_d + 3H\rho_d = Q, \quad (10)$$

$$\dot{\rho}_x + 3H(1 + \omega)\rho_x = -Q, \quad (11)$$

where we assume that baryon and dark matter satisfy a dust like equation of state,  $p_r = \frac{\rho_r}{3}$  and dark energy satisfies

$$p_x = \omega\rho_x, \quad (12)$$

where  $\omega$  is the DE equation of state (EOS) parameter.

Inspired by the metastable dark energy decay model presented above we chose to work with a phenomenological interaction term of the form

$$Q = \Gamma(t)\rho_x, \quad (13)$$

where now  $\Gamma(t)$  represents a time dependent decaying rate and the energy densities of DE and DM are related by (6):

$$\rho_x = \beta\rho_d^\alpha \equiv f(\rho_d), \quad (14)$$

with constant  $\alpha$  and  $\beta$ , such that for  $\alpha \neq 1$  the  $\beta$  parameter is a dimensional constant, and for  $\alpha = 1$  we see that the ratio  $\rho_x/\rho_d$  is just a constant,  $\beta$ , showing that both densities evolves exactly at the same manner. A small deviation of  $\alpha$  from unity shows a nontrivial dependence between DM and DE densities.

From (11), (13) and (14) we obtain:

$$\Gamma(t) = -3H(1 + \omega) - \alpha\frac{\dot{\rho}_d}{\rho_d}, \quad (15)$$

and from (10):

$$\frac{\dot{\rho}_d}{\rho_d} \left[ \frac{1 + \alpha\beta\rho_d^{\alpha-1}}{1 + \beta(1 + \omega)\rho_d^{\alpha-1}} \right] = -3H = -3\frac{\dot{a}}{a}. \quad (16)$$

The above equation can be integrated to obtain  $\rho_d(a)$  in an implicit logarithm equation, which is useful just for the particular case  $\omega = -1$ . For the general case, Eq. (16) must be solved numerically.

### A. The case $\omega \neq -1$

In the more general case,  $\omega \neq -1$ , Eq. (16) can not be solved analytically to obtain  $\rho_d(a)$ . So, in this case, we choose to solve numerically the differential equations (10)-(16) to obtain  $\rho_d$ ,  $\rho_x$  and  $H$  as function of the scale factor or redshift.

Aiming to constrain the model with data, we rewrite Eq. (16) in terms of the redshift and in terms of dimensionless quantities. So, by using the definitions  $r_d \equiv \frac{\rho_d}{\rho_{d0}}$ ,  $r_x \equiv \frac{\rho_x}{\rho_{x0}}$ ,  $\Omega_{d0} \equiv \frac{\rho_{d0}}{\rho_{c0}}$ ,  $\Omega_{x0} \equiv \frac{\rho_{x0}}{\rho_{c0}}$  and the relation  $\frac{d}{dt} = -H(1+z)\frac{d}{dz}$ , we may rewrite Eq. (16) as:

$$\frac{dr_d}{dz} = \frac{3r_d}{1+z} \left[ \frac{\Omega_{d0} + (1+\omega)\Omega_{x0}r_d^{\alpha-1}}{\Omega_{d0} + \alpha\Omega_{x0}r_d^{\alpha-1}} \right] \quad (17)$$

with initial condition  $r_d(z=0) = 1$ . Relation (14) now is simply:

$$r_x = r_d^\alpha \quad (18)$$

and

$$E(z) \equiv \frac{H(z)}{H_0} = [\Omega_{b0}(1+z)^3 + \Omega_{r0}(1+z)^4 + \Omega_{d0}r_d(z) + \Omega_{x0}r_x(z)]^{1/2} \quad (19)$$

can be used to constrain the model with observational data and we have included the baryon and radiation contributions,  $\Omega_{b0} \equiv \frac{\rho_{b0}}{\rho_{c0}}$  and  $\Omega_{r0} \equiv \frac{\rho_{r0}}{\rho_{c0}}$ , respectively. Due to spatial flatness, the normalization condition reads  $\Omega_{b0} + \Omega_{r0} + \Omega_{d0} + \Omega_{x0} = 1$ .

### B. The case $\omega = -1$

The case  $\omega = -1$  can be solved analytically with the aid of the Lambert  $W$  function, as we show in details in Appendix. The solution for  $\rho_d(z)$  is:

$$\rho_d = \rho_{d0} \left[ \frac{W(\alpha r_0 e^{\alpha r_0} (1+z)^{3(\alpha-1)})}{\alpha r_0} \right]^{\frac{1}{\alpha-1}} \quad (20)$$

In this case,

$$\rho_x(z) = \rho_{x0} \left[ \frac{W(\alpha r_0 e^{\alpha r_0} (1+z)^{3(\alpha-1)})}{\alpha r_0} \right]^{\frac{\alpha}{\alpha-1}} \quad (21)$$

and

$$E^2 = \frac{H(z)^2}{H_0^2} = \Omega_{b0}(1+z)^3 + \Omega_{r0}(1+z)^4 + \frac{\rho_d + \rho_x}{\rho_{c0}} \quad (22)$$

is used to constrain the model with observational data.

### III. DATA

The cosmological data used to constrain the models are briefly described below.

#### A. $H(z)$ data

$H(z)$  data can be estimated from many sources, with the main being clustering (LRGs and BAO) and differential ages of objects (cosmic chronometers). Here we use the largest known sample of  $H(z)$  data up to date, with 51 measurements [19]. This dataset can be seen on Fig. 2 (left). We use these data for the  $\Lambda(t)$ CDM analysis. For DM-DE interacting model, as we include BAO on its analysis, we exclude  $H(z)$  data coming from clustering estimates, reducing the compilation to 31 cosmic chronometers. This separation can be seen on Table 1 of Ref. [19].

#### B. SNe Ia

SNe Ia luminosity distances are good tracers of the late Universe history, thereby yielding nice constraints over dark energy. Here we use the largest sample up to date, namely the Pantheon sample, which consists of 1048 SNe apparent magnitudes over the redshift range  $0.01 < z < 2.3$ . This dataset can be seen on Fig. 2 (right).

#### C. Cosmic Microwave Background

The Cosmic Microwave Background (CMB) yields strong constraints over cosmological models. Acting basically as a standard ruler at the Last Scattering Surface (LSS), it consists

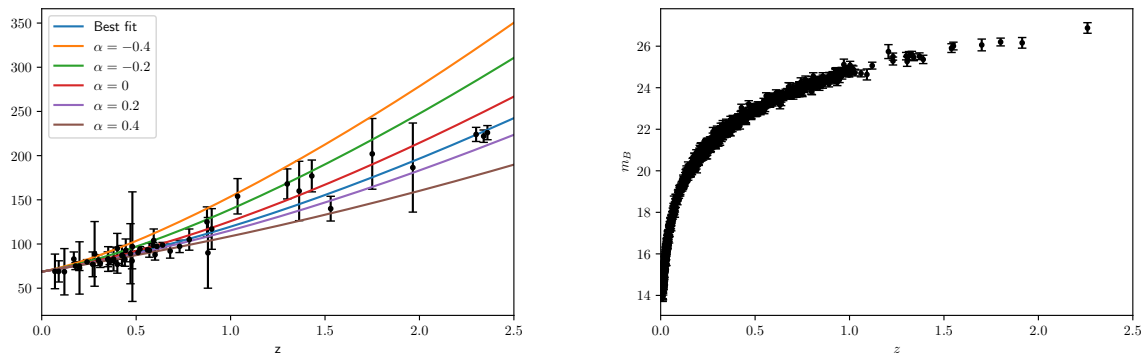


FIG. 2: **Left:**  $H(z)$  data and some curves predicted from the  $\Lambda(t)$ CDM model for some values of  $\alpha$ . The best fit corresponds to Table I.  $\alpha = 0$  corresponds to standard  $\Lambda$ CDM model. **Right:** Apparent SNe Ia magnitudes  $m_B$  from Pantheon compilation.

of a strong constraint because it integrates the Universe history from today ( $z = 0$ ) up to  $z \sim 1000$ . Here we work with the so called CMB distance priors, which include quantities that are representative of the full CMB spectrum. We choose to work with the priors on the shift parameter, acoustic scale and baryon density,  $(R, \ell_A, \Omega_b h^2)$ , respectively, as described by [20]. We work with the priors coming from Planck (2018) [1], from the chains of the  $\Lambda$ CDM+ $\Omega_k$  model, as indicated by Table 1 of [20]. The CMB temperature and radiation density have been fixed from [21].

#### D. BAO

Prior to the recombination, baryons and radiation were strongly coupled. Due to this coupling, baryon clustering was suppressed by photon pressure. These oscillations between baryon clustering and photon pressure repulsion resulted on an imprint on the correlation function of galaxies after recombination. The correlation function of galaxies decays with distance, as expect due to gravity being an attractive force. The baryon acoustic oscillations, however, resulted on an excess at the correlation function at the scale of the sound horizon at recombination,  $r_s \sim 150$  Mpc. The position of this BAO signature imposes strong constraints over the matter density. Here we use the BAO signature estimate from various sources, as indicated at Table II and III of Ref. [22].

## IV. ANALYSIS

### A. $\Lambda(t)$ CDM model

In the case of  $\Lambda(t)$ CDM model, that is, interacting model where the dark energy has EOS  $\omega = -1$ , we have fixed the baryons parameter density to  $\Omega_b = 0.0493$  according to CMB constraints from Planck (2018) [1], which is also in agreement with Big Bang Nucleosynthesis (BBN) constraints. We then have as free parameters  $(H_0, \Omega_d, \alpha)$ .

The free parameters were nicely constrained from SNe Ia in combination to  $H(z)$ , as can be seen from Figs. 3 and 4 and Table I.

Parameter	68% and 95% limits
$\Omega_d$	$0.287^{+0.036+0.071}_{-0.036-0.075}$
$\alpha$	$0.109^{+0.062+0.14}_{-0.072-0.12}$
$H_0$ (km/s/Mpc)	$68.7^{+1.1+2.2}_{-1.1-2.1}$

TABLE I: Combined constraints over the free parameters of  $\Lambda(t)$ CDM model from Pantheon+ $H(z)$  data for 68% and 95% c.l.

As can be seen on Fig. 3, mainly in the plane  $\Omega_d - \alpha$ , the combination between SNe Ia and  $H(z)$  strongly reduces the parameter space. In Table I, the value for  $H_0$  is in agreement with the value obtained for  $\Lambda$ CDM in Planck (2018) [1], namely,  $H_0 = 67.4 \pm 0.5$  km/s/Mpc. With our fixed value of  $\Omega_b = 0.0493$ , we obtain  $\Omega_m = \Omega_b + \Omega_d = 0.336 \pm 0.036$  at 68% c.l., which is in agreement with the value obtained from Planck (2018) [1],  $\Omega_m = 0.315 \pm 0.007$ . The value obtained for  $\alpha$ , as can be seen from Table I, is compatible with zero only with  $1.6\sigma$ , so the interaction is not discarded by this analysis.

Fig. 4 shows in more detail the combined constraints over the free parameters  $(\Omega_d, \alpha, H_0)$ . We can see that the parameters are nicely constrained, with a larger correlation in the plane  $\Omega_d - \alpha$ .

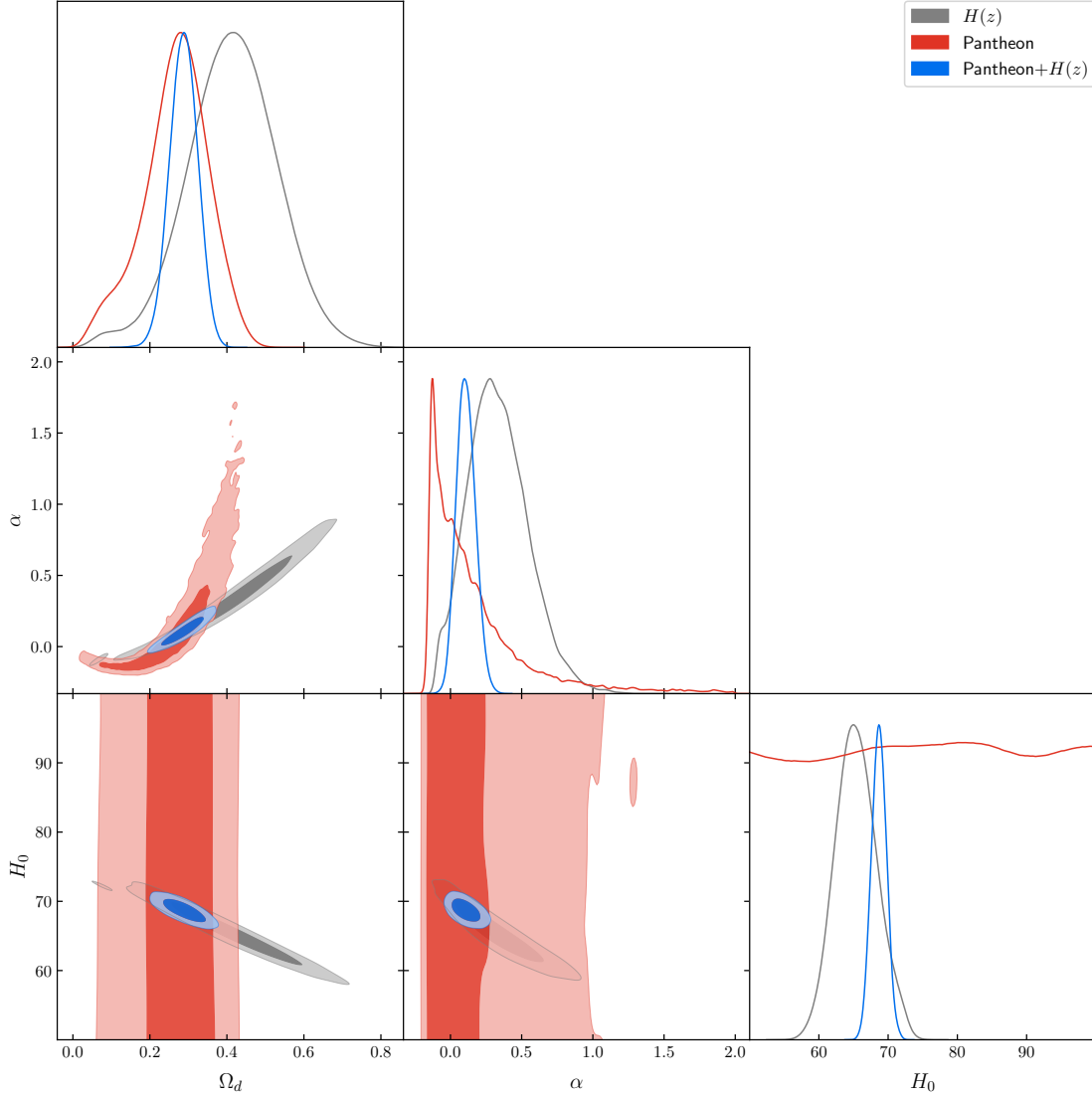


FIG. 3: All constraints (SNe Ia and  $H(z)$ ) to  $\Lambda(t)$ CDM model.

## B. Interacting XCDM model

When we left the dark energy EOS  $\omega$  as a free parameter, the SNe Ia+ $H(z)$  data were not enough to constrain the free parameters  $(\Omega_b, \Omega_d, \omega, H_0)$  and we had to add constraints from other data. Thus, we have added constraints from Planck (2018) [1], with the so called distance priors, which include the shift parameter,  $\ell_A$  and  $\Omega_b h^2$ . We have also included constraints from Baryon Acoustic Oscillations (BAO) from various surveys.

From Table II, the value obtained for  $\Omega_m$  is  $\Omega_m = 0.3170 \pm 0.0064$ , which is in agreement with the value obtained from Planck (2018) [1],  $\Omega_m = 0.3153 \pm 0.0073$ . The value for  $H_0$  is

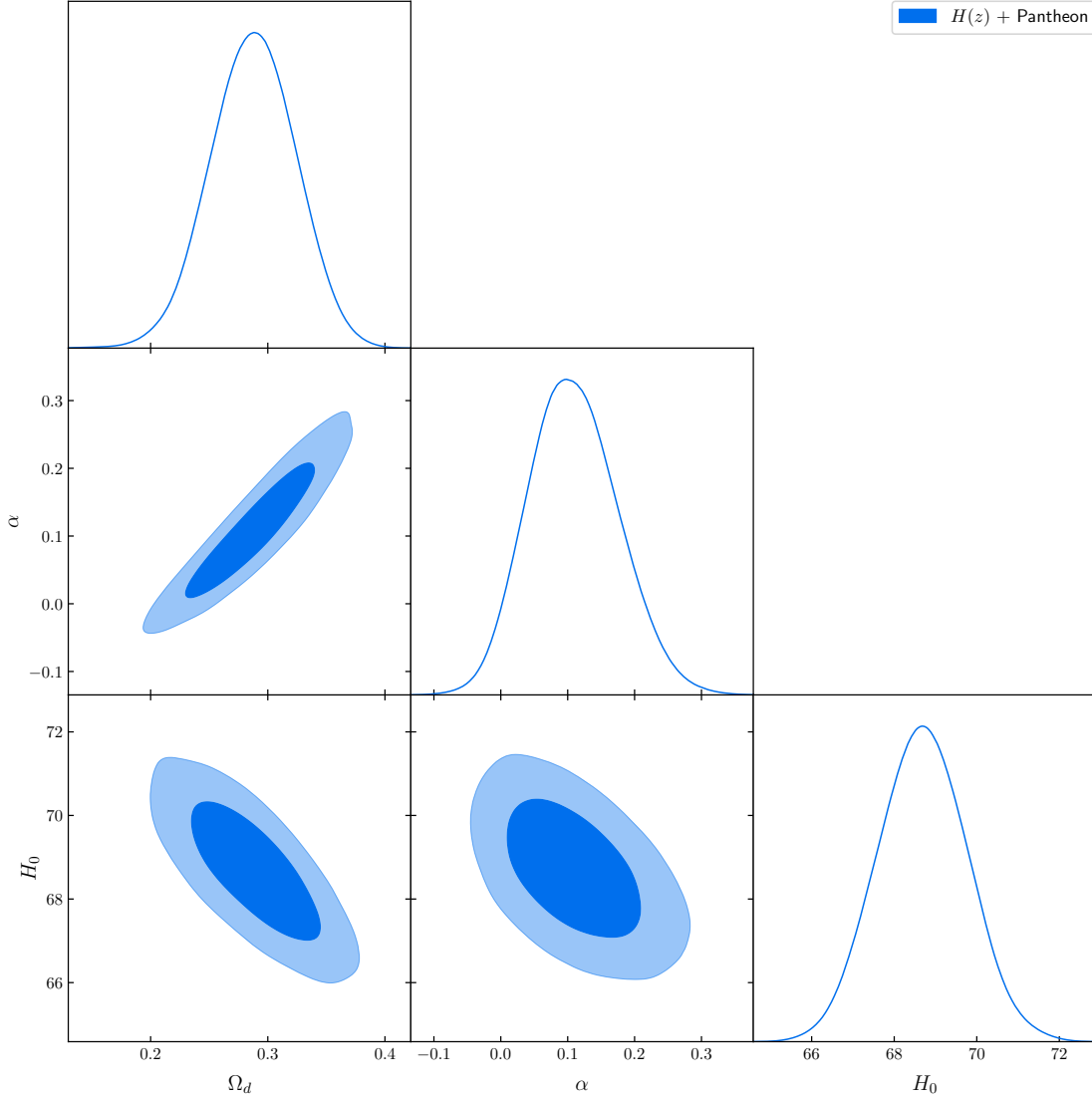


FIG. 4: Combined constraints (SNe Ia and  $H(z)$ ) to  $\Lambda(t)$ CDM model.

also in agreement with Planck (2018) [1],  $H_0 = 67.36 \pm 0.54$  km/s/Mpc. The result obtained for the DE EOS, as can be seen on Table II, is only slightly compatible with -1, at  $1.4\sigma$ . The phantom DE ( $\omega < -1$ ) is slightly favoured by this analysis. Other interesting feature of interacting DE is that the  $\alpha$  parameter now changes sign when compared with  $\Lambda(t)$ CDM. The value obtained,  $\alpha = -0.075 \pm 0.046$  is slightly compatible with zero at  $1.6\sigma$ .

Parameter	68% and 95% limits
$\Omega_b$	$0.0504 \pm 0.0012 \pm 0.0024$
$\Omega_d$	$0.2666 \pm 0.0063 \pm 0.013$
$\omega$	$-1.064 \pm 0.045 \pm 0.090$
$\alpha$	$-0.075^{+0.046+0.094}_{-0.046-0.093}$
$H_0$ (km/s/Mpc)	$66.98 \pm 0.75 \pm 1.5$

TABLE II: Combined constraints over the free parameters of DM-DE interacting model from Pantheon+ $H(z)$ +Planck18+BAO.

## V. CONCLUSION

Was CP solved or alleviated? In the case of  $\Lambda(t)$ CDM, at the  $2\sigma$  superior limit of parameter  $\alpha$ , the ratio  $\rho_d/\rho_\Lambda$  at  $z = 1000$  is reduced from  $\approx 10^9$  to  $\approx 3 \times 10^5$ . CP is alleviated. For interacting XCDM, however, a degeneracy emerged on the plane  $\omega - \alpha$ , in such a way that for phantom DE,  $\alpha$  becomes negative. For the best fit, the CP is even worse,  $\rho_d/\rho_x \approx 2 \times 10^9$  at  $z = 1000$ . At the  $2\sigma$  superior limit of parameter  $\alpha$ , the ratio  $\rho_d/\rho_x$  is slightly reduced to  $\approx 2 \times 10^8$ . CP is not even alleviated. Yet, only if one would make a full CMB spectrum analysis, a final conclusion could be drawn, in this case.

Another interesting feature is that, as the model with  $\omega \neq -1$  extends to values with phantom energy solutions ( $\omega \leq -1$ ), there is the possibility of the decay of dark energy in dark matter restrain the Big Rip singularity, either by changing the whole evolution of the expansion or causing great production of dark matter at the last moments, according to the choice of parameters. Similarly, there is a possibility of having a Big Rip even with  $\omega \geq -1$ , if dark matter is decaying into dark energy at a rate large enough. Such possibilities can be analyzed in future works.

### Appendix A: Analytical solution for $\omega = -1$

Eq. (16) with  $\omega = -1$  is:

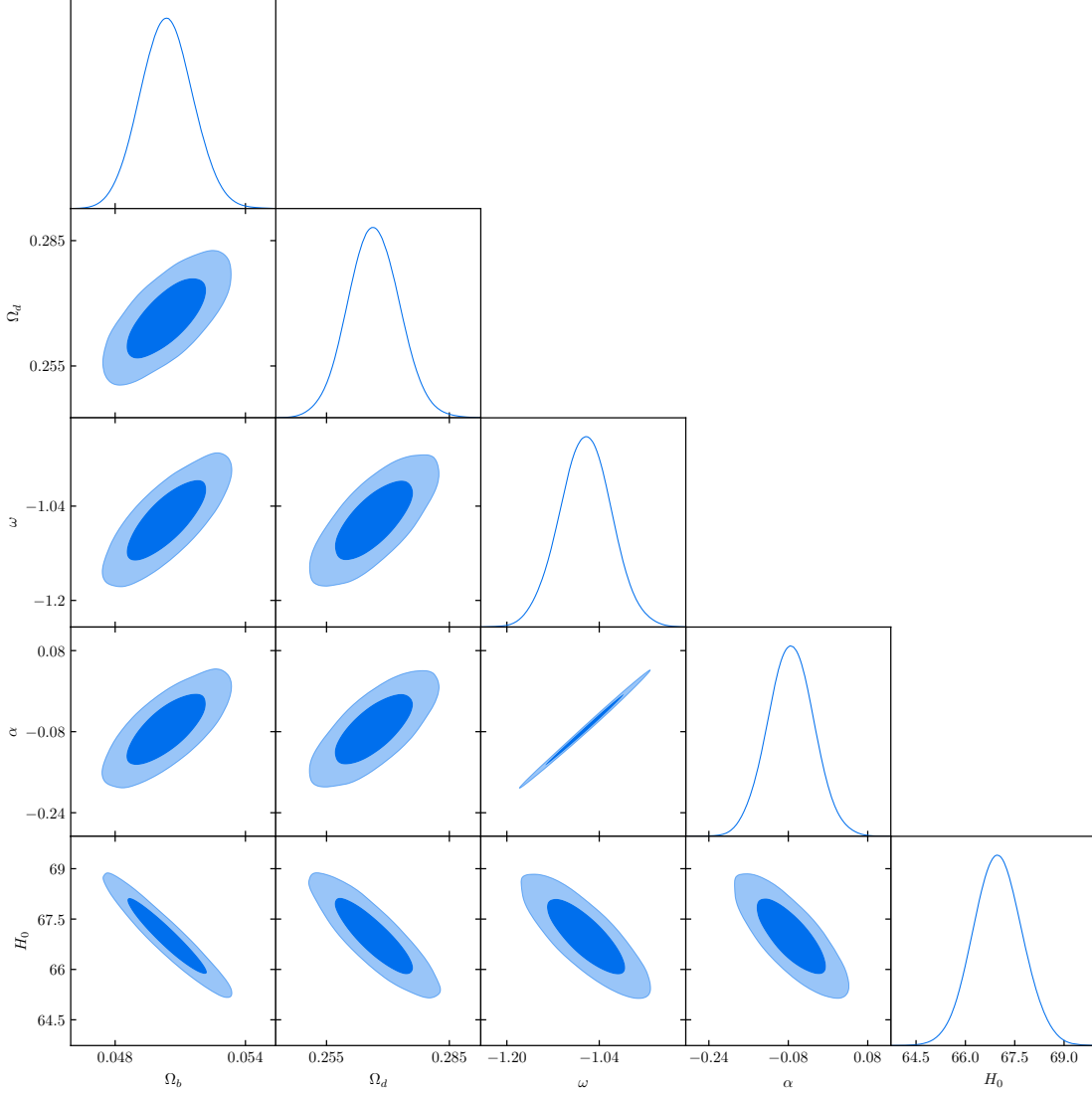


FIG. 5: Combined constraints from Pantheon+ $H(z)$ +Planck18+BAO to DM-DE interacting model.

$$(1 + \alpha\beta\rho_d^{\alpha-1})\frac{d\rho_d}{dt} = -\frac{3\rho_d}{a}\frac{da}{dt}, \quad (\text{A1})$$

which can be written as:

$$\left(\frac{1}{\rho_d} + \alpha\beta\rho_d^{\alpha-2}\right)d\rho_d = -\frac{3da}{a}. \quad (\text{A2})$$

The solution of this equation is:

$$\ln\frac{\rho_d}{\rho_{d0}} + \frac{\alpha\beta}{\alpha-1}(\rho_d^{\alpha-1} - \rho_{d0}^{\alpha-1}) = -3\ln a, \quad (\text{A3})$$

where we have used the initial condition  $\rho_d(a = 1) = \rho_{d0}$ . It can also be written as:

$$\ln \rho_d^{\alpha-1} + \alpha\beta\rho_d^{\alpha-1} = (\alpha - 1) \ln (\rho_{d0}a^{-3}) + \alpha\beta\rho_{d0}^{\alpha-1} \quad (\text{A4})$$

In order to solve (A4), we now introduce the Lambert function  $W$  [?] defined as a solution of the equation:

$$xe^x = f \Rightarrow x = W(f) \quad (\text{A5})$$

or

$$x + \ln x = \ln f. \quad (\text{A6})$$

As shown by [? ?], besides being used to solve Eqs. (A5)-(A6), the Lambert  $W$  function can also be used to solve

$$xB^x = A, \quad (\text{A7})$$

with solution

$$x = \frac{W(A \ln B)}{\ln B} \quad (\text{A8})$$

Eq. (A7) can also be written as:

$$\ln x + x \ln B = \ln A \quad (\text{A9})$$

Comparing (A9) with (A4), we may identify  $x = \rho_d^\alpha$ ,  $\ln B = \alpha\beta$  and  $\ln A = (\alpha - 1) \ln (\rho_{d0}a^{-3}) + \alpha\beta\rho_{d0}^{\alpha-1}$ , so that we find the solution:

$$\rho_d = \left[ \frac{W(\alpha\beta \exp(\alpha\beta\rho_{d0}^{\alpha-1})(\rho_{d0}a^{-3})^{\alpha-1})}{\alpha\beta} \right]^{\frac{1}{\alpha-1}} \quad (\text{A10})$$

Defining the ratio  $r \equiv \frac{\rho_x}{\rho_d}$ , the relation (6), yields  $r = \beta\rho_d^{\alpha-1}$ , so that we can use the DE-DM ratio today,  $r_0 = \beta\rho_{d0}^{\alpha-1}$ , to rewrite the solution (A10) as

$$\rho_x = \rho_{x0} \left[ \frac{W(\alpha r_0 e^{\alpha r_0} a^{3(1-\alpha)})}{\alpha r_0} \right]^{\frac{\alpha}{\alpha-1}}, \quad (\text{A11})$$

## Acknowledgments

This study was financed in part by the Coordenação de Aperfeiçoamento de Pessoal de Nível Superior - Brasil (CAPES) - Finance Code 001. JFJ is supported by Fundação de

Amparo à Pesquisa do Estado de São Paulo - FAPESP (Process number 2017/05859-0). AAE and DB would like to thank CAPES. SHP would like to thank CNPq - Conselho Nacional de Desenvolvimento Científico e Tecnológico, Brazilian research agency, for financial support, grants number 303583/2018-5.

---

- [1] N. Aghanim *et al.* [Planck], *Astron. Astrophys.* **641** (2020), A6 [arXiv:1807.06209 [astro-ph.CO]].
- [2] R. H. Cyburt, B. D. Fields, K. A. Olive, *JCAP* 0811 (2008) 012, [arXiv:0808.2818 [astro-ph]].
- [3] Gong-Bo Zhao *et al.*, *Nature Astronomy*, 1, 627, (2017), [arXiv:1701.08165 [astro-ph.CO]].
- [4] R. von Martens, L. Lombriser, M. Kunz, V. Marra, L. Casarini, J. Alcaniz, *Phys. Dark Universe*, 28, (2020), 100490, [arXiv:1911.02618 [astro-ph.CO]].
- [5] S.H. Pereira, J.F. Jesus, *Phys.Rev.D* 79 (2009) 043517, [arXiv:0811.0099 [astro-ph]].
- [6] G. Caldera-Cabral, R. Maartens, B. M. Schaefer, *JCAP* 07 (2009) 027, [arXiv:0905.0492 [astro-ph.CO]].
- [7] E. Majerotto, J. Valiviita, R. Maartens, *Mon.Not.Roy.Astron.Soc.* 402 (2010) 2344, [arXiv:0907.4981 [astro-ph.CO]].
- [8] J. Valiviita, R. Maartens, E. Majerotto, *Mon.Not.Roy.Astron.Soc.* 402 (2010) 2355, [arXiv:0907.4987 [astro-ph.CO]].
- [9] L. P. Chimento, *Phys.Rev.D* 81 (2010) 043525, [arXiv:0911.5687 [astro-ph.CO]].
- [10] Rong-Gen Cai, Qiping Su, *Phys.Rev.D* 81 (2010) 103514, [arXiv:0912.1943 [astro-ph.CO]].
- [11] Cheng-Yi Sun, Rui-Hong Yue, *Phys.Rev.D* 85 (2012) 043010, [arXiv:1009.1214 [gr-qc]].
- [12] A. Poursidou, C. Skordis, E.J. Copeland, *Phys.Rev.D* 88 (2013) 8, 083505, [arXiv:1307.0458 [astro-ph.CO]].
- [13] V. Salvatelli, N. Said, M. Bruni, A. Melchiorri, D. Wands, *Phys.Rev.Lett.* 113 (2014) 18, 181301, [arXiv:1406.7297 [astro-ph.CO]].
- [14] Yun-He Li, Xin Zhang, *Phys.Rev.D* 89 (2014) 8, 083009, [arXiv:1312.6328 [astro-ph.CO]].
- [15] C. Skordis, A. Poursidou, E.J. Copeland, *Phys.Rev.D* 91 (2015) 8, 083537, [arXiv:1502.07297 [astro-ph.CO]].

- [16] J. B. Jiménez, D. Rubiera-Garcia, D. Sáez-Gómez, V. Salzano, Phys.Rev.D 94 (2016) 12, 123520, [arXiv:1607.06389 [gr-qc]].
- [17] A. Shafieloo, D. K. Hazra, V. Sahni, A. A. Starobinsky, Mon.Not.Roy.Astron.Soc. 473 (2018) 2, 2760-2770, [arXiv:1610.05192 [astro-ph.CO]].
- [18] A. Gómez-Valent, V. Pettorino, L. Amendola, [arXiv:2004.00610 [astro-ph.CO]].
- [19] J. Magana, M. H. Amante, M. A. Garcia-Aspeitia and V. Motta, Mon. Not. Roy. Astron. Soc. **476** (2018) no.1, 1036-1049 [arXiv:1706.09848 [astro-ph.CO]].
- [20] L. Chen, Q. G. Huang and K. Wang, JCAP **02** (2019), 028 [arXiv:1808.05724 [astro-ph.CO]].
- [21] D. J. Fixsen, Astrophys. J. **707** (2009), 916-920 [arXiv:0911.1955 [astro-ph.CO]].
- [22] D. Camarena and V. Marra, Phys. Rev. D **98** (2018) no.2, 023537 [arXiv:1805.09900 [astro-ph.CO]].