

THE OPEN BRANDS DATASET: UNIFIED BRAND DETECTION AND RECOGNITION AT SCALE

Xuan Jin, Wei Su, Rong Zhang, Yuan He, Hui Xue

Alibaba Group

ABSTRACT

Intellectual property protection(IPP) have received more and more attention recently due to the development of the global e-commerce platforms. brand recognition plays a significant role in IPP. Recent studies for brand recognition and detection are based on small-scale datasets that are not comprehensive enough when exploring emerging deep learning techniques. Moreover, it is challenging to evaluate the true performance of brand detection methods in realistic and open scenes. In order to tackle these problems, we first define the special issues of brand detection and recognition compared with generic object detection. Second, a novel brands benchmark called "Open Brands" is established. The dataset contains 1,437,812 images which have brands and 50,000 images without any brand. The part with brands in Open Brands contains 3,113,828 instances annotated in 3 dimensions: 4 types, 559 brands and 1216 logos. To the best of our knowledge, it is the largest dataset for brand detection and recognition with rich annotations. We provide in-depth comprehensive statistics about the dataset, validate the quality of the annotations and study how the performance of many modern models evolves with an increasing amount of training data. Third, we design a network called "Brand Net" to handle brand recognition. Brand Net gets state-of-art mAP on Open Brand compared with existing detection methods.

Index Terms— Ground-truth dataset, brand recognition, brand detection

1. INTRODUCTION

Intellectual Property Protection(IPP) offers protection for inventions, literary and artistic works, symbols, names, and images created by the mind. In e-commerce, IP can be the design and brands of product, and images/videos showed in online shop in e-commerce platforms. brand recognition is a significant part of IP protection. It will protect the entrepreneurs' and business owners' hard-earned creations and ideas from unfair competitions. brand recognition is a task that not only aims to recognize the brands but also needs to find the locations of brands.

With the advent of deep convolution network, object detection has witnessed a quantum leap in performance. The current detectors can be divided into two categories: (1) the two-stage approach, including R-CNN[1], Fast R-CNN[2], Faster R-CNN[3], R-FCN[4] and (2) the one-stage approach, including SSD[5], YOLO[v1-v3][6][7][8], RetinaNet[9]. In the two-stage approach, a sparse set of candidate object boxes is first generated, and then they are further classified and regressed. The two-stage methods have been achieving top performances on several challenging benchmarks, including Pascal VOC[10], MSCOCO[11] and OpenImages[12].

brand detection is a special case of generic object detection in computer vision, which is challenging in the following aspects: tiny

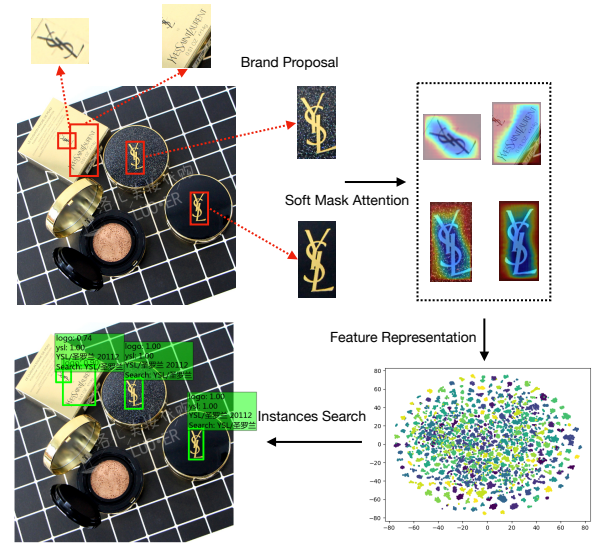


Fig. 1. The Framework of Brand Net: Brands proposal, Soft Mask Attention (SMA), Feature Representation and Instance Search.

object detection, large-scale object detection, scalar network, similar brands and instances diversity.

Tiny Objects: Though tremendous efforts have been made in object detection, one of the remaining open challenges is tiny objects detection due to its limited resolution and information. The object area ratio is much lower in Open Brands than in generic object datasets. As shown in Tab.1, the average scale of instances in Open Brands is nearly 17 times smaller than that in Pascal VOC and 8 times smaller than that in MSCOCO and OpenImages. The first row in Fig.3 gives us some samples of tiny instances, which is even a tough task for human.

Large-scale Detection: Current detection methods requiring class-specific sets of filters for each class have hindered their applications for large number of classes. For example, R-FCN/Deformable R-FCN[13] requires 49/197 position-specific filters for each class. RetinaNet requires 9 filters for each class on each convolution feature map. For the billions of products with millions of brands on the e-commerce database, architectures would need hundreds of millions of filters to detect the tremendous brands, which makes them extremely slow in practical applications.

Scalable Network: Generally the number of categories is fixed when measured on datasets like PASCAL VOC, MS COCO and OpenImages. Nevertheless, a dynamic extension of the categories is a necessary requirement in brand detection since the brands change dynamically with the market.

Similar Brands: Some brands is so similar that it is difficult for




Fig. 2. Some samples of similar brands in Open Brands: "Air Jordan", "Gucci", "Yves Saint Laurent", "Chanel", "MCM", "Louis Vuitton".

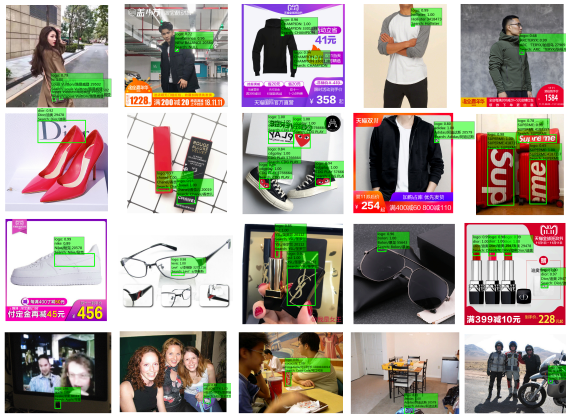


Fig. 3. Diversity: The first row shows samples of tiny brands. The second row shows samples of occlusion. The third row shows samples of brands in low contrast. The fourth row shows samples in different scenes: indoor and outdoor. Results in green is provided by Brand Net.

the universal inspection network to tackle. For example, Fig.2 shows some brands that are very similar with the luxury brands. Visually misleading pictures can result in higher error rate of network.

Diversity: Diversity is an important factor to judge a dataset. The same brand in real-world may differ a lot caused by different sizes, rotations, transformations, lighting, coloring, and occlusion. A brand could have various appearances on different commodities like clothes, bags, purses, t-shirts and so on. Moreover, the brands appearing on e-commerce platforms are quite different from those appearing in street-scene scenes in Fig.3. Last but not the least, the same brand has different logo forms, such as Icons, English words, Chinese and Cartoon pictures.

2. DATASET

We contribute Open Brands to the community. The Open Brands contains 1,437,812 images with brands and 50,000 images without brands. The part with brands in Open Brands contains 3,113,828 instances annotated in 3 dimensions: 4 types, 559 brands and 1216

Datasets	Categories	Images	Mean Instances	Mean Scale(%)
PASCAL VOC	20	5717	789	20.2
MSCOCO	80	118287	10750	9.65
OpenImages	600	1743042	24332	9.69
Open Brands	4 599 1216	1437812	2561	1.20
FlickrLogos27	27	810	81	19.56
FlickrLogos32	32	2240	106	9.16
Logo32plus	32	7830	338	4.51
BelgaLogos	37	1321	57	0.91
WebLogo2Mtest	194	4318	41	7.69
LogoInTheWild	1196	9393	23	1.80
SportsLogo	20	1978	152	9.89
QMULOpenLogo	352	27083	88	6.09
Logos18	18	8460	891	-
Logos160	160	73414	816	-
Open Brands	4 599 1216	1437812	2561	1.20

Table 1. Statistic of Open Brands compared with related existing datasets. Mean Scale represents the mean ratio of the instance area to the whole image area. 4|599|1216 represents 4 types, 599 brands and 1216 logos in Open Brands.

logos. An overview of the most frequent and infrequent brands is shown in Fig.8.

Image Collection: First of all, we build a tree-like standard library to map a logo to a brand. Then we crawled their product images from several online retail marketplaces: www.taobao.com, www.tmall.com, www.1688.com, www.aliexpress.com and search engines: www.google.com and www.baidu.com. Each brand has more than four viewpoints and 1 – 4 logo types. In addition, real scene pictures taken by consumers in the product reviews from online platforms are added. Therefore, the data covers different scenes including both online and street snapshots.

Data Cleaning: We use ResNeXt101[14] which is trained with hundreds of millions of product images for feature embedding. Images with similar features are duplicated. After the removal of the duplicates, unusable images of low resolutions or poor qualities are removed by human annotators. Finally, 1.4 million images are kept to construct Open Brands.

Image Annotation: One of the most time-consuming and costly processes in constructing the Open Brands is annotation of the collected product images. For each product image, a human annotator need to identify the brands, annotate the fixed bounding box of each brand, and then tag it with the corresponding id of types, logos and brands.

Quality Control: In order to ensure the quality of the annotations, a task will be dispatched to three human annotators. The annotation label with the highest score which is computed as the intersection-over-union(IoU) is adopted.

Comparison to Other Datasets: Tab.1 gives statistics of Open Brands compared with existing generic object detection datasets and logo datasets: FlickrLogos-27[15], FlickrLogos-32[16], Logo32plus[17], BelgaLogos[18], WebLogo-2M[19], Logo-In-The-Wild[20], SportsLogo[21], QMUL-OpenLogo[22]. Logos-18 and Logos-160 come from Logo-Net[23]. But as Logo-Net is not public, we can not calculate the mean scale of brands. Above all, Open Brands offers large-scale images and high quality brands instance-aware annotations with localizations and categories. Brand recognition on Open Brands is very challenging due to the tiny instances, large-scale categories, dense diversity and the complicated types of the brands.

To tackle the problems of brand recognition on Open Brands, we propose a novel network, Brand Net. 4 shows the framework of the Brand Net which joints class-agnostic detection, brands feature representation and instances retrieval. Soft mask attention is used

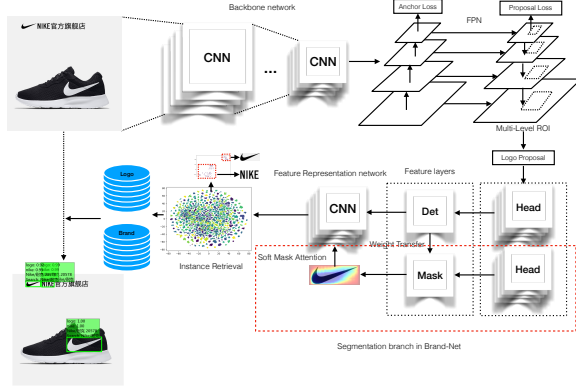


Fig. 4. Framework of Brand Net. Soft mask attention which is highlighted in red box is used to improve performance.

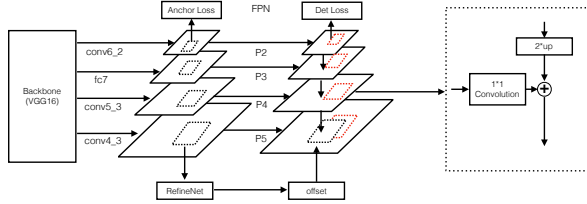


Fig. 5. Framework of FPN with anchor refinement.

for better performance.

Backbone: The backbone network structures of Brand Net are VGG-16[24], ResNet50, ResNet101[25] and ResNeXt152, which are pre-trained on the ImageNet[26]. Context feature fusion and resolution enhancement are keys to find small instances. In our network, feature pyramid network[27] and anchor refinement module are joined in Brand Net to detect tiny brands. As shown in Fig.5, Brand Net whose backbone is VGG-16 extracts features from layers: “conv4_3”, “conv5_3”, “fc7”, “conv6_2” in a bottom-up pathway and “P2”, “P3”, “P4”, “P5” in FPN in a top-down pathway. It is a highly useful module for tiny brands proposals.

Anchor Refinement: Anchor refinement network aims to remove negative anchors to reduce search area for the classifier and also coarsely adjust the locations and sizes of anchors to provide better initialization for the subsequent regression. Anchors after refinement with low confidence will be filtered. Then the number of anchors can be diminished from thousands to hundreds. Compared with fixed setting of anchor size when initializing network, it is a more effective anchors strategy for objects in a large scale. Fig.5 shows the anchor refinement used in FPN network. Anchor loss is similar to detection loss which combines classification loss and regression loss. Different from detection loss, anchor refinement is class-agnostic. The binary classification loss is the cross-entropy loss over two classes (foreground vs. background). Smooth L1 loss is used as regression loss.

Feature Representation: As shown in Fig.6. The network structure of feature representation consists of convolution layers and fully connected layers, which is carefully designed for brand recognition. Multi-task training is used to optimize the embedding network. Finally, “Fc1” layer is extracted for instances retrieval.

Soft Mask Attention: Features of RoI extracted from bounding box regression will be affected by rotation, transformation and occlusion of brands, while features of RoI extracted from segmen-

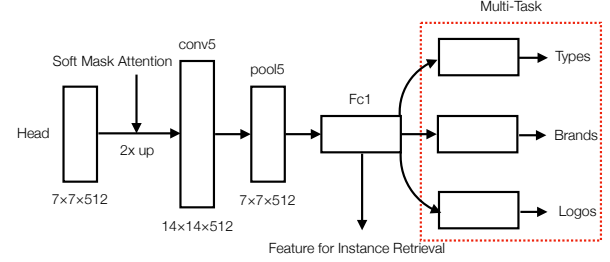


Fig. 6. Framework of feature representation.

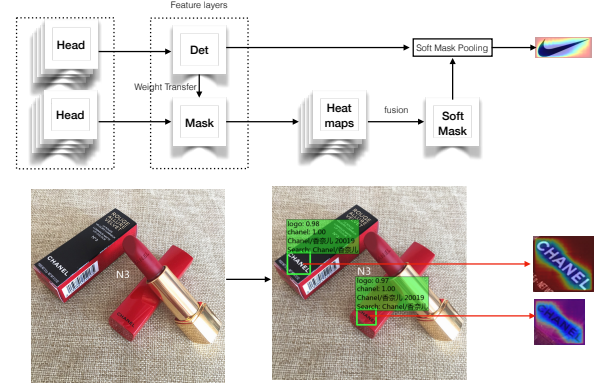


Fig. 7. Framework of soft mask attention. Visualization is conducted in original image region with soft mask heatmaps.

ation are more accurate for instances representation. In Brand Net, a branch for segmentation is added. Instead of predicting the hard masks from the original image coordinate space, class-agnostic soft masks of size $R \times K \times M \times M$ are directly utilized to form the attention heatmaps. R represents the number of regions from RoIAlign layer. K represents the number of categories. It is 1 in our class-agnostic brands proposal network. $M = 28$ represents the size of heatmaps. Fig.7 shows an example in which soft mask attention is applied in the brands representation in condition of rotation. The heatmaps obtained from soft mask can represent feature of brands more accurately.

Weight Transfer: The annotations in Open Brands have only bounding boxes and categories, which lack pixel-to-pixel annotations. Some weakly supervised algorithm[28] can train segmentation with annotated bounding boxes. Supposed that category-specific coefficients w_{cls}^c represent weights of classification, w_{det}^c represent weights of regression and w_{seg}^c represent weights of segmentation. For a given category c , the weight transformation is a function which computes the relationship between $[w_{cls}^c w_{det}^c]$ and w_{seg}^c .

$$w_{seg}^c = f([w_{cls}^c w_{det}^c]|\theta) \quad (1)$$

In Brand Net, $f(\cdot)$ can be implemented as a small fully connected neural network, the learned parameters θ in the weight transfer function are class-agnostic. Therefore, the parameters can be applied in categories that are absent in the network.

Instances Retrieval: For instance retrieval, the input is a 4096-dims vector calculated from feature embedding layers ‘Fc1’. We use product quantization(PQ)[29][30] to do a lossy compression for high-dimensional vectors, which allows relatively accurate reconstructions and distance computations in the compressed domain. Then inverted file (IVF)[31] is used for non-exhaustive searching.

5. REFERENCES

- [1] Ross Girshick, Jeff Donahue, Trevor Darrell, and Jitendra Malik, "Region-based convolutional networks for accurate object detection and segmentation," *IEEE transactions on pattern analysis and machine intelligence*, vol. 38, no. 1, pp. 142–158, 2016.
- [2] Ross Girshick, "Fast r-cnn," in *Proceedings of the IEEE international conference on computer vision*, 2015, pp. 1440–1448.
- [3] Shaoqing Ren, Kaiming He, Ross Girshick, and Jian Sun, "Faster r-cnn: Towards real-time object detection with region proposal networks," in *Advances in neural information processing systems*, 2015, pp. 91–99.
- [4] Jifeng Dai, Yi Li, Kaiming He, and Jian Sun, "R-fcn: Object detection via region-based fully convolutional networks," in *Advances in neural information processing systems*, 2016, pp. 379–387.
- [5] Wei Liu, Dragomir Anguelov, Dumitru Erhan, Christian Szegedy, Scott Reed, Cheng-Yang Fu, and Alexander C Berg, "Ssd: Single shot multibox detector," in *European conference on computer vision*. Springer, 2016, pp. 21–37.
- [6] Joseph Redmon, Santosh Divvala, Ross Girshick, and Ali Farhadi, "You only look once: Unified, real-time object detection," in *Proceedings of the IEEE conference on computer vision and pattern recognition*, 2016, pp. 779–788.
- [7] Joseph Redmon and Ali Farhadi, "Yolo9000: better, faster, stronger," *arXiv preprint*, 2017.
- [8] Joseph Redmon and Ali Farhadi, "Yolov3: An incremental improvement," *arXiv preprint arXiv:1804.02767*, 2018.
- [9] Tsung-Yi Lin, Priyal Goyal, Ross Girshick, Kaiming He, and Piotr Dollár, "Focal loss for dense object detection," *IEEE transactions on pattern analysis and machine intelligence*, 2018.
- [10] Mark Everingham, Luc Van Gool, Christopher KI Williams, John Winn, and Andrew Zisserman, "The pascal visual object classes (voc) challenge," *International journal of computer vision*, vol. 88, no. 2, pp. 303–338, 2010.
- [11] Tsung-Yi Lin, Michael Maire, Serge Belongie, James Hays, Pietro Perona, Deva Ramanan, Piotr Dollár, and C Lawrence Zitnick, "Microsoft coco: Common objects in context," in *European conference on computer vision*. Springer, 2014, pp. 740–755.
- [12] Alina Kuznetsova, Hassan Rom, Neil Alldrin, Jasper Uijlings, Ivan Krasin, Jordi Pont-Tuset, Shahab Kamali, Stefan Popov, Matteo Mallocci, Tom Duerig, et al., "The open images dataset v4: Unified image classification, object detection, and visual relationship detection at scale," *arXiv preprint arXiv:1811.00982*, 2018.
- [13] Jifeng Dai, Haozhi Qi, Yuwen Xiong, Yi Li, Guodong Zhang, Han Hu, and Yichen Wei, "Deformable convolutional networks," *CoRR, abs/1703.06211*, vol. 1, no. 2, pp. 3, 2017.
- [14] Saining Xie, Ross Girshick, Piotr Dollár, Zhuowen Tu, and Kaiming He, "Aggregated residual transformations for deep neural networks," in *Proceedings of the IEEE conference on computer vision and pattern recognition*, 2017, pp. 1492–1500.
- [15] Yannis Kalantidis, Lluís Garcia Pueyo, Michele Trevisiol, Roelof van Zwol, and Yannis Avrithis, "Scalable triangulation-based logo recognition," in *Proceedings of the 1st ACM International Conference on Multimedia Retrieval*. ACM, 2011, p. 20.
- [16] Stefan Romberg, Lluís Garcia Pueyo, Rainer Lienhart, and Roelof Van Zwol, "Scalable logo recognition in real-world images," in *Proceedings of the 1st ACM International Conference on Multimedia Retrieval*. ACM, 2011, p. 25.
- [17] Simone Bianco, Marco Buzzelli, Davide Mazzini, and Raimondo Schettini, "Deep learning for logo recognition," *Neurocomputing*, vol. 245, pp. 23–30, 2017.
- [18] Alexis Joly and Olivier Buisson, "Logo retrieval with a contrario visual query expansion," in *Proceedings of the 17th ACM international conference on Multimedia*. ACM, 2009, pp. 581–584.
- [19] Hang Su, Shaogang Gong, Xiatian Zhu, et al., "Weblogo-2m: Scalable logo detection by deep learning from the web," 2018.
- [20] Andras Tüzkö, Christian Herrmann, Daniel Manger, and Jürgen Beyerer, "Open set logo detection and retrieval," *arXiv preprint arXiv:1710.10891*, 2017.
- [21] Yuan Liao, Xiaoqing Lu, Chengcui Zhang, Yongtao Wang, and Zhi Tang, "Mutual enhancement for detection of multiple logos in sports videos," in *IEEE International Conference on Computer Vision*, 2017.
- [22] Hang Su, Xiatian Zhu, and Shaogang Gong, "Open logo detection challenge," *arXiv preprint arXiv:1807.01964*, 2018.
- [23] Steven CH Hoi, Xiongwei Wu, Hantang Liu, Yue Wu, Huiqiong Wang, Hui Xue, and Qiang Wu, "Logo-net: Large-scale deep logo detection and brand recognition with deep region-based convolutional networks," *arXiv preprint arXiv:1511.02462*, 2015.
- [24] Karen Simonyan and Andrew Zisserman, "Very deep convolutional networks for large-scale image recognition," *arXiv preprint arXiv:1409.1556*, 2014.
- [25] Kaiming He, Xiangyu Zhang, Shaoqing Ren, and Jian Sun, "Deep residual learning for image recognition," in *Proceedings of the IEEE conference on computer vision and pattern recognition*, 2016, pp. 770–778.
- [26] Olga Russakovsky, Jia Deng, Hao Su, Jonathan Krause, Sanjeev Satheesh, Sean Ma, Zhiheng Huang, Andrej Karpathy, Aditya Khosla, Michael Bernstein, et al., "Imagenet large scale visual recognition challenge," *International Journal of Computer Vision*, vol. 115, no. 3, pp. 211–252, 2015.
- [27] Tsung-Yi Lin, Piotr Dollár, Ross B Girshick, Kaiming He, Bharath Hariharan, and Serge J Belongie, "Feature pyramid networks for object detection," in *CVPR*, 2017, vol. 1, p. 4.
- [28] Ronghang Hu, Piotr Dollár, Kaiming He, Trevor Darrell, and Ross Girshick, "Learning to segment every thing," .
- [29] Herve Jegou, Matthijs Douze, and Cordelia Schmid, "Product quantization for nearest neighbor search," *IEEE transactions on pattern analysis and machine intelligence*, vol. 33, no. 1, pp. 117–128, 2011.
- [30] Tiezheng Ge, Kaiming He, Qifa Ke, and Jian Sun, "Optimized product quantization," *IEEE transactions on pattern analysis and machine intelligence*, vol. 36, no. 4, pp. 744–755, 2014.
- [31] Josef Sivic and Andrew Zisserman, "Video google: A text retrieval approach to object matching in videos," in *null*. IEEE, 2003, p. 1470.