

Entanglement preparation and non-reciprocal excitation trapping in giant atoms by controllable dissipation and coupling

Hongwei Yu,¹ Zhihai Wang,^{1,*} and Jin-Hui Wu¹

¹*Center for Quantum Sciences and School of Physics,
Northeast Normal University, Changchun 130024, China*

We investigate the dynamics of giant atom(s) in a waveguide QED scenario, where the atom couples to the coupled resonator waveguide via two sites. For a single giant atom setup, we find that the atomic dissipation rate can be adjust by tuning its size. For the two giant atoms system, the waveguide will induce the controllable individual and collective dissipation as well as effective inter-atom coupling. As a result, we can theoretically realize the robust entangled state preparation and non-reciprocal excitation trapping. We hope our study can be applied in quantum information processing based on photonic and acoustic waveguide setup.

PACS numbers: 42.82.Et, 03.65.Yz, 42.50.Pq

The giant atom, which can be realized by superconducting qubits (artificial atoms), is a new component in the field of quantum optics [1–10]. For the giant atom, the size can be comparable to the wavelength of light and the traditional dipole approximation breaks down in light-atom interaction. The giant atom is nonlocally coupled to the waveguide via multiple connecting points and the interference effect between these points will dramatically modulate the collective behavior of the atoms. In this community, the mutual control between photon and atom is now attracting more and more attentions, both theoretically and experimentally.

The coupled resonator waveguide (CRW) is widely studied in photon based quantum network [11]. On the one hand, it supplies a channel for the travelling photon with tunable group velocity, and the single [12, 13] or few photon scattering [14, 15] has been used to construct the photon device, such as quantum transistor [16], route [17] and frequency converter [18]. On the other hand, due its exotic energy band, the CRW provides a structured environment for the atom, to form the atom-photon dressed state and control the dissipation or decoherence of the atom [19]. Meanwhile, as a data bus, the CRW can also induce the effective coupling between remote atoms [20–22], and is therefore widely used in quantum information processing.

In the giant atom-CRW coupled system, we have shown that the size of the giant atom can serve as a sensitive controller, to regulate the single-photon transmission and photonic bound state in the waveguide [23]. The further question is how to control the dissipation and indirect interaction between the giant atom(s) by its (their) own size when emerging in the environment composed by the CRW.

To tackle this issue, we first consider a system composed by a giant atom, which couples to a CRW via two distant sites. Within the Born-Markovian approximation, we show that the dissipation rate of the giant atom

can be equal or smaller than that for conventional small atom, or even surprisingly achieves zero, depending on the size of the atom. It is then generalized to the system composed by two giant atoms, we find that the collective decoherence and effective interaction is accompanied by the individual dissipation, and all of these processes are finely controllable. By making all of the waveguide induced dissipation to be zero, we propose a robust scheme to realize the entanglement preparation. More interestingly, when only the collective dissipation is suppressed, we can realize a parity-time (\mathcal{PT})-like symmetry and non-reciprocal excitation trapping for different giant atoms. However, the excitation transmission between them is on contrary reciprocal, which is dramatically different from that in the quantum system with time reversal symmetry broken [24–27].

As sketched in Fig. 1 (a), the system we consider is composed by an array of $N_c \rightarrow \infty$ coupled-resonator waveguide and a two-level system. Here, we consider a giant atom scenario, where the two-level system couples to the waveguide via two sites. In what follows of this work, we will name such a two-level system as "giant atom".

The Hamiltonian of the system is written as $H = H_c + H_I$, where ($\hbar = 1$)

$$H_c = \omega_c \sum_j a_j^\dagger a_j - \xi \sum_j (a_{j+1}^\dagger a_j + a_j^\dagger a_{j+1}), \quad (1)$$

$$H_I = \Omega |e\rangle\langle e| + J[(a_{n_1}^\dagger + a_{n_2}^\dagger)\sigma^- + \text{H.c.}] \quad (2)$$

where ω_c is the frequency of the resonators, and a_j is the bosonic annihilation operator on site j . ξ is the hopping strength between the nearest resonators. σ^\pm are the usual Pauli operators of the giant atom, and Ω is the transition frequency between the ground state $|g\rangle$ and the excited state $|e\rangle$. Here, we have considered that the giant atom couples to the waveguide via n_1 th and n_2 th resonators and performed the rotating wave approximation in the inter-resonator and atom-waveguide coupling Hamiltonian.

Introducing the Fourier transformation $a_j = \sum_k a_k e^{ikj} / \sqrt{N_c}$, the Hamiltonian of the waveguide H_c

* wangzh761@nenu.edu.cn

can be written in a diagonal form $H_c = \sum_k \omega_k a_k^\dagger a_k$ where the dispersion relation is given by $\omega_k = \omega_c - 2\xi \cos k$. The waveguide therefore supports a single photon continual band which centers at ω_c with a width of 4ξ . In this sense, the waveguide supplies a structured environment for the giant atom. When the giant atom is outside the waveguide in frequency domain, the dissipation will be suppressed due to the dispersive coupling to the waveguide. On the contrary, when the transition frequency of the giant atom locates inside the waveguide and far away from the upper and lower edges of the band, the initial excited atom will undergo an exponential decay in population. To obtain the master equation for the density matrix of the giant atom, we work in the momentum representation. Then, the atom-waveguide coupling Hamiltonian is expressed as [19]

$$H_I(t) = J \sum_{i=1}^2 [\sigma^+ E(n_i, t) e^{i\Omega t} + \sigma^- E^\dagger(n_i, t) e^{-i\Omega t}] \quad (3)$$

where $E(n_i, t) = \frac{1}{\sqrt{N_c}} \sum_k (e^{-i\omega_k t} e^{ikn_i} a_k)$. With the Born-Markovian approximation, the master equation is formally written as [28]

$$\dot{\rho}(t) = - \int_0^\infty d\tau \text{Tr}_c \{ [H_I(t), [H_I(t-\tau), \rho_c \otimes \rho(t)]] \}. \quad (4)$$

In what follows of this paper, we will consider that the giant atom is resonant with the bare resonator, that is $\Omega = \omega_c$. In this situation, after some direct calculations the master equation is finally simplified as

$$\dot{\rho} = -i\Omega[|e\rangle\langle e|, \rho] + (A + A^*)\sigma^- \rho \sigma^+ - A\sigma^+ \sigma^- \rho - A^* \rho \sigma^+ \sigma^- \quad (5)$$

where

$$A = \frac{J^2}{\xi} \left(1 + e^{i\pi N/2} \right), \quad (6)$$

with $N = |n_1 - n_2|$ characterizing the size of the giant atom.

It shows that the dissipation of the giant atom can be tuned on demand by changing its size. For example, when $N = 4m + 2$ with integral $m = 0, 1, 2, \dots$, the dissipation rate is $A = 0$, which implies that the atom will not undergo dissipation and decoherence. Therefore, we can realize a decoherence protection via a giant atom setup even when it locates inside the waveguide in energy and this protection is not possible in a traditional small atom scheme, which interacts with only one site. On the other hand, when $N = 4(m + 1)$, the dissipation rate of the giant atom becomes $\gamma = 2J^2/\xi$, which is same to that in small atom setup when the atom-waveguide coupling strength is $2J$. At last, when the size of the giant atom satisfies $N = 2m + 1$, $A = J^2(1 \pm i)/\xi$ becomes a complex number, with the real part representing the decay rate $\gamma_0 = \gamma/2$ and the imaginary part $\delta_0 = \pm\gamma_0$ representing the atom-waveguide coupling induced frequency shift. In

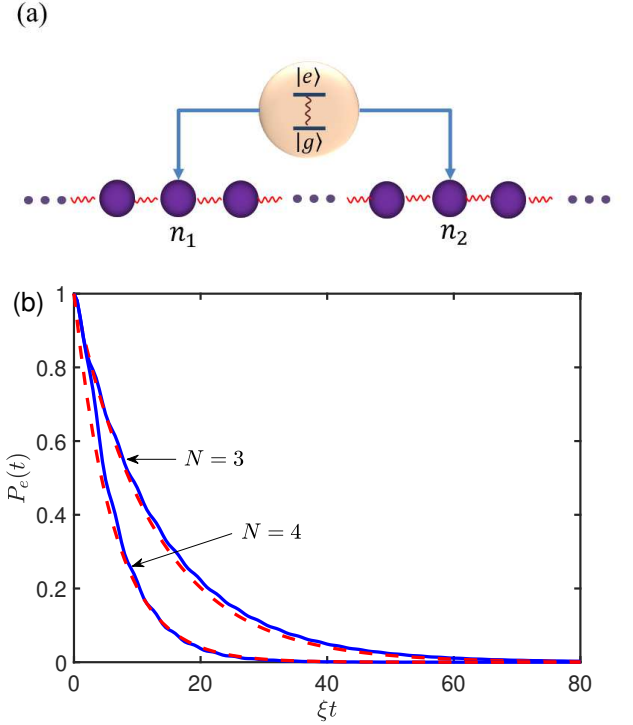


FIG. 1. (a) Sketch of the waveguide QED setup, where a giant atom is coupled to a photonic lattice via n_1 th and n_2 th sites. (b) Evolution of the excited state population $P_e(t)$ for different N . The parameters are set as $\Omega = \omega_c$, and for $N_c = 4000, \kappa/\xi = 6 \times 10^{-3}, J/\xi = 0.2$. The solid lines are the numerical results and the dashed lines show the approximate analytic result of Eq. (7).

the situation of $\delta_0 \ll |2\xi|$, the modified frequency of the giant atom is still inside the single photon band of the waveguide, and we can still describe the dynamics of the atom via the master equation in Eq. (5).

In Fig. 1(b), we plot the evolution of the excited state population

$$P_e(t) = |\langle e | \rho(t) | e \rangle| = e^{-2\text{Re}(A)t} \quad (7)$$

for the initial excited giant atom. Here, the dashed lines are the approximate results obtained by Eq. (7) and the solid lines are the numerical results by including a small loss rate κ for each resonator. The results show that for a relative large atom-waveguide coupling strength $J = 0.2\xi$, we still observe a good agreement between the approximate and the numerical results. Furthermore, Eq. (7) implies that $P_e(t) = e^{-2J^2 t/\xi}$ for $N = 3$ and $P_e(t) = e^{-4J^2 t/\xi}$ for $N = 4$. Therefore, the atom with $N = 4$ decays faster than that for $N = 3$, which is also clearly demonstrated in Fig. 1(b).

To explore the potential application of giant atom in the quantum information processing, we generalize the above discussions to the setup consisting two giant atoms.

Then, the total Hamiltonian for the system is

$$H_2 = H_c + \Omega(|e\rangle_1\langle e| + |e\rangle_2\langle e|) + J(a_{n_1}^\dagger \sigma_1^- + a_{n_2}^\dagger \sigma_1^- + \text{H.c.}) + J(a_{m_1}^\dagger \sigma_2^- + a_{m_2}^\dagger \sigma_2^- + \text{H.c.}), \quad (8)$$

which implies that the first atom couples to the waveguide at n_1 th and n_2 th sites, while the second atom couples to the waveguide at m_1 th and m_2 th sites. Similar to the treatment for the single giant atom, we can obtain the master equation as

$$\dot{\rho} = -i[\mathcal{H}, \rho] + \sum_{i,j=1}^2 \frac{\Gamma_{ij}}{2} (2\sigma_j^- \rho \sigma_i^+ - \sigma_i^+ \sigma_j^- \rho - \rho \sigma_i^+ \sigma_j^-), \quad (9)$$

where the coherent coupling between the two atoms is described by the Hamiltonian

$$\mathcal{H} = \sum_{i=1}^2 \left(\Omega + \frac{U_{ii}}{2} \right) |e\rangle_i \langle e| + \frac{U_{12}}{2} (\sigma_1^+ \sigma_2^- + \text{H.c.}). \quad (10)$$

In the above equations, we have defined $U_{ij} := 2\text{Im}(A_{ij})$, $\Gamma_{ij} := 2\text{Re}(A_{ij})$ and

$$A_{11} = \frac{J^2}{\xi} (1 + e^{i\frac{\pi}{2}|n_1-n_2|}), \quad (11a)$$

$$A_{22} = \frac{J^2}{\xi} (1 + e^{i\frac{\pi}{2}|m_1-m_2|}), \quad (11b)$$

$$A_{12} = A_{21} = \frac{J^2}{2\xi} \sum_{i,j=1}^2 e^{i\frac{\pi}{2}|n_i-m_j|}. \quad (11c)$$

It shows that the individual dissipation rate (Γ_{11} and Γ_{22}) and frequency shift (U_{11} and U_{22}) of the two giant atoms are determined by the size of each giant atom. Furthermore, the waveguide can also serve as a data bus, to induce the interaction and collective dissipation between two giant atoms and the rates are given by U_{12} and Γ_{12} , respectively. They are determined by both of the size of the two giant atoms and their relative locations. Taking the advantage of tunable nature of A_{ij} by the formulation of the giant atom, we will show two applications in quantum information processing in what follows.

As the first application, we discuss the entangled state preparation. We can appropriately choose n_1, n_2, m_1, m_2 such that it satisfies $\Gamma_{11} = \Gamma_{22} = U_{11} = U_{22} = \Gamma_{12} = 0$ and $U_{12} = 2\gamma = 4J^2/\xi$. In this situation, the waveguide will only induce the interaction between the two giant atoms. As a result, the master equation in the rotating frame defined by the free term of atoms is reduced into $\dot{\rho} = -i[H_0, \rho]$ with

$$H_0 = \gamma(\sigma_1^+ \sigma_2^- + \sigma_2^+ \sigma_1^-). \quad (12)$$

Preparing the initial state as $|\psi(0)\rangle = |e; g\rangle$, which represents that the first atom is in the excited state while the second one is in the ground state. At an arbitrary

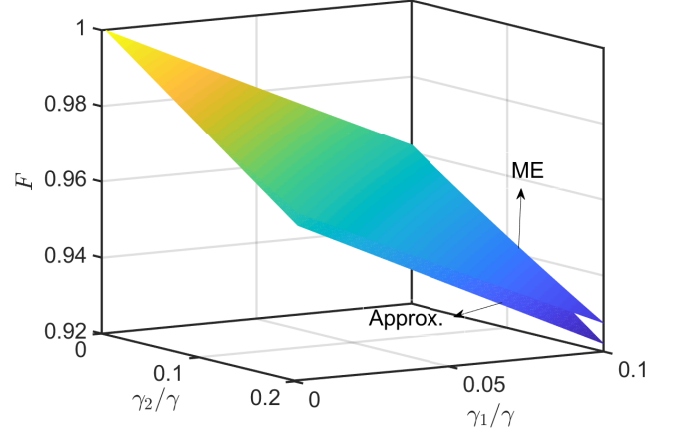


FIG. 2. The fidelity for entangled state preparation.

moment t , the wave function of two giant atom system becomes

$$|\psi\rangle = \cos(\gamma t) |e; g\rangle - i \sin(\gamma t) |g; e\rangle. \quad (13)$$

Choosing the evolution time $t = \pi/(4\gamma)$, we can achieve the maximum entangled state $|\psi\rangle = |e; g\rangle - i |g; e\rangle)/\sqrt{2}$.

In the above entangled state preparation scheme, we have only considered the effect of the waveguide. In fact, the atoms also inevitably interact to the external environment. In such case, the dynamics of the system is governed by the master equation

$$\begin{aligned} \dot{\rho} = & -i[H_0, \rho] \\ & + \frac{\gamma_1}{2} \sum_{i=1}^2 (2\sigma_i^- \rho \sigma_i^+ - \sigma_i^+ \sigma_i^- \rho - \rho \sigma_i^+ \sigma_i^-) \\ & + \frac{\gamma_2}{2} (\sigma_1^z \rho \sigma_1^z + \sigma_2^z \rho \sigma_2^z - 2\rho). \end{aligned} \quad (14)$$

Here, the first line represents the unitary evolution mediated by the waveguide. The second line represents the dissipation/decoherence process with rate γ_1 and the third line represents the pure dephasing process with rate γ_2 .

In our consideration, the effect of the external environment is much smaller than that induced by the waveguide, that is, $(\gamma_1, \gamma_2) \ll \gamma$. Up to the first order of γ_1/γ and γ_2/γ , the fidelity for the entangled state preparation is approximated as

$$F = \sqrt{\langle \psi | \rho(t = \frac{\pi}{4\gamma}) | \psi \rangle} \approx 1 - \frac{\pi}{8\gamma} \gamma_1 - \frac{\pi}{16\gamma} \gamma_2. \quad (15)$$

It shows that the coupling to the external environment is harmful for the entangled state preparation in our system and the decoherence process dominates the pure dephasing process in decreasing the fidelity. In Fig. 2, we plot the fidelity as a function of γ_1 and γ_2 by comparing the exact numerical result based on the master equation

and the approximate result given in Eq. (15). It shows that, even for $\gamma_1 = 0.1\gamma$, $\gamma_2 = 0.2\gamma$, the approximate still works well and the fidelity is still higher than 92%, it therefore shows the robustness to the external environment.

Next, let us discuss the application in demonstrating the \mathcal{PT} -like symmetry physics and non-reciprocal excitation trapping. On contrary to the entangled state preparation scheme, we here set $U_{11} = U_{22} = \Gamma_{12} = 0$ and $U_{12} = 2\gamma$, that is, the two atoms effectively interact with each other and undergo individual dissipations. The dynamics is then governed by the master equation (in the rotating frame)

$$\begin{aligned} \dot{\rho} = & -i[H_0, \rho] + \frac{\Gamma_{11}}{2}(2\sigma_1^- \rho \sigma_1^+ - \sigma_1^+ \sigma_1^- \rho - \rho \sigma_1^+ \sigma_1^-) \\ & + \frac{\Gamma_{22}}{2}(2\sigma_2^- \rho \sigma_2^+ - \sigma_2^+ \sigma_2^- \rho - \rho \sigma_2^+ \sigma_2^-), \end{aligned} \quad (16)$$

where the Hamiltonian H_0 is given in Eq. (12).

We now consider that only one atom is excited initially, and explore the probability for trapping the excitation at the same atom. When the initial excitation is at the first atom, that is, $|\psi_1(0)\rangle = |e; g\rangle$, the trapping population is obtained as

$$\begin{aligned} P_1(t) &= \text{Tr}[|e\rangle_1 \langle e| \rho_1(t)] \\ &= \frac{e^{-\frac{\delta t}{2}}}{2K} [(\Delta^2 - 8\gamma^2)M_+(t) + \sqrt{K}\Delta M_-(t) - 16\gamma^2] \end{aligned} \quad (17)$$

where $\rho_1(t)$ is the density matrix at time t , $\delta = \Gamma_{11} + \Gamma_{22}$, $\Delta = \Gamma_{11} - \Gamma_{22}$, and

$$K = \Delta^2 - 16\gamma^2, \quad (18)$$

$$M_{\pm}(t) = e^{-\frac{\sqrt{K}t}{2}} \pm e^{\frac{\sqrt{K}t}{2}}. \quad (19)$$

It immediately follows that, the trapping population decays with time due to the dissipation of the two atoms. However, the decay behavior is also dependent on the competition between the dissipation and coupling. For the situation of $|\Delta| < 4\gamma$, $P_1(t)$ will undergo small oscillation during the decay, while the oscillation will disappear as $|\Delta| > 4\gamma$, the different behaviors can be observed clearly in Fig. 3(a), where the dynamical evolution of the population is plotted for different Γ_{11} and Γ_{22} . The change from the oscillation decay to non-oscillation decay can be physically explained by the \mathcal{PT} -like symmetry phase transition. To understand it intuitively, we describe the system by the non-Hermitian Hamiltonian phenomenologically by neglecting the jumping term in the master equation [Eq. (16)]. In this sense, the effective Hamiltonian which governs the dynamics can be written as

$$H_{\text{eff}} = \gamma(\sigma_1^+ \sigma_2^- + \sigma_2^+ \sigma_1^-) - \frac{i\Gamma_{11}}{2}|e\rangle_1 \langle e| - \frac{i\Gamma_{22}}{2}|e\rangle_2 \langle e|. \quad (20)$$

In the single excitation subspace, the eigen frequencies are

$$\omega_{\pm} = -i\frac{\delta}{4} \pm \frac{\sqrt{-K}}{4}. \quad (21)$$

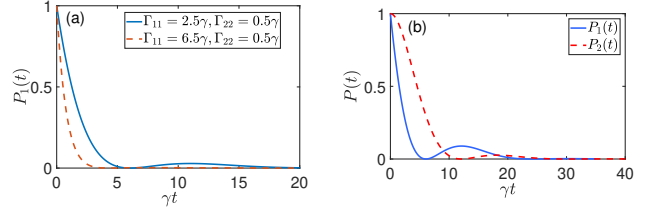


FIG. 3. (a) The trapping population $P_1(t)$. (b) The demonstration of non-reciprocal excitation trapping. The parameters for (b) is set as $\Gamma_{11} = 0$, $\Gamma_{22} = 2\gamma$.

It shows that the system will undergo a \mathcal{PT} -like phase transition as K moves from negative value to positive value. In the \mathcal{PT} -like symmetry phase with $K < 0$ ($|\Delta| < 4\gamma$), the imaginary parts of ω_{\pm} are coincided but the real parts depart, and $M_+ \sim \cos(\alpha t/2)$, $M_- \sim \sin(\alpha t/2)$ with $\alpha = \sqrt{|K|}$. As a result, the dynamics shows an oscillation. In the \mathcal{PT} -like symmetry broken phase with $K > 0$ ($|\Delta| > 4\gamma$), the real parts of ω_{\pm} disappears and the imaginary parts depart with $M_+ \sim \cosh(\alpha t/2)$, $M_- \sim \sinh(\alpha t/2)$, corresponding to a pure decay dynamical behavior.

We would like to point that, in our scheme, the atom is resonant with the resonators in the waveguide, Γ_{11} and Γ_{22} can only be taken as 0 or 2γ , so that the nonzero Δ only yields $|\Delta| = 2\gamma < 4\gamma$. That is, we can only work in the \mathcal{PT} -like symmetry phase, and observe the oscillation decay in our system. Meanwhile, we have used the non-Hermitian Hamiltonian H_{eff} to analyze \mathcal{PT} -like phase transition physics from the viewpoint of the eigen frequency. As for the dynamics, the non-Hermitian Hamiltonian only works well in the single excitation subspace, which implies the jump term in the master equation will not take effect. But this is not the case for multiple excitations. For example, when the initial state is prepared as $|\psi(0)\rangle = |e; e\rangle$, the correct dynamics behavior can be given by the master equation but not H_{eff} , because the trace preservation is broken by the non-Hermitian terms.

We now consider that the second atom is excited initially, with $|\psi_2(0)\rangle = |g; e\rangle$. Then, the trapping population becomes

$$\begin{aligned} P_2(t) &= \text{Tr}[|e\rangle_2 \langle e| \rho_2(t)] \\ &= \frac{e^{-\frac{\delta t}{2}}}{2K^2} [(\Delta^2 - 8\gamma^2)M_+(t) - \sqrt{K}\Delta M_-(t) - 16\gamma^2], \end{aligned} \quad (22)$$

where $\rho_2(t)$ is the density matrix.

We plot the comparison between $P_1(t)$ and $P_2(t)$ in Fig. 3(b) for the achieved parameters in our giant atom scheme. It clearly shows a non-reciprocal excitation trapping behavior in that $P_1(t) \neq P_2(t)$. This fact can also be observed by the different signs before the second term of the second lines in Eqs. (17) and (22). It implies that the different decay rates of the two atoms lead to the non-reciprocal excitation trapping.

Interestingly, dramatically different from the unidirectional transmission in most of \mathcal{PT} symmetry system [26, 27], we here observe a reciprocal excitation transmission, that is,

$$T = \text{Tr}[[e]_2 \langle e | \rho_1(t) \rangle] = \text{Tr}[[e]_1 \langle e | \rho_2(t) \rangle] \\ = \frac{4\gamma^2}{K} e^{-\frac{\delta t}{2}} (e^{\frac{Kt}{2}} + e^{-\frac{Kt}{2}} - 2). \quad (23)$$

It is obvious that the excitation transmission rate T depends on K via Δ^2 , but the trapping population $P_1(t)$ and $P_2(t)$ depend not only on Δ^2 , but also Δ . As a result, the latter one shows non-reciprocal behavior but the former is reciprocal.

In conclusion, we have investigated the controllable dissipation of giant atom and its potential applications in a waveguide QED system. We show that the decay rate of the giant atom can be well controlled by changing its size, that is, the distance between two connecting points with the waveguide. With the state-of-art exper-

imental feasibility, we propose a robust entangled state preparation scheme. More interestingly, we find the non-reciprocal excitation trapping but reciprocal transmission in the two giant atom setup by subtly tuning their size of relative position.

We need to point out that, we have restricted ourselves in the parameter regime where the Markovian approximation works well. It is also beneficial to study the non-Markovian effect when the time delay of the photon transmission [3, 6] between the two connecting points can not be neglected, or the atom is resonant with the edge of waveguide band in energy [29, 30]. In addition, the realization of giant atom is not only limited in photonic waveguide, but also in acoustic system [31–34] and has been theoretically proposed in cold atom system [9]. Therefore, we hope that our investigation has potential application in quantum information processing in these physical systems.

This work is supported by National Natural Science Foundation of China (Grant No. 11875011, No. 12047566 and No. 11674049).

-
- [1] Petroskya T and Subbiaha S 2003 *Physical E* **19** 230
 - [2] Kockum A F, Delsing P and Johansson G 2014 *Phys. Rev. A* **90** 013837
 - [3] Guo L, Grimsom A, Kockum A F, Pletyukhov M and Johansson G 2017 *Phys. Rev. A* **95** 053821
 - [4] Kockum A F, Johansson G and Nori F 2018 *Phys. Rev. Lett.* **120** 140404
 - [5] Türschmann P, Jeannic H L, Simonsen S F, Haakha H R, Götzinger S, Sandoghdar V, Lodahl P and Rotenberg N 2019 *Nanophotonics* **8** 1641
 - [6] Andersson G, Suri B, Guo L, Aref T and Delsing P 2019 *Nat. Phys.* **15** 1123
 - [7] Tudela A G, Muñoz C S and Cirac J I 2019 *Phys. Rev. Lett.* **122** 203603
 - [8] Guo L, Kockum A F, Marquardt F and Johansson G 2020 *Phys. Rev. Research* **2** 043014
 - [9] Guo S, Wang Y, Purdy T and Taylor J 2020 *Phys. Rev. A* **102** 033706
 - [10] Kannan B *et al.* 2020 *Nature* **583** 775
 - [11] Kimble H J 2008 *Nature* **453** 1023
 - [12] Shen J T and Fan S 2005 *Phys. Rev. Lett.* **95** 213001
 - [13] Chang D E, Sørensen A S, Demler E A and Lukin M D 2007 *Nat. Phys.* **3** 807
 - [14] Longo P, Schmitteckert P and Busch K 2010 *Phys. Rev. Lett.* **104** 023602
 - [15] Shi T, Chang Y and García-Ripoll J J 2018 *Phys. Rev. Lett.* **120** 153602
 - [16] Zhou L, Gong Z R, Liu Y X, Sun C P and Nori F 2008 *Phys. Rev. Lett.* **101** 100501
 - [17] Zhou L, Yang L P, Li Y and Sun C P 2013 *Phys. Rev. Lett.* **111** 103604
 - [18] Wang Z H, Zhou L, Li Y and Sun C P 2014 *Phys. Rev. A* **89** 053813
 - [19] Calajó G, Ciccarello F, Chang D and Rabl P 2016 *Phys. Rev. A* **93** 033833
 - [20] Zheng H and Baranger H U 2013 *Phys. Rev. Lett.* **110** 113601
 - [21] Shahmoon E and Kurizki G 2013 *Phys. Rev. A* **87** 033831
 - [22] Facchi P, Kim M S, Pascazio S, Pepe F V, Pomarico D and Tufarelli T 2016 *Phys. Rev. A* **94** 043839
 - [23] Zhao W and Wang Z 2020 *Phys. Rev. A* **101** 053855
 - [24] Wang D W, Zhou H T, Guo M J, Zhang J X, Evers J and Zhu S Y 2013 *Phys. Rev. Lett.* **110** 093901
 - [25] Wu J H, Artoni M and La Rocca G C 2014 *Phys. Rev. Lett.* **113** 123004
 - [26] Peng B, Özdemir S K, Lei F, Monifi F, Gianfreda M, Long G L, Fan S, Nori F, Bender C M and Yang L 2014 *Nat. Phys.* **10** 394
 - [27] Chang L, Jiang X, Hua S, Yang C, Wen J, Jiang L, Li G, Wang G and Xiao M 2014 *Nat. Photonics* **8** 524
 - [28] Breuer H and Petruccione F 2002 *The Theory of Open Quantum Systems* (Oxford: Oxford University Press)
 - [29] Vega de I, Alonso D and Gaspard P 2005 *Phys. Rev. A* **71** 023812
 - [30] Vega de I and Alonso D 2008 *Phys. Rev. A* **77** 043836
 - [31] Datta S, *Surface Acoustic Wave Devices*, (Prentice-Hall, Englewood Cliffs, NJ, 1986).
 - [32] Morgan D, *Surface Acoustic Wave Filters*, 2nd ed. (Academic, Amsterdam, 2007).
 - [33] Gustafsson M V, Aref T, Kockum A F, Ekström M K, Johansson G and Delsing P 2014 *Science* **346** 207
 - [34] Manenti R, Kockum A F, Patterson A, Behrle T, Rahamim J, Tancredi G, Nori F and Leek P J 2017 *Nat. Comm.* **8** 975