

Self-Supervised Hypergraph Convolutional Networks for Session-based Recommendation

Xin Xia¹, Hongzhi Yin^{1*}, Junliang Yu¹, Qinyong Wang¹, Lizhen Cui², Xiangliang Zhang³

¹The University of Queensland,

²Shandong University,

³King Abdullah University of Science and Technology

{x.xia, h.yin1, jl.yu, qinyong.wang}@uq.edu.au, clz@sdu.edu.cn, xiangliang.zhang@kaust.edu.sa

Abstract

Session-based recommendation (SBR) focuses on next-item prediction at a certain time point. As user profiles are generally not available in this scenario, capturing the user intent lying in the item transitions plays a pivotal role. Recent graph neural networks (GNNs) based SBR methods regard the item transitions as pairwise relations, which neglect the complex high-order information among items. Hypergraph provides a natural way to capture beyond-pairwise relations, while its potential for SBR has remained unexplored. In this paper, we fill this gap by modeling session-based data as a hypergraph and then propose a hypergraph convolutional network to improve SBR. Moreover, to enhance hypergraph modeling, we devise another graph convolutional network which is based on the line graph of the hypergraph and then integrate self-supervised learning into the training of the networks by maximizing mutual information between the session representations learned via the two networks, serving as an auxiliary task to improve the recommendation task. Since the two types of networks both are based on hypergraph, which can be seen as two channels for hypergraph modeling, we name our model **DHCN** (Dual Channel Hypergraph Convolutional Networks). Extensive experiments on three benchmark datasets demonstrate the superiority of our model over the SOTA methods, and the results validate the effectiveness of hypergraph modeling and self-supervised task. The implementation of our model is available via <https://github.com/xiaxin1998/DHCN>.

Introduction

Session-based recommendation (SBR) is an emerging recommendation paradigm, where long-term user profiles are usually not available (Wang, Cao, and Wang 2019; Guo et al. 2019). Generally, a session is a transaction with multiple purchased items in one shopping event, and SBR focuses on next-item prediction by using the real-time user behaviors. Most of the research efforts in this area regard the sessions as ordered sequences, among which recurrent neural networks (RNNs) based (Hidasi et al. 2015; Jannach and Ludewig 2017; Hidasi and Karatzoglou 2018) and graph neural networks (GNNs) (Wu et al. 2020) based approaches have shown great performance.

In RNNs-based approaches, modeling session-based data as unidirectional sequences is deemed as the key to success, since the data is usually generated in a short period of time and is likely to be temporally dependent. However, this assumption may also trap these RNNs-based models because it ignores the coherence of items. Actually, unlike linguistic sequences which are generated in a strictly-ordered way, among user behaviors, there may be no such strict chronological order. For example, on Spotify¹, a user can choose to shuffle an album or play it in order, which generates two different listening records. However, both of these two play modes serialize the same set of songs. In other words, reversing the order of two items in this case would not lead to a distortion of user preference. Instead, strictly and solely modeling the relative orders of items and ignoring the coherence of items would probably make the recommendation models prone to overfitting.

Recently, the effectiveness of graph neural networks (GNNs) (Wu et al. 2020; Yu et al. 2020; Yin et al. 2019) has been reported in many areas including SBR. Unlike the RNNs-based recommendation method, the GNNs-based approaches (Wu et al. 2019b; Xu et al. 2019; Qiu et al. 2020b) model session-based data as directed subgraphs and item transitions as pairwise relations, which slightly relaxes the assumption of temporal dependence between consecutive items. However, existing models only show trivial improvements compared with RNNs-based methods. The potential reason is that they neglect the complex item correlations in session-based data. In real scenarios, an item transition is often triggered by the joint effect of previous item clicks, and many-to-many and high-order relations exist among items. Obviously, simple graphs are incapable of depicting such set-like relations.

To overcome these issues, we propose a novel SBR approach upon hypergraph to model the high-order relations among items within sessions. Conceptually, a hypergraph (Bretto 2013) is composed of a vertex set and a hyperedge set, where a hyperedge can connect any numbers of vertices, which can be used to encode high-order data correlations. We also assume that items in a session are temporally correlated but not strictly sequentially dependent. The characteristics of hyperedge perfectly fit our assumption as hyperedge

*Corresponding author

Copyright © 2021, Association for the Advancement of Artificial Intelligence (www.aaai.org). All rights reserved.

¹<https://www.spotify.com/>

is set-like, which emphasizes coherence of the involved elements rather than relative orders. Therefore, it provides us with a flexibility and capability to capture complex interactions in sessions. Technically, we first model each session as a hyperedge in which all the items are connected with each other, and different hyperedges, which are connected via shared items, constitute the hypergraph that contains the item-level high-order correlations. Figure 1 illustrates the hypergraph construction and the pipeline of the proposed method.

By stacking multiple layers in the hypergraph channel, we can borrow the strengths of hypergraph convolution to generate high-quality recommendation results. However, since each hyperedge only contains a limited number of items, the inherent data sparsity issue might limit the benefits brought by hypergraph modeling. To address this problem, we introduce line graph channel and innovatively integrate self-supervised learning (Hjelm et al. 2018) into our model to enhance hypergraph modeling. A line graph is built based on the hypergraph by modeling each hyperedge as a node and focuses on the connectivity of hyperedges, which depicts the session-level relations. After that, a **Dual Hypergraph Convolutional Network (DHCN)** is developed in this paper with its two channels over the two graphs. Intuitively, the two channels in our network can be seen as two different views that describe the intra- and inter- information of sessions, while each of them knows little information of the other. By maximizing the mutual information between the session representations learned via the two channels through self-supervised learning, the two channels can acquire new information from each other to improve their own performance in item/session feature extraction. We then unify the recommendation task and the self-supervised task under a *primary&auxiliary* learning framework. By jointly optimizing the two tasks, the performance of the recommendation task achieves decent gains.

Overall, the main contributions of this work are summarized as follows:

- We propose a novel dual channel hypergraph convolutional network for SBR, which can capture the beyond-pairwise relations among items through hypergraph modeling.
- We innovatively integrate a self-supervised task into the training of our network to enhance hypergraph modeling and improve the recommendation task.
- Extensive experiments show that our proposed model has overwhelming superiority over the state-of-the-art baselines and achieves statistically significant improvements on benchmark datasets.

Related Work

Session-based Recommendation

The initial exploration of SBR mainly focuses on sequence modeling, where Markov decision process is the preferred technique at this phase. (Shani, Heckerman, and Brafman 2005; Rendle, Freudenthaler, and Schmidt-Thieme 2010; Zimdars, Chickering, and Meek 2013) are the representative

works of this line of research. The boom of deep learning provides alternatives to exploit sequential data. Deep learning models such as recurrent neural networks (Hochreiter and Schmidhuber 1997; Cho et al. 2014) and convolutional neural networks (Tuan and Phuong 2017) have subsequently been applied to SBR and achieved great success. (Hidasi et al. 2015; Tan, Xu, and Liu 2016; Li et al. 2017; Liu et al. 2018) are the classical RNNs-based models which borrow the strengths of RNNs to model session-based data.

Graph Neural Networks (GNNs) (Wu et al. 2020; Zhou et al. 2018) recently have drawn increasing attention and their applications in SBR also have shown promising results (Wang et al. 2020b,c; Yuan et al. 2019; Chen and Wong 2020). Unlike RNNs-based approaches working on sequential data, GNNs-based methods learn item transitions over session-induced graphs. SR-GNN (Wu et al. 2019b) is the pioneering work which uses a gated graph neural network to model sessions as graph-structured data. GC-SAN (Xu et al. 2019) employs self-attention mechanism to capture item dependencies via graph information aggregation. FGNN (Qiu et al. 2019) constructs a session graph to learn item transition pattern and rethinks the sequence order of items in SBR. GCE-GNN (Wang et al. 2020c) conduct graph convolution on both the single session graph and the global session graph to learn session-level and global-level embeddings. Although these studies demonstrate that GNN-based models outperform other approaches including RNNs-based ones, they all fail to capture the complex and higher-order item correlations.

Hypergraph Learning

Hypergraph provides a natural way to capture complex high-order relations. With the boom of deep learning, hypergraph neural network also have received much attention. HGNN (Feng et al. 2019) and HyperGCN (Yadati et al. 2019) are the first to apply graph convolution to hypergraph. (Jiang et al. 2019) proposed a dynamic hypergraph neural network and (Bandyopadhyay, Das, and Murty 2020) developed the line hypergraph convolutional networks.

There are also a few studies combining hypergraph learning with recommender systems (Bu et al. 2010; Li and Li 2013). The most relevant work to ours is HyperRec (Wang et al. 2020a), which uses hypergraph to model the short-term user preference for next-item recommendation. However, it does not exploit inter-hyperedge information and is not designed for session-based scenarios. Besides, the high complexity of this model makes it impossible to be deployed in real scenarios. Currently, there is no research bridging hypergraph neural networks and SBR, and we are the first to fill this gap.

Self-supervised Learning

Self-supervised learning (Hjelm et al. 2018) is an emerging machine learning paradigm which aims to learn the data representation from the raw data. It was firstly used in visual representation learning (Bachman, Hjelm, and Buchwalter 2019). The latest advances in this area extend self-supervised learning to graph representation learning (Velickovic et al. 2019). The dominant paradigm based on con-

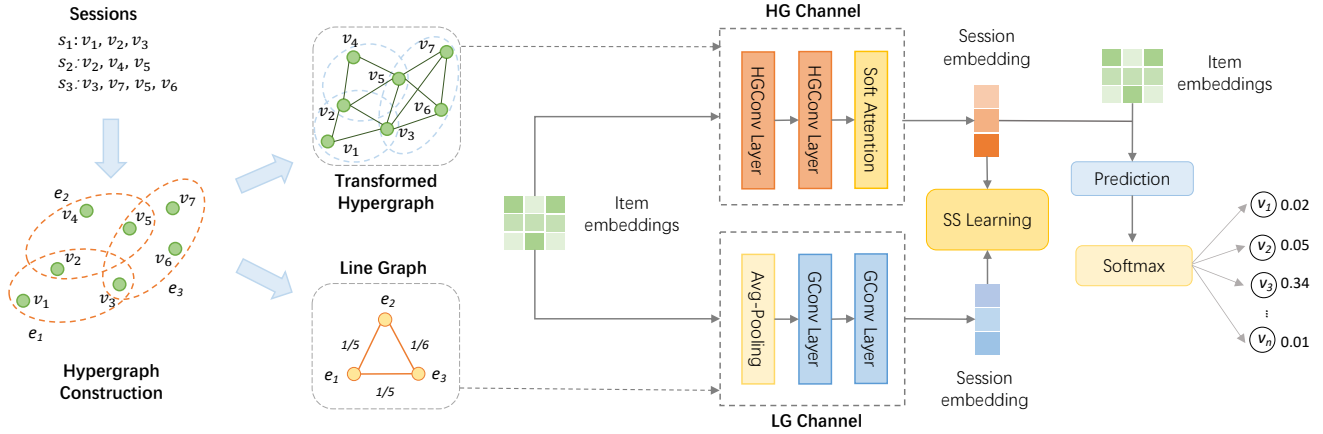


Figure 1: The construction of hypergraph and the pipeline of the proposed DHCN model.

trastive learning (Hassani and Khasahmadi 2020; Qiu et al. 2020a) suggests that contrasting congruent and incongruent views of graphs with mutual information maximization can help encode rich graph/node representations.

As self-supervised learning is still in its infancy, there are only several studies combining it with recommender systems (Zhou et al. 2020; Ma et al. 2020; Xin et al. 2020). The most relevant work to ours is S^3 -Rec (Zhou et al. 2020) for sequential recommendation, which uses feature mask to create self-supervision signals. But it is not applicable to SBR since the session data is very sparse and masking features cannot generate strong self-supervision signals. Currently, the potentials of self-supervised learning for hypergraph representation learning and SBR have not been investigated. We are the first to integrate self-supervised learning into the scenarios of SBR and hypergraph modeling.

The Proposed Method

In this section, we first introduce the notions and definitions used throughout this paper, and then we show how session-based data is modeled as a hypergraph. After that, we present our hypergraph convolutional network for SBR. Finally, we devise the line graph channel and integrate self-supervised learning into the dual channel network to enhance hypergraph modeling.

Notations and Definitions

Let $I = \{i_1, i_2, i_3, \dots, i_N\}$ denote the set of items, where N is the number of items. Each session is represented as a set $s = [i_{s,1}, i_{s,2}, i_{s,3}, \dots, i_{s,m}]$ and $i_{s,k} \in I (1 \leq k \leq m)$ represents an interacted item of an anonymous user within the session s . We embed each item $i \in I$ into the same space and let $\mathbf{x}_i^{(l)} \in \mathbb{R}^{d^l}$ denote the vector representation of item i of dimension d^l in the l -th layer of a deep neural network. The representation of the whole item set is denoted as $\mathbf{X}^{(l)} \in \mathbb{R}^{N \times d^l}$. Each session s is represented by a vector \mathbf{s} . The task of SBR is to predict the next item, namely $i_{s,m+1}$, for any given session s .

Definition 1. Hypergraph. Let $G = (V, E)$ denote a hypergraph, where V is a set containing N unique vertices

and E is a set containing M hyperedges. Each hyperedge $\epsilon \in E$ contains two or more vertices and is assigned a positive weight $W_{\epsilon\epsilon}$, and all the weights formulate a diagonal matrix $\mathbf{W} \in \mathbb{R}^{M \times M}$. The hypergraph can be represented by an incidence matrix $\mathbf{H} \in \mathbb{R}^{N \times M}$ where $H_{i\epsilon} = 1$ if the hyperedge $\epsilon \in E$ contains a vertex $v_i \in V$, otherwise 0. For each vertex and hyperedge, their degree D_{ii} and $B_{\epsilon\epsilon}$ are respectively defined as $D_{ii} = \sum_{\epsilon=1}^M W_{\epsilon\epsilon} H_{i\epsilon}$; $B_{\epsilon\epsilon} = \sum_{i=1}^N H_{i\epsilon}$. \mathbf{D} and \mathbf{B} are diagonal matrices.

Definition 2. Line graph of hypergraph. Given the hypergraph $G = (V, E)$, the line graph of the hypergraph $L(G)$ is a graph where each node of $L(G)$ is a hyperedge in G and two nodes of $L(G)$ are connected if their corresponding hyperedges in G share at least one common node (Whitney 1992). Formally, $L(G) = (V_L, E_L)$ where $V_L = \{v_e : v_e \in E\}$, and $E_L = \{(v_{e_p}, v_{e_q}) : e_p, e_q \in E, |e_p \cap e_q| \geq 1\}$. We assign each edge (v_{e_p}, v_{e_q}) a weight $W_{p,q}$, where $W_{p,q} = |e_p \cap e_q| / |e_p \cup e_q|$.

Hypergraph Construction

To capture the beyond pairwise relations in session-based recommendation, we adopt a hypergraph $G = (V, E)$ to represent each session as a hyperedge. Formally, we denote each hyperedge as $[i_{s,1}, i_{s,2}, i_{s,3}, \dots, i_{s,m}] \in E$ and each item $i_{s,m} \in V$. The changes of data structure before and after hypergraph construction are shown in the left part of Figure 1. As illustrated, the original session data is organized as linear sequences where two items $i_{s,m-1}, i_{s,m}$ are connected only if a user interacted with item $i_{s,m-1}$ before item $i_{s,m}$. After transforming the session data into a hypergraph, any two items clicked in a session are connected. It should be noted that we transform the session sequences into an undirected graph, which is in line with our intuition that items in a session are temporally related instead of sequentially dependent. By doing so, we manage to concretize the many-to-many high-order relations. Besides, we further induce the line graph of the hypergraph according to Definition 2. Each session is modeled as a node and different sessions are connected via shared items. Compared with the hypergraph which depicts the item-level high-order relations, the line graph describes the session-level relations that are

also termed cross-session information.

Hypergraph Convolutional Network

After the hypergraph construction, we develop a hypergraph convolutional network to capture both the item-level high-order relations.

Hypergraph Channel and Convolution The primary challenge of defining a convolution operation over the hypergraph is how the embeddings of items are propagated. Referring to the spectral hypergraph convolution proposed in (Feng et al. 2019), we define our hypergraph convolution as:

$$\mathbf{x}_i^{(l+1)} = \sum_{j=1}^N \sum_{\epsilon=1}^M H_{i\epsilon} H_{j\epsilon} W_{\epsilon\epsilon} \mathbf{x}_j^{(l)}. \quad (1)$$

Following the suggestions in (Wu et al. 2019a), we do not use nonlinear activation function and the convolution filter parameter matrix. For $W_{\epsilon\epsilon}$, we assign each hyperedge the same weight 1. The matrix form of Eq. (1) with row normalization is:

$$\mathbf{X}_h^{(l+1)} = \mathbf{D}^{-1} \mathbf{H} \mathbf{W} \mathbf{B}^{-1} \mathbf{H}^T \mathbf{X}_h^{(l)}. \quad (2)$$

The hypergraph convolution can be viewed as a two-stage refinement performing ‘node-hyperedge-node’ feature transformation upon hypergraph structure. The multiplication operation $\mathbf{H}^T \mathbf{X}_h^{(l)}$ defines the information aggregation from nodes to hyperedges and then premultiplying \mathbf{H} is viewed to aggregate information from hyperedges to nodes.

After passing $\mathbf{X}^{(0)}$ through L hypergraph convolutional layer, we average the items embeddings obtained at each layer to get the final item embeddings $\mathbf{X}_h = \frac{1}{L+1} \sum_{l=0}^L \mathbf{X}_h^{(l)}$. Although this work mainly emphasizes the importance of the coherence of a session, the temporal information is also inevitable for better recommendation results. Position Embeddings is an effective technique which was introduced in Transformer (Vaswani et al. 2017) and has been applied in many situations for the memory of position information of items. In our method, we integrate the reversed position embeddings with the learned item representations by a learnable position matrix $\mathbf{P}_r = [\mathbf{p}_1, \mathbf{p}_2, \mathbf{p}_3, \dots, \mathbf{p}_m]$, where m is the length of the current session. The embedding of t -th item in session $s = [i_{s,1}, i_{s,2}, i_{s,3}, \dots, i_{s,m}]$ is:

$$\mathbf{x}_t^* = \tanh(\mathbf{W}_1 [\mathbf{x}_t \parallel \mathbf{p}_{m-i+1}] + \mathbf{b}), \quad (3)$$

where $\mathbf{W}_1 \in \mathbb{R}^{d \times 2d}$, and $\mathbf{b} \in \mathbb{R}^d$ are learnable parameters.

Session embeddings can be represented by aggregating representation of items in that session. We follow the strategy used in SR-GNN (Wu et al. 2019b) to refine the embedding of session $s = [i_{s,1}, i_{s,2}, i_{s,3}, \dots, i_{s,m}]$:

$$\alpha_t = \mathbf{f}^T \sigma(\mathbf{W}_2 \mathbf{x}_s^* + \mathbf{W}_3 \mathbf{x}_t^* + \mathbf{c}), \theta_h = \sum_{t=1}^m \alpha_t \mathbf{x}_t \quad (4)$$

where \mathbf{x}_s^* is the embedding of session s and here it is represented by averaging the embeddings of items it contains, which is $\mathbf{x}_s^* = \frac{1}{m} \sum_{t=1}^m \mathbf{x}_t$, and \mathbf{x}_t^* is the embedding of the t -th item in session s . User’s general interest embedding θ_h

across this session is represented by aggregating item embeddings through a soft-attention mechanism where items have different levels of priorities. $\mathbf{f} \in \mathbb{R}^d$, $\mathbf{W}_2 \in \mathbb{R}^{d \times d}$ and $\mathbf{W}_3 \in \mathbb{R}^{d \times d}$ are attention parameters used to learn the item weight α_t . Note that, following our motivation in Section I, we abandon the sequence modeling techniques like GRU units and self-attention used in other SBR models. The position embedding is the only temporal factor we use, and hence our model is very efficient and lightweight.

Model Optimization and Recommendation Generation

Given a session s , we compute scores $\hat{\mathbf{z}}$ for all the candidate items $i \in I$ by doing inner product between the item embedding \mathbf{X}_h learned from hypergraph channel and θ_h :

$$\hat{\mathbf{z}}_i = \theta_h^T \mathbf{x}_i. \quad (5)$$

After that, a softmax function is applied to compute the probabilities of each item being the next one in the session:

$$\hat{\mathbf{y}} = \text{softmax}(\hat{\mathbf{z}}). \quad (6)$$

We formulate the learning objective as a cross entropy loss function, which has been extensively used in recommender systems and defined as:

$$\mathcal{L}_r = - \sum_{i=1}^N \mathbf{y}_i \log(\hat{\mathbf{y}}_i) + (1 - \mathbf{y}_i) \log(1 - \hat{\mathbf{y}}_i), \quad (7)$$

where \mathbf{y} is the one-hot encoding vector of the ground truth. For simplicity, we leave out the L_2 regularization terms. By minimizing \mathcal{L}_r with Adam, we can get high-quality session-based recommendations.

Enhancing SBR with Self-Supervised Learning

The hypergraph modeling empowers our model to achieve significant performance. However, we consider that the sparsity of session data might impede hypergraph modeling, which would result in a suboptimal recommendation performance. Inspired by the successful practices of self-supervised learning on simple graphs, we innovatively integrate self-supervised learning into the network to enhance hypergraph modeling. We first design another graph convolutional network based on the line graph of the session-induced hypergraph to generate self-supervision signals. Then by maximizing the mutual information between the session representations learned via the two channels through contrastive learning, the recommendation model can acquire more information and the recommendation performance can be improved. Since the two types of networks both are based on hypergraph, which can be seen as two channels for hypergraph modeling, we name our model as **DHCN** (Dual Channel Hypergraph Convolutional Networks).

Line Graph Channel and Convolution

The line graph channel encodes the line graph of the hypergraph. Fig. 1 shows how we transform the hypergraph into a line graph of it. The line graph can be seen as a simple graph which contains the cross-session information and depicts the connectivity of hyperedges. As there are no item involved in the line graph channel, we first initialize the channel-specific

session embeddings $\Theta_l^{(0)}$ by looking up the items belonged to each session and then averaging the corresponding items embeddings in $\mathbf{X}^{(0)}$. An incidence matrix for $L(G)$ is defined as $\mathbf{A} \in \mathbb{R}^{M \times M}$ where M is the number of nodes in the line graph and $A_{p,q} = W_{p,q}$ according to Definition 2. Let $\hat{\mathbf{A}} = \mathbf{A} + \mathbf{I}$ where \mathbf{I} is an identity matrix. $\hat{\mathbf{D}} \in \mathbb{R}^{M \times M}$ is a diagonal degree matrix where $\hat{D}_{p,p} = \sum_{q=1}^m \hat{A}_{p,q}$. The line graph convolution is then defined as:

$$\Theta_l^{(l+1)} = \hat{\mathbf{D}}^{-1} \hat{\mathbf{A}} \Theta_l^{(l)}. \quad (8)$$

In each convolution, the sessions gather information from their neighbors. By doing so, the learned Θ can capture the cross-session information. Likewise, we pass $\Theta_l^{(0)}$ through L graph convolutional layer, and then average the session embeddings obtained at each layer to get the final session embeddings $\Theta_l = \frac{1}{L+1} \sum_{l=0}^L \Theta_l^{(l)}$.

Creating self-supervision signals. So far, we learn two groups of channel-specific session embeddings via the two channels. Since each channel encodes a (hyper)graph that only depicts either of the item-level (intra-session) or the session-level (inter-session) structural information of the session-induced hypergraph, the two groups of embeddings know little about each other but can mutually complement. For each mini-batch including n sessions in the training, there is a bijective mapping between the two groups of session embeddings. Straightforwardly, the two groups can be the ground-truth of each other for self-supervised learning, and this one-to-one mapping is seen as the label augmentation. If two session embeddings both denote the same session in two views, we label this pair as the ground-truth, otherwise we label it as the negative.

Contrastive learning. Following (Velickovic et al. 2019; Bachman, Hjelm, and Buchwalter 2019), we regard the two channels in DHCN as two views characterizing different aspects of sessions. We then contrast the two groups of session embeddings learned via the two views. We use a noise-contrastive type objective with a standard binary cross-entropy (BCE) loss between the samples from the ground-truth (positive) and the corrupted samples (negative) as our learning objective and defined it as:

$$\mathcal{L}_s = -\log \sigma(f_D(\theta_i^h, \theta_i^l)) - \log \sigma(1 - f_D(\tilde{\theta}_i^h, \theta_i^l)), \quad (9)$$

where $\tilde{\theta}_i^h$ (or $\tilde{\theta}_i^l$) is the negative sample obtained by corrupting Θ_h (Θ_l) with row-wise and column-wise shuffling, and $f_D(\cdot) : \mathbb{R}^d \times \mathbb{R}^d \mapsto \mathbb{R}$ is the discriminator function that takes two vectors as the input and then scores the agreement between them. We simply implement the discriminator as the dot product between two vectors. This learning objective is explained as maximizing the mutual information between the session embeddings learned in different views (Velickovic et al. 2019). By doing so, they can acquire information from each other to improve their own performance in item/session feature extraction through the convolution operations. Particularly, those sessions that only include a few items can leverage the cross-session information to refine their embeddings.

Finally, we unify the recommendation task and this self-supervised task into a *primary&auxiliary* learning framework, where the former is the primary task and the latter is the auxiliary task. Formally, the joint learning objective is defined as:

$$\mathcal{L} = \mathcal{L}_r + \beta \mathcal{L}_s, \quad (10)$$

where β controls the magnitude of the self-supervised task.

Experiments

Experimental Settings

Datasets. We evaluate our model on two real-world benchmark datasets: *Tmall*², *Nowplaying*³ and *Diginetica*⁴. Tmall dataset comes from IJCAI-15 competition, which contains anonymized user’s shopping logs on Tmall online shopping platform. Nowplaying dataset describes the music listening behavior of users. For both datasets, we follow (Wu et al. 2019b; Li et al. 2017) to remove all sessions containing only one item and also remove items appearing less than five times. To evaluate our model, we split both datasets into training/test sets, following the settings in (Wu et al. 2019b; Li et al. 2017; Wang et al. 2020c). Then, we augment and label the dataset by using a sequence splitting method, which generates multiple labeled sequences with the corresponding labels $([i_{s,1}, i_{s,2}], [i_{s,1}, i_{s,2}], i_{s,3}), \dots, ([i_{s,1}, i_{s,2}, \dots, i_{s,m-1}], i_{s,m})$ for every session $s = [i_{s,1}, i_{s,2}, i_{s,3}, \dots, i_{s,m}]$. Note that the label of each sequence is the last click item in it. The statistics of the datasets are presented in Table 1.

Dataset	Tmall	Nowplaying	Diginetica
training sessions	351,268	825,304	719,470
test sessions	25,898	89,824	60,858
# of items	40,728	60,417	43,097
average lengths	6.69	7.42	5.12

Table 1: Dataset Statistics

Baseline Methods. We compare DHCN with the following representative methods:

- **Item-KNN**(Sarwar et al. 2001) recommends items similar to the previously clicked item in the session, where the cosine similarity between the vector of sessions is used.
- **FPMC** (Rendle, Freudenthaler, and Schmidt-Thieme 2010) is a sequential method based on Markov Chain.
- **GRU4REC** (Hidasi et al. 2015) utilizes a session-parallel mini-batch training process and adopts ranking-based loss functions to model user sequences.
- **NARM** (Li et al. 2017): is a RNN-based model that models the sequential behavior to generate the recommendations.
- **STAMP** (Liu et al. 2018): employs the self-attention mechanism to enhance session-based recommendation.

²<https://tianchi.aliyun.com/dataset/dataDetail?dataId=42>

³<http://dbis-nowplaying.uibk.ac.at/#nowplaying>

⁴<http://cikm2016.cs.iupui.edu/cikm-cup/>

Method	Tmall				Nowplaying				Diginetica			
	P@10	M@10	P@20	M@20	P@10	M@10	P@20	M@20	P@10	M@10	P@20	M@20
Item-KNN	6.65	3.11	9.15	3.31	10.96	4.55	15.94	4.91	25.07	10.77	35.75	11.57
FPMC	13.10	7.12	16.06	7.32	5.28	2.68	7.36	2.82	15.43	6.20	26.53	6.95
GRU4REC	9.47	5.78	10.93	5.89	6.74	4.40	7.92	4.48	17.93	7.33	29.45	8.33
NARM	19.17	10.42	23.30	10.70	13.6	6.62	18.59	6.93	35.44	15.13	49.70	16.17
STAMP	22.63	13.12	26.47	13.36	13.22	6.57	17.66	6.88	33.98	14.26	45.64	14.32
SR-GNN	23.41	13.45	27.57	13.72	14.17	7.15	18.87	7.47	36.86	15.52	50.73	17.59
FGNN	20.67	10.07	25.24	10.39	13.89	6.8	18.78	7.15	37.72	15.95	50.58	16.84
DHCN	25.14*	13.91*	30.43*	14.26*	17.22	7.78	23.03	8.18	39.87	17.53	53.18	18.44
S^2 -DHCN	26.22	14.60	31.42	15.05	17.35	7.87	23.50	8.18	40.21	17.59	53.66	18.51
Improv. (%)	10.71	7.87	12.25	8.84	18.32	9.15	19.70	8.68	6.19	9.32	5.46	4.97

* The reported results on Tmall are not the best here. Refer to the ablation study in Section 4 for the best results.

Table 2: Performances of all comparison methods on three datasets.

- **SR-GNN** (Wu et al. 2019b): applies a gated graph convolutional layer to learn item transitions.
- **FGNN** (Qiu et al. 2019): formulates the next item recommendation within the session as a graph classification problem.

Evaluation Metrics. Following (Wu et al. 2019b; Liu et al. 2018), we use P@K (Precision) and MRR@K (Mean Reciprocal Rank) to evaluate the recommendation results.

Hyper-parameters Settings. For the general setting, the embedding size is 100, the batch size for mini-batch is 100, and the L_2 regularization is 10^{-5} . For DHCN, an initial learning rate 0.001 is used. The number of layers is different in different datasets. For *Nowplaying* and *Diginetica*, a three-layer setting is the best, while for *Tmall*, one-layer setting achieves the best performance. For the baseline models, we refer to their best parameter setups reported in the original papers and directly report their results if available, since we use the same datasets and evaluation settings.

Experimental Results

Overall Performance. The experimental results of overall performance are reported in Table 2, and we highlight the best results of each column in boldface. Two variants of DHCN are evaluated, and S^2 -DHCN denotes the self-supervised version. The improvements are calculated by using the difference between the performance of S^2 -DHCN and the best baseline to divide the performance of the latter. Analyzing the results in Table 2, we can draw the following conclusions.

- The recently proposed models that consider the sequential dependency in the sessions (i.e., GRU4REC, NARM, STAMP, SR-GNN and DHCN) significantly outperform the traditional models that do not (i.e., FPMC). This demonstrates the importance of sequential effects for session-based recommendation. Furthermore, the fact that GRU4REC, NARM, STAMP, SR-GNN and DHCN all employ the deep learning technique confirms its key role in session-based recommendation models.

- For the baseline models based on deep recurrent neural structure (e.g., RNN, LSTM and GRU), NARM obtains higher accuracy in all settings. This is because that GRU4REC only takes the sequential behavior into account and may have difficulty in dealing with the shift of user preference. By contrast, NARM and STAMP uses recurrent units to encode user behaviors and exerts an attention mechanism over the items in a session, improving the recommendation results by a large margin. The superior performance of NARM and STAMP proves that assigning various importance value on different items within the session help formulate user intent more accurately. Besides, STAMP outperforms NARM by incorporating the short-term priority over the last item in a session, further demonstrating that directly using RNN to learn user representations may lead to recommendation bias but this can be avoided by replacing it with the attention mechanism.
- The GNNs-based models: SR-GNN and FGNN outperform RNNs-based models. The improvements can be owed to the great capacity of graph neural networks. However, the improvements are also trivial compared with the improvements brought by DHCN.
- Our proposed DHCN shows overwhelming superiority over all the baselines on all datasets. Compared with SR-GNN and FGNN, our model has two advantages: (1) It uses hypergraph to capture the beyond pairwise relations. By modeling each hyperedge as a clique whose items are fully connected, the connections between distant items can be exploited. (2) Also, our DHCN is lightweight than the SR-GNN and FGNN because we use very limited parameters in hypergraph convolution of the two channels, showing the efficiency of DHCN.
- Although not as considerable as those brought by hypergraph modeling, the improvements brought by self-supervised learning are still decent. In particular, on the two datasets which have shorter average length of sessions, self-supervised learning plays a more important role, which is line with our assumption that the sparsity of session data might hinder the benefits of hypergraph modeling, and maximizing mutual information between

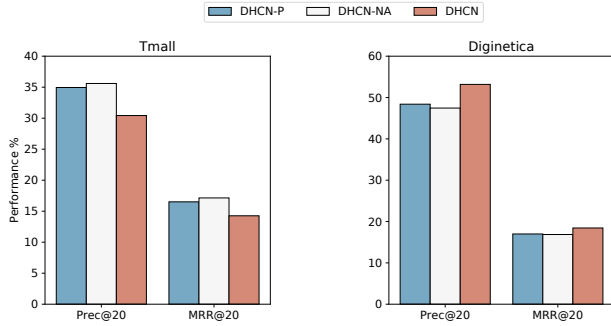


Figure 2: Contribution of each component.

the two views in DHCN could address it.

Ablation Study. The overwhelming superiority of DHCN shown in the last section can be seen as the result of the joint effect of hypergraph modeling, and temporal factor exploitation. To investigate the contributions of each module in DHCN, we develop two variants of DHCN: **DHCN-P** and **DHCN-NA**. DHCN-P represents the version without the reversed position embeddings, and DHCN-NA represents the version without the soft attention mechanism. We compare them with the full DHCN on *Tmall* and *Diginetica*.

As can be observed in Figure 2, the contributions of each component are different on the two datasets. For *Tmall*, to our surprise, when removing the reversed position embeddings or soft attention, the simplified version achieves a performance increase on both metrics and the performance is even better than that of the full version. Considering that the *Tmall* dataset is collected in a real e-commerce situation, this finding, to some degree, validates our assumption that coherence may be more important than strict order modeling. By contrast, in *Diginetica*, the reversed position embeddings and soft attention are beneficial. When removing reversed position embedding or soft attention, there is a performance drop on both metrics. Soft attention contributes more on *Diginetica*, demonstrating the importance of different priorities of items when generating recommendation.

Impact of Model Depth. To study the impacts of hypergraph convolutional network’s depth in session-based recommendation, we range the numbers of layers of the network within $\{1, 2, 3, 4, 5\}$. According to the results presented in Figure 3, DHCN is not very sensitive to the number of layers on *Diginetica* and a three-layer setting is the best. However, on *Tmall*, a one-layer network achieves the best performance. Besides, with the number of layer increases, the performance on *MRR@20* drops. The possible cause could be the increasingly over-smoothed representations of items.

Impact of Self-Supervised Learning. We introduce a hyper-parameter β to S^2 -DHCN to control the magnitude of self-supervised learning. To investigate the influence of the self-supervised task based on two-view contrastive learning, we report the performance of S^2 -DHCN with a set of

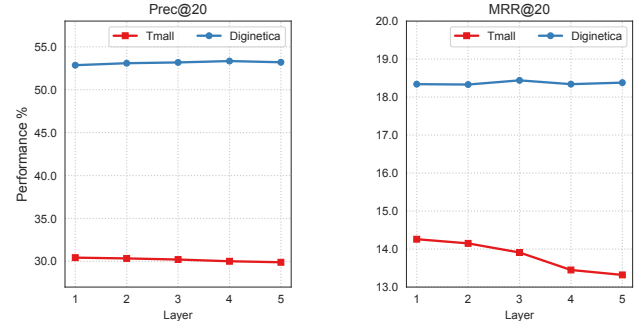


Figure 3: The impacts of the number of layer.

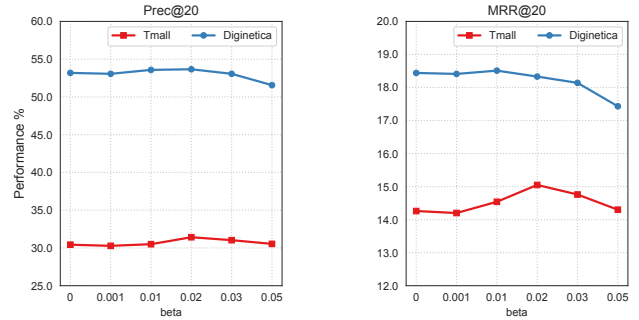


Figure 4: The impact of the magnitude of self-supervised learning.

representative β values $\{0.001, 0.01, 0.02, 0.03, 0.05\}$. According to the results presented in Figure 4, recommendation task achieves decent gains when jointly optimized with the self-supervised task. For both datasets, learning with smaller β values can boost both *Prec@20* and *MRR@20*, and with the increase of β , the performance declines. We think it is led due to the gradient conflicts between the two tasks. Besides, with larger β , performance declines obviously on *MRR@20*, which means that in some cases, it is important to make a trade-off between the hit ratio and item ranks when choosing the value of β .

Conclusion

Existing GNNs-based SBR models regard the item transitions as pairwise relations, which cannot capture the ubiquitous high-order correlations among items. In this paper, we propose a dual channel hypergraph convolutional network for SBR to address this problem. Moreover, to further enhance the network, we innovatively integrate self-supervised into the training of the network. Extensive empirical studies demonstrate the overwhelming superiority of our model, and the ablation study validates the effectiveness and rationale of the hypergraph convolution and self-supervised learning.

Acknowledgments

This work was supported by ARC Discovery Project (GrantNo.DP190101985, DP170103954).

References

- Bachman, P.; Hjelm, R. D.; and Buchwalter, W. 2019. Learning representations by maximizing mutual information across views. In *Advances in Neural Information Processing Systems*, 15535–15545.
- Bandyopadhyay, S.; Das, K.; and Murty, M. N. 2020. Line Hypergraph Convolution Network: Applying Graph Convolution for Hypergraphs. *arXiv preprint arXiv:2002.03392*.
- Bretto, A. 2013. Hypergraph theory. *An introduction. Mathematical Engineering. Cham: Springer*.
- Bu, J.; Tan, S.; Chen, C.; Wang, C.; Wu, H.; Zhang, L.; and He, X. 2010. Music recommendation by unified hypergraph: combining social media information and music content. In *Proceedings of the 18th ACM international conference on Multimedia*, 391–400.
- Chen, T.; and Wong, R. C.-W. 2020. Handling Information Loss of Graph Neural Networks for Session-based Recommendation. In *Proceedings of the 26th ACM SIGKDD International Conference on Knowledge Discovery & Data Mining*, 1172–1180.
- Cho, K.; Van Merriënboer, B.; Gulcehre, C.; Bahdanau, D.; Bougares, F.; Schwenk, H.; and Bengio, Y. 2014. Learning phrase representations using RNN encoder-decoder for statistical machine translation. *arXiv preprint arXiv:1406.1078*.
- Feng, Y.; You, H.; Zhang, Z.; Ji, R.; and Gao, Y. 2019. Hypergraph neural networks. In *Proceedings of the AAAI Conference on Artificial Intelligence*, volume 33, 3558–3565.
- Guo, L.; Yin, H.; Wang, Q.; Chen, T.; Zhou, A.; and Quoc Viet Hung, N. 2019. Streaming session-based recommendation. In *Proceedings of the 25th ACM SIGKDD International Conference on Knowledge Discovery & Data Mining*, 1569–1577.
- Hassani, K.; and Khasahmadi, A. H. 2020. Contrastive Multi-View Representation Learning on Graphs. *arXiv preprint arXiv:2006.05582*.
- Hidasi, B.; and Karatzoglou, A. 2018. Recurrent neural networks with top-k gains for session-based recommendations. In *Proceedings of the 27th ACM International Conference on Information and Knowledge Management*, 843–852.
- Hidasi, B.; Karatzoglou, A.; Baltrunas, L.; and Tikk, D. 2015. Session-based recommendations with recurrent neural networks. *arXiv preprint arXiv:1511.06939*.
- Hjelm, R. D.; Fedorov, A.; Lavoie-Marchildon, S.; Grewal, K.; Bachman, P.; Trischler, A.; and Bengio, Y. 2018. Learning deep representations by mutual information estimation and maximization. *arXiv preprint arXiv:1808.06670*.
- Hochreiter, S.; and Schmidhuber, J. 1997. Long short-term memory. *Neural computation* 9(8): 1735–1780.
- Jannach, D.; and Ludewig, M. 2017. When recurrent neural networks meet the neighborhood for session-based recommendation. In *Proceedings of the Eleventh ACM Conference on Recommender Systems*, 306–310.
- Jiang, J.; Wei, Y.; Feng, Y.; Cao, J.; and Gao, Y. 2019. Dynamic hypergraph neural networks. In *Proceedings of the Twenty-Eighth International Joint Conference on Artificial Intelligence (IJCAI)*, 2635–2641.
- Li, J.; Ren, P.; Chen, Z.; Ren, Z.; Lian, T.; and Ma, J. 2017. Neural attentive session-based recommendation. In *Proceedings of the 2017 ACM on Conference on Information and Knowledge Management*, 1419–1428.
- Li, L.; and Li, T. 2013. News recommendation via hypergraph learning: encapsulation of user behavior and news content. In *Proceedings of the sixth ACM international conference on Web search and data mining*, 305–314.
- Liu, Q.; Zeng, Y.; Mokhosi, R.; and Zhang, H. 2018. STAMP: short-term attention/memory priority model for session-based recommendation. In *Proceedings of the 24th ACM SIGKDD International Conference on Knowledge Discovery & Data Mining*, 1831–1839.
- Ma, J.; Zhou, C.; Yang, H.; Cui, P.; Wang, X.; and Zhu, W. 2020. Disentangled Self-Supervision in Sequential Recommenders. In *Proceedings of the 26th ACM SIGKDD International Conference on Knowledge Discovery & Data Mining*, 483–491.
- Oord, A. v. d.; Li, Y.; and Vinyals, O. 2018. Representation learning with contrastive predictive coding. *arXiv preprint arXiv:1807.03748*.
- Qiu, J.; Chen, Q.; Dong, Y.; Zhang, J.; Yang, H.; Ding, M.; Wang, K.; and Tang, J. 2020a. GCC: Graph Contrastive Coding for Graph Neural Network Pre-Training. In *Proceedings of the 26th ACM SIGKDD International Conference on Knowledge Discovery & Data Mining*, 1150–1160.
- Qiu, R.; Huang, Z.; Li, J.; and Yin, H. 2020b. Exploiting Cross-session Information for Session-based Recommendation with Graph Neural Networks. *ACM Transactions on Information Systems (TOIS)* 38(3): 1–23.
- Qiu, R.; Li, J.; Huang, Z.; and Yin, H. 2019. Rethinking the Item Order in Session-based Recommendation with Graph Neural Networks. In *Proceedings of the 28th ACM International Conference on Information and Knowledge Management*, 579–588.
- Rendle, S.; Freudenthaler, C.; and Schmidt-Thieme, L. 2010. Factorizing personalized markov chains for next-basket recommendation. In *Proceedings of the 19th international conference on World wide web*, 811–820.
- Sarwar, B.; Karypis, G.; Konstan, J.; and Riedl, J. 2001. Item-based collaborative filtering recommendation algorithms. In *Proceedings of the 10th international conference on World Wide Web*, 285–295.
- Shani, G.; Heckerman, D.; and Brafman, R. I. 2005. An MDP-based recommender system. *Journal of Machine Learning Research* 6(Sep): 1265–1295.
- Tan, Y. K.; Xu, X.; and Liu, Y. 2016. Improved recurrent neural networks for session-based recommendations. In *Proceedings of the 1st Workshop on Deep Learning for Recommender Systems*, 17–22.

- Tuan, T. X.; and Phuong, T. M. 2017. 3D convolutional networks for session-based recommendation with content features. In *Proceedings of the Eleventh ACM Conference on Recommender Systems*, 138–146.
- Vaswani, A.; Shazeer, N.; Parmar, N.; Uszkoreit, J.; Jones, L.; Gomez, A. N.; Kaiser, Ł.; and Polosukhin, I. 2017. Attention is All You Need. In *Advances in neural information processing systems*, 5998–6008.
- Velickovic, P.; Fedus, W.; Hamilton, W. L.; Liò, P.; Bengio, Y.; and Hjelm, R. D. 2019. Deep Graph Infomax. In *ICLR (Poster)*.
- Wang, J.; Ding, K.; Hong, L.; Liu, H.; and Caverlee, J. 2020a. Next-item Recommendation with Sequential Hypergraphs. In *Proceedings of the 43rd International ACM SIGIR Conference on Research and Development in Information Retrieval*, 1101–1110.
- Wang, S.; Cao, L.; and Wang, Y. 2019. A survey on session-based recommender systems. *arXiv preprint arXiv:1902.04864* .
- Wang, W.; Zhang, W.; Liu, S.; Liu, Q.; Zhang, B.; Lin, L.; and Zha, H. 2020b. Beyond clicks: Modeling multi-relational item graph for session-based target behavior prediction. In *Proceedings of The Web Conference 2020*, 3056–3062.
- Wang, Z.; Wei, W.; Cong, G.; Li, X.-L.; Mao, X.-L.; and Qiu, M. 2020c. Global context enhanced graph neural networks for session-based recommendation. In *Proceedings of the 43rd International ACM SIGIR Conference on Research and Development in Information Retrieval*, 169–178.
- Whitney, H. 1992. Congruent graphs and the connectivity of graphs. In *Hassler Whitney Collected Papers*, 61–79. Springer.
- Wu, F.; Zhang, T.; Souza Jr, A. H. d.; Fifty, C.; Yu, T.; and Weinberger, K. Q. 2019a. Simplifying graph convolutional networks. *arXiv preprint arXiv:1902.07153* .
- Wu, S.; Tang, Y.; Zhu, Y.; Wang, L.; Xie, X.; and Tan, T. 2019b. Session-based recommendation with graph neural networks. In *Proceedings of the AAAI Conference on Artificial Intelligence*, volume 33, 346–353.
- Wu, Z.; Pan, S.; Chen, F.; Long, G.; Zhang, C.; and Philip, S. Y. 2020. A comprehensive survey on graph neural networks. *IEEE Transactions on Neural Networks and Learning Systems* .
- Xin, X.; Karatzoglou, A.; Arapakis, I.; and Jose, J. M. 2020. Self-Supervised Reinforcement Learning for Recommender Systems. *arXiv preprint arXiv:2006.05779* .
- Xu, C.; Zhao, P.; Liu, Y.; Sheng, V. S.; Xu, J.; Zhuang, F.; Fang, J.; and Zhou, X. 2019. Graph contextualized self-attention network for session-based recommendation. In *Proc. 28th Int. Joint Conf. Artif. Intell. (IJCAI)*, 3940–3946.
- Yadati, N.; Nimishakavi, M.; Yadav, P.; Nitin, V.; Louis, A.; and Talukdar, P. 2019. HyperGCN: A New Method For Training Graph Convolutional Networks on Hypergraphs. In *Advances in Neural Information Processing Systems*, 1509–1520.
- Yin, H.; Wang, Q.; Zheng, K.; Li, Z.; Yang, J.; and Zhou, X. 2019. Social influence-based group representation learning for group recommendation. In *2019 IEEE 35th International Conference on Data Engineering (ICDE)*, 566–577. IEEE.
- Yu, J.; Yin, H.; Li, J.; Gao, M.; Huang, Z.; and Cui, L. 2020. Enhance Social Recommendation with Adversarial Graph Convolutional Networks. *arXiv preprint arXiv:2004.02340* .
- Yuan, F.; Karatzoglou, A.; Arapakis, I.; Jose, J. M.; and He, X. 2019. A simple convolutional generative network for next item recommendation. In *Proceedings of the Twelfth ACM International Conference on Web Search and Data Mining*, 582–590.
- Zhou, J.; Cui, G.; Zhang, Z.; Yang, C.; Liu, Z.; Wang, L.; Li, C.; and Sun, M. 2018. Graph neural networks: A review of methods and applications. *arXiv preprint arXiv:1812.08434* .
- Zhou, K.; Wang, H.; Zhao, W. X.; Zhu, Y.; Wang, S.; Zhang, F.; Wang, Z.; and Wen, J.-R. 2020. S³-Rec: Self-Supervised Learning for Sequential Recommendation with Mutual Information Maximization. *arXiv preprint arXiv:2008.07873* .
- Zimdars, A.; Chickering, D. M.; and Meek, C. 2013. Using temporal data for making recommendations. *arXiv preprint arXiv:1301.2320* .