

Improving Task-Agnostic BERT Distillation with Layer Mapping Search

Xiaoqi Jiao^{1*}, Huating Chang², Yichun Yin³, Lifeng Shang³
Xin Jiang³, Xiao Chen³, Linlin Li⁴, Fang Wang¹ and Qun Liu³

¹Huazhong University of Science and Technology

²Zhejiang University

³Huawei Noah’s Ark Lab

⁴Huawei Technologies Co., Ltd.

Abstract

Knowledge distillation (KD) which transfers the knowledge from a large teacher model to a small student model, has been widely used to compress the BERT model recently. Besides the supervision in the output in the original KD, recent works show that layer-level supervision is crucial to the performance of the student BERT model. However, previous works designed the layer mapping strategy heuristically (e.g., uniform or last-layer), which can lead to inferior performance. In this paper, we propose to use the genetic algorithm (GA) to search for the optimal layer mapping automatically. To accelerate the search process, we further propose a proxy setting where a small portion of the training corpus are sampled for distillation, and three representative tasks are chosen for evaluation. After obtaining the optimal layer mapping, we perform the task-agnostic BERT distillation with it on the whole corpus to build a compact student model, which can be directly fine-tuned on downstream tasks. Comprehensive experiments on the evaluation benchmarks demonstrate that 1) layer mapping strategy has a significant effect on task-agnostic BERT distillation and different layer mappings can result in quite different performances; 2) the optimal layer mapping strategy from the proposed search process consistently outperforms the other heuristic ones; 3) with the optimal layer mapping, our student model achieves state-of-the-art performance on the GLUE tasks.

1 Introduction

Pre-trained language models (PLMs) such as BERT (Devlin et al., 2019), have achieved great success in natural language processing tasks. Many efforts, such as XLNet (Yang et al., 2019), RoBERTa (Liu et al., 2019b), ALBERT (Lan

*This work is done when Xiaoqi Jiao is an intern at Huawei Noah’s Ark Lab.

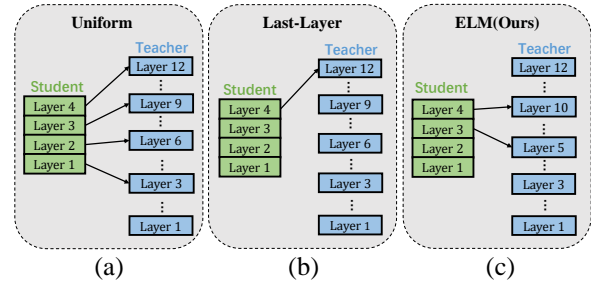


Figure 1: The diagram of different layer mapping strategies.

et al., 2020b), T5 (Raffel et al., 2019) and ELECTRA (Clark et al., 2020), have been paid to improve BERT with larger corpus, more parameters, or carefully designed pre-training tasks. However, these PLMs are computationally extensive and difficult to be deployed on resource-restricted devices.

Knowledge Distillation (KD) (Hinton et al., 2015; Romero et al., 2014) has been shown to be effective for BERT compression (Tang et al., 2019; Sun et al., 2019a; Turc et al., 2019; Jiao et al., 2019; Wang et al., 2020a). In practice, task-agnostic distillation is desirable since it only needs to be done once and the distilled student can be applied to various downstream tasks by simply fine-tuning. Different from original KD (Hinton et al., 2015) that learns the softened output of teacher network, existing task-agnostic BERT distillation methods usually utilize layer-wise supervision (Jiao et al., 2019; Sun et al., 2019b), as knowledge embedded in the attention and hidden states of Transformer (Vaswani et al., 2017) layers are shown to bring superior improvement on the BERT distillation. Nevertheless, there are still two critical problems unsolved:

1) *Are the current hand-crafted heuristics of layer-wise mapping optimal for BERT distillation?* To distill from the intermediate layers of a deeper teacher model to a shallower student model, we

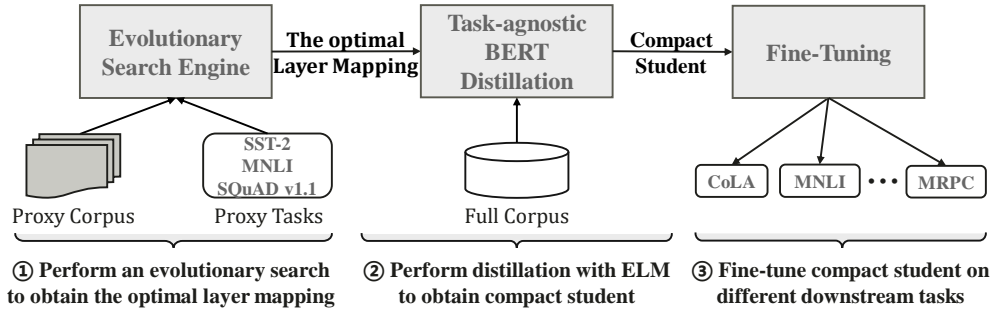


Figure 2: Overview of the layer mapping search for task-agnostic BERT distillation. We focus on the first stage to explore better layer mappings by the proposed approach under a proxy setting.

have to select a subset of teacher’s layers for supervision. Most previous works designed this important component in a hand-crafted manner. For instance, TinyBERT (Jiao et al., 2019) adopts a uniform strategy that maps the teacher layers to student layers every few layers, as shown in Figure 1(a). Another common strategy, termed as “Last-Layer”, distills knowledge from the teacher’s last Transformer layer to the student’s last Transformer layer (Wang et al., 2020a). However, these hand-crafted heuristics might still be far from being optimal. Some recent works (Liu et al., 2019a; Rogers et al., 2020) demonstrate that the intermediate layers are more transferable, which could be potentially helpful to learn generalizable knowledge in task-agnostic distillation.

2) *If better layer-mapping strategies for BERT distillation exist, how can we effectively discover them?* It is rather challenging to find the optimal layer mapping in the setting of task-agnostic BERT distillation due to the huge computational overhead. On one hand, the search space of layer mapping is large, e.g., there is a total of 9375 possibilities in distilling from a 12-layer BERT base model to a 6-layer student model. On the other hand, distillation under a certain mapping on the full pre-training corpus is also extensively time-consuming (more than 560 V100 GPU hours for a single run in the search space).

To tackle the aforementioned challenges, we propose the *Evolved Layer Mapping* (ELM), an automatic and efficient approach to discover the optimal layer-mapping strategy for task-agnostic BERT distillation. Specifically, ELM is armed with the genetic algorithm (GA) and acts as an evolutionary search engine to iteratively provide layer-mapping strategies and explore better off-springs given their performance. To accelerate the search process, we

design a proxy setting where 1) a small portion of the full corpus, called the proxy corpus, are sampled for the BERT distillation; 2) three representative tasks are chosen as the proxy tasks to evaluate layer mapping strategies. After completing the search, we obtain an optimal layer mapping, with which we perform the task-agnostic BERT distillation on the whole corpus to get a compact student, and compare it with student models, distilled with other widely-used mapping strategies via directly fine-tuning on downstream tasks. The whole workflow is shown in Figure 2.

In summary, the contributions of this work are three-fold:

- To the best of our knowledge, we are the first to systematically study the effect of layer mapping strategies in BERT Distillation.
- We propose ELM, an automatic and efficient approach to search the optimal layer mapping strategy.
- Extensive experiments on benchmarks demonstrate that our ELM obtains consistently better results than the widely-used heuristics such as the uniform or last-layer distillation, and outperform the state-of-the-art baselines.

2 Related Work

Generally, pre-trained language models (PLMs) compression can be categorized into low-rank approximation (Ma et al., 2019; Lan et al., 2020a), weight sharing (Dehghani et al., 2019; Lan et al., 2020a), knowledge distillation (Tang et al., 2019; Sanh et al., 2019; Turc et al., 2019; Sun et al., 2020; Liu et al., 2020b; Wang et al., 2020a), pruning (Cui et al., 2019a; McCarley, 2019; F. et al., 2020; El-bayad et al., 2020; Gordon et al., 2020; Hou et al.,

2020; Zhang et al., 2020) and quantization (Shen et al., 2019; Zafrir et al., 2019).

Knowledge distillation (KD), an idea proposed by Hinton et al. (Hinton et al., 2015) in a teacher-student framework, has been proven to be a promising approach to compress large pre-trained language models (PLMs). Typically, KD methods for PLMs can be summarized into task-agnostic distillation at the pre-training stage and task-specific distillation at the fine-tuning stage. Task-specific distillation (Tang et al., 2019; Sun et al., 2019a; Turc et al., 2019) uses a fine-tuned BERT as the teacher and performs distillation on the task dataset to make student learn the knowledge for a specific task. Task-agnostic distillation (Tsai et al., 2019; Sanh et al., 2019; Sun et al., 2019b; Wang et al., 2020a), on the contrary, uses pre-trained BERT as the teacher and performs distillation on large unsupervised corpus to make the student acquire general knowledge. The distilled student model is task-agnostic which can be easily applied to different downstream tasks by fine-tuning. In addition, TinyBERT (Jiao et al., 2019) combines these two kinds of methods and shows that it can further improve the performance of student models.

Existing BERT distillation methods typically focus on: a) defining new types of knowledge such as attention, hidden states (Jiao et al., 2019; Sun et al., 2019b), and value-relation (Wang et al., 2020a); and b) introducing new processes of knowledge transfer, such as joint knowledge transfer, progressive knowledge transfer (Sun et al., 2019b) and progressive module replacement (Xu et al., 2020). In this work, we focus on improving the task-agnostic distillation with a better layer mapping obtained by the proposed efficient search method.

The genetic algorithm (GA) (Mitchell, 1998; Sadeghi et al., 2014) is a meta-heuristic method inspired by the natural selection process. It is commonly used to generate high-quality solutions to optimization and search problems by performing bio-inspired operators such as mutation, crossover, and selection. It is simple and often applied as an approach to solve global optimization problems. Generally, the GA has two components: a genetic representation of the search space and a fitness function that is used to evaluate the representations. Previous works applied the genetic algorithm to 1) prune a large neural networks (Bebis et al., 1997; Wang et al., 2020b); 2) automatically explore the neural network architectures both in the computer

vision (Yao, 1999; Xie and Yuille, 2017) and natural language processing (So et al., 2019; Liu et al., 2020a); 3) conduct feature selection in machine learning (Zeng et al., 2009; Kabir et al., 2011). Besides, researchers also proposed to extract linguistic rules from data sets using fuzzy logic and genetic algorithms (Meng and Pei, 2012). Concurrently, BERT-EMD (Li et al., 2020) investigates Many-to-Many Layer Mapping for BERT Compression on downstream tasks with Earth Mover’s Distance. In this paper, we try to find the optimal mapping function of task-agnostic BERT distillation with the help of the genetic algorithm.

3 Preliminaries

In this section, we will briefly describe the formulation of Transformer (Vaswani et al., 2017) Encoder layer, Knowledge Distillation (Hinton et al., 2015) and its application on Transformer-based models. Then, we illustrate the problem that we are going to investigate in this paper.

3.1 Transformer Encoder Layer

Most recently proposed pre-trained language models (e.g., BERT and RoBERTa) are built on Transformer encoder layers, which has been proved to capture long-term dependencies between the input tokens by the self-attention mechanism. Specifically, a Transformer encoder layer consists of two sub-layers: *multi-head attention* (MHA) and *fully connected feed-forward network* (FFN).

Multi-Head Attention (MHA). The attention mechanism depends on the three components: queries (\mathbf{Q}), keys (\mathbf{K}) and values (\mathbf{V}), and can be formulated as follows:

$$\mathbf{A} = \frac{\mathbf{Q}\mathbf{K}^T}{\sqrt{d_k}}, \quad (1)$$

$$\text{Attention}(\mathbf{Q}, \mathbf{K}, \mathbf{V}) = \text{softmax}(\mathbf{A})\mathbf{V}, \quad (2)$$

where d_k is the dimension of keys, \mathbf{A} is the attention matrix calculated from the compatibility of \mathbf{Q} and \mathbf{K} by dot-product operation. The final function output is calculated as a weighted sum of values \mathbf{V} where the weight can be obtained by applying $\text{softmax}()$ on \mathbf{A} .

Multi-head attention concatenates the attention heads from different representation subspaces and introduces a linear transformation \mathbf{W} to combine the information from these subspaces. It is defined as follows:

$$\text{MHA}(\mathbf{Q}, \mathbf{K}, \mathbf{V}) = \text{Concat}(h_1, \dots, h_k)\mathbf{W}, \quad (3)$$

where k is the number of attention heads, and h_i denotes the i -th attention head, which is calculated by the `Attention()` function with inputs from different representation subspaces.

Position-wise Feed-Forward Network (FFN). In addition to the multi-head attention sub-layer, each transformer encoder layer also contains a fully connected feed-forward network, which is formulated as follows:

$$\text{FFN}(x) = \max(0, x\mathbf{W}_1 + b_1)\mathbf{W}_2 + b_2. \quad (4)$$

The FFN contains two linear transformations and one ReLU activation and it is applied to each token separately and identically.

3.2 Knowledge Distillation

Knowledge Distillation (Hinton et al., 2015) (KD) aims to transfer the knowledge of a large teacher network T to a small student network S . The knowledge transfer can be done by making student model mimic the behaviors of teacher model, which is formulated as minimizing the following objective:

$$\mathcal{L}_{KD} = \sum_{x \in \mathcal{X}} L(S(x), T(x)), \quad (5)$$

where L is a loss function, \mathcal{X} denotes the dataset, $T(x)$ and $S(x)$ mean the behavior functions of teacher and student networks on data sample x respectively. Original KD defines the softened output as the behavior.

3.3 Task-agnostic BERT Distillation

Task-agnostic BERT distillation aims to learn a compact student model, which can be directly fine-tuned on downstream tasks as the pre-trained BERT teacher does. Different from the original KD, it usually adopts the transformer-layer supervision to guide the student model, which is proved to be effective (Jiao et al., 2019; Sun et al., 2019b). Assuming the teacher model has N Transformer layers and the student model has M Transformer layers, we need to design a mapping function $g(m)$ to choose some specific layers of the teacher model for the layer-wise learning. By introducing this layer-wise supervision into the BERT distillation, the new objective is formulated as:

$$\mathcal{L}_{KD} = \sum_{x \in \mathcal{X}} \sum_{m=1}^M \lambda_m L_{\text{layer}}(S_m(x), T_{g(m)}(x)), \quad (6)$$

where S_m and $T_{g(m)}$ refer to the m -th layer of student and the $g(m)$ -th layer of teacher, the parameter $\lambda_m \in \{0, 1\}$ denotes whether the m -th layer of student learns from a layer of teacher or not. Task-agnostic BERT distillation uses the large-scale unsupervised corpus as the dataset \mathcal{X} . There are several effective behavior functions in the previous works (Jiao et al., 2019; Wang et al., 2020a). We adopt the behavior function from TinyBERT (Jiao et al., 2019) and therefore the loss for m -th Transformer layer of the student $L_{\text{layer}}(S_m, T_{g(m)})$ can be formulated:

$$\frac{1}{h} \sum_{i=1}^h \left\| \mathbf{A}_i^{S_m} - \mathbf{A}_i^{T_{g(m)}} \right\|_2^2 + \left\| \mathbf{H}^{S_m} \mathbf{W}_h - \mathbf{H}^{T_{g(m)}} \right\|_2^2, \quad (7)$$

where h is the number of attention heads, $\mathbf{A}_i^{S_m}$ and $\mathbf{A}_i^{T_{g(m)}}$ refer to the attention matrix corresponding to the i -th head of m -th layer of student and $g(m)$ -th layer of teacher network respectively. Similarly, \mathbf{H}^{S_m} and $\mathbf{H}^{T_{g(m)}}$ refer to the hidden states of m -th layer of student and $g(m)$ -th layer of teacher network respectively. The learnable matrix \mathbf{W}_h transforms the hidden states of student model into the same space of teacher model.

3.4 Layer Mapping Search

There are many possible layer mappings for task-agnostic BERT distillation. Previous works (Jiao et al., 2019; Wang et al., 2020a) design the layer mapping function heuristically, such as uniform and top-layer as illustrated in Figure 1, which inevitably introduces human design bias and leads to inferior performance. Layer mapping search aims to find the optimal $g(m)$ in Equation 6 from all the possible ones.

4 Method

4.1 Overview

An overview of the ELM is shown in Figure 3. We firstly generate a set of randomly initialized *genes* (layer mappings). Then, we start the evolutionary search engine: 1) Perform the task-agnostic BERT distillation with *genes* in the current generation to obtain corresponding students. 2) Get the fitness value by fine-tuning each student on the proxy tasks. 3) Apply the genetic algorithm to evolve the next generation.

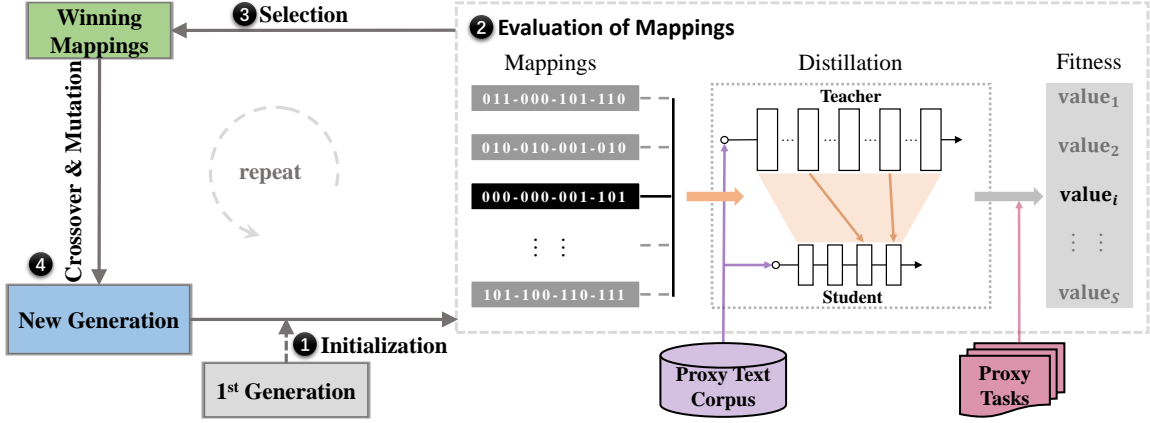


Figure 3: The overview of ELM (or the evolutionary search engine). The process includes four stages: 1) Start with a randomly initialized *generation*, the first generation, which consists of a set of *genes*. 2) Run the task-agnostic BERT distillation in parallel with different *genes* (layer mappings) on the proxy corpus to obtain corresponding students. 3) Pair each *gene* with a *fitness* value by fine-tuning the corresponding student on some representative proxy tasks. 4) Perform the genetic algorithm (GA) to select the *genes* and produce a new generation by the genetic operations *crossover* and *mutation*. By repeating stage 2 to 4, ELM would evolve better layer mappings automatically and find the optimal *gene*.

4.2 Search Space and Gene Encoder

In the GA framework, we treat each layer mapping as a gene that is formatted as a binary string. The mapping function $n = g(m)$ is used to determine where the m -th layer of the student model should learn information from the teacher model. Then a layer mapping can be denoted as a tuple $(g(1), g(2), \dots, g(M))$. We design a search space for each element in the layer mapping, which is formulated as:

$$g(m) \in \begin{cases} [Z+1, Z+2^k-1] \cup \{None\} & m < M \\ [N-2^k+1, N] & m = M \end{cases}, \quad (8)$$

where $Z = \lfloor \frac{(m-1) \cdot N}{2^M} \rfloor$ and each layer in the student model has a search space of 2^k . For non-last elements, we allow them not to learn any layer of teacher model, which is denoted as *None*. To adapt the gene encoding for layer mappings, we choose k as the minimum value that subjects to $2^k > \frac{2 \cdot N}{M}$. We give some examples of whole search spaces for different teacher-student settings in Table 1.

Table 1: Search spaces for different (student, teacher) architectures. Note that the spaces for non-last layers contain *None*, we do not add it to the table for clarity.

M	N	g(1)	g(2)	g(3)	g(4)	g(5)	g(6)	Space
4	12	[1,7]	[2,8]	[4,10]	[5,12]	-	-	1048
6	12	[1,7]	[2,8]	[3,9]	[4,10]	[5,11]	[5,12]	9375
4	24	[1,15]	[4,18]	[7,21]	[9,24]	-	-	13892
6	24	[1,15]	[3,17]	[5,19]	[7,21]	[9,23]	[9,24]	380321

With k -bit to represent a mapping element, taking $k = 3$ for example, the first layer in the search space is represented by a binary string '-001-' and the second one is represented by '-010-', etc. In addition, we represent *None* as '-000-'. By concatenating the binary strings of all elements in the tuple, we get a binary representation for a specific layer mapping. We do not allow the cross in the search space, namely for $1 \leq m_i < m_j \leq M$, we ensure $1 \leq g(m_i) < g(m_j) \leq N$.

4.3 Search under A Proxy Setting

Since performing task-agnostic BERT distillation with a certain mapping on the full pre-training corpus is time-consuming (more than 560 V100 GPU hours for student models with 6 layers), we design a proxy setting, under which 10% of the whole corpus are sampled for BERT distillation during the search process. By putting the GA under the proxy setting, we can reduce the computational expense by about 10x. However, a potential concern is whether proxy training is sufficient to represent the standard training with full corpus, as there is a performance gap between them. We shall empirically investigate this by observing *the relative performance order* property. Later, in the experimental section, we will verify the effectiveness of the proxy setting.

Moreover, to evaluate the layer mappings during the search process, we fine-tune their corresponding students on three representative proxy tasks:

Algorithm 1 The Genetic Algorithm for Layer Mapping Search

- 1: **Input:** the number of generations T , the number of *genes* in each generation S , the mutation and crossover probabilities p_M and p_C , the mutation and crossover parameter q_M and q_C , The sampled training corpus \mathbb{C} and evaluation datasets \mathbb{D} .
 - 2: Initialize \mathbb{G}_1 , perform task-agnostic BERT distillation with the *genes* in it on \mathbb{C} , obtain \mathbb{V}_1 by evaluating them on \mathbb{D} .
 - 3: **for** $t = 2, 3 \dots, T$ **do**
 - 4: $\mathbb{G}_t \leftarrow \{\}$
 - 5: **while** $|\mathbb{G}_t| < S$ **do**
 - 6: Sample two genes: g_1, g_2 with a Russian roulette process on \mathbb{G}_{t-1} .
 - 7: With probability p_C , do crossover for pair (g_1, g_2) under the parameter q_C .
 - 8: With probability p_M , do mutation for g_1 and g_2 individually under the parameter q_M .
 - 9: Append the newly generated or original sampled genes into \mathbb{G}_t .
 - 10: **end while**
 - 11: Obtain \mathbb{V}_t for \mathbb{G}_t by perform the distillation and evaluation process.
 - 12: **end for**
 - 13: **Output:** Output the gene with best fitness in \mathbb{G}_T as the Evolved Layer Mapping.
-

sentiment analysis, natural language inference, and extractive question answering.

4.4 Efficient Layer Mapping Search via GA

Enumerating all possible layer mappings under the task-agnostic BERT distillation setting is intractable because of 1) the large space of layer mappings, as shown in Table 1; 2) the large scale pre-training corpus used for distillation. To alleviate the expensive computational overhead, we introduce the genetic algorithm to efficiently explore the search space under the aforementioned proxy setting. In the following, we detail the genetic algorithm for layer mapping search.

Initialization. We initialize a set of valid randomized layer mapping $\{\mathbb{G}_1^s\}_{s=1}^S$ as the first generation, where each layer mapping is formatted as a *gene* and each bit in it is independently sampled from a Bernoulli distribution $\mathbb{B}(0.5)$.

Evaluation and Selection. After performing the task-agnostic BERT distillation with all the *genes* within a generation, we assign each of them \mathbb{G}_t^s a fitness value \mathbb{V}_t^s , which is the average performance by fine-tuning the corresponding student on the proxy evaluation tasks. Then we perform a Russian roulette process¹ to determine which genes survive. The survival probability of gene \mathbb{G}_t^s is proportional to $\mathbb{V}_t^s - \min\{\mathbb{V}_t^s\}_{s=1}^S$, where $\min\{\mathbb{V}_t^s\}_{s=1}^S$ is the minimal fitness value in the generation.

Mutation and Crossover. We conduct mutation of a gene by flipping each bit independently with a probability q_M . Practically, q_M is often small so that a gene would not be changed too much and its good properties can be preserved. In the crossover process, we exchange the corresponding mapping elements in two *genes* with a probability q_C . By crossover, we can produce new genes and keep the good mapping elements in the next generation.

By conducting these genetic operations, we can obtain the next generation. The probabilities that we perform mutation and crossover are p_M and p_C , respectively. The genetic algorithm for layer mapping search is illustrated in Algorithm 1.

5 Experiments

In this section, we empirically study the effects of the proposed ELM approach on task-agnostic BERT distillation. We first compare the layer mapping strategies found by our ELM to other hand-crafted heuristics and analyze these strategies in detail. Then we compare ELM to various state-of-the-art results. Finally, we also provide a set of further analysis to shed more light on ELM.

5.1 Datasets

For task-agnostic BERT distillation, we take the BooksCorpus and English Wikipedia as the unsupervised text corpus. The preprocessing follow the standard procedures in BERT tokenization (Devlin et al., 2019). After task-agnostic distillation, we fine-tune the student model on the GLUE bench-

¹https://en.wikipedia.org/wiki/Fitness_proportionate_selection

Table 2: Comparison between student models with different layer mappings on the dev set. The fine-tuning results are averaged over 3 runs. The 4-layer student has an architecture of ($M=4, d=312, d_i=1200, h=12$), and the 6-layer student has an architecture of ($M=6, d=384, d_i=1536, h=12$).

Student	Strategy	Layer Mapping	SST-2 (acc)	MNLI (acc)	SQuAD v1.1 (EM/F1)	MRPC (acc/F1)	CoLA (mcc)	QNLI (acc)	QQP (acc/F1)	SQuAD v2.0 (EM/F1)	Avg
4-Layer	Uniform	(3,6,9,12)	87.4	77.0	66.7/77.4	76.5/84.6	21.3	84.9	86.0/81.7	58.9/62.5	72.1
	Last-Layer	(0,0,0,12)	88.1	77.6	69.2/79.4	83.8/88.6	21.4	85.7	87.2/82.9	59.4/63.3	73.4
	Contribution	(1,10,11,12)	86.8	76.1	64.4/76.4	79.4/86.3	15.5	85.8	86.1/81.4	61.6/65.1	71.7
	ELM (ours)	(0,0,5,10)	89.9	78.6	71.5/81.2	85.0/89.5	23.9	86.0	87.9/83.6	62.9/66.2	74.9
6-Layer	Uniform	(2,4,6,8,10,12)	90.7	81.2	76.0/84.6	85.0/89.6	27.2	89.2	88.2/84.1	68.0/71.3	77.2
	Last-Layer	(0,0,0,0,0,12)	89.8	81.3	76.0/84.7	85.5/89.7	34.3	89.0	88.7/84.6	68.7/71.9	78.2
	Contribution	(1,6,7,10,11,12)	90.0	80.9	75.0/84.1	84.6/89.3	28.5	88.8	88.0/84.2	66.5/70.0	77.0
	ELM (ours)	(0,5,0,0,0,10)	91.5	82.4	77.2/85.7	86.0/90.1	36.1	89.3	89.2/85.4	70.3/73.2	79.2

mark (Wang et al., 2018), including two single-sentence tasks: sentiment analysis (SST-2) and linguistic acceptability (CoLA), two natural language inference tasks (MNLI, QNLI) and two sentence similarity tasks (MRPC and QQP). Besides, we also evaluate the ELM on two extractive question answering tasks: SQuAD v1.1 and v2.0.

5.2 Implementation Details

Hyperparameter Setting For the teacher model, we use the pre-trained BERT_{BASE} with 12 layers ($N=12, d=768, d_i=3072, h=12$)². To instantiate student models, we adopt two small BERT architectures: 1) a 4-layer model with $M=4, d=312, d_i=1200, h=12$, and 2) a 6-layer model with $M=6, d=384, d_i=1536, h=12$. Our implementation is built upon TinyBERT³, but equipped with different mapping functions found by ELM. In the stage of task-agnostic distillation, we set the batch size to 256, with a peak learning rate of $1e-4$. We set the maximum sequence length of 128 for the first three epochs, and increase it to 512 for two more epochs. The other hyper-parameters are the same as the original BERT (Devlin et al., 2019). In the fine-tuning stage on GLUE tasks, we set the batch size to 32, and enumerate the learning rate from $\{1e-5, 2e-5, 3e-5\}$ and epoch from $\{3, 5, 10\}$. The maximum sequence length is set to 64 for single sentence tasks, and 128 for other sequence pair tasks. For question answering tasks (SQuAD v1.1 and v2.0), the maximum sequence length is 384, and we fine-tune the distilled models for 4 epochs, using 16 as the batch size and $3e-5$ as the learning rate.

² N (or M) refer to the layer numbers of teacher (or student) models, d and d_i mean the hidden and feed-forward/filter size respectively, h means the head number.

³<https://github.com/huawei-noah/Pretrained-Language-Model/tree/master/TinyBERT>

Setup of Genetic Algorithm To reduce the search cost, we perform the GA under a proxy setting where 10% of the whole corpus are sampled for the task-agnostic BERT distillation. This can bring approximately $10\times$ time reduction in the distillation stage. Later, we shall empirically investigate the effectiveness of this proxy setting. We run the genetic search for 5 generations, and the number of genes in each generation is 12 and 20 respectively for the 4-layer and 6-layer student network. Unless otherwise specified, the parameters of genetic algorithm are set to $p_M = 0.8, q_M = 0.05, p_C = 0.2$ and $q_C = 0.2$ in this paper.

To get the fitness scores of genes during the search process, we take the average performance of three representative tasks (SST-2, MNLI, and SQuAD v1.1) for evaluation. We use F1 as the metric for SQuAD v1.1 and accuracy for the other two datasets. Besides, we evaluate the distilled student models by fine-tuning them on the evaluation datasets with the same hyper-parameters.

5.3 Results and Analysis

5.3.1 Comparisons with Layer Mapping Heuristics

We first verify the effectiveness of layer mapping strategies on task agnostic distillation. We compare ELM with three heuristic layer mapping strategies as follows:

- **Uniform (Jiao et al., 2019)** The student network learns evenly from the layers of the teacher network, and the corresponding layer mappings for 4- and 6-layer students are (3, 6, 9, 12) and (2, 4, 6, 8, 10, 12) respectively.
- **Last-layer (Wang et al., 2020a)** Only the last layer of student network learns from the last

Table 3: Comparisons with SOTA task-agnostic distillation baselines with architecture of (M=6, d=768, di=3072, h=12) or (M=4, d=768, di=3072, h=12) on the GLUE dev sets. The results of our fine-tuning experiments are averaged over 3 runs for each task. * means the results were not reported in the original paper, and we fine-tune the released model with the suggested hyper-parameters. † denotes that the results are taken from (Wang et al., 2020a).

Method	#Layer	#Param	Speedup	CoLA (mcc)	MNLI-m (acc)	MRPC (acc)	QNLI (acc)	QQP (acc)	RTE (acc)	SST-2 (acc)	STS-B (spear)	Avg
BERT _{BASE} (Teacher)	12	109M	1.0×	58.1	84.8	87.7	92.0	90.9	71.1	92.9	89.6	83.4
Fine-tuning (Tsai et al., 2019)	6	67.0M	2.0×	50.1*	81.8	81.8	87.9	88.5	64.2	92.5	87.9*	79.3
DistilBERT (Sanh et al., 2019)	6	67.0M	2.0×	51.3	82.2	87.5	89.2	88.5	59.9	91.3	86.9	79.6
Ta-TinyBERT† (Jiao et al., 2019)	6	67.0M	2.0×	42.8	83.5	88.4	90.5	90.6	72.2	91.6	88.5*	81.0
MiniLM† (Wang et al., 2020a)	6	67.0M	2.0×	49.2	84.0	88.4	91.0	91.0	71.5	92.0	-	
ELM (ours)	6	67.0M	2.0×	54.2	84.2	89.0	90.8	91.1	72.2	92.7	88.9	82.9
Fine-tuning (Tsai et al., 2019)	4	52.2M	3.0×	33.9	78.4	86.0	82.3	87.1	58.2	87.2	78.4	73.9
DistilBERT (Sanh et al., 2019)	4	52.2M	3.0×	40.0	78.4	83.1	84.5	88.8	56.3	90.0	83.8	75.6
ELM (ours)	4	52.2M	3.0×	42.4	81.6	87.5	88.5	90.1	67.5	91.5	87.8	79.6

Table 4: Comparisons with SOTA task-agnostic distillation methods with the same architecture of (M=4, d=768, di=3072, h=12) on the GLUE test sets. ‡ denotes that the results are taken from (Jiao et al., 2019).

Method	#Layer	#Param	Speedup	CoLA (mcc)	MNLI-(m/mm) (acc)	MRPC (acc)	QNLI (acc)	QQP (acc)	RTE (acc)	SST-2 (acc)	STS-B (spear)	Avg
BERT _{BASE} (Teacher)	12	109M	1.0×	52.8	83.9/83.4	87.5	90.9	71.1	67.0	93.4	85.2	79.5
Fine-tuning (Tsai et al., 2019)	4	52.2M	3.0×	31.5	78.3/77.4	82.7	86.1	68.8	62.2	90.7	78.8	72.9
DistilBERT‡ (Sanh et al., 2019)	4	52.2M	3.0×	32.8	78.9/78.0	82.4	85.2	68.5	54.1	91.4	76.1	71.9
ELM (ours)	4	52.2M	3.0×	34.9	80.6/79.5	85.9	86.7	68.9	63.9	91.9	80.5	74.8

layer of teacher network, and the corresponding layer mappings for 4- and 6-layer student are (0, 0, 0, 12) and (0, 0, 0, 0, 0, 12), respectively.

- **Contribution (Sajjad et al., 2020)** The contribution of each layer is defined as the cosine similarity between its input and output, and the lower the cosine value the more important the layer. We use 10% of the training corpus to obtain the contribution scores, and obtain the mappings as (1, 10, 11, 12) and (1, 6, 7, 10, 11, 12) for the 4- and 6-layer students, respectively.

The comparison results are shown in Table 2. It can be observed that our ELMs consistently outperform the three widely-used layer mapping heuristics on all datasets. For instance, our ELM outperforms on average the contribution approach by 3.2% and 2.2% for the 4-layer and 6-layer settings, respectively. It is worth mentioning that the ELM searched by the datasets of SST-2, MNLI, and SQuAD v1.1, can also be generalized on the other datasets and achieves better results than baselines. In summary, the significant improvement demonstrates the superiority and generalization ability of

our ELM search framework⁴.

Looking into Mapping Strategies of ELM In Table 2, we take a further look at the mapping strategies found by our ELM. We have the following observations: **1) Not every layer of student needs distillation.** This contradicts the conventional idea in uniform mapping. For instance, the 4-layer architecture only distills the third and fourth layers with the mapping strategy (0, 0, 5, 10)⁵, and similarly for the 6-layer architecture with two layers being distilled. **2) Intermediate layers of teacher networks are more preferred for distillation.** We conjecture that the top layers tend to be more relevant to the pre-training tasks (e.g., masked language modeling) and can not be easily transferred to downstream tasks. Coincidentally, this observation is consistent with the conclusion that the middle layers of BERT are overall the most transferable (Liu et al., 2019a).

5.3.2 Comparisons with SOTA Methods

We compare our distilled model with ELM to state-of-the-art methods, including directly Fine-

⁴We also demonstrate the effectiveness of ELM on Chinese tasks. Due to space limitation, we present the details in Appendix.

⁵Recall that ‘0’ implies that the layer does not learn from any layer from the teacher network.

tuning (Tsai et al., 2019), DistilBERT (Sanh et al., 2019), task-agnostically distilled TinyBERT (Jiao et al., 2019) dubbed as Ta-TinyBERT and MiniLM (Wang et al., 2020a).

In Table 3, we can find that our models achieve the new state-of-the-art results on GLUE tasks given limited model size. For instance, under the 6-layer model architecture setting, we achieve 54.2 mcc on CoLA, which is a clear margin of gain over the rest approaches. The average performance is improved to 82.9, only 0.5 lower than the BERT_{BASE} teacher model. Moreover, our model performs consistently better than the baselines with the same 4-layer model architecture on all the GLUE tasks and obtains an improvement of at least 4.0% on average. In addition, comparing to Fine-tuning that pre-training a model with the masked language model task, our approach performs significantly better on all the reported tasks, demonstrating the role of knowledge distillation. In comparison with Ta-TinyBERT, the improvement is largely attributed to the layer mapping strategy found by ELM since all the settings are consistent, which demonstrates that a different mapping strategy can indeed make a difference.

We also submitted our model predictions to the official GLUE evaluation server to obtain results on the test set ⁶, as shown in Table 4. The results demonstrate the supremacy of our model over 1) directly pre-training a compact model, and 2) other KD-based compression approaches.

5.4 Further Discussions

In this section, we provide further analysis of the proposed ELM framework. We take a close look at the evolution process and verify whether the proxy setting is sufficient to perform a valid search given the advantage of efficiency. Additionally, we study the convergence behavior of ELM as well as its generalization to task-specific distillation.

Evolution Process of ELM The statistics of the evolved layer mappings are shown in Table 5. We can observe that the performance of task-agnostic BERT distillation highly depends on the factor of layer mapping. In each generation, there is a noticeable performance gap between the best and worst layer mapping. In the first randomly initialized generation, where the best mapping outperforms the worst one by 2.5% on average for the 4-layer

⁶<https://gluebenchmark.com/>

Table 5: The evolutionary process of ELM. The best *gene* in each generation is shown in binary codes. Max, Min, Avg and Std indicate the highest, lowest, average and standard deviation of fitness scores in the corresponding generations.

Gen	Max	Min	Avg	Std	Best Gene
<i>Student model with 4 layers</i>					
#1	81.41	78.91	80.35	0.62	000-000-011-101
#2	81.51	79.65	80.70	0.56	000-000-100-101
#3	81.51	80.20	81.10	0.42	000-000-100-101
#4	82.02	80.67	81.25	0.32	000-000-010-101
#5	82.02	80.51	81.27	0.31	000-000-010-101
<i>Student model with 6 layers</i>					
#1	84.71	83.14	83.77	0.40	000-000-000-011-000-101
#2	84.71	83.46	84.04	0.34	000-000-000-011-000-101
#3	84.98	83.48	84.35	0.40	000-000-011-000-000-101
#4	85.30	84.00	84.58	0.35	000-100-000-000-000-101
#5	85.30	84.06	84.68	0.33	000-100-000-000-000-101

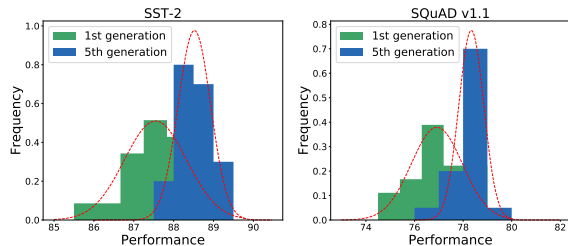


Figure 4: Performances of distilled students (4 layer with 312 hidden size) in different generations on the datasets of SST-2 and SQuAD v1.1 under the proxy setting

student. Moreover, after the evolution of each generation, the average performance of the current generation consistently outperforms their parent generation. We also plot the performance distribution of the 1-st and 5-th generations in Figure 4, and it can be found an improvement shift of performance. These results confirm that our ELM continues to improve in each evolution and finally can converge to better layer mappings strategies.

Effectiveness of the Proxy GA Recall that our ELM is performed on a proxy setting where only 10% sampled training corpus are used. We now turn to investigate whether such proxy setting is representative to reflect the true differences among mapping strategies. In Figure 5, we show the results under the proxy setting and the normal training process with the full corpus. We can see that the Accuracy (Acc) or F1 of both settings have the *same relative performance order*. Therefore, it

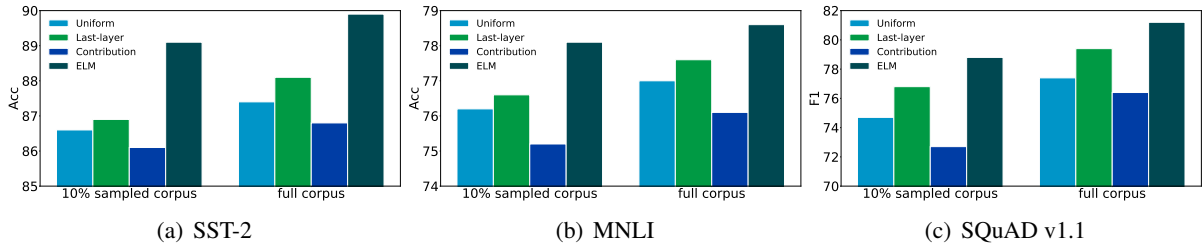


Figure 5: The performance of distilled students (4 layer with 312 hidden size) with different layer mappings under the proxy setting (only 10% sampled training corpus are used) and the normal training setting with all the training corpus.

Table 6: Results (dev) of combining the proposed method with TinyBERT by replacing the uniform strategy with the optimal layer mapping. TinyBERT has an architecture of ($M=4$, $d=312$, $d_i=1200$, $h=12$).

Models	SST-2 (Acc)	MNLI (Acc)	SQuAD v1.1 (EM/F1)
BERT _{BASE}	93.1	84.2	80.7/88.4
TinyBERT	92.7	82.8	72.7/82.1
TinyBERT+ELM	92.8	82.9	74.9/83.9

is sufficient to rely on the proxy setting to decide the goodness of layer mappings strategies, while significantly reducing the search cost at the same time.

Convergence Curvature We empirically study the convergence curvatures of different mapping strategies. The training curves of the 4 and 6 layer student models are shown in Figure 6. We can see that the ELM is consistently better than the other layer mapping strategies in the whole training stage. Our ELM can achieve comparable results with the other baselines after relatively few optimization steps (i.e., about 150k steps), which induces that our method has the advantage of accelerating the convergence of time-consuming distillation. Among the three baselines, the last-layer strategy performs worst in both the SST-2 and MNLI datasets at the beginning (50k steps) but converges to similar accuracies with other baselines at the end.

Improving Task-specific KD We now turn to investigate whether ELMs can be extended to improve the task-specific BERT distillation. It is known that after completing task-agnostic distillation, it can further boost the performances to perform task-specific KD on downstream tasks (Jiao et al., 2019). We replace the uniform layer mapping

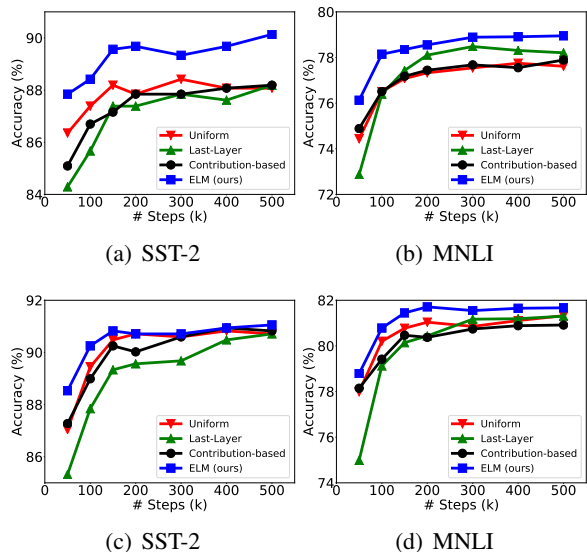


Figure 6: Accuracies on the dev set of SST-2 and MNLI with different mapping strategies. The subfigures (a) and (b) are the results of 4-layer student models, (c) and (d) are the results of 6-layer student models.

of TinyBERT to the optimal one, found by ELM, and denote it as TinyBERT+ELM. Specifically, we use the 4-layer student model as a study case and conduct experiments on three downstream tasks. The detailed results are shown in Table 6. It is intriguing to notice that the EM value of TinyBERT on the challenging SQuAD v1.1 task can be further improved by 2.2%, by directly using our optimal layer mapping. This indicates that even though the layer mapping is searched for task-agnostic distillation, it can be directly transferred to task-specific distillation to further improve the SOTA distillation methods.

6 Conclusion

In this paper, we proposed a layer mapping search framework, ELM, to improve the task-agnostic

BERT distillation. Extensive experiments on the evaluation benchmarks show that the strategy of layer mapping has a significant effect on the distillation and the optimal layer mapping found by ELM consistently outperforms widely-used ones. In future work, we will apply the proposed search method to more scenarios related to BERT distillation, such as searching for better objectives for BERT distillation and better architectures for student models under a set of limited resources

References

- George Bebis, Michael Georgiopoulos, and Takis Kasparis. 1997. Coupling weight elimination with genetic algorithms to reduce network size and preserve generalization. *Neurocomputing*.
- Kevin Clark, Minh-Thang Luong, Quoc V Le, and Christopher D Manning. 2020. Electra: Pre-training text encoders as discriminators rather than generators. *ICLR*.
- B. Cui, Y. Li, M. Chen, and Z. Zhang. 2019a. Fine-tune bert with sparse self-attention mechanism. In *EMNLP*.
- Yiming Cui, Ting Liu, Wanxiang Che, Li Xiao, Zhipeng Chen, Wentao Ma, Shijin Wang, and Guoping Hu. 2019b. A span-extraction dataset for chinese machine reading comprehension. In *EMNLP*.
- M. Dehghani, S. Gouws, O. Vinyals, J. Uszkoreit, and L. Kaiser. 2019. Universal transformers. In *ICLR*.
- Jacob Devlin, Ming-Wei Chang, Kenton Lee, and Kristina Toutanova. 2019. Bert: Pre-training of deep bidirectional transformers for language understanding. In *NAACL*.
- M. Elbayad, J. Gu, E. Grave, and M. Auli. 2020. Depth-adaptive transformer. In *ICLR*.
- Angela F., Edouard G., and Armand J. 2020. Reducing transformer depth on demand with structured dropout. In *ICLR*.
- M. A. Gordon, K. Duh, and N. Andrews. 2020. Compressing bert: Studying the effects of weight pruning on transfer learning. *arXiv preprint arXiv:2002.08307*.
- Geoffrey Hinton, Oriol Vinyals, and Jeff Dean. 2015. Distilling the knowledge in a neural network. *arXiv preprint arXiv:1503.02531*.
- L. Hou, L. Shang, X. Jiang, and Q. Liu. 2020. Dynabert: Dynamic bert with adaptive width and depth. *arXiv preprint arXiv:2004.04037*.
- Xiaoqi Jiao, Yichun Yin, Lifeng Shang, Xin Jiang, Xiao Chen, Linlin Li, Fang Wang, and Qun Liu. 2019. Tinybert: Distilling bert for natural language understanding. *preprint arXiv:1909.10351*.
- Md. Monirul Kabir, Md. Shahjahan, and Kazuyuki Murase. 2011. A new local search based hybrid genetic algorithm for feature selection. *Neurocomputing*.
- Z. Lan, M. Chen, S. Goodman, K. Gimpel, P. Sharma, and R. Soricut. 2020a. Albert: A lite bert for self-supervised learning of language representations. In *ICLR*.
- Zhenzhong Lan, Mingda Chen, Sebastian Goodman, Kevin Gimpel, Piyush Sharma, and Radu Soricut. 2020b. Albert: A lite bert for self-supervised learning of language representations. *ICLR*.
- Jianquan Li, Xiaokang Liu, Honghong Zhao, Ruifeng Xu, Min Yang, and Yaohong Jin. 2020. Bertemd: Many-to-many layer mapping for bert compression with earth mover’s distance. *arXiv preprint arXiv:2010.06133*.
- Hanxiao Liu, Andrew Brock, Karen Simonyan, and Quoc V Le. 2020a. Evolving normalization-activation layers. *preprint arXiv:2004.02967*.
- Nelson F. Liu, Matt Gardner, Yonatan Belinkov, Matthew E. Peters, and Noah A. Smith. 2019a. Linguistic knowledge and transferability of contextual representations. In *NAACL*.
- W. Liu, P. Zhou, Z. Zhao, Z. Wang, H. Deng, and Q. Ju. 2020b. Fastbert: a self-distilling bert with adaptive inference time. *arXiv preprint arXiv:2004.02178*.
- Yinhan Liu, Myle Ott, Naman Goyal, Jingfei Du, Mandar Joshi, Danqi Chen, Omer Levy, Mike Lewis, Luke Zettlemoyer, and Veselin Stoyanov. 2019b. Roberta: A robustly optimized bert pretraining approach. *arXiv preprint arXiv:1907.11692*.
- X. Ma, P. Zhang, S. Zhang, N. Duan, Y. Hou, M. Zhou, and D. Song. 2019. A tensorized transformer for language modeling. In *NIPS*.
- J. S. McCarley. 2019. Pruning a bert-based question answering model. *arXiv preprint arXiv:1910.06360*.
- Dan Meng and Zheng Pei. 2012. Extracting linguistic rules from data sets using fuzzy logic and genetic algorithms. *Neurocomputing*.
- Melanie Mitchell. 1998. *An introduction to genetic algorithms*. MIT press.
- Colin Raffel, Noam Shazeer, Adam Roberts, Katherine Lee, Sharan Narang, Michael Matena, Yanqi Zhou, Wei Li, and Peter J Liu. 2019. Exploring the limits of transfer learning with a unified text-to-text transformer. *preprint arXiv:1910.10683*.
- Anna Rogers, Olga Kovaleva, and Anna Rumshisky. 2020. A primer in bertology: What we know about how bert works. *arXiv preprint arXiv:2002.12327*.
- Adriana Romero, Nicolas Ballas, Samira Ebrahimi Kahou, Antoine Chassang, Carlo Gatta, and Yoshua Bengio. 2014. Fitnets: Hints for thin deep nets. *preprint arXiv:1412.6550*.

- Javad Sadeghi, Saeid Sadeghi, and Seyed Taghi Akhavan Niaki. 2014. Optimizing a hybrid vendor-managed inventory and transportation problem with fuzzy demand: an improved particle swarm optimization algorithm. *Information Sciences*.
- Hassan Sajjad, Fahim Dalvi, Nadir Durrani, and Preslav Nakov. 2020. Poor man’s bert: Smaller and faster transformer models. Technical report.
- Victor Sanh, Lysandre Debut, Julien Chaumond, and Thomas Wolf. 2019. Distilbert, a distilled version of bert: smaller, faster, cheaper and lighter. *preprint arXiv:1910.01108*.
- S. Shen, Z. Dong, J. Ye, L. Ma, Z. Yao, A. Gholami, M. W. Mahoney, and K. Keutzer. 2019. Q-bert: Hessian based ultra low precision quantization of bert. *arXiv preprint arXiv:1909.05840*.
- David R So, Chen Liang, and Quoc V Le. 2019. The evolved transformer. *ICML*.
- Siqi Sun, Yu Cheng, Zhe Gan, and Jingjing Liu. 2019a. Patient knowledge distillation for bert model compression. In *EMNLP*.
- Z. Sun, H. Yu, X. Song, R. Liu, Y. Yang, and D. Zhou. 2020. Mobilebert: a compact task-agnostic bert for resource-limited devices. *arXiv preprint arXiv:2004.02984*.
- Zhiqing Sun, Hongkun Yu, Xiaodan Song, Renjie Liu, Yiming Yang, and Denny Zhou. 2019b. Mobilebert: Task-agnostic compression of bert for resource limited devices.
- Raphael Tang, Yao Lu, Linqing Liu, Lili Mou, Olga Vechtomova, and Jimmy Lin. 2019. Distilling task-specific knowledge from bert into simple neural networks. *preprint arXiv:1903.12136*.
- Henry Tsai, Jason Riesa, Melvin Johnson, Naveen Arivazhagan, Xin Li, and Amelia Archer. 2019. Small and practical bert models for sequence labeling. In *EMNLP*.
- Iulia Turc, Ming-Wei Chang, Kenton Lee, and Kristina Toutanova. 2019. Well-read students learn better: The impact of student initialization on knowledge distillation. *arXiv preprint arXiv:1908.08962*.
- A. Vaswani, N. Shazeer, N. Parmar, J. Uszkoreit, L. Jones, A. N. Gomez, Ł. Kaiser, and I. Polosukhin. 2017. Attention is all you need. In *NIPS*.
- A. Wang, A. Singh, J. Michael, F. Hill, O. Levy, and S. Bowman. 2018. Glue: A multi-task benchmark and analysis platform for natural language understanding. In *Proceedings of the 2018 EMNLP Workshop BlackboxNLP: Analyzing and Interpreting Neural Networks for NLP*.
- Wenhui Wang, Furu Wei, Li Dong, Hangbo Bao, Nan Yang, and Ming Zhou. 2020a. Minilm: Deep self-attention distillation for task-agnostic compression of pre-trained transformers. *preprint arXiv:2002.10957*.
- Zhenyu Wang, Fu Li, Guangming Shi, Xuemei Xie, and Fangyu Wang. 2020b. Network pruning using sparse learning and genetic algorithm. *Neurocomputing*.
- Lingxi Xie and Alan Yuille. 2017. Genetic cnn. In *ICCV*.
- Canwen Xu, Wangchunshu Zhou, Tao Ge, Furu Wei, and Ming Zhou. 2020. Bert-of-theseus: Compressing bert by progressive module replacing. *preprint arXiv:2002.02925*.
- Zhilin Yang, Zihang Dai, Yiming Yang, Jaime Carbonell, Russ R Salakhutdinov, and Quoc V Le. 2019. Xlnet: Generalized autoregressive pretraining for language understanding. In *NeurIPS*.
- Xin Yao. 1999. Evolving artificial neural networks. *Proceedings of the IEEE*.
- O. Zafrir, G. Boudoukh, P. Izsak, and M. Wasserblat. 2019. Q8bert: Quantized 8bit bert. *arXiv preprint arXiv:1910.06188*.
- Xiao-Ping Zeng, Yong-Ming Li, and Jian Qin. 2009. A dynamic chain-like agent genetic algorithm for global numerical optimization and feature selection. *Neurocomputing*.
- Zhengyan Zhang, Fanchao Qi, Zhiyuan Liu, Qun Liu, and Maosong Sun. 2020. Know what you don’t need: Single-shot meta-pruning for attention heads. *arXiv preprint arXiv:2011.03770*.

Appendix

A Chinese Experiments

We further explore whether our GA based layer search algorithm is applicable to Chinese tasks.

A.1 Datasets and Setup

Similar to the settings of English tasks, we perform the task-agnostic BERT distillation on the Chinese Wikipedia corpus (1.3G) and evaluate different layer mappings on the ChineseGLUE⁷ tasks. In this work, we select three typical tasks, including one sentence entailment classification task CMNLI, one keyword recognition task CLS, and one reading comprehension task CMRC 2018 (Cui et al., 2019b).

We use the strategies of Uniform and Last-Layer as the baselines. The pre-trained Chinese BERT_{BASE} is used as the teacher, and a model of architecture ($M=4$, $d=312$, $d_i=1200$, $h=12$) is used as the student network. Compared to the English training corpus, the Chinese Wikipedia is relatively

⁷<https://github.com/ChineseGLUE/ChineseGLUE>

Table 7: Results of 4-layer student ($M=4$, $d=312$, $d_i=1200$, $h=12$) with different layer mappings in Chinese tasks.

Strategy	Layer Mapping	CMNLI	CSL	CMRC 2018	Avg
Uniform	(3,6,9,12)	72.7	72.1	48.2	64.3
Last-Layer	(0,0,0,12)	73.0	71.7	51.7	65.5
ELM (ours)	(1,4,6,11)	73.5	73.9	55.6	67.7

small, we perform distillation with a maximum sequence length of 128 for nine epochs, and 512 for one more epoch. We use the evaluation scripts provided by ChineseGLUE for fine-tuning, and keep the default hyper-parameters during the whole searching process.

A.2 Results and Analysis

The results of the Chinese experiment are presented in Table 7. We have a similar observation as in English experiments. The strategy of layer mapping still dramatically affects the performances of BERT distillation. The proposed ELM outperforms the widely used baselines by at least 2.2% on average, especially on the challenging reading comprehension CMRC task. The optimal layer mapping for Chinese tasks is (1, 4, 6, 11), which does not strictly match that, i.e. (0, 0, 5, 10), of English tasks. However, we can observe that they still possess some similar properties, e.g., both the two optimal layer mappings contain the more transferable middle layers (layer ‘6’ and ‘5’), the last layer of the teacher network is not selected. Three layers of the student network will learn from a layer of the bottom 6 layers of the teacher network. It is natural to ask the question of whether there exists an optimal ELM for multilingual tasks, which requires more computational resources, and we leave it as future work.