

I-GCN: Robust Graph Convolutional Network via Influence Mechanism

Haoxi Zhan,¹ Xiaobing Pei*¹

¹ Huazhong University of Science and Technology
zhanhaoxi@foxmail.com, xiaobingp@hust.edu.cn

Abstract

Deep learning models for graphs, especially Graph Convolutional Networks (GCNs), have achieved remarkable performance in the task of semi-supervised node classification. However, recent studies show that GCNs suffer from adversarial perturbations. Such vulnerability to adversarial attacks significantly decreases the stability of GCNs when being applied to security-critical applications. Defense methods such as preprocessing, attention mechanism and adversarial training have been discussed by various studies. While being able to achieve desirable performance when the perturbation rates are low, such methods are still vulnerable to high perturbation rates. Meanwhile, some defending algorithms perform poorly when the node features are not visible. Therefore, in this paper, we propose a novel mechanism called influence mechanism, which is able to enhance the robustness of the GCNs significantly. The influence mechanism divides the effect of each node into two parts: introverted influence which tries to maintain its own features and extroverted influence which exerts influences on other nodes. Utilizing the influence mechanism, we propose the Influence GCN (I-GCN) model. Extensive experiments show that our proposed model is able to achieve higher accuracy rates than state-of-the-art methods when defending against non-targeted attacks.

Introduction

Graphs are ubiquitous discrete data structures which consist of nodes and edges. A number of complex relationships in non-Euclidean domains such as social networks (Newman, Watts, and Strogatz 2002), citation networks (Sen et al. 2008), bank transactions (Ron and Shamir 2013) and protein interaction networks (Rudolph and Cox 2019) are able to be represented by graphs. Not surprisingly, recent years have witnessed a rapid growth in the applications of Graph Neural Networks (GNNs). One important analytical task of GNNs is node classification, which aims to predict the labels of the unlabeled nodes in a graph. Graph Convolutional Networks (GCNs) are a type of GNNs designed to tackle the node classification task that attracts considerable research attention (Kipf and Welling 2017; Velickovic et al. 2018; Hamilton, Ying, and Leskovec 2017).

Although the performance of GCNs are promising, deep learning methods are shown to be in lack of robustness (Yuan

et al. 2019). Unfortunately, GCNs are of no exception. It is revealed that only a small portion of unnoticeable perturbations would be able to fool Graph Convolutional Networks such that the classification accuracies would be highly reduced (Zügner, Akbarnejad, and Günnemann 2018; Zügner and Günnemann 2019). The lack of robustness is one of the major obstacles for GCNs to be applied in the real world. For instance, in an advertisement system based on social network graphs, an attacker might create several fake edges in the data to mislead the user classification system. Similarly, adding adversarial transactions in a bank system could lead to false detections of fraud users. Therefore, it is significant to develop GCN models that are robust against such adversarial attacks.

A key issue that leads to the vulnerability of the GCNs is the “message passing” scheme, in which the representation of each node is based on the aggregation of the embeddings of its neighbors (Zhang, Cui, and Zhu 2018). As a result, the adversarial attacks could be propagated in the network and indirect attacks are feasible.

In order to increase the robustness, a natural solution is to control the propagation of messages among the nodes. Since edges are the foundation of message passing, a simple method is to recognize and delete adversarial edges during the preprocessing of the dataset (Wu et al. 2019). Another idea is to use attention mechanisms, which have been widely applied in both natural language processing models and graph neural networks (Zhu et al. 2019; Tang et al. 2020). Besides being able to process data with different input sizes, another benefit of attention mechanisms is that they provide a framework to control the message-passing processes according to the node features.

While being able to increase the robustness of the GCN models, the previous methods also have their drawbacks. Firstly, they are shown to be more effective under low perturbation rates. When the perturbation rates are high, these models are also vulnerable (Jin et al. 2020). Secondly, some methods are unusable for datasets in which the node features are invisible (Wu et al. 2019). Finally, to the best of our knowledge, most defense methods are mainly designed for targeted attacks (Wu et al. 2019; Zhu et al. 2019).

In this paper, we propose Influence GCN (I-GCN), which takes advantage of a novel mechanism called influence mechanism. Similar to attention mechanisms, the influence

*Corresponding Author.

*Corresponding Author.

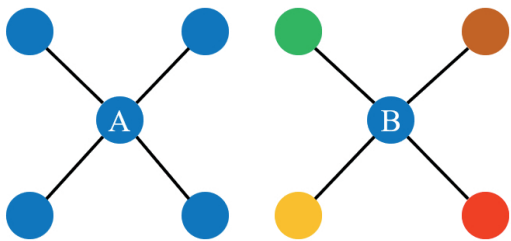


Figure 1: An illustration of the fundamental idea of the influence mechanism.

mechanism can control the message passing process according to the node features. However, the influence mechanism offers a brand new perspective. During the message passing process, a node is able to exert two different types of influences. The introverted influence tries to maintain the embeddings of itself while the extroverted influence tries to influence the hidden representations of its neighbors.

We control the proportions of the two types of influence by a coefficient called Degree of Introverted Influence (DoII). For instance, The more the embedding of a node changes during the message passing, the more likely that its latent representation is influenced by the adversarial attack. In this situation, we assign lower DoII coefficient to the node while giving higher DoII scores to its neighbors to counteract the possible adversarial attack.

In Figure 1, the node A is more similar to its neighbors than node B. Thus, node B is more likely to be attacked. As a result, node B is supposed to have a higher DoII coefficients. Extensive experiments have been conducted to verify the efficacy of our influence mechanism. We propose two variants of the influence mechanism and the experiments show that our I-GCN model outperforms the state-of-the-art methods under high perturbation rates.

In summary, our contributions of this paper are as follows:

- We propose the influence mechanism, which divides the effects of nodes into two different types, for the first time to the best of our knowledge.
- We propose the I-GCN model, which is proved to outperform the state-of-the-art baselines when defending against non-targeted attacks.
- We propose a variant of our model especially for datasets in which node features are not available.
- We conduct extensive experiments to prove the efficacies of our proposed methods.

The rest of the paper is organized as follows. In Section 2, we review related works. In Section 3, we formally define the mathematical notations used in this paper and then introduce the preliminaries. Our proposed methods are explained in details in Section 4 while the experimental results are reported in Section 5. Finally, we conclude the paper in Section 6.

Related Work

Our work is based on recent researches on graph convolutional networks, graph adversarial attacks and graph adversarial defenses.

Graph Convolutional Networks

Graph Convolutional Networks (GCNs) are a kind of Graph Neural Networks (GNNs) which aims to generalize the convolution operation to the graph domain. According to the convolution operations defined in the networks, GCNs are divided into two categories: spectral methods and spatial methods(Zhang, Cui, and Zhu 2018). Bruna et al. first introduced the spectral method, which is based on spectral graph theory, using the graph Laplacian matrix(Bruna et al. 2014). Due to the eigen-decomposition operations of the graph Laplacians, the time complexities of such convolution methods are unsatisfactory. ChebNet(Defferrard, Bresson, and Vandergheynst 2016) approximates the convolution operation with a K-order Chebyshev polynomial, thus improving the efficiency significantly. The GCN model(Kipf and Welling 2017) proposed by Kipf and Welling further simplify the convolution to first order and it achieves state-of-the-art performance on node classification tasks. We also choose GCN as an important baseline in our experiments.

However, spectral methods have natural weakness in generalizing among different graphs since the graph Laplacians used during the training are based upon certain graphs. Spatial methods define the graph convolution by aggregating information from the neighborhoods. Graph Attention Network (GAT)(Velickovic et al. 2018) is a classic model in the spatial domain that learns the attention scores in an edgewise manner. Several general frameworks in the spatial domain such as GraphSAGE(Hamilton, Ying, and Leskovec 2017) and MoNet(Monti et al. 2017) have been proposed.

For an in-depth review of the GCNs, we refer the readers to recent surveys and texts(Zhang, Cui, and Zhu 2018; Zhou et al. 2018; Liu and Zhou 2020).

Graph Adversarial Attack

While achieving state-of-the-art performances in different kinds of tasks, GCNs have been shown to be vulnerable to adversarial attacks recently(Jin et al. 2020). Graph attack algorithms could be divided into different categories based on different standards. Especially, we can divide attacking algorithms into targeted attacks and non-targeted attack. Targeted attacks aim to misclassifying certain target nodes while non-targeted attacks focus on reducing the overall performance of the model of the full dataset(Chen et al. 2020).

Nettack(Zügner, Akbarnejad, and Günnemann 2018) is a targeted attack algorithm based on a greedy strategy which scores all possible perturbations and then chooses the one with the largest score in each step. While also being a targeted algorithm, RL-S2V(Dai et al. 2018) employs the technique of reinforcement learning to generate perturbations.

To attack the network globally, Mettack(Zügner and Günnemann 2019) is a poisoning non-targeted attack which poisons the edges of the graph before the training procedure.

Being the first non-target attack algorithm, Mettack is also chosen as the attack algorithm in this paper.

Graph Adversarial Defense

In order to improve the robustness of the GCNs, several defense algorithms have been proposed by various researchers. Wu et al. found that targeted attack algorithms tend to connect nodes with large Jaccard similarity score and they propose the GCN-Jaccard model(Wu et al. 2019) which remove dissimilar edges during the preprocessing of the dataset. Zhu et al. propose Robust GCN (RGCN) network(Zhu et al. 2019) which adopts the Gaussian distributions of node features as the hidden representations. Believing that the nodes that are severely influenced by the attack would have higher variances, RGCN assigns low attention scores to them in order to defense against the attacker.

Preliminaries

Before explaining the details of the influence mechanism and our proposed I-GCN model, we introduce the notations used in this paper and some basic concepts.

Notations

In this paper we define a graph as $G = (V, E, X)$, where $V = \{v_1, \dots, v_N\}$ is the set of nodes, $N = |V|$ is the number of nodes, $E \subseteq V \times V$ is the set of edges, $X = \{x_1, \dots, x_N\}$ is the set of node features. We denote the adjacency matrix of the graph as $A = [A_1, \dots, A_N] \in \mathbb{R}^{N \times N}$ and the $N \times N$ identity matrix is denoted as I_N . For the set of nodes, we define three subsets. $V_{train} \subset V$ is the training set, $V_{val} \subset V$ is the validation set while $V_{test} \subset V$ is the testing set. Since both the baselines and our proposed model contain more than one layer, we use $H^{(l)} = [h_1^{(l)}, \dots, h_N^{(l)}]$ to define the hidden representations of nodes in the l^{th} layer of the model. Similarly, the weight matrix for the l^{th} layer is denoted as $W^{(l)}$.

Graph Convolutional Network

We introduce the architecture of the GCN model. Although a number of graph convolutional networks have been proposed, in this paper we only consider the one proposed by Kipf and Welling(Kipf and Welling 2017). In this model, a convolution layer aggregates and transforms the embeddings of all first-order neighbors for each node. The message passing mechanism could be described as follows:

$$H^{(l+1)} = \sigma(\tilde{D}^{-\frac{1}{2}} \tilde{A} \tilde{D}^{-\frac{1}{2}} H^{(l)} W^{(l)}), \quad (1)$$

where $\tilde{A} = A + T_N$, $\tilde{D}_{ii} = \sum_j \tilde{A}_{ij}$ and σ is an activation function such as ReLU. The trainable weight matrix $W^{(l)}$ performs the linear transformation that changes the dimensions of latent representations while $\hat{A} = \tilde{D}^{-\frac{1}{2}} \tilde{A} \tilde{D}^{-\frac{1}{2}}$ passes messages among the nodes according to the adjacency matrix.

The two-layer GCN network could be defined as:

$$f(X, A) = \text{softmax}(\hat{A} \sigma(\hat{A} X W^{(0)}) W^{(1)}), \quad (2)$$

For semi-supervised node classification tasks, the GCN model could be trained with the cross entropy loss function:

$$\mathcal{L}_{GCN} = - \sum_{i \in V_{train}} \sum_{j=1}^C Y_{if} \ln Z_{if}. \quad (3)$$

where C is the number of classes, Y is the label matrix and Z is the output of the network.

The Proposed Methods

In this section, we will introduce our influence mechanism and the Influence GCN (I-GCN) model. We first introduce the influence mechanism in details, and then we show the complete framework and the two variants of I-GCN.

The Influence Mechanism

We will start by describing the general framework of the influence mechanism. The input to the layer is a set of hidden representations $H^{(l)} = [h_1^{(l)}, \dots, h_N^{(l)}] \in \mathbb{R}^{(N \times F_l)}$ and the adjacency matrix $A \in \mathbb{R}^{N \times N}$. In order to transform the hidden representations, a weight matrix $W^{(l)} \in \mathbb{R}^{F_l \times F_{l+1}}$, which performs the learnable linear transformation, is applied.

The influence layer assigns each node a DoII coefficient $\alpha_i^{(l)}$. We denote the DoII coefficients of all nodes as $\vec{\alpha}^{(l)} = [\alpha_1^{(l)}, \dots, \alpha_N^{(l)}]$ and the DoII matrix is defined as: $M_\alpha^{(l)} = [\vec{\alpha}^{(l)T}, \dots, \vec{\alpha}^{(l)T}]^T$. Since the DoII coefficient indicates the degree of influence that a node exerts on its neighbors, we define the influenced adjacency matrix as:

$$A_I^{(l)} = \left((I \odot M_\alpha^{(l)} + (M_1 - I) \odot (M_1 - M_\alpha^{(l)})) \odot \hat{A} \right) \quad (4)$$

where M_1 is the $N \times N$ matrix such that $\forall i, j \in [1, N], M_{1ij} = 1$, \odot denotes the Hadamard product operation and \hat{A} is the normalized adjacency matrix which utilizes the renormalization trick(Kipf and Welling 2017).

Figure 2 reveals the differences among node attentions, edge attentions and our proposed influence mechanism. In Figure 2(c), the blue node is attacked that it is highly influenced by the brown, orange and yellow nodes. In order to counteract such attacking effects, on one hand, we increase the DoII coefficients of the 3 adversarial neighbors such that they will attack less during the message passing process. On the other hand, we decrease the DoII coefficient of the blue node such that it will attack the adversarial neighbors instead.

The I-GCN Model

In this subsection, we introduce our proposed I-GCN model in details. Similar to the GCN model proposed by Kipf and Welling(Kipf and Welling 2017), our I-GCN model contains two graph influence layers. The general framework is illustrated in Figure 3. Both graph influence layers calculate DoII coefficients according to a DoII function for all nodes in the graph and then perform the message passing process. The output of the second graph influence layer is fed into a Softmax classifier which produces the final output of the I-GCN network. The I-GCN network could be defined as:

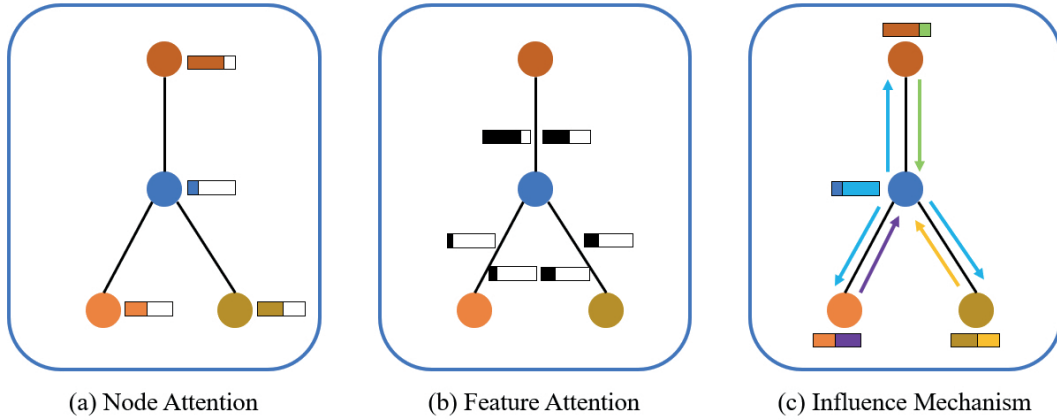


Figure 2: A comparison between the influence mechanism and attention mechanisms. The colors of nodes represent the node feature. In (a) and (b), the bars reveal the attention scores while in (c), the bars represent the DoII coefficients and the effects of extroverted influence.

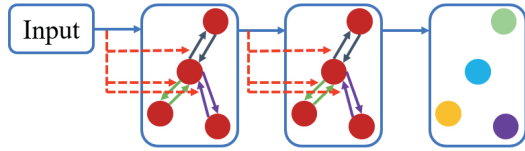


Figure 3: The structure of I-GCN. The influence mechanism is illustrated in red dashed arrows.

$$f(X, A) = \text{Softmax} \left(A_I^{(2)} \sigma(A_I^{(1)} X W^{(1)}) W^{(2)} \right). \quad (5)$$

The I-GCN model could be trained with the cross entropy loss functions:

$$\mathcal{L}_{I-GCN} = - \sum_{i \in V_{train}} \sum_{j=1}^C Y_{ij} \ln f(X, A)_{ij}, \quad (6)$$

where C is the number of classes and Y is the label matrix.

Then we introduce the detailed methods to assign DoII coefficients. Similar to attention mechanisms, a number of different methods to assign DoII scores could be deployed. Hence, our proposed I-GCN model is indeed a general framework with multiple variants. In this paper, we propose two variants of I-GCN which use different DoII functions to assign DoII coefficients.

I-GCN-N and the L1-Norm Based DoII Function The first strategy we choose to assign DoII coefficients is to consider the similarity of the hidden representations $h_i^{(l)}$ and $h_i^{(l+1)'}$ where $h_i^{(l+1)'} = A_i h_i^{(l)}$ is a simulation of $h_i^{(l+1)}$ without applying the linear transformation $W^{(l)}$. Since higher similarity between $h_i^{(l)}$ and $h_i^{(l+1)'}$ indicates fewer uncertainties and lower possibility for node i to be attacked, we assign different influence scores to the nodes as

follows:

$$\alpha_i^{(l)} = \exp \left(-\|A_i h_i^{(l)} - h_i^{(l)'}\|_1 \right), \quad (7)$$

in which the exponential function flips the monotonicity of the DoII scoring function. It also ensures that $\alpha_i \in (0, 1]$.

Utilizing the L1-Norm based DoII function, we propose I-GCN-N, which is the first variant of I-GCN. Each layer of I-GCN-N assigns DoII functions according to (7) and then propagates messages by equation (4). The whole network propagates as (5).

I-GCN-A and The Automatic DoII function While the L1-Norm based DoII function assigns DoII coefficients to the nodes according to the hidden representations, in some certain datasets node features are not visible. In such situations, it is expected that the hidden representations are not informative enough for scoring.

Thus, we propose the automatic DoII function that all the DoII coefficients are trained automatically by the optimizer. N trainable parameters $\alpha_1, \dots, \alpha_N$ are created and they are used as the DoII coefficients.

Utilizing the automatic DoII function, we propose I-GCN-A, which is the second variant of I-GCN. Training DoII coefficients automatically, each layer of I-GCN-A passes messages according to equation (4) directly and the whole network propagates as (5).

Experiments

In this section, we evaluate the effectiveness of our proposed I-GCN model. We first introduce our experiment settings, datasets and baselines, then we show our experiment results.

Experimental Settings

Datasets We validate our proposed methods on four different datasets that are commonly used in previous works (Kipf and Welling 2017; Zügner and Günnemann 2019; Zhu et al. 2019). In order to evaluate the proposed model comprehensively, we especially adopt the Polblogs dataset in which

Dataset	Type	Nodes	Edges	Classes	Features
Cora	Citation network	2485	5069	7	1433
Citeseer	Citation network	2110	3668	6	3703
Polblogs	Blog network	1222	16714	2	N/A
Cora-ML	Citation network	2810	7981	7	2879

Table 1: Dataset statistics. We only consider nodes and edges in the largest connected components.

Dataset	Ptb Rate	GCN	RGCN	GCN-Jaccard	I-GCN-N	I-GCN-A
Cora	0	83.27±0.79	85.52±0.24	82.33±0.36	84.27±0.37	84.19±0.21
	0.05	76.88±2.00	78.92±1.74	77.64±1.07	79.12±1.4	79.31±1.18
	0.1	71.11±1.29	74.18±1.19	74.72±1.31	75.00±1.24	74.87±0.83
	0.15	65.90±3.08	69.03±2.08	71.78±0.90	71.49±1.46	71.23±1.48
	0.2	59.45±2.29	63.81±2.06	68.29±1.70	68.07±1.26	68.22±1.51
	0.25	58.28±6.71	60.77±5.89	66.10±3.75	65.19±4.58	65.49±4.86
Citeseer	0	76.34±0.31	76.43±0.29	73.80±0.94	74.29±0.32	74.01±0.56
	0.05	73.77±0.57	73.55±0.34	70.55±1.26	72.36±0.55	72.35±0.53
	0.1	70.94±1.22	70.50±0.53	66.50±1.67	70.47±1.56	70.35±1.07
	0.15	67.34±2.09	66.81±1.52	66.45±1.18	68.32±1.54	68.07±1.41
	0.2	61.30±1.65	61.36±1.96	62.69±1.19	65.33±1.31	64.98±1.31
	0.25	56.94±3.43	57.70±2.20	61.00±2.39	63.45±2.99	62.73±2.07
Polblogs	0	95.43±0.32	95.62±0.14	N/A	93.93±0.91	92.78±2.42
	0.05	80.20±1.15	80.06±1.11	N/A	86.16±4.29	87.19±2.47
	0.1	79.40±1.79	79.51±1.08	N/A	86.19±2.32	87.44±2.20
	0.15	79.49±1.37	79.39±1.04	N/A	86.61±3.78	87.79±2.16
	0.2	79.12±1.52	79.28±1.12	N/A	86.84±1.40	87.59±2.11
	0.25	79.54±1.76	79.71±0.67	N/A	85.03±2.83	87.12±1.70
Cora-ML	0	83.96±1.27	86.32±0.29	85.25±0.31	85.56±0.17	85.33±0.34
	0.05	79.72±1.74	84.31±0.36	81.55±0.46	83.59±0.46	83.49±0.21
	0.1	68.01±4.26	80.08±0.56	76.86±0.70	82.07±0.40	81.76±0.44
	0.15	58.57±3.11	75.20±0.47	73.45±0.81	80.06±0.71	79.98±0.74
	0.2	49.92±4.54	68.98±0.80	71.14±0.93	78.01±0.73	77.39±0.95
	0.25	46.06±3.13	64.12±1.33	67.84±0.95	76.36±1.00	76.02±0.62

Table 2: Node classification performances (Accuracy±Std) under Mettack-LL. GCN-Jaccard is not applicable to the Polblogs dataset since the node features are not visible.

node features are not visible. The statistics of the datasets are summarized in Table 1.

Following (Zügner and Günnemann 2019), we only consider the largest connected components of the graphs. We split the datasets randomly such that 10% of the nodes are used for training, another 10% of the nodes are used for validation and the remaining 80% of the nodes form the testing set.

Baselines To evaluate the robustness of I-GCN, we compare it with the most representative GCN model and two state-of-the-art defense algorithms.

- GCN(Kipf and Welling 2017): As introduced in preliminaries, this is the most representative one among all the GCN models.
- RGCN(Zhu et al. 2019): RGCN is a state-of-the-art defense model based on node attentions. As introduced in preliminaries, the model learns the hidden representations as Gaussian distributions and then assigns attention scores according to the variances.

- GCN-Jaccard(Wu et al. 2019): GCN-Jaccard is a state-of-the-art defense algorithm based on pre-processing. Computing the Jaccard similarities of the features for all pairs of adjacent nodes, the algorithm deletes the edges with low Jaccard similarities since such edges are more likely to be adversarial edges.

Adversarial Attacks The adversarial attack method we choose in this paper is the Mettack algorithm(Zügner and Günnemann 2019). Mettack is the first and state-of-the-art non-targeted attacking algorithm which attacks graphs via meta-gradients. In this paper, we utilize the Mettack algorithm implemented in the DeepRobust library(Li et al. 2020). We apply two variants of Mettack algorithm. The Mettack-LL variant enforces the degree distribution constraint while the Mettack-F variant frees this constraint. The perturbation rate is varied from 0% to 25% with a step of 5%.

Parameter Settings For GCN, GAT and RGCN, we adopts the hyper-parameters used in authors’ implementations. For I-GCN-N, we train the model for 200 epochs

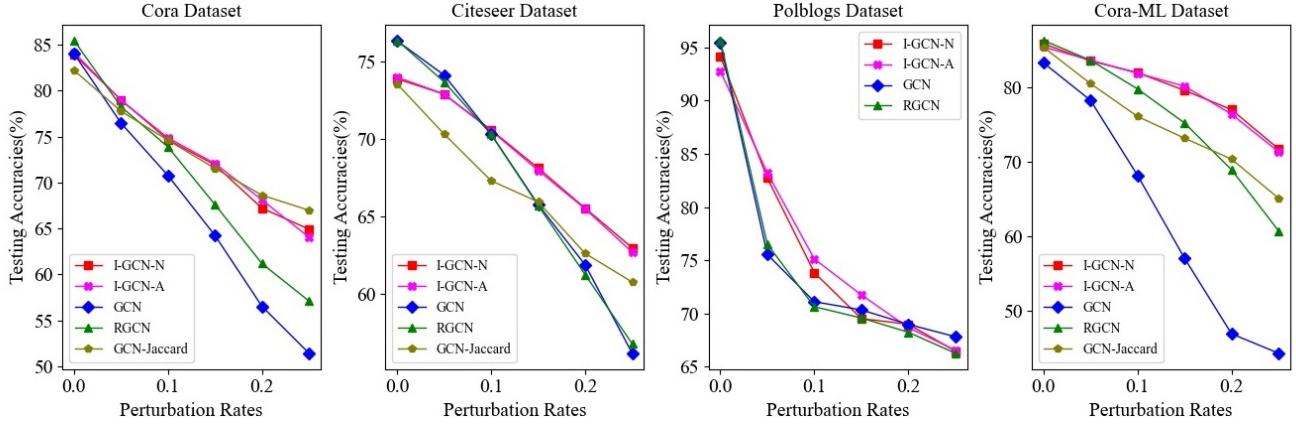


Figure 4: Node classification accuracies under Mettack-F.

with an early stopping patience of 20 epochs. We adopt the early stopping method of the GAT(Velickovic et al. 2018) model. Varying the number of hidden units from {8, 16, 24, 32, 40, 48}, we choose 40 as the number of hidden unit. Dropout rate is 0.5. The activation function is ReLU. For the optimization, we use the Adam optimizer with fixed learning rate of 0.01. The I-GCN-A model uses the same parameter settings and all the trainable DoII values are initialized as 0.

Experimental Environment Our experiments are conducted on a server with the following configurations:

- CPU: Intel Core i9-10980XE
- GPU: Nvidia Quadro RTX 6000 with CUDA 10.2
- Operating System: Microsoft Windows 10
- Python: Python 3.7.6
- Libraries: PyTorch 1.5.0, Numpy 1.18.5, Scipy 1.3.1

Experimental Results

All the experiments are conducted 10 times. We report the average accuracies and standard deviations when adopting Mettack-LL in Table 2. The table shows that our models outperform other methods in most situations. The accuracies of different methods under Mettack-F are reported in Figure 4. The following observations are concluded from the experimental results.

- Both variants of our proposed I-GCN model outperform other methods consistently under high perturbation rates for most datasets. When defending against Mettack-LL on Cora-ML dataset, our I-GCN-N model improves original GCN, RGCN and GCN-Jaccard by 30%, 12% and 8% respectively under the 25% perturbation rate.
- While performing well on Cora dataset, GCN-Jaccard performs worse than our proposed I-GCN model on other datasets. Meanwhile, our model outperforms all other baselines on Cora. This shows the adaptability of our I-GCN model.

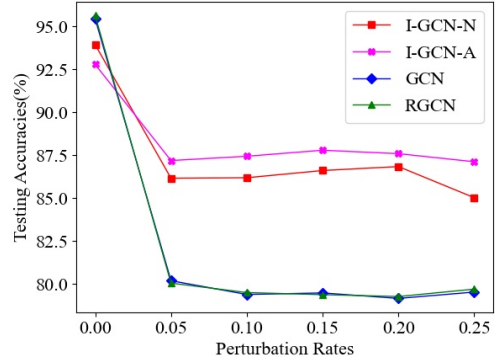


Figure 5: Results of different methods on Polblogs dataset when adopting Mettack-LL.

- For the Polblogs dataset, GCN-Jaccard is not applicable since node features are not available. Although being applicable, RGCN fails to guarantee any significant improvements on the original GCN. When defending against Mettack-LL, our proposed I-GCN-A model improves 9% under the 25% perturbation rate. When defending against Mettack-F, our proposed I-GCN-A model improves 10% under the 5% perturbation rate. A comparison of different methods on Polblogs is shown in Figure 5.

Parameter Analysis

In this subsection, we conduct some parameter analysis to investigate the sensitivity of the hyperparameters. For fair comparison, we use the same learning rate and weight decay as the original GCN paper.

We alter the number of hidden units among {8, 16, 24, 32, 40, 48}. For the convenience of presentation, we use Polblog dataset with 20% perturbation rate as an example. Figure 6 shows the performance of I-GCN-N when defending against Mettack-LL. We can see that a low number of hidden units will decrease the stability of the I-GCN-N network. Both the mean and the standard

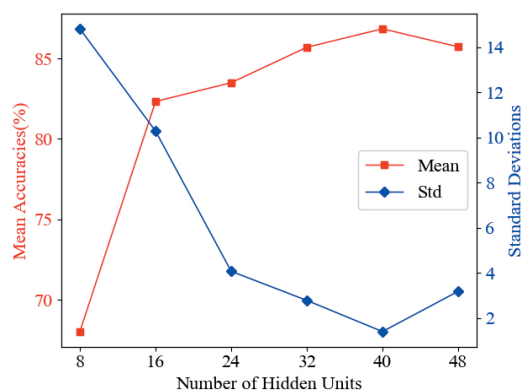


Figure 6: Performances of I-GCN-N when defending against Mettack-LL on Polblogs dataset with perturbation rate 0.2.

deviation of the accuracy are relatively smooth when the number of hidden units varies on the interval [24, 48].

Conclusion

While achieving state-of-the-art performances in the task of node classifications, GCNs can be easily fooled by adversarial perturbations. Several defense algorithms have been proposed but most of them mainly aim to defend against targeted attacks such as Nettack. Meanwhile, experiments show that when the graphs are heavily poisoned, the performances of the defense methods also reduce significantly. In this paper, we propose a novel I-GCN model which utilizes a new mechanism called influence mechanism. Experimental results show the effectiveness of our proposed model under high perturbation rates.

For datasets without node features, we propose the I-GCN-A variant of our model such that all the coefficients are trained automatically. Our experiments on Polblogs dataset demonstrate the robustness of our model on such datasets.

Future directions include developing more DoII functions and conducting more experiments to reveal the effects of the influence mechanism. We also aim to extend this framework to other graph-based deep learning models such as multi-graph networks.

References

Bruna, J.; Zaremba, W.; Szlam, A.; and LeCun, Y. 2014. Spectral Networks and Locally Connected Networks on Graphs. In *2nd International Conference on Learning Representations, ICLR 2014, Banff, AB, Canada, April 14-16, 2014, Conference Track Proceedings*.

Chen, L.; Li, J.; Peng, J.; Xie, T.; Cao, Z.; Xu, K.; He, X.; and Zheng, Z. 2020. A Survey of Adversarial Learning on Graphs. *CoRR* abs/2003.05730.

Dai, H.; Li, H.; Tian, T.; Huang, X.; Wang, L.; Zhu, J.; and Song, L. 2018. Adversarial Attack on Graph Structured Data. In *Proceedings of the 35th International Conference on Machine Learning, ICML 2018, Stockholm, Sweden, July 10-15, 2018*, vol-

ume 80 of *Proceedings of Machine Learning Research*, 1123–1132. PMLR.

Defferrard, M.; Bresson, X.; and Vandergheynst, P. 2016. Convolutional Neural Networks on Graphs with Fast Localized Spectral Filtering. In *Advances in Neural Information Processing Systems 29: Annual Conference on Neural Information Processing Systems 2016, December 5-10, 2016, Barcelona, Spain*, 3837–3845.

Hamilton, W. L.; Ying, Z.; and Leskovec, J. 2017. Inductive Representation Learning on Large Graphs. In *Advances in Neural Information Processing Systems 30: Annual Conference on Neural Information Processing Systems 2017, 4-9 December 2017, Long Beach, CA, USA*, 1024–1034.

Jin, W.; Li, Y.; Xu, H.; Wang, Y.; and Tang, J. 2020. Adversarial Attacks and Defenses on Graphs: A Review and Empirical Study. *CoRR* abs/2003.00653.

Kipf, T. N.; and Welling, M. 2017. Semi-Supervised Classification with Graph Convolutional Networks. In *5th International Conference on Learning Representations, ICLR 2017, Toulon, France, April 24-26, 2017, Conference Track Proceedings*.

Li, Y.; Jin, W.; Xu, H.; and Tang, J. 2020. DeepRobust: A PyTorch Library for Adversarial Attacks and Defenses.

Liu, Z.; and Zhou, J. 2020. *Introduction to Graph Neural Networks*. Morgan and Claypool.

Monti, F.; Boscaini, D.; Masci, J.; Rodolà, E.; Svoboda, J.; and Bronstein, M. M. 2017. Geometric Deep Learning on Graphs and Manifolds Using Mixture Model CNNs. In *2017 IEEE Conference on Computer Vision and Pattern Recognition, CVPR 2017, Honolulu, HI, USA, July 21-26, 2017*, 5425–5434. IEEE Computer Society.

Newman, M. E. J.; Watts, D. J.; and Strogatz, S. H. 2002. Random graph models of social networks. *Proceedings of the National Academy of Sciences of the United States of America* 99(90001): 2566–2572.

Ron, D.; and Shamir, A. 2013. Quantitative Analysis of the Full Bitcoin Transaction Graph. In *Financial Cryptography and Data Security - 17th International Conference, FC 2013, Okinawa, Japan, April 1-5, 2013, Revised Selected Papers*, volume 7859 of *Lecture Notes in Computer Science*, 6–24. Springer.

Rudolph, J. D.; and Cox, J. 2019. A Network Module for the Perseus Software for Computational Proteomics Facilitates Proteome Interaction Graph Analysis. *Journal of Proteome Research* 18(5): 2052–2064.

Sen, P.; Namata, G.; Bilgic, M.; Getoor, L.; Gallagher, B.; and Eliassi-Rad, T. 2008. Collective Classification in Network Data. *AI Mag.* 29(3): 93–106.

Tang, X.; Li, Y.; Sun, Y.; Yao, H.; Mitra, P.; and Wang, S. 2020. Transferring Robustness for Graph Neural Network Against Poisoning Attacks. In *WSDM '20: The Thirteenth ACM International Conference on Web Search and Data Mining, Houston, TX, USA, February 3-7, 2020*, 600–608. ACM.

- Velickovic, P.; Cucurull, G.; Casanova, A.; Romero, A.; Liò, P.; and Bengio, Y. 2018. Graph Attention Networks. In *6th International Conference on Learning Representations, ICLR 2018, Vancouver, BC, Canada, April 30 - May 3, 2018, Conference Track Proceedings*.
- Wu, H.; Wang, C.; Tyshtetskiy, Y.; Docherty, A.; Lu, K.; and Zhu, L. 2019. Adversarial Examples for Graph Data: Deep Insights into Attack and Defense. In *Proceedings of the Twenty-Eighth International Joint Conference on Artificial Intelligence, IJCAI 2019, Macao, China, August 10-16, 2019*, 4816–4823. ijcai.org.
- Yuan, X.; He, P.; Zhu, Q.; and Li, X. 2019. Adversarial Examples: Attacks and Defenses for Deep Learning. *IEEE Trans. Neural Networks Learn. Syst.* 30(9): 2805–2824.
- Zhang, Z.; Cui, P.; and Zhu, W. 2018. Deep Learning on Graphs: A Survey. *CoRR* abs/1812.04202.
- Zhou, J.; Cui, G.; Zhang, Z.; Yang, C.; Liu, Z.; and Sun, M. 2018. Graph Neural Networks: A Review of Methods and Applications. *CoRR* abs/1812.08434.
- Zhu, D.; Zhang, Z.; Cui, P.; and Zhu, W. 2019. Robust Graph Convolutional Networks Against Adversarial Attacks. In *Proceedings of the 25th ACM SIGKDD International Conference on Knowledge Discovery & Data Mining, KDD 2019, Anchorage, AK, USA, August 4-8, 2019*, 1399–1407. ACM.
- Zügner, D.; Akbarnejad, A.; and Günnemann, S. 2018. Adversarial Attacks on Neural Networks for Graph Data. In *Proceedings of the 24th ACM SIGKDD International Conference on Knowledge Discovery & Data Mining, KDD 2018, London, UK, August 19-23, 2018*, 2847–2856. ACM.
- Zügner, D.; and Günnemann, S. 2019. Adversarial Attacks on Graph Neural Networks via Meta Learning. In *7th International Conference on Learning Representations, ICLR 2019, New Orleans, LA, USA, May 6-9, 2019*.