

WITCHER: Detecting Crash Consistency Bugs in Non-volatile Memory Programs

Xinwei Fu Wook-Hee Kim Ajay Paddayuru Shreepathi[†]
 Mohannad Ismail Sunny Wadkar Changwoo Min Dongyoon Lee[†]
 Virginia Tech [†]Stony Brook University

Abstract

The advent of non-volatile main memory (NVM) enables the development of crash-consistent software without paying storage stack overhead. However, building a correct crash-consistent program remains very challenging in the presence of a volatile cache. This paper presents WITCHER, a crash consistency bug detector for NVM software, that is (1) scalable – does not suffer from test space explosion, (2) automatic – does not require manual source code annotations, and (3) precise – does not produce false positives. WITCHER first infers a set of “likely invariants” that are believed to be true to be crash-consistent by analyzing source codes and NVM access traces. WITCHER automatically composes NVM images that simulate those potentially inconsistent (crashing) states violating the likely invariants. Then WITCHER performs “output equivalence checking” by comparing the output of program executions with and without a simulated crash. It validates if a likely invariant violation under test is a true crash consistency bug. Evaluation with ten persistent data structures, two real-world servers, and five example codes in Intel’s PMDK library shows that WITCHER outperforms state-of-the-art tools. WITCHER discovers 37 (32 new) crash consistency bugs, which were all confirmed.

1 Introduction

Non-volatile main memory (NVM) technologies, such as the recently commercialized Intel Optane DC Persistent Memory [11, 50], provide persistence of storage along with traditional DRAM characteristics such as byte addressability and low access latency. NVMs are attached to processors via a memory bus so that programs can access the NVMs using regular load and store instructions. The ability to directly access NVMs provides a new opportunity to build *crash-consistent* software without paying storage stack overhead. Programs can recover a consistent state from a potentially-inconsistent persistent NVM state in the event of an application or a system crash, or a sudden power loss (hereafter crash for brevity).

However, designing and implementing a correct crash-consistent program is challenging. NVM data on a processor’s volatile cache may not be persisted after a crash. This implies that the completion of a store instruction does not guarantee the persistence of memory. Furthermore, a processor cache can evict cache lines in an arbitrary order so that the NVM memory locations may not be persisted in the same order as the program (store) order. Lastly, the current ISA does not provide an atomic instruction to update multiple NVM locations.

Therefore, ensuring crash consistency requires a developer to explicitly add a cache line flush and store fence instructions (*e.g.*, `clwb` and `sfence` in x86 architecture) and to devise a custom mechanism to ensure ordering and atomicity guarantee, making NVM programming hard and error-prone.

Recently, several solutions for detecting crash consistency bugs have been proposed, but they are not satisfactory. One line of tools [32, 42, 55] attempts to test all possible inconsistent states exhaustively, leading to a scalability issue. For instance, Yat [42] reports that a program execution with 14K cache line flushes leads to 789 million combinations to test, which will take roughly 5.2 years. Another family [45, 46] asks developers to annotate correctness conditions manually. Annotating a large NVM program is challenging, potentially resulting in both false negatives (missing annotation) and false positives (incorrect annotation) depending on the quality of annotations.

This paper presents WITCHER, a new crash consistency bug detector for NVM software. WITCHER is (1) scalable – it does not suffer from test space explosion, (2) automatic – it does not require manual source code annotations, and (3) precise – it does not produce false positives. We build WITCHER based on the following two key insights.

First, WITCHER automatically infers a set of *likely program invariants* that are believed to be true to be crash-consistent by analyzing source codes and execution traces, with a hypothesis that programmers leave some hints on what they want to ensure. WITCHER then tests only for those likely invariants, instead of relying on exhaustive testing or

user’s manual annotation. For example, for NVM addresses X and Y, from the source code where the write of Y is control-dependent on the read of X (e.g., `if(X){Y=3}`), WITCHER infers a likely invariant that “X should be persisted before Y”, assuming that developers would not want to update persistent data Y based on unpersisted data X. Then it checks the persistence ordering between X and Y, but not between X and another irrelevant Z, saving the testing time.

Second, we also automatically validate those likely invariants (i.e., to check if a violation of those invariants is a true crash consistency bug) by performing *output equivalence checking*. If a program is crash-consistent, it should produce the same output (e.g., `query(k)`) between two executions with and without a crash. Based on this observation, WITCHER composes a set of crash NVM images, each of which simulates a potentially inconsistent (crashing) state violating a likely invariant. Then it runs a randomly generated test case (e.g., a sequence of mixed insert, delete, and query), and compares the output of program executions with and without a simulated crash. Any mismatch (e.g., one leads to a fault, or produces a different output) is a definite clue of a bug.

WITCHER considers two forms of likely invariants ensuring (1) persistence ordering (e.g., X should be persisted before Y) and (2) persistence atomicity (e.g., X and Y should be persisted atomically). Then it tests if persistence primitives (e.g., cache line flush and store fence instructions) are used properly to ensure them. This approach allows WITCHER to detect crash consistency bugs in both *low-level* NVM programs, which use the assembly-level persistence primitives, and *transactional* NVM programs, which rely on a logging logic in a transaction library (e.g., Intel’s Persistent Memory Development Kit (PMDK) [30]), in a unified manner. Under the hood, such transactional libraries use the same flush and fence primitives for persistence. WITCHER traces and analyzes PMDK internals such as persistence heap allocation and transactional undo logging logics, validating both the PMDK library itself and transactional NVM programs using them. Also, WITCHER supports both single-threaded and multi-threaded testing.

We evaluated WITCHER with 17 NVM programs consisted of 92K lines of code (LOC), which include ten highly-optimized persistent data structures (appeared in top-tier systems conferences), two server applications Redis [5] and Memcached [4] that are ported with PMDK, and five example code included in PMDK. Using randomly generated test cases, WITCHER detected 37 (32 new) crash consistency bugs in 13 programs, all of which are confirmed by the developers. One new bug was found in the PMDK’s persistent pool/heap management library.

We make the following contributions in this paper:

- We propose a *likely invariant-based approach* to infer likely correct conditions to detect crash consistency bugs without manual annotations or exhaustive testing.

- We present an *output equivalence-based technique* to identify an incorrect execution without user-provided consistency checkers or annotations.
- We implement WITCHER that detects crash consistency bugs in a scalable, automatic, and precise manner using likely invariant inference and output equivalence checking.
- Our evaluation shows that WITCHER detects 37 (32 new) confirmed bugs and outperforms existing solutions: it discovered more bugs in a scalable and automatic manner. All the bugs reported were true positives.

2 Motivation

This section first demonstrates the types of crash consistency bugs along with real-world examples that WITCHER found in an NVM-optimized resizable hash table, Level Hashing [72]. Then, we discuss the limitations of existing testing techniques.

2.1 Crash Consistency Bugs

(1) Persistence ordering violations. A buggy NVM program may not maintain proper *persistence ordering* when updating multiple NVM locations. A processor cache can evict cache lines in an arbitrary order, and a processor can re-order a cache line flush instruction. As a result, the program order among multiple stores may mismatch with the persistence order. If a developer wants to ensure that one store becomes persisted before another, she has to explicitly add a cache line flush followed by a store fence instruction (e.g., `clwb` and `sfence` in x86 architecture) between them. We consider a missing persistence primitive bug (used in XFDetector [45] and RECIPE [44]) as a kind of persistence ordering bugs because it voids an ordering guarantee.

We found ten persistence ordering bugs (§6) in Level Hashing [72]. For performance, Level Hashing introduces *log-free* write operations. It maintains a flag token for each key-value slot where token 0 denotes the corresponding key-value slot is empty and token 1 denotes non-empty. Figure 1(b) shows the `level_insert` function. It intends to update the key-value slot (Lines 14, 15) before updating token (Line 18). However, if a crash happens after the token’s cache line is evicted (thus persisted) but before the key-value slot’s cache line is not (before Line 20), an inconsistent state could occur – the token indicates that the corresponding key-value slot is non-empty, but the slot is never written to NVM. Thus, the garbage value can be read (as in Figure 3(h)), implying that the insert operation failed to provide an atomic (all or nothing) semantic upon a crash. The persistent barrier at Lines 20-23 should be moved before updating the token at Line 18.

(2) Persistence atomicity violations. A buggy NVM program may not correctly enforce *persistence atomicity* among

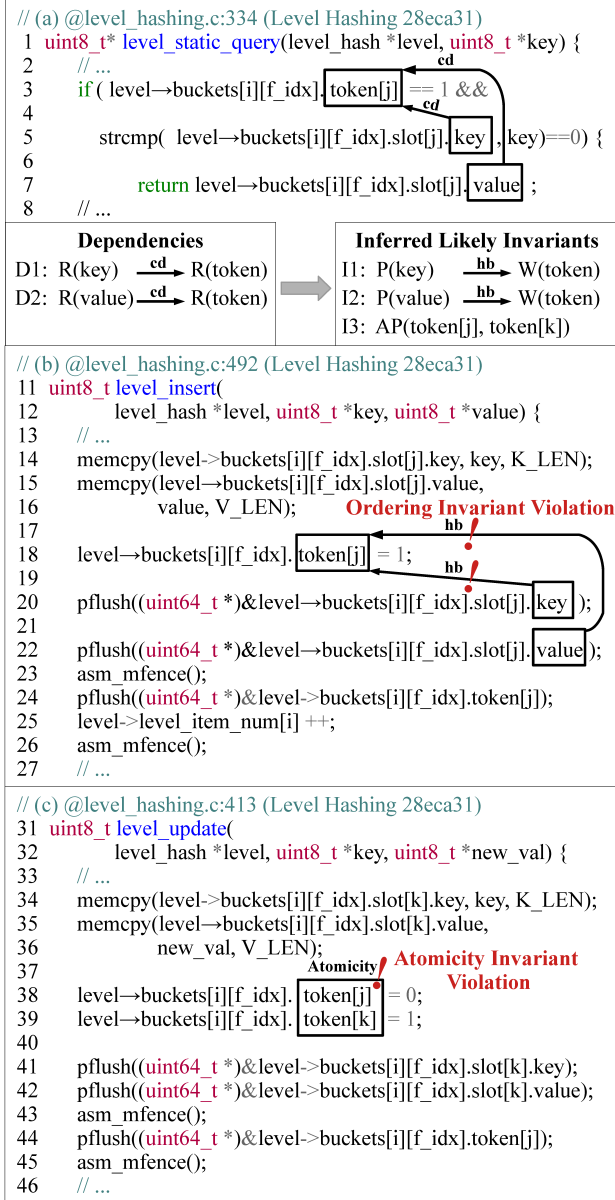


Figure 1: Using the likely invariants inferred from (a), WITCHER detects two crash consistency bugs (b) and (c) in Level Hashing.

multiple NVM updates. If a program crashes in the middle of a sequence of NVM updates, an inconsistent state may occur. We found 16 atomicity bugs in seven NVM programs (§6).

Figure 1(c) shows a persistence atomicity bug found in Level Hashing’s `level_update` function. Level Hashing opportunistically performs a log-free update. If there is an empty slot in the bucket storing the old key-value slot, a new slot is stored to the empty slot (Lines 34, 35), and then the old and new tokens are modified (Lines 38, 39). Since the new slot is not overwritten to the old slot, Level Hashing can avoid the costly logging operations. However, the code incorrectly assumes that updating two tokens is atomic. If a

crash happens right after turning off the old token (Line 38) and the cache line of the old token is evicted (persisted), the crash consistency problem happens. Since the old token is persisted with 0 but the new token (Line 39) is not turned on, we permanently lose the updating key. To solve this bug, we have to persist two tokens atomically. In this example, we can place two tokens in an 8-byte word using bit representation and update them with a single 8-byte store to update two tokens atomically.

2.2 Limitations of Existing Solutions

(1) **Huge testing space.** Exhaustive testing approach [32, 42, 55] attempts to permute all possible persistent states on a crash. Then, for each crashed state, they rely on a user-provided consistency checker to validate whether NVM data is consistent. However, they often do not scale. For instance, the testing space of Yat [42] explodes exponentially in the number of store instructions. For example, testing Level Hashing with 2000 (random) operations, the Yat tests 10^{77} total permutations (see the detailed discussion in §6.5).

(2) **Manual annotation burden.** The test space explosion problem motivated the recent *annotation-based approach*, such as PMTest [46] and XFDetector [45]. Although these approaches are fast without exhaustive testing, it puts a significant annotation burden on the developers, raising soundness, completeness, and scalability concerns. A missing annotation may miss crash consistency bugs (false negatives). The wrong annotation may produce false bugs (false positives). Annotating a large NVM software soundly and precisely is very challenging. Lastly, we note that PMTest lacks support for detecting persistence atomicity violations such as Figure 1(c), and XFDetector cannot support low-level NVM programs that do not rely on logging such as Level Hashing.

(3) **Correctness validation after a crash.** Validating the correctness (crash consistency) after a crash is another challenge. The first approach relies on a user-provided consistency checker (e.g., Yat [42], PMReorder [32]). However, the correctness of a manually-written checker is often a concern; a recent study [37] reports that even checkers (fsck) of the production-grade file systems (ext4, F2FS, and btrfs) cannot recover 16% of failures. The second approach relies on user-annotated invariant checkers (e.g., PMTest [46]). As discussed earlier, the soundness, completeness, and scalability of user annotations is a concern. The last relies on the user’s manual investigation without providing automatic validation (e.g., XFDetector [45]). That would waste a lot of developer’s time with a high false-positive rate.

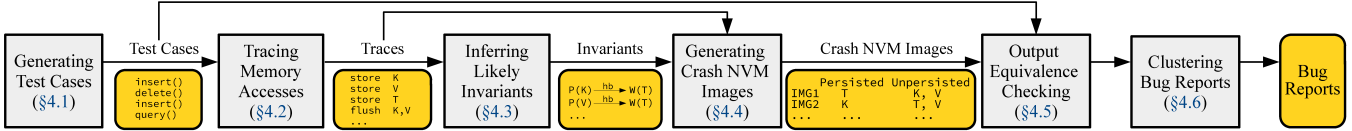


Figure 2: The architecture of WITCHER.

3 Our Approach

3.1 Inference of Likely Invariants

We propose a novel *likely invariant-based* approach to detect NVM crash consistency bugs scalably and automatically. Our key observation is that programmers often left some hints on what they want to ensure in the source codes. Thus we can infer a set of likely-correctness conditions, which we refer to as *likely invariants* (hereafter invariants for short), by analyzing source codes and execution traces.

Using the Level Hashing example as mentioned earlier, let us demonstrate how we can infer an invariant from the query (or lookup) function `level_static_query` in Figure 1(a), and apply it to find the crash consistency bugs in `level_insert` and `level_update` in Figure 1(b) and (c). `level_static_query` reads the key/value only if the token is non-empty. In other words, there is a control dependency between the read of a token and a key-value pair (Lines 3-7): e.g., we denote it as $R(\text{slot}[j].\text{key}) \xrightarrow{cd} R(\text{token}[j])$. We analyze the implication of this control dependency as follows.

We first refer to the common NVM programming pattern that uses a flag (token) to ensure the persistence atomicity of data (key/value) as *guarded protection*. We have observed this guarded protection pattern in many NVM programs including key-value stores [1, 49, 66], logging implementations [12, 26, 27, 36, 65], persistent data structures [17, 19, 28, 43, 44, 53, 57], memory allocators [13, 30, 56, 61], and file systems [18, 20, 21, 38, 67]. The guarded protection follows the following reader-writer pattern around a flag variable, which we call “guardian”: (1) The writer ensures that both key and value are “persisted before” the flag is persisted (Figure 1(b)). (2) The reader checks if the flag is set before reading the key and value, which we call “guarded read” (Figure 1(a)). The persistence ordering (for the writer side) and the guarded read (for the reader side) together ensure that the reader reads atomic (both old or both new) states of key and value.

From the guarded read pattern in Figure 1(a), we infer the first *persistence ordering invariant*: a key-value pair should be persisted before a token (i.e., $P(\text{slot}[j].\text{key}/\text{value}) \xrightarrow{hb} W(\text{token}[j])$). We then extend it to the second *persistence atomicity invariant*: the updates of two or more guardians should be atomic. Otherwise, an atomic update of multiple key-value slots cannot be guaranteed (i.e., $AP(\text{token}[j], \text{token}[k])$).

Later we find that `level_insert` violates the persistence

ordering invariant at Line 18, and `level_update` violates the persistence atomicity invariant at Line 39. WITCHER tests only NVM states that violate the inferred invariants. For example, in `level_insert` we test only one case that a token is persisted but a key-value pair is not persisted, which violates the writer pattern in the guarded protection. Similarly, in `level_update` we test two cases that one token is persisted and another token is not. In this way, we can significantly reduce testing space without the developer’s manual annotation.

In §4.3, we present more generalized meta-rules to infer likely invariants beyond guarded protection. Note that WITCHER does not require prior knowledge of truth and does not assume invariants are always correct: if two invariants contradict, we test both cases to discern which one is correct.

3.2 Output Equivalence Checking

We propose an *output equivalence checking* approach to validate if an NVM state that violates an inferred invariant is indeed inconsistent, indicating a crash consistency bug. The key insight is that we can construct an oracle (a correct execution) to compare with to discern whether a given NVM state is inconsistent by leveraging atomic (all or nothing) semantics of (correct) crash-consistent NVM programs. Hence we do not need to rely on a user-provided consistency checker or a code annotation for validation (as in existing works).

Suppose that we perform the following four operations on Level Hashing: `insert(k, v0)`, `delete(k)`, `insert(k, v1)`, and `query(k)` (see Figure 3(a)). If the program crashes while executing the third `insert(k, v1)`, it should behave as if the operation either did happen or did not. After the resumption, we know two possible, correct outputs of the following `query(k)` are either `v1` or `null`. If a program starting from an invariant-violating NVM state produces output that is different from these two oracles, then we can confidently conclude that the program is not crash-consistent, and the invariant violation is indeed a true crash consistency bug.

Note that our oracles rely on test cases, and thus some crash consistency bugs may not be detected if they do not produce visible symptoms (e.g., segmentation fault, different output, etc.) on the given test cases. This implies that we may have false negatives. However, any detected output divergence is indeed an indicator of a true crash consistency bug: i.e., we do not have false positives.

4 Design of WITCHER

We describe the detailed design of WITCHER. Figure 2 illustrates WITCHER’s six-stage architecture. As a dynamic systematic testing tool, WITCHER starts by generating a random test case (§4.1). WITCHER instruments an NVM program and runs the test case to collect a memory trace (§4.2), from which WITCHER infers invariants (§4.3). Then, from the same trace, WITCHER constructs a set of legal crash NVM images violating the inferred invariants (§4.4) and performs output equivalence checking to validate them (§4.5). Last, WITCHER reports the crash consistency bugs after clustering similar cases (§4.6) to ease developers’ root cause analysis. WITCHER supports both single-threaded and multi-threaded testing. We explain single-threaded testing in this section. Then we present our extension for multi-threading later in §4.7.

4.1 Generating Test Cases

WITCHER requires a deterministic test case such that its output is deterministic for a given input for output equivalence checking. Any deterministic test case with a good code coverage would suffice. An ideal crash consistency testing tool should explore the three dimensions of testing space: (1) program input, (2) thread interleaving, and (3) NVM state (persistence). WITCHER focuses on exploring the (3) persistence space in a systematic and scalable manner. We leave a smarter test case generation for program input and thread interleaving and their test space reduction as future work, and instead use random testing in this work.

By default, WITCHER supports random test case generation of index structures, providing standard APIs such as insert, delete, update, query, and scan. WITCHER randomly generates a list of operations, keys, and values. For operation parameters, in order to make some dependent operations (*e.g.*, get, delete, update) more meaningful, we assign a higher probability to generate a key used before in earlier operations.

4.2 Tracing Memory Accesses

WITCHER uses an NVM program execution trace to infer invariant (§4.3) and construct crash NVM images (§4.4) to validate later. We instrument an NVM program using an LLVM compiler pass and then execute the instrumented NVM binary with a test case to collect the execution trace. We trace load, store (including the updated value), branch, call/return, flush (*i.e.*, c1flush, c1flushopt, and c1wb) and memory fence (*i.e.*, sfence and mfence) instructions. We order the instructions in a trace by protecting our tracing code using a global mutex so we can easily analyze traces of multi-threaded programs.

Suppose we trace Level Hashing in Figure 1 using the test case with four operations in Figure 3(a). Figure 3(b) shows the trace of the last last_static_query operation. Each trace includes a unique Trace ID (TID), a Static Instruction ID (SID), which is essentially the instruction location in the binary, and instruction type. For load and store, WITCHER additionally traces its address, length (not shown), and data (for store), and whether accessing DRAM (white) or NVM (gray).

4.3 Inferring Likely Invariants

In this step, WITCHER performs a program dependency analysis and infers a set of likely invariants from the memory trace. We first describe a set of meta-rules designed to infer (1) persistence ordering invariants and (2) persistence atomicity invariants (§4.3.1). Then we explain how WITCHER uses program dependence analysis to apply the meta-rules and infers the corresponding invariants from the memory trace (§4.3.2).

4.3.1 Meta-Rules for Ordering and Atomicity Invariants

At a high level, each rule looks for control and/or data dependencies between NVM locations X and Y , and infers a likely invariant that “ X should be persisted before Y ” (ordering invariant) or “ X and Y should be persisted atomically” (atomic invariant). From the invariant, WITCHER later constructs an NVM state that violates it – *e.g.*, “ Y is persisted, but X is not” (§4.4) and tests if this invariant violation produces a wrong output (§4.5). Another way to explain the benefit of invariant inference is that for two NVM addresses X and Y , if WITCHER does not detect any dependency, it does not test such cases involving X and Y and saves the test time (assuming that independent NVM objects do not lead to an inconsistent state). Table 1 summarizes meta-rules for inferring invariants:

RO1. Data dependency implies persistence ordering.

Suppose a developer writes a code “ $Y=X+3$ ” where the write of Y is data-dependent on the read of X (which we denote $W(Y) \xrightarrow{dd} R(X)$). From the data dependency, we hypothesize that the developer would want X to be persisted before updating Y (*i.e.*, $P(X) \xrightarrow{hb} W(Y)$) so that she does not update an NVM state Y based on “unpersisted” X . Otherwise, an inconsistent state may be generated when a program crashes after Y becomes persisted, but X is not. The first meta-rule RO1 in Table 1 is based on this reasoning: for two memory locations X and Y in NVM, if we find the Condition $W(Y) \xrightarrow{dd} R(X)$, we infer the Likely Invariant $P(X) \xrightarrow{hb} W(Y)$. From the invariant we later create a crash NVM image where Y is persisted and X is unpersisted, if such state is legal in program execution.

RO2. Control dependency implies persistence ordering.

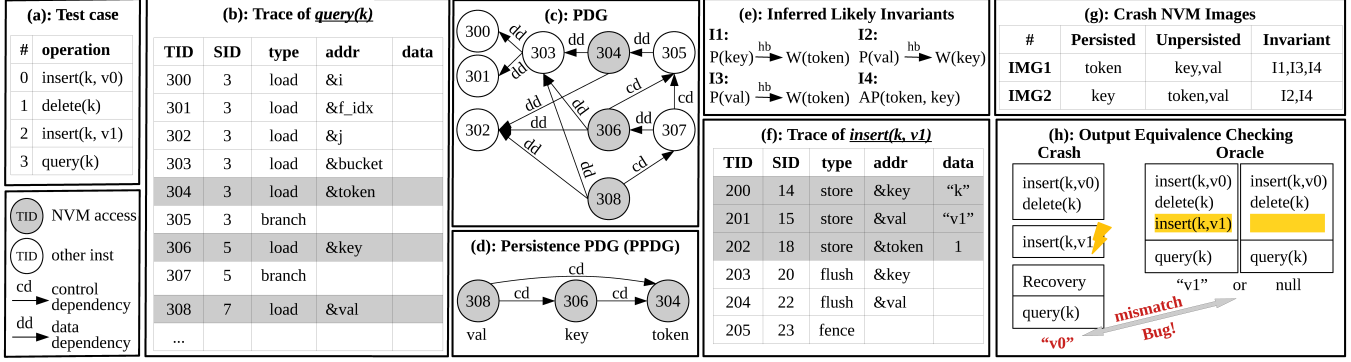


Figure 3: An example of WITCHER’s crash consistency bug detection steps.

Consider a code “ $\text{if}(X) Y=3$ ” where the write of Y is control-dependent on the read of X . Similar to R01, we hypothesize that a developer would want to make X persisted before updating Y so that she does not update Y based on “unpersisted” X . More formally, R02 says: for two memory locations X and Y in NVM, if we find the Condition $W(Y) \xrightarrow{cd} R(X)$, we infer the Likely Invariant $P(X) \xrightarrow{hb} W(Y)$. From the invariant, we simulate a state where Y is persisted but X is not if such state is legal.

R03. Guarded read implies persistence ordering. As discussed in §3.1, guarded protection is a common NVM programming pattern. It achieves the atomicity of data using the writer-side persistence ordering and the reader-side guarded read. Based on this observation, if we see the reader-side guarded read pattern, we infer the likely invariant on the writer-side persistence ordering. In other words, R03 says: for two memory locations X and Y in NVM, if we find the Condition $R(Y) \xrightarrow{cd} R(X)$, we infer the Likely Invariant $P(Y) \xrightarrow{hb} W(X)$. We then validate the invariant from the NVM state such that X is persisted but Y is not. Note that here X is a guardian in the guarded read pattern (e.g., token in Figure 1) and thus it should be persisted last (after key and value).

RA1. Guardian implies persistence atomicity. As in the R03 ordering invariant, we can find a set of guardians – e.g., token[j] and token[k] in Figure 1. A program state could be inconsistent if they are not updated atomically. Based on this observation, we infer the likely invariant on persistence atomicity such that two or more guardians should be atomically updated. RA1 in Table 1 says: for two guardians X and Y from R03, we infer the Likely Invariant $AP(X, Y)$ that X and Y should be atomically persisted. We simulate NVM states such that only one guardian is persisted. This approach allows us to reduce testing space significantly because we will not test persistence atomicity for well-guarded NVM data. For example, if a program applies the guarded read patterns on key and value in all places (using token as a guardian), then we do not test persistence atomicity between them.

#	Condition		Likely Invariant		NVM Image	
	Example	Rule	Example	Rule	\mathbb{P}	\mathbb{U}
R01	$Y=X+3;$	$W(Y) \xrightarrow{dd} R(X)$	$X=...; Y=...;$	$P(X) \xrightarrow{hb} W(Y)$	Y	X
R02	$\text{if}(X) \{Y=3;\}$	$W(Y) \xrightarrow{cd} R(X)$	$X=...; Y=...;$	$P(X) \xrightarrow{hb} W(Y)$	Y	X
R03	$\text{if}(X) \{Z=Y+3;\}$	$R(Y) \xrightarrow{cd} R(X)$	$Y=...; X=...;$	$P(Y) \xrightarrow{hb} W(X)$	X	Y
RA1	$\text{if}(X) \{M=N+3;\}$	$R(N) \xrightarrow{cd} R(X)$	$X=...; Y=...;$	$AP(X, Y)$	X	Y
	$\text{if}(Y) \{K=J+3;\}$	$R(J) \xrightarrow{cd} R(Y)$			Y	X

$R(X)$: read X $W(X)$: write X $P(X)$: persist X \mathbb{P} : persisted \mathbb{U} : unpersisted
 $E1 \xrightarrow{cd} E2$: $E1$ is control dependent on $E2$ $E1 \xrightarrow{dd} E2$: $E1$ is data dependent on $E2$
 $E1 \xrightarrow{hb} E2$: $E1$ should happen before $E2$ $AP(X, Y)$: X and Y persisted atomically

Table 1: Three meta-rules R01–R03 for persistence ordering invariants and one meta-rule RA1 for atomicity invariants.

4.3.2 Program Analysis for Invariant Inference

WITCHER performs program dependence analysis to infer likely invariant from the source codes and execution traces. WITCHER first constructs Program Dependence Graph (PDG) [23, 25, 54] where a node represents a traced instruction, and an edge represents data or control dependency. Then, WITCHER simplifies the PDG into what we called Persistence Program Dependence Graph (PPDG) that captures dependencies between NVM accesses to make it easy to apply the invariant inference meta-rules. For example, Figure 3(c) shows the PDG of the trace (b), and (d) shows the PPDG.

WITCHER uses a mix of static and dynamic trace analysis to construct a PDG. When instrumenting the source code for tracing (§4.2), it performs static analysis to capture register-level data and control dependency. Then it extracts memory-level data dependence by analyzing memory-level data-flow in the collected trace. This dynamic memory-level data dependency analysis improves PDG’s precision compared to static-only analysis which suffers from the imprecision of pointer analysis. The static instruction IDs (binary address) are used to map static and dynamic information.

WITCHER converts a PDG to a PPDG as follows. Initially, the PPDG has only (gray) NVM nodes. WITCHER traverses the PDG from one NVM node to another NVM node. If there is at least one control-flow edge along the path, it adds a control-flow edge in the PPDG. If a path includes only data-

flow edges, it adds a data-flow edge in the PPDG. No path implies no dependency.

Given the PPDG, WITCHER then applies the meta-rules in Table 1 to infer likely invariants. For each edge and two nodes in the PPDG, WITCHER considers the type of edge (control vs. data) and the type of instructions (store vs. load). When WITCHER finds a Condition, it records the corresponding Likely Invariant. For example, the PPDG in Figure 3(d) shows that $R(\text{key}) \xrightarrow{cd} R(\text{token})$. Based on R03, we infer the invariant I1: $P(\text{key}) \xrightarrow{hb} W(\text{token})$ in (e). Similarly, we can infer the persistence ordering invariants I2 and I3. Moreover, as token and key are guardians for guarded reads, based on RA4, we infer the persistence atomicity invariant I4: $AP(\text{token}, \text{key})$.

4.4 Generating Crash NVM Images

The next step after inferring invariants is to generate a set of crash NVM images¹ that violate the invariants. Later in §4.5, we will describe how WITCHER loads these NVM images and uses output equivalence checking for validation.

At a high level, WITCHER generates crash NVM images as follows. WITCHER takes as input the same trace used to collect invariants and performs cache and NVM simulations along the trace. During the simulation, WITCHER cross-checks if there is an invariant violation. Each invariant-violating NVM state forms a crash NVM image. WITCHER produces a set of crash NVM images for further validation.

4.4.1 Simulating Cache and NVM States

The goal of the cache/NVM simulations is to generate only feasible NVM states that violate likely invariants but still obey the semantics of a persistence control at a cache line granularity (e.g., the effects of a flush instruction). Starting from the empty cache and NVM states, WITCHER simulates the effects of store, flush, and fence instructions along the trace while honoring the memory (consistency) model of a processor. In particular, WITCHER supports Intel’s x86-64 architecture model, as in Yat [42]. The following two rules are, in particular, relevant to the cache/NVM simulations:

- A fence instruction guarantees that all the prior flush-ed stores are persisted.
- A processor does not reorder two store instructions in the same cache line (following the x86-TSO memory consistency model [35, 62]). Suppose that X and Y are in the same cache line and a program executes two stores $W(X)$ and $W(Y)$ in order. In this case, the valid NVM states are: (1) nothing persisted, (2) only X is persisted, and (3) both X and Y are persisted. Note that the case that only Y is persisted is *not* valid since it violates the program order.

¹In PMDK, an NVM image is a regular file containing an NVM heap state created, loaded, and closed by PMDK APIs [34].

Consider the trace of Level Hashing’s level_insert code in Figure 3(f). After simulating the first three store instructions (TID 200-202), there could be multiple valid cache/NVM states. For example, the data “k” for key could either remain in a cache (unpersisted) or could be evicted (persisted). The same is true for the val and token. However, after finishing the execution of the last fence instruction (TID 205), key and val are guaranteed to be persisted (due to flush and fence). Still, token could be either unpersisted or persisted.

4.4.2 Checking Invariants Violations

During the simulation, WITCHER checks if there could be an NVM state that violates a likely invariant before executing each fence instruction because the fence ensures a persistent state change. WITCHER considers all possible persisted/unpersisted states while honoring the above cache/NVM simulation rules.

Consider the trace of Level Hashing’s level_insert code in Figure 3(f) again. Before we execute the last fence instruction (TID 205), we check the four invariants against the trace as shown in (e). For instance, I1 says that $P(\text{key}) \xrightarrow{hb} W(\text{token})$. The invariant violating state is the one that token is persisted, but key is not. We check if this invariant violating case is feasible in this code region (before the fence). The answer is yes – a program crashes between the TID 202 store and the TID 203 flush instructions, and the cache line for token is evicted (persisted) but not for key and val (unpersisted). This forms the first crash NVM image IMG1 in (g). Similarly, we can find that IMG1 is also the state that I3 and I4 are violated. We can also find the second IMG2 in (g) violating I2 and I4.

Each crash NVM image is indeed represented as a pair of a fence ID and a store ID, which specifies where to crash and which store to be persisted, respectively. WITCHER repeats the process along the trace and generates a set of crash NVM images that will be validated in the next step.

4.5 Output Equivalence Checking

WITCHER validates the invariant-violating crash NVM images and detects crash consistency bugs using output equivalence checking. The key idea is that if the NVM program is crash-consistent, after a recovery from a crash, it should behave as if the operation where the crash occurred is either fully executed (committed) or not at all executed (rolled back). And thus, after the crash, the program should produce the output of one of these two executions, which we call *oracles*.

Consider the example in Figure 3 again. Using the test case insert(k, v0), delete(k, v0), insert(k, v1), and query(k) in (a), we analyzed the trace of the third insert(k, v1) operation in (f) to generate two crash NVM images in (g). The first IMG1 reflects an NVM state that the

first two operations, `insert(k, v0)` and `delete(k, v0)`, are correctly performed, and the program crashes in the middle of the third `insert(k, v1)` where only token is persisted, and key and value remain unpersisted – *i.e.*, IMG1 has the old value `v0`.

WITCHER generates two oracles to compare. The first oracle reflects an execution where the crashed operation is committed – thus we run the test case `insert(k, v0)`, `delete(k, v0)`, `insert(k, v1)`, and `query(k)` (no crash) and records `v1` (the new value) as the output of `query(k)`. The second oracle mimics an execution where the crashed operation is rolled back – we run the same test case without the third `insert(k, v1)` and `log null` as the output of `query(k)`. Altogether, the oracles say that the correct output of the last `query(k)` is either `v1` or `null`.

For output equivalence checking, WITCHER loads a crash NVM image, runs a recovery code (if exists), executes the rest of the test cases, records their outputs, and compares them with the oracles. For example with IMG1, `query(k)` returns the old value `v0` (as neither the deletion of `k` nor the insertion of new value `v1` was not persisted) – WITCHER detects the mismatch and reports the test case and the crash NVM image information (the crash location as the fence TID, and the persistence state as the persisted store ID). On the other hand, a similar analysis with the second IMG2 shows that the output (`null`) matches the oracles, so WITCHER does not report them.

4.6 Clustering Bug Reports

One key benefit of the prior output equivalence checking is that all the reported cases indeed reflect buggy inconsistent states (no false positives). Nonetheless, many cases may share the same root cause: *e.g.*, a bug in `insert` operation may repeatedly appear if the test case has many `insert` calls.

To help programmers finding the root causes, WITCHER clusters the bug reports according to operation type (*e.g.*, `insert`, `delete`) and execution path (a sequence of basic blocks) that appeared in the trace. We found that our clustering scheme helps the root cause analysis significantly because after one root cause is found, reasoning about the redundant cases along the same program path is relatively simpler. Multiple clusters may share the same root cause.

4.7 Extension for Multi-threaded NVM Programs

Comparing two oracles is sufficient for testing single-threaded NVM program. However, for multithreaded cases, output equivalence checking should consider more oracles as a program may crash while `M` concurrent operations are running. Each per-thread operation has two legal states (all or nothing), and we also need to consider different permutations of a linearization order. Thus, the number of ora-

cles is $P(M, 0) + P(M, 1) + \dots + P(M, M - 1) + P(M, M)$, where $P(m, k) = m! / (m - k)!$. For example, we need 5 oracles for 2 threads and 65 oracles for 4 threads. As discussed in §4.1, WITCHER focuses on exploring the persistence space in a systematic and scalable manner, and we leave thread-interleaving space reduction as future work.

5 Implementation

All WITCHER components except tracing and program dependency analysis are written in 4400 lines of Python code. We built tracing and program dependency analysis based on Giri [60], a dynamic program slicing tool implemented in LLVM [6]. Our Giri modification comprises of around 3600 lines of C++ code and includes the following three extensions. First, we ported Giri from LLVM v3.4 to v9.0.1. Second, we extended its program slicing component to generate PDG and PPDG. Third, we modeled library function calls and assembly instructions that have the semantics of load/store (*e.g.*, `atomic.store`) and persistence (*e.g.*, `clwb`, `sfence`).

Our current prototype supports an NVM program built on PMDK `libpmem` or `libpmemobj` libraries to create/load an NVM image from/to disk. To ensure the virtual address of `mmap`-ed NVM heap the same across different executions, we set `PMEM_MMAP_HINT` environment variable. WITCHER runs PPDG construction, crashed NVM image generation, and output equivalence checking in parallel.

The current prototype does not support kernel-level NVM programs. Tracing a kernel execution and inferring invariants can be supported. More engineering efforts, however, are required to support checkpointing (or rollback) kernel/NVM states and resuming from a clean state for output equivalence checking. Systematic testing of a kernel-level program (*e.g.*, using virtualization like Yat) is left as future work.

6 Evaluation

6.1 Evaluation Methodology

NVM Programs. Table 2 shows the three groups of 17 NVM programs that we used to evaluate WITCHER. The first group includes ten state-of-the-art persistent data structures highly optimized for NVM and published at top-tier systems conferences. For high performance, they all used *low-level* (LL) persistence primitives such as `flush` and `fence` instructions. Some (*e.g.*, FAST-FAIR [28]) incorporate inconsistency tolerable design where a naive crash consistency bug detection approach would lead to false positives.

We found that they are not properly written to use persistent heap and locks for NVM. They were all *emulated with volatile memory*. Thus, we made the following source code changes to make them actually use NVM. First, they

	Application	Description	Design	Concu- rrency	LOC	Likly Invariant Inference			Output Equivalence Checking				# bugs	
						# ordering invariants	# atomicity invariants	execution time	# crash NVM images	# images w/ output mismatch	# clusters	execution time	# PO	# PA
Persistent Data Structures	WOART [43]	radix tree	LL-ASM	ST	835	33428	5027	1m51s	13364	22	5	2m33s	0	1
	WORT [43]	radix tree	LL-ASM	ST	498	21248	4709	53s	18886	0	0	2m42s	0	0
	Fast Fair [28]	B+tree	LL-ASM	LB	1083	468865	1318	3m58s	59270	46866	104	12m21s	1	2(1)
	Level Hash [72]	hash table	LL-ASM	ST	1008	27941	1653	6m41s	52678	43177	29	1h40m	10	7
	CCEH [53]	hash table	LL-ASM	LB	989	8960	1842	3m17s	18697	490	5	30m3s	0	2(1)
	P-ART [44]	radix tree	LL-ASM	LB	2356	2065	1389	2h	16454	36	4	3m27s	0	2
	P-BwTree [44]	B+tree	LL-ASM	LF	4860	35135	5400	47m53s	41662	5137	85	1h11m	2	0
	P-CLHT [44]	hash table	LL-ASM	LB	4461	3065	806	2m2s	6086	2	1	9m33s	1	0
	P-HOT [44]	trie	LL-ASM	LB	10463	31435	18608	4h	72998	1253	111	25m26s	3	0
P-Masstree [44]	B tree + trie	LL-ASM	LB	1975	22662	4119	10m33s	75234	76	10	12m	0	1	
Micro	Array	array	LL-PMDK	ST	405	3208	488	6m35s	488	487	2	30s	0	1(1)
	B-Tree	B tree	TX-PMDK	ST	493	1143	130	28m46s	97590	21551	50	20m57s	1*	1(1)
	C-Tree	crit-bit trie	TX-PMDK	ST	293	9752	704	58m49s	23875	0	0	16m31s	0	0
	RB-Tree	red-black tree	TX-PMDK	ST	416	15337	725	37m15s	256470	4785	64	46m16s	0	1(1)
	Hashmap-TX	hash table	TX-PMDK	ST	353	8979	801	1h	25997	3	2	27m4s	1	0
Real	Memcached	key-val store	LL-PMDK	LB	17731	11228	2708	14m40s	11493	0	0	48h28m	0	0
	Redis	key-val store	TX-PMDK	ST	44642	5659	942	1h35m	174610	0	0	72h45m	0	0
	Total	-	-	-	92861	710110	51369	12h19m	965852	123885	472	127h34m	19	18(5)

LL-ASM: low-level persistence primitives (asm) TX-PMDK: PMDK transaction LL-PMDK: low-level persistence primitives (PMDK)

ST: single-threaded LB: lock-based LF: lock-free PO: persistence ordering bug PA: persistence atomicity bug (#): number of known bugs *: bug in PMDK library

Table 2: The tested NVM programs, the detailed statistics of WITCHER bug finding, and the number of detected bugs.

all used either regular *volatile* memory allocator (*i.e.*, `malloc`, `free`) or PMDK’s `libmmapalloc` allocator [33], which do not guarantee crash consistency of the NVM heap metadata. To faithfully construct an NVM image including the NVM heap state, we ported them to use PMDK’s `libpmemobj` allocator [31]. Second, for lock-based data structures, we added a recovery code to release locks when loaded from an NVM image to avoid deadlock. We made 5041 lines of code and script changes in total. With the advent of real NVM hardware (*e.g.*, Intel’s Optane memory), we believe all reasonable (future) applications should use a proper persistence library (*e.g.*, PMDK). For applications that are already implemented with NVM/PMDK in the following groups, we did not make any change.

The second group includes four relatively-simple (300–500 LOC) persistent data structures that appeared in the PMDK library as example codes. They used PMDK’s low-level (LL) or *transactional* (TX) persistence programming model. We included them mainly to compare WITCHER with prior works which only test them and do not evaluate the first group. For TX-PMDK applications, WITCHER traces and analyzes PMDK internals such as persistence heap allocation and transactional undo logging logics, validating both the PMDK library itself and transactional NVM programs using them.

The last group includes PMDK-based two server programs Memcached and Redis using PMDK’s LL and TX persistence APIs, respectively.

Test case. We run the NVM programs with a test case consisting of 2000 randomly generated operations. They provide a different but mostly similar set of APIs (*e.g.*, `insert`, `delete`, `query`). The server programs were also tested with the client generating the same number (2000) of random key-

value requests over network. As discussed in §4.1, WITCHER does not focus on exploring program input test space, and simply relies on a random testing. We found that 2000 operations are large enough to achieve a reasonable and stable code coverage (50%-80%). Missing code coverages are due to unused features (*e.g.*, garbage collection) and debugging codes.

Experimental setup. We ran all experiments on a 64-bit Fedora 29 machine with two 16-core Intel Xeon Gold 5218 processors (2.30GHz), 192 GB DRAM, and 512 GB NVM.

6.2 Detected Crash Consistency Bugs

WITCHER detected 37 (32 new) bugs from 13 programs. There were 19 persistence ordering bugs and 18 persistence atomicity bugs. All the bugs were confirmed by the developers. See the last two columns of Table 2.

The detected bugs have diverse impacts: lost, unexpected, duplicated key-value pairs; unexpected operation failure; and inconsistent structure. For example, a crash in the middle of rehashing operation in Level Hashing may lead to lost, unexpected, duplicated key-value pairs since the metadata is not consistent with the stored key-value pairs. In FAST-FAIR, if a crash happens in splitting the root node and right before setting the new root node, the B+tree will be in an illegal state; the root node connects to a sibling node. Any further operation on the B+tree will lead to a program crash or performance degradation.

Many detected bugs are not shallow. For instance, the bug in CLHT only occurs when a program crashes at a specific moment during rehashing while leaving a specific set of stores unpersisted. Our study reveals that it is hard for a developer to reason about all possible NVM states (as rea-

soning about all possible thread interleaving is difficult for multithreaded programming).

The bug appeared in B-Tree was indeed a persistence ordering bug inside of PMDK’s persistent pool/heap allocation function `pmemobj_tx_zalloc` [2]. The bug did not manifest in other TX-PMDK applications as it resides in a code path that requires a large-size object allocation.

Comparison with RECIPE. Our results show that WITCHER’s approach is effective in discovering new crash consistency bugs in NVM programs. In particular, all the tested low-level persistent data structures (except for WOART and WORT) have been heavily tested by RECIPE [44], but WITCHER is still able to report 30 new bugs. RECIPE only reported four bugs, two of which are overlapped with WITCHER. The other two bugs are due to missing persistence primitives in root node initialization. We found and fixed these two bugs while we ported the test data structures to use PMDK’s memory allocator, so we did not count them as the bugs that WITCHER found.

6.3 Statistics of WITCHER Bug Finding

Table 2 also presents the detailed statistics of each major step in WITCHER. Across 17 NVM programs, when tested with 2,000 operations, WITCHER infers in total 710K (42K on average) ordering invariants and 51K (3K) atomicity invariants. WITCHER generated 966K (57K) crash NVM images, 124K of which failed output equivalence checking.

WITCHER finally reported 472 clustered bugs. We found that bug clustering significantly reduces manual efforts in root cause analysis. WITCHER also provides sufficient information for root cause analysis including execution trace, crash location, persisted and unpersisted writes, and a crash NVM image which can be loaded for further gdb debugging. Two graduate students performed root cause analysis. It took about 7 hours to investigate the 472 bug clusters.

We found that WITCHER prototype is fast enough for practical use. Invariant inference took a few minutes to four hours. Output equivalence checking took a few minutes to two hours, except for two servers. The overhead of output equivalence checking is proportional to the number of crash NVM images and the cost of each test run. As server programs, Memcached and Redis require live networking-based testing, which made output equivalence checking slower than the others. Its high overhead stems from server start/shutdown and client connection setup cost for each test run. The pure execution overhead was indeed small as in other applications. Moreover, the current prototype does not parallelize output equivalence checking for server programs.

	App	Design	Bugs detected by		Bug Description
			WITCHER?	Others?	
Micro	B-Tree	TX-PMDK	✓	✓	Modify without logging
	C-Tree	TX-PMDK	×	×	N/A
	RB-Tree	TX-PMDK	✓	✓	Modify without logging
	Hashmap-TX	TX-PMDK	×	×	N/A
Real	Memcached	LL-PMDK	×	×	N/A
	Redis	TX-PMDK	×	✓ (Benign)	Modify outside TX

TX-PMDK: PMDK transaction LL-PMDK: PMDK low-level persistence primitives

Table 3: Comparison between WITCHER and two annotation-based approaches, PMTest [46] and XFDetector [45].

6.4 Comparison with Annotation-Based Approaches

This section compares WITCHER with two annotation-based approaches, PMTest [46] and XFDetector [45]. PMTest provides two primitives: `isPersist` and `isOrderedBefore`, but does not support one for persistence atomicity. Hypothetically, assuming correct/full annotations, PMTest would be able to detect 19 ordering bugs but miss 18 atomicity bugs in Table 2. XFDetector targets logging-based (e.g., UNDO, REDO) NVM programs. XFDetector cannot be applied to the 12 low-level programs. Besides, a developer should annotate “commit variable” to prune benign cases.

Actually, 6 of 17 programs in Table 2 were tested by PMTest and XFDetector as well. Table 3 lists those six programs that consist of four micro-benchmarks from PMDK examples and two servers (Redis and Memcached). More precisely, PMTest and XFDetector tested one and two more programs: HashMap-Atomic and PMFS. We did not test HashMap-Atomic because it relies on PMDK’s persistent linked-list library, which we did not instrument and trace. We also did not test PMFS, an in-kernel file system, because WITCHER currently only supports user-space applications and the PMFS code [29] has not been maintained for real NVM. We expect that WITCHER should be able to detect bugs in HashMap-Atomic and PMFS by extending the prototype because they share the same characteristics as the bugs detected in other tested programs.

Detected bugs. Table 3 shows that among the three bugs that PMTest/XFDetector found, WITCHER also detects two of them in B-Tree and RB-Tree. Both are due to missing logging inside a transaction. Note that WITCHER detected another bug in the PMDK library while testing B-Tree, which was missed by them.

Missed bug. WITCHER missed one bug in Redis reported by PMTest/XFDetector. In theory, WITCHER may have false negatives for two reasons: (1) WITCHER may not be able to infer the relevant likely invariants from the trace. (2) The test case may not reveal the symptom of inconsistent behavior during output equivalence checking. Upon further investigation, we found that it is none of the two cases. Interestingly, it turns out that the bug was benign. The bug is in the server initialization code. After allocating a PMDK root ob-

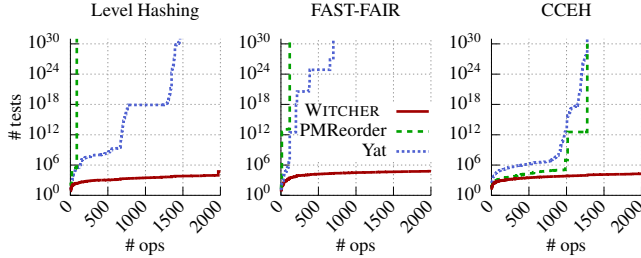


Figure 4: Test space comparison for 2000 random operations.

ject, Redis initializes the root object to zero “outside” of a PMDK transaction. PMTest/XFDetector detects this unprotected update as a bug. However, this is benign – it does not lead to an inconsistent state. The root object was allocated using `POBJ_ROOT()` [3], which already zeroed out the newly allocated object. Both the old and new values are zero. Therefore, it does not matter if the new zero update is persisted or not. WITCHER actually detected this store violating an atomicity invariant, and performed output equivalence checking. But it does not show any visible divergence. This example particularly shows the benefit of our output equivalence checking, pruning false positives.

6.5 Comparison with Exhaustive Testing Approaches

Lastly, we compare WITCHER with two existing exhaustive-testing-based tools Yat [42] and PMReorder [32] to show how effectively our likely invariant-based approach can reduce the testing space. In particular, we compare the number of crash states that each tool will validate using the same trace with 2000 random operations as in §6.2. We simulate Yat and PMReorder algorithms to calculate the numbers of test cases.

Figure 4 shows the representative results for Level Hashing, FAST-FAIR, and CCEH programs. The test space of Yat and PMReorder is several orders larger than WITCHER. Sudden spikes happen in Yat when there is a rehashing in Level Hashing and CCEH or a node split/merge in FAST-FAIR. That is because rehashing and node split/merge require many key-value movements, and Yat tests all possible crash states due to its exhaustive approach. On the other hand, WITCHER only tests when there is an invariant violation, significantly reducing the number of test cases (yet detecting many bugs).

PMReorder behaves much worse than Yat particularly in FAST-FAIR and Level Hashing because it does not perform cache line granularity analysis. As a result, PMReorder may test many infeasible crash states violating the memory model, hinting potential false positives. PMReorder behaves better than Yat in CCEH before 1278 operations because it only tests those stores that are explicitly flushed at each fence instruction, indicating potential false negatives.

7 Related Work

Likely-invariants based testing. A concept of likely-invariants has been used to detect program bugs [22, 39, 41, 48, 51, 71], to verify the network [47], and to detect resource leak [64]. Notably, Engler *et al.*’s version (called beliefs) [22] enables automatic analysis of likely correctness conditions without in-depth knowledge. To the best of our knowledge, WITCHER is the first work that infers likely invariant in the context of crash consistency testing for NVM programs.

Output-equivalence based testing. Burckhardt *et al.* [14] and Pradel *et al.* [58] detect thread-safety violations, comparing the concurrent execution to linearizable executions of a test. WITCHER’s output equivalence checking shares some idea of these two works in the sense that they all compare an observed execution with “oracles”, but is uniquely designed to detect for NVM crash consistency bugs.

Crash consistency testing in file systems. There has been a long line of research in testing and guaranteeing crash consistency in file systems [15, 16, 24, 40, 52, 59, 63, 68–70]. In-situ model checking approaches such as EXPLODE [69] and FiSC [70] systematically test every legal action of a file system with minimal modification. B3 [52] performs exhaustive testing within a bounded space, which is heuristically decided based on the bug study of real file systems. WITCHER reduces test space by using inferred invariants, unlike limiting testing space in B3. Feedback-driven File system fuzzers, such as Janus [68] and Hydra [40], mutate both disk images and file operations to thoroughly explore file system states. We believe WITCHER’s test case generation can be further improved by adopting feedback-driven fuzzing techniques.

8 Conclusion

We present WITCHER, a scalable, automatic, and precise crash consistency bug detector for NVM software. WITCHER infers *likely invariants* that are believed to be true to be crash-consistent from source codes and program traces, and performs *output equivalence checking* to validate likely invariant violations. This approach allows WITCHER to detect crash consistency bugs without manual annotations, user-provided consistency checker, or exhaustive testing. We evaluated WITCHER on 17 NVM programs and found 37 crash consistency bugs, including 32 new ones. We will open-source WITCHER for NVM programmers to use and extend it.

References

- [1] Key/Value Datastore for Persistent Memory. URL: <https://github.com/pmem/pmemkv>.

- [2] PMDK issue to fix reported bug in allocation. URL: <https://github.com/pmem/pmdk/issues/4945>.
- [3] PMDK Root Object APIs. URL: https://pmem.io/pmdk/manpages/linux/master/libpmemobj/pmemobj_root.3.
- [4] Pmem-Memcached. <https://github.com/lenovo/memcached-pmem>.
- [5] Pmem-Redis. <https://github.com/pmem/redis/tree/3.2-nvml>.
- [6] The LLVM Compiler Infrastructure. URL: <https://llvm.org/>.
- [7] *Proceedings of the 40th International Conference on Very Large Data Bases (VLDB)*, Hangzhou, China, September 2014.
- [8] *Proceedings of the 41st International Conference on Very Large Data Bases (VLDB)*, Hawaii, USA, September 2015.
- [9] *Proceedings of the 13th USENIX Symposium on Operating Systems Design and Implementation (OSDI)*, Carlsbad, CA, October 2018.
- [10] *Proceedings of the 2018 USENIX Annual Technical Conference (ATC)*, Boston, MA, July 2018.
- [11] Anandtech. Intel Launches Optane DIMMs Up To 512GB: Apache Pass Is Here!, 2018. URL: <https://www.anandtech.com/show/12828/intel-launches-optane-dimms-up-to-512gb-apache-pass-is-here>.
- [12] Joy Arulraj, Matthew Perron, and Andrew Pavlo. Write-behind Logging. In *Proceedings of the 42nd International Conference on Very Large Data Bases (VLDB)*, New Delhi, India, March 2016.
- [13] Kumud Bhandari, Dhruva R. Chakrabarti, and Hans-J. Boehm. Makalu: Fast recoverable allocation of non-volatile memory. In *Proceedings of the 27th Annual ACM Conference on Object-Oriented Programming, Systems, Languages, and Applications (OOPSLA)*, pages 677–694, Amsterdam, Netherlands, October 2016. ACM.
- [14] Sebastian Burckhardt, Chris Dern, Madanlal Musuvathi, and Roy Tan. Line-up: a complete and automatic linearizability checker. In *Proceedings of the 2010 ACM SIGPLAN Conference on Programming Language Design and Implementation (PLDI)*, pages 330–340, Toronto, Canada, June 2010.
- [15] Haogang Chen, Tej Chajed, Alex Konradi, Stephanie Wang, Atalay İleri, Adam Chlipala, M Frans Kaashoek, and Nickolai Zeldovich. Verifying a high-performance crash-safe file system using a tree specification. In *Proceedings of the 26th Symposium on Operating Systems Principles*, pages 270–286, 2017.
- [16] Haogang Chen, Daniel Ziegler, Tej Chajed, Adam Chlipala, M Frans Kaashoek, and Nickolai Zeldovich. Using crash hoare logic for certifying the fscq file system. In *Proceedings of the 25th Symposium on Operating Systems Principles*, pages 18–37, 2015.
- [17] Shimin Chen and Qin Jin. Persistent B+-trees in Non-volatile Main Memory. In *Proceedings of the 41st International Conference on Very Large Data Bases (VLDB)* [8].
- [18] Jeremy Condit, Edmund B. Nightingale, Christopher Frost, Engin Ipek, Benjamin Lee, Doug Burger, and Derrick Coetzee. Better i/o through byte-addressable, persistent memory. In *Proceedings of the 22nd ACM Symposium on Operating Systems Principles (SOSP)*, Big Sky, MT, October 2009.
- [19] Tudor David, Aleksandar Dragojevic, Rachid Guerraoui, and Igor Zablotchi. Log-free concurrent data structures. In *Proceedings of the 2018 USENIX Annual Technical Conference (ATC)* [10].
- [20] Mingkai Dong, Heng Bu, Jifei Yi, Benchao Dong, and Haibo Chen. Performance and protection in the zofs user-space nvm file system. In *Proceedings of the 27th ACM Symposium on Operating Systems Principles*, SOSP '19, page 478–493, New York, NY, USA, 2019. Association for Computing Machinery. doi:10.1145/3341301.3359637.
- [21] Subramanya R. Dulloor, Sanjay Kumar, Anil Keshavamurthy, Philip Lantz, Dheeraj Reddy, Rajesh Sankaran, and Jeff Jackson. System software for persistent memory. In *Proceedings of the 9th European Conference on Computer Systems (EuroSys)*, Amsterdam, The Netherlands, April 2014.
- [22] Dawson Engler, David Yu Chen, Seth Hallett, Andy Chou, and Benjamin Chelf. Bugs As Deviant Behavior: A General Approach to Inferring Errors in Systems Code. In *Proceedings of the 18th ACM Symposium on Operating Systems Principles (SOSP)*, pages 57–72, Chateau Lake Louise, Banff, Canada, October 2001.
- [23] Jeanne Ferrante, Karl J Ottenstein, and Joe D Warren. The program dependence graph and its use in optimization. In *Proceedings of the ACM Transactions on Programming Languages and Systems*, 1987.

- [24] Haryadi S. Gunawi, Cindy Rubio-González, Andrea C. Arpaci-Dusseau, Remzi H. Arpaci-Dusseau, and Ben Liblit. EIO: Error handling is occasionally correct. In *Proceedings of the 6th USENIX Conference on File and Storage Technologies (FAST)*, pages 14:1–14:16, 2008.
- [25] Mary Jean Harrold, Brian Malloy, and Gregg Rothermel. Efficient construction of program dependence graphs. *ACM SIGSOFT Software Engineering Notes*, 18(3):160–170, 1993.
- [26] Jian Huang, Karsten Schwan, and Moinuddin K. Qureshi. NVRAM-aware Logging in Transaction Systems. [7], pages 389–400.
- [27] Yihe Huang, Matej Pavlovic, Virendra Marathe, Margo Seltzer, Tim Harris, and Steve Byan. Closing the Performance Gap Between Volatile and Persistent Key-Value Stores Using Cross-Referencing Logs. In *Proceedings of the 2018 USENIX Annual Technical Conference (ATC)* [10].
- [28] Deukyeon Hwang, Wook-Hee Kim, Youjip Won, and Beomseok Nam. Endurable Transient Inconsistency in Byte-addressable Persistent B+-tree. In *Proceedings of the 16th USENIX Conference on File and Storage Technologies (FAST)*, pages 187–200, Oakland, California, USA, February 2018.
- [29] INTEL. Persistent Memory File System, 2015. URL: <https://github.com/linux-pmfs/pmfs>.
- [30] INTEL. Persistent Memory Development Kit, 2019. URL: <http://pmem.io/>.
- [31] INTEL. PMDK man page: pmemobj_alloc, 2019. URL: http://pmem.io/pmdk/manpages/linux/v1.5/libpmemobj/pmemobj_alloc.3.
- [32] Intel. pmreorder, 2019. URL: <https://pmem.io/pmdk/manpages/linux/master/pmreorder/pmreorder.1.html>.
- [33] INTEL. PMDK man page: libvmmalloc - general purpose volatile memory allocation library, 2020. URL: <https://pmem.io/vmem/manpages/linux/master/libvmmalloc/libvmmalloc.7.html>.
- [34] INTEL. PMDK man page: pmemobj_open, 2020. URL: https://pmem.io/pmdk/manpages/linux/master/libpmemobj/pmemobj_open.3.
- [35] Intel Corporation. Intel 64 and IA-32 Architectures Software Developer’s Manual, 2019. <https://software.intel.com/en-us/articles/intel-sdm>.
- [36] Joseph Izraelevitz, Terence Kelly, and Aasheesh Kolli. Failure-Atomic Persistent Memory Updates via JUSTDO Logging. In *Proceedings of the 21st ACM International Conference on Architectural Support for Programming Languages and Operating Systems (ASPLOS)*, Atlanta, GA, April 2016.
- [37] Shehbaz Jaffer, Stathis Maneas, Andy Hwang, and Bianca Schroeder. Evaluating file system reliability on solid state drives. In *Proceedings of the 2019 USENIX Annual Technical Conference (ATC)*, pages 783–798, Renton, WA, July 2019.
- [38] Rohan Kadekodi, Se Kwon Lee, Sanidhya Kashyap, Taesoo Kim, Aasheesh Kolli, and Vijay Chidambaram. Splits: reducing software overhead in file systems for persistent memory. In *Proceedings of the 27th ACM Symposium on Operating Systems Principles*, pages 494–508, 2019.
- [39] Samantha Syeda Khairunnesa, Hoan Anh Nguyen, Tien N. Nguyen, and Hridesh Rajan. Exploiting implicit beliefs to resolve sparse usage problem in usage-based specification mining. *Proc. ACM Program. Lang.*, 1(OOPSLA), October 2017. doi:10.1145/3133907.
- [40] Seulbae Kim, Meng Xu, Sanidhya Kashyap, Jungyeon Yoon, Wen Xu, and Taesoo Kim. Finding semantic bugs in file systems with an extensible fuzzing framework. In *Proceedings of the 27th ACM Symposium on Operating Systems Principles*, pages 147–161, 2019.
- [41] Ted Kremenek, Paul Twohey, Godmar Back, Andrew Ng, and Dawson Engler. From uncertainty to belief: Inferring the specification within. In *Proceedings of the 7th symposium on Operating systems design and implementation*, pages 161–176, 2006.
- [42] Philip Lantz, Subramanya Dulloor, Sanjay Kumar, Rajesh Sankaran, and Jeff Jackson. Yat: A validation framework for persistent memory software. In *Proceedings of the 2014 USENIX Annual Technical Conference (ATC)*, Philadelphia, PA, June 2014.
- [43] Se Kwon Lee, K. Hyun Lim, Hyunsub Song, Beomseok Nam, and Sam H. Noh. WORT: Write Optimal Radix Tree for Persistent Memory Storage Systems. In *Proceedings of the 15th USENIX Conference on File and Storage Technologies (FAST)*, Santa Clara, California, USA, February–March 2017.
- [44] Se Kwon Lee, Jayashree Mohan, Sanidhya Kashyap, Taesoo Kim, and Vijay Chidambaram. RECIPE: Converting Concurrent DRAM Indexes to Persistent-Memory Indexes. In *Proceedings of the 27th ACM Symposium on Operating Systems Principles (SOSP)*, Ontario, Canada, October 2019.

- [45] Sihang Liu, Korakit Seemakhupt, Yizhou Wei, Thomas Wenisch, Aasheesh Kolli, and Samira Khan. Cross-Failure Bug Detection in Persistent Memory Programs. In *Proceedings of the 25th ACM International Conference on Architectural Support for Programming Languages and Operating Systems (ASPLOS)*, page 1187–1202, Lausanne, Switzerland, April 2020.
- [46] Sihang Liu, Yizhou Wei, Jishen Zhao, Aasheesh Kolli, and Samira Khan. PMTest: A Fast and Flexible Testing Framework for Persistent Memory Programs. In *Proceedings of the 24th ACM International Conference on Architectural Support for Programming Languages and Operating Systems (ASPLOS)*, pages 411–425, Providence, RI, April 2019.
- [47] Nuno P. Lopes, Nikolaj Bjørner, Patrice Godefroid, Karthick Jayaraman, and George Varghese. Checking beliefs in dynamic networks. In *12th USENIX Symposium on Networked Systems Design and Implementation (NSDI)*, pages 499–512, Oakland, CA, May 2015. USENIX Association. URL: <https://www.usenix.org/conference/nsdi15/technical-sessions/presentation/lopes>.
- [48] Shan Lu, Soyeon Park, Chongfeng Hu, Xiao Ma, Weihang Jiang, Zhenmin Li, Raluca A. Popa, and Yuanyuan Zhou. Muvi: Automatically inferring multi-variable access correlations and detecting related semantic and concurrency bugs. In *Proceedings of Twenty-First ACM SIGOPS Symposium on Operating Systems Principles, SOSP '07*, page 103–116, New York, NY, USA, 2007. Association for Computing Machinery. doi:10.1145/1294261.1294272.
- [49] Virendra J. Marathe, Margo Seltzer, Steve Byan, and Tim Harris. Persistent Memcached: Bringing Legacy Code to Byte-Addressable Persistent Memory. In *Proceedings of the 17th Workshop on Hot Topics in Storage and File Systems*, Santa Clara, CA, July 2017.
- [50] Micro. 3D XPoint Technology, 2019. URL: <https://www.micron.com/products/advanced-solutions/3d-xpoint-technology>.
- [51] Changwoo Min, Sanidhya Kashyap, Byoungyoung Lee, Chengyu Song, and Taesoo Kim. Cross-checking semantic correctness: The case of finding file system bugs. In *Proceedings of the 25th Symposium on Operating Systems Principles*, pages 361–377, 2015.
- [52] Jayashree Mohan, Ashlie Martinez, Soujanya Ponnappalli, Pandian Raju, and Vijay Chidambaram. Finding Crash-Consistency Bugs with Bounded Black-Box Crash Testing. In *Proceedings of the 13th USENIX Symposium on Operating Systems Design and Implementation (OSDI) [9]*, page 33–50.
- [53] Moohyeon Nam, Hokeun Cha, Young-ri Choi, Sam H Noh, and Beomseok Nam. Write-Optimized Dynamic Hashing for Persistent Memory. In *Proceedings of the 17th USENIX Conference on File and Storage Technologies (FAST)*, Boston, MA, February 2019.
- [54] Karl J Ottenstein and Linda M Ottenstein. The program dependence graph in a software development environment. volume 19, pages 177–184. ACM, 1984.
- [55] Ismail Oukid, Daniel Booss, Adrien Lespinasse, and Wolfgang Lehner. On Testing Persistent-memory-based Software. In *Proceedings of the International Workshop on Data Management on New Hardware*, pages 5:1–5:7, San Francisco, California, June 2016.
- [56] Ismail Oukid, Daniel Booss, Adrien Lespinasse, Wolfgang Lehner, Thomas Willhalm, and Grégoire Gomes. Memory Management Techniques for Large-scale Persistent-main-memory Systems. In *Proceedings of the 43rd International Conference on Very Large Data Bases (VLDB)*, TU Munich, Germany, August 2017.
- [57] Ismail Oukid, Johan Lasperas, Anisoara Nica, Thomas Willhalm, and Wolfgang Lehner. FPTree: A Hybrid SCM-DRAM Persistent and Concurrent B-Tree for Storage Class Memory. In *Proceedings of the 2015 ACM SIGMOD/PODS Conference*, San Francisco, CA, USA, June 2016.
- [58] Michael Pradel and Thomas R. Gross. Fully automatic and precise detection of thread safety violations. *SIGPLAN Not.*, 47(6):521–530, June 2012. doi:10.1145/2345156.2254126.
- [59] Cindy Rubio-González, Haryadi S. Gunawi, Ben Liblit, Remzi H. Arpaci-Dusseau, and Andrea C. Arpaci-Dusseau. Error propagation analysis for file systems. In *Proceedings of the 2009 ACM SIGPLAN Conference on Programming Language Design and Implementation (PLDI)*, pages 270–280, Dublin, Ireland, June 2009.
- [60] Swarup Kumar Sahoo, John Criswell, Chase Geigle, and Vikram Adve. Using likely invariants for automated software fault localization. In *Proceedings of the 18th ACM International Conference on Architectural Support for Programming Languages and Operating Systems (ASPLOS)*, pages 139–152, Houston, TX, March 2013.
- [61] David Schwalb, Tim Berning, Martin Faust†, Markus Dreseler, and Hasso Plattner†. nvm malloc: Memory Allocation for NVRAM. In *Proceedings of the 41st International Conference on Very Large Data Bases (VLDB) [8]*.

- [62] Peter Sewell, Susmit Sarkar, Scott Owens, Francesco Zappa Nardelli, and Magnus O Myreen. x86-tso: a rigorous and usable programmer’s model for x86 multiprocessors. *Communications of the ACM*, 53(7):89–97, 2010.
- [63] Helgi Sigurbjarnarson, James Bornholt, Emina Torlak, and Xi Wang. Push-button verification of file systems via crash refinement. In *12th USENIX Symposium on Operating Systems Design and Implementation (OSDI)*, pages 1–16, 2016.
- [64] Emina Torlak and Satish Chandra. Effective interprocedural resource leak detection. In *Proceedings of the 32nd ACM/IEEE International Conference on Software Engineering-Volume 1*, pages 535–544, 2010.
- [65] Tianzheng Wang and Ryan Johnson. Scalable Logging Through Emerging Non-volatile Memory. In *Proceedings of the 40th International Conference on Very Large Data Bases (VLDB) [7]*.
- [66] Fei Xia, Dejun Jiang, Jin Xiong, and Ninghui Sun. HiKV: A Hybrid Index Key-Value Store for DRAM-NVM Memory Systems. In *Proceedings of the 2017 USENIX Annual Technical Conference (ATC)*, Santa Clara, CA, July 2017.
- [67] Jian Xu and Steven Swanson. NOVA: A log-structured file system for hybrid volatile/non-volatile main memories. In *Proceedings of the 14th USENIX Conference on File and Storage Technologies (FAST)*, Santa Clara, California, USA, February 2016.
- [68] Wen Xu, Hyungon Moon, Sanidhya Kashyap, Po-Ning Tseng, and Taesoo Kim. Fuzzing file systems via two-dimensional input space exploration. In *2019 IEEE Symposium on Security and Privacy (SP)*, pages 818–834. IEEE, 2019.
- [69] Junfeng Yang, Can Sar, and Dawson Engler. explode: A lightweight, general system for finding serious storage system errors. In *Proceedings of the 7th USENIX Symposium on Operating Systems Design and Implementation (OSDI)*, pages 10–10, Seattle, WA, November 2006.
- [70] Junfeng Yang, Paul Twohey, and Dawson. Using model checking to find serious file system errors. In *Proceedings of the 6th USENIX Symposium on Operating Systems Design and Implementation (OSDI)*, pages 273–288, San Francisco, CA, December 2004.
- [71] Insu Yun, Changwoo Min, Xujie Si, Yeongjin Jang, Taesoo Kim, and Mayur Naik. Apisan: Sanitizing {API} usages through semantic cross-checking. In *25th USENIX Security Symposium (USENIX Security)*, pages 363–378, 2016.
- [72] Pengfei Zuo, Yu Hua, and Jie Wu. Write-Optimized and High-Performance Hashing Index Scheme for Persistent Memory. In *Proceedings of the 13th USENIX Symposium on Operating Systems Design and Implementation (OSDI) [9]*.