

A User-experience Driven SSIM-Aware Adaptation Approach for DASH Video Streaming

Mustafa Othman
L2TI, Galilee Institute
University Paris 13
Villetaneuse, France

Ken Chen
L2TI, Galilee Institute
University Paris 13
Villetaneuse, France

Anissa Mokraoui
L2TI, Galilee Institute
University Paris 13
Villetaneuse, France

Email: mustafa.othman@univ-paris13.fr Email: ken.chen@univ-paris13.fr Email: anissa.mokraoui@univ-paris13.fr

arXiv:2012.05696v1 [cs.MM] 10 Dec 2020

Abstract—Dynamic Adaptive Streaming over HTTP (DASH) is a video streaming technique largely used. One key point is the adaptation mechanism which resides at the client’s side. This mechanism impacts greatly on the overall Quality of Experience (QoE) of the video streaming. In this paper, we propose a new adaptation algorithm for DASH, namely SSIM Based Adaptation (SBA). This mechanism is user-experience driven: it uses the Structural Similarity Index Measurement (SSIM) as main video perceptual quality indicator; moreover, the adaptation is based on a joint consideration of SSIM indicator and the physical resources (buffer occupancy, bandwidth) in order to minimize the buffer starvation (*rebuffering*) and video quality instability, as well as to maximize the overall video quality (through SSIM). To evaluate the performance of our proposal, we carried out trace-driven emulation with real traffic traces (captured in real mobile network). Comparisons with some representative algorithms (BBA, FESTIVE, OSMF) through major QoE metrics show that our adaptation algorithm SBA achieves an efficient adaptation minimizing both the rebuffering and instability, whereas the displayed video is maintained at a high level of bitrate.

Index Terms—Video Streaming; DASH; ABR; QoE; SSIM; Mobile Networks.

I. INTRODUCTION

Recent studies predicted that the growth of mobile traffic would take up to 20% of total Internet traffic by 2021 [1]. Moreover, it is expected that video traffic will reach 80% of all internet traffic by 2021. The majority of video streaming on the internet today uses the MPEG’s Dynamic Adaptive Streaming over HTTP (DASH) standard which aims to deliver video with high Quality of Experience (QoE) [2]–[4]. The principle of DASH consists in dividing the entire video into segments, called *chunk*, in order to send them separately by using HTTP. Each chunk has several versions, each one is encoded with a specific bitrate. Chunks are fetched by clients through HTTP/TCP. This approach makes DASH popular [5] [6] since a) it can be built above the omni-present HTTP and b) client can easily choose, for each chunk, the bitrate which is most suitable to the current network conditions with some Adaptive Bitrate (ABR) algorithm [7]–[11] in order to maximize the user’s QoE. Figure 1 depicts the DASH streaming process. Today, major content providers (including NETFLIX and YouTube) use DASH.

Among the main challenges related to DASH scheme [4] [12] [13], there are in particular:

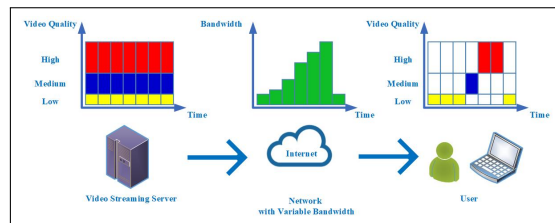


Fig. 1. DASH Streaming Flow Process.

- 1) *The rebuffering*: this term refers to the freezing of video playback when the buffer is empty and waiting for the next video chunk. The duration and the frequency of rebuffering during a video streaming session is among the most important metrics that affect the user’s QoE.
- 2) *The instability*: it is considered as another important QoE metric. When the bitrate changes from one chunk to the next one, there is surely some variations on the perceived video quality. If the quality of the video among consecutive segments is too abrupt and/or too frequent, the user’s QoE will be bad.

It is a real challenge to minimize the rebuffering and instability, and at the same time to maximize the overall quality of the received video. Actually, the surest way to get best stability and avoid rebuffering is to send video always at the lowest bitrate level. However, we would have the worst video quality. So, the selection of the level (in terms of bitrate) of the next chunk is a matter of balance between QoE metrics such as the rebuffering, the instability and the video quality.

Video quality can be assessed through several objective metrics, among which Structural Similarity Index Measurement (SSIM) and Peak Signal to Noise Ratio (PSNR). The PSNR suffers from its inconsistency with the human eye perception video quality. The SSIM is considered to be able to better capture the difference between the original and the encoded images and provides a measurement which is closer to what is visually noticeable as defaults by a human being [11] [14] [15].

This paper proposes a new adaptation algorithm for DASH, namely SSIM Based Adaptation (SBA), by using the SSIM indicator to select the quality of the next video chunk with the objectives of optimizing the QoE by maximizing the video

quality and minimizing the rebuffering and instability. To achieve such a balance, the main idea resides in the fact that we decide to a) *increase* the bitrate level only when the SSIM indicates a significant improvement in the video quality (thus getting more video content at almost the same *user perceived* video quality), and b) *decrease* the bitrate level only when there is a real risk of rebuffering (thus minimize the instability).

Our proposal consists in adding the SSIM values for each level of video chunks in Media Presentation Description (MPD), which is the standard way in DASH to provide clients useful informations for video adaptation. Our main contribution is to explore this additional information (SSIM value), in combination with the classical ones, in order to achieve a better adaptation.

Figure 2 helps to better illustrate our basic idea. In this figure, each point gives the bitrate of one of the levels. It can be observed that for chunk number 27, all the levels offer nearly the same SSIM value; whereas for chunk number 140, the lifting in SSIM value for higher levels (hier bitrates) are rather noticeable. This leads to the idea of including the SSIM value among criteria for level selection. Indeed, it is not efficient to select a higher bitrate level when the lower level offers a very comparable video quality.

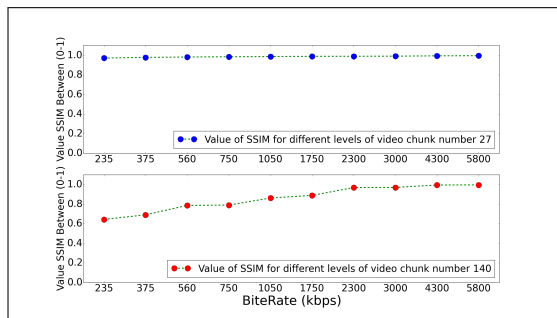


Fig. 2. Values of SSIM for different resolution for the chunk number 27 and 140.

The rest of this paper is organized as follows. Section II provides the state of the art on the bitrate adaptation algorithms problem and video quality metrics. Section III presents our algorithm. Section IV compares the results of our algorithm with a selection of relevant algorithms in the literature. Section V concludes the paper.

II. RELATED WORK

Bitrate adaptation algorithms are generally classified into three categories:

- 1) *Buffer-based*: the buffer occupancy is used as the main indicator for the selection of the bitrate (level) of the next video chunk to be downloaded [7] [8].
- 2) *Rate-based*: the bitrate (level) of the next video chunk to be downloaded is chosen to maximize the use of the (estimated) future bandwidth [9] [10].
- 3) *Mixture*: a mix of the two previous categories [11].

Huang et al. [7] proposed the Buffer Based Adaptation (BBA) method, which aims to: a) Avoid unnecessary rebuffering and b) Maximize the overall video quality. They used the *buffer occupancy* as a control signal to select the level (bitrate) of the next video chunk instead of the estimated bandwidth. They calculate dynamically a couple of <maximum, minimum> bitrate levels. When possible, the actual video rate keeps growing to the maximum, until there is not enough (with respect to a threshold value) room in buffer, then the video bitrate drops to the minimum level.

Jiang et al. [9] proposed a general bitrate adaptation algorithm framework called Fair, Efficient, and Stable adapTIVE algorithm (FESTIVE). This adaptation algorithm aims to improve fairness, stability and efficiency of the DASH player by predicting throughput to be the harmonic mean of the experienced throughput for the past 5 downloaded chunks, as well as a stability score as a function of the bitrate switches in the past 5 chunks. As the prediction does not take into account the buffer occupancy, FESTIVE may have rebuffering which affects the QoE performance.

The Open Source Media Framework (OSMF) [16] is an HTTP video streaming platform developed by Adobe Systems. OSMF adaptation algorithm selects the next level of video chunk based on the chunk download duration. However, it could lead to instability because of the variability and unpredictability of the bandwidth especially in mobile networks.

Much work has been developed to evaluate the quality of the perceived visual information. Several objective and subjective metrics were proposed with or without reference. Most of them aim to get as close as possible to the human visual system in order to apprehend the different visible distortions (induced by compression, contrast enhancement or transmission...) affecting the original visual information. Among the different metrics, we retain the Structural Similarity Index Measurement (SSIM), considered as an objective metric [17], due to its proven performance. The state of the art shows that this metric has also been selected as a metric to assess the QoE (see e.g., [11] [14] [15] [18]).

In [18], the authors rely on objective QoE metrics as SSIM which is considered as a full reference model. This allows conducting extensive measurement studies and deriving simple relationships applicable to QoE control. They took into account the kind of the videos (e.g., interview, soccer match, movie). Their results showed that they can use SSIM to determine the QoE behaviour of different content, they also shown that video sequences with lower resolution perform better than video sequences with a lower frame-rate.

In [14], the authors incorporated the SSIM into their *Utility Function* as the quality metric. The rational can be summarized as follows. First, the relationship between bitrate and perceptual quality is not linear; as the bitrate increases, the gain in video quality is gradually saturated. Second, the equal division of network bandwidth for video streams of different resolutions (i.e., a vertical line representing a certain bitrate) results in unfair video quality levels as perceived by end-users. In [15], the authors used the SSIM to measure the quality of

video transmission through their system (Compressive Distortion Minimizing Rate Control, C-DMRC). The latter uses a distributed cross-layer control algorithm that aims to maximize the received video quality over a multi-hop wireless network with lossy links.

III. PROPOSED ADAPTATION ALGORITHM

This section presents our new adaptation algorithm, referred subsequently as SSIM Based Adaptation (SBA).

A. Rationale

Our algorithm combines the networking level control (buffer-based and rate-based) and the SSIM video quality metric. The key point consists in using the SSIM indicator to determine the level (bitrate and so video quality) of the next chunk to be fetched. A bitrate upgrade takes place not only because it is allowed by the network, but also because it would provide a real gain of *user perceived* quality. The algorithm tries to achieve the following goals :

- By estimating the available bandwidth, we always try to get the best achievable quality.
- We upgrade to a higher bitrate level only when there is a real gain in quality. Thus, we try to maximize the video content downloading (and so minimize rebuffering) at (almost) the same video quality.
- We use buffer-occupancy as rebuffering alert signal and decrease the bitrate, similar to the TCP's behaviour, only when there is a real risk. In this way, we minimize the instability.

The outline of the proposed algorithm is summarized as follows.

- At the beginning of the streaming, as the networking situation is not known yet, the algorithm starts at the lowest bitrate level.
- As the streaming goes on, the algorithm gets a better estimation of the available bandwidth (noted subsequently as EBW).
- The algorithm upgrades to a higher bitrate level not only when it is allowed by EBW , but also because this level provides a real gain on the video quality according to the SSIM indicator.
- In the case where the current EBW is lower than the currently chosen video bitrate level, the algorithm chooses to not decrease the video to a lower bitrate. In this way, the algorithm aims to maximize video quality and to minimize instability due to the bitrate level change. Of course, if the situation persists, there is a risk of buffer starvation.
- The algorithm gives priority to avoiding rebuffering: a critical zone is defined in the buffer. Each time the buffer occupancy falls into this zone, the algorithm decreases the bitrate level to the lowest one.

B. Notation and Conditions

The video is divided into K chunks (video segments) where each chunk has an equal duration of T seconds. The video is

encoded at R bitrate levels, denoted as $\mathcal{R} = \{r_j\}_{j=1\dots R}$ i.e., each chunk has R encoded versions respectively at r_1 to r_R bitrate. By convention, the bitrate levels are ordered as follows $r_1 < r_2 < \dots < r_R$.

For each chunk and at each bitrate level, the corresponding SSIM metric is computed as follows. The SSIM of each image of the chunk is first computed, then the SSIM of a chunk is deduced as the mean value of the SSIM of the different images of this chunk. The SSIM matrix of the video stream is then computed. It is composed of $Q(i, j)$ element corresponding to the SSIM of the i -th chunk at the r_j bitrate level. From the implementation's viewpoint, this is compatible with the generic DASH framework. Indeed, this SSIM matrix can be pre-computed and stored in the server. It is then sufficient to incorporate it into the MPD (Media Presentation Description) so that the client can get it.

At the client-side, the algorithm estimates the available bandwidth with the following process:

- Each time the client sends the fetch order of a chunk, say chunk i , this time is memorized as s_i . Upon the complete download of the current chunk at t_i with an actual volume of Vb_i bits, the bandwidth actually consumed by the download of chunk i is computed as:

$$CBW(i) = \frac{Vb_i}{t_i - s_i}. \quad (1)$$

- The estimated bandwidth for the fetch of the l -th chunk ($l > 1$), denoted by $EBW(l)$, is then computed as the mean average of the actually consumed bandwidth over the downloaded chunks:

$$EBW(l) = \frac{\sum_{i=1}^{l-1} CBW(i)}{l-1}. \quad (2)$$

For the first chunk, according to the proposed algorithm (as it will be explained later), the lowest bitrate version (r_1) will be used, i.e. $EBW_1 = r_1$.

The algorithm keeps also the trace of the difference in SSIM between the adjacent chunks actually displayed. Let d_i be the level at which the chunk i is displayed. For chunk l ($l > 1$), $\Delta(l) = Q(l, d_l) - Q(l-1, d_{l-1})$, is defined to measure the variation in terms of SSIM related to the previous chunk ($l-1$) when the l -th chunk is displayed. The mean SSIM variation till chunk l (for $l > 1$), denoted by $\alpha(l)$, is then computed as below:

$$\alpha(l) = \frac{\sum_{k=2}^l \Delta(k)}{l-1}. \quad (3)$$

Following the convention adopted by the scientific community, the buffer's capacity is given in seconds. The buffer has a capacity of BS (in seconds). It is divided into two regions, region C (for Critical) and region N (for Normal). When the buffer occupancy is below a threshold value (noted by L_c), we are in region C. The current buffer occupancy is denoted by b .

C. Our Algorithm

Hereafter, we describe the SBA algorithm (cf. pseudo-code in Figure 3) which aims to determine the bitrate level (denoted by f) of the next chunk to be fetched.

Input:

1: $\mathcal{R}, Q, b, L_c, l, \alpha(l), EBW(l), d_{l-1}$,

Output: f : Bitrate level at which the next video chunk will be fetched

2: **if** $b \leq L_c$ **then**

3: $f = r_1$

4: **else**

5: $p_l = \max\{r_j \in \mathcal{R}, r_j < EBW(l)\}$.

6: **if** $\delta(l) = Q(l, p_l) - Q(l-1, d_{l-1}) > \alpha(l)$ **then**

7: $f = p_l$

8: **else**

9: $f = d_{l-1}$

10: **end if**

11: **end if**

12: **return** f ;

Fig. 3. Adaptation algorithm.

This algorithm is run each time a fetch order can be issued, i.e. either when a chunk is totally displayed or a chunk is totally downloaded, and of course, when there is room in the buffer (i.e., $BS - b > T$). The parameters $\alpha(i)$ and $EBW(i)$ are assumed to be estimated through parallel processes.

Consider the fetch of the l -th chunk and denote the bitrate level of the previous chunk as d_{l-1} and its SSIM $Q(l-1, d_{l-1})$. This algorithm has two regimes depending on the buffer occupancy:

- 1) When the current buffer occupancy is in the region C, the next chunk will always be fetched at the lowest level, i.e. $f = r_1$.
- 2) When the buffer occupancy is in the region N:
 - a) With $EBW(l)$, the *potential* bitrate p_l which is the highest bitrate under $EBW(l)$ is determined.
 - b) The difference in SSIM if p_l should be used, $\delta(l) = Q(l, p_l) - Q(l-1, d_{l-1})$, is then computed.
 - i) If $\delta(l) > \alpha(l)$, the algorithm considers that there is sufficient gain in video quality and choose p_l as the bitrate for chunk l , i.e. $f = p_l$.
 - ii) Otherwise, the next video chunk at the *current* level (i.e., $f = d_{l-1}$) is fetched.

IV. PERFORMANCE EVALUATION

This section compares and discusses the performance of the proposed SBA algorithm to a selection of competitive algorithms.

A. Evaluation Framework

To get a realistic networking context, a set of real traffic situation over the 4G mobile network of a major network provider has been collected. The traces were collected from different areas and periods in Paris to insure a large coverage

of the traffic patterns. Three traditional test videos have been used:

- 1) Animation (Big Buck Bunny) [19],
- 2) Documentary film (Of Forests and Men) [20],
- 3) Sport (The World's Best Bouldering in Rocklands, South Africa) [21].

These videos are encoded with FFMPEG codec at the following levels (the ones used by Netflix) [22] [23]: $\mathcal{R} = \{235\text{kbps}, 375\text{kbps}, 560\text{kbps}, 750\text{kbps}, 1050\text{kbps}, 1750\text{kbps}, 2350\text{kbps}, 3000\text{kbps}, 4300\text{kbps}, 5800\text{kbps}\}$. Videos are then divided into chunks ($T = 4$ seconds, [16]) by using MP4Box-GPAC framework [24].

We developed (in Python) a simulator in order to evaluate the performance of DASH-based adaptation algorithms. This simulator can work in trace-driven mode, i.e., the networking context is reconstituted with real networking traces. The simulator reproduces timely the instants of chunk download completion (which depends on network condition) as well as the chunk playback (which can be blocked by rebuffering). At each instant where the next chunk is to be downloaded, our algorithm enters in action by computing the level of the next chunk.

By using this simulator and the real-traffic trace previously mentioned, we compared SBA algorithm with the following three ones: BBA [7], FESTIVE [9] and OSMF [16]. We have tested two scenarios with two different buffer sizes: a) $BS = 120$ seconds, b) $BS = 240$ seconds. Each scenario is tested with 24 different traces. The threshold value (L_c) is set to 12 seconds (3 chunks) in both scenarios.

The performance of the algorithms is assessed through 4 metrics (i.e., Rebuffering, Instability, SSIM, bitrate). For each metric, the average value is computed on 24 tests:

- 1) **Average Rebuffering:** is the average of rebuffering (freezing) duration.
- 2) **Average Instability:** is the average of bitrate changes.
- 3) **Average of SSIM:** is the average of the SSIM of the video being displayed.
- 4) **Average of bitrate:** is the average bitrate of the video being displayed.

B. Performance Analysis

This section provides discussions on the achieved performance using the **Animation** video stream. Table I summarizes the results for the two scenarios. For the first 4 lines in the table $BS = 120$ s, whereas for the last 4 lines $BS = 240$ s. One can observe that the SBA algorithm achieves the desired objective with shorter rebuffering, less instability at a good bitrate level.

Moreover, Figure 4 shows that our proposal SBA introduces zero rebuffering for both the scenarios. Actually, we give priority to rebuffering avoidance by setting a critical zone with drastic bitrate drop-off. Being a buffer-based algorithm, BBA works in a similar way and so shows also the same zero rebuffering. On the contrary, FESTIVE and OSMF undergo rebuffering during video chunks playback for 21.208 and 46.25

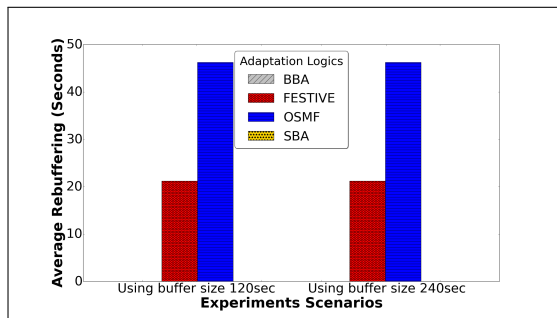


Fig. 4. Average Rebuffering duration for different algorithms with buffer sizes of 120 and 240 seconds and with animation (big buck bunny).

seconds respectively. So, our algorithm performs better than FESTIVE and OSMF for the given scenarios.

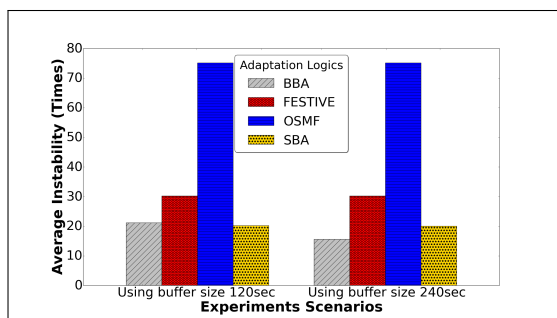


Fig. 5. Average Instability for different algorithms with buffer sizes of 120 and 240 seconds and with animation (big buck bunny).

Figure 5 shows that our proposal SBA achieves good performance, since it is respectively at the first (for $BS = 120$ sec.) and second (for $BS = 240$ sec.) places. For the scenario with $BS = 240$ seconds, BBA algorithm is slightly better than our SBA: this is due to a more conservative bitrate increase approach of BBA. But the price to pay is a much lower average bitrate of BBA compared to the others, whereas our algorithm keeps the highest average bitrate (cf. Figure 7).

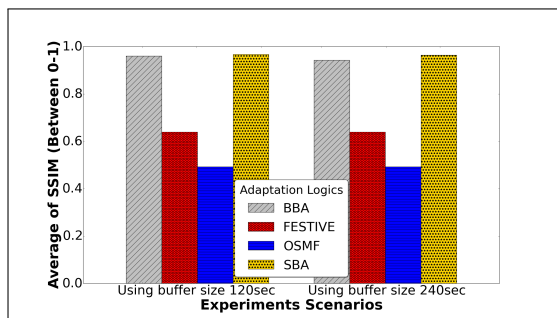


Fig. 6. Average SSIM for different algorithms with buffer sizes of 120 and 240 seconds and with animation (big buck bunny).

As for the SSIM (see Figure 6), our proposal SBA and BBA have similar performance, which is much better than the two others. This means in particular that our choice of upgrading only if there is a real gain in SSIM is justified.

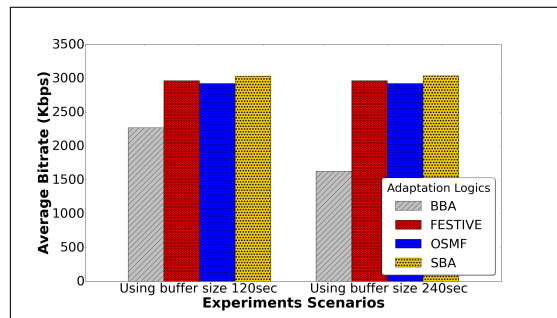


Fig. 7. Average Bitrate for different algorithms with buffer sizes of 120 and 240 seconds and with animation (big buck bunny).

TABLE I. SUMMARIZED RESULTS OF THE TWO SCENARIOS WITH ANIMATION

Adaptation Algo.	Rebuffering	Instability	SSIM	BitRate
SBA	0.0	20.25	0.967	3035.165
BBA [7]	0.0	21.166	0.960	2270.699
FESTIVE [9]	21.208	30.208	0.638	2968.263
OSMF [16]	46.25	75.166	0.492	2926.625
SBA	0.0	20.083	0.964	3039.998
BBA [7]	0.0	15.583	0.942	1629.180
FESTIVE [9]	21.208	30.208	0.638	2968.263
OSMF [16]	46.25	75.166	0.492	2924.321

TABLE II. SUMMARIZED RESULTS OF THE TWO SCENARIOS WITH DOCUMENTARY

Adaptation Algo.	Rebuffering	Instability	SSIM	BitRate
SBA	0.0	23.5	0.941	2927.646
BBA [7]	0.0	19.916	0.921	2326.034
FESTIVE [9]	22.625	29.708	0.601	2963.134
OSMF [16]	44.625	76.958	0.459	2848.442
SBA	0.0	23.416	0.941	2929.382
BBA [7]	0.0	14.458	0.941	1635.275
FESTIVE [9]	22.625	29.708	0.601	2963.134
OSMF [16]	44.625	76.958	0.459	2841.568

Figure 7 gives the **average bitrate** for different algorithms. As it is shown, our proposal SBA achieves the highest average bitrate for both scenarios. We notice also that BBA, which has similar performance as our algorithm for the first 3 metrics, gets here the lowest bitrate, probably because there is an excessive consideration for rebuffering avoidance.

C. Results Summary

Additional results using the two test videos, namely **Documentary** (see Table II) and **Sport** (see Table III) are given in this section. Similar results to those obtained with **Animation** stream are observed. One can notice that for both scenarios, our proposal SBA algorithm, achieves better ranking for most of the metrics.

V. CONCLUSION

This paper proposed a new adaptation algorithm SSIM Based Adaptation (SBA) for DASH video streaming. This al-

TABLE III. SUMMARIZED RESULTS OF THE TWO SCENARIOS WITH SPORT

Adaptation Algo.	Rebuffering	Instability	SSIM	BitRate
SBA	0.0	17.791	0.957	3086.453
BBA [7]	0.0	17.875	0.952	2470.888
FESTIVE [9]	18.541	28.0	0.673	2992.655
OSMF [16]	46.625	77.083	0.478	2866.815
SBA	0.0	17.75	0.954	3078.769
BBA [7]	0.0	12.708	0.929	1937.89
FESTIVE [9]	18.541	28.0	0.673	2992.655
OSMF [16]	46.625	77.083	0.478	2864.495

gorithm is user-experience driven since the main control factor is the Structural Similarity Index Measurement (SSIM) which is a good objective indicator for user perceived video quality. This algorithm takes jointly into consideration the networking level indicators (i.e., buffer occupancy, bandwidth) and the SSIM to select the next level of video chunk. The performance analysis of the provided results carried out on trace-driven emulation with real traffic traces (captured in real mobile network) show that the proposed algorithm, compared to some representative algorithms (BBA, FESTIVE, OSMF) through major QoE metrics show that our algorithm (SBA) achieves a more efficient adaptation by minimizing both the rebuffering and instability, whereas the displayed video is maintained at a high level of bitrate. Our main working direction being the joint consideration of networking mechanism and objective video quality metric, we continue in this direction for our future work. For SBA, we plan to explore the impact of the choice of the threshold value of SSIM. We also plan to extend this work to other relevant video quality metrics.

ACKNOWLEDGMENT

This work is supported in part by a scholarship of Campus France (878164H) as well as by a complementary support of the Galileo Graduate School-University Paris 13 (ED146).

REFERENCES

- [1] C. V. networking Index, "Forecast and methodology, 2016-2021, white paper," *San Jose, CA, USA*, vol. 1, 2016.
- [2] H. Nam, K.-H. Kim, and H. Schulzrinne, "Qoe matters more than qos: Why people stop watching cat videos," in *INFOCOM 2016-The 35th Annual IEEE International Conference on Computer Communications*, IEEE, 2016, pp. 1-9.
- [3] M. Seufert et al., "A survey on quality of experience of http adaptive streaming," *IEEE Communications Surveys & Tutorials*, vol. 17, no. 1, pp. 469-492, 2015.
- [4] F. Dobrian et al., "Understanding the impact of video quality on user engagement," in *ACM SIGCOMM Computer Communication Review*, vol. 41, no. 4. ACM, 2011, pp. 362-373.
- [5] F. WANG, Z. FEI, J. WANG, Y. LIU, and Z. WU, "Has qoe prediction based on dynamic video features with data mining in lte network," *Information Sciences*, vol. 60, no. 042404, pp. 1-042404, 2017.
- [6] F. Hartung, S. Kesici, and D. Catrein, "Drm protected dynamic adaptive http streaming," in *Proceedings of the second annual ACM conference on Multimedia systems*. ACM, 2011, pp. 277-282.
- [7] T.-Y. Huang, R. Johari, N. McKeown, M. Trunnell, and M. Watson, "A buffer-based approach to rate adaptation: Evidence from a large video streaming service," *ACM SIGCOMM Computer Communication Review*, vol. 44, no. 4, pp. 187-198, 2015.

- [8] C. Zhou, C.-W. Lin, X. Zhang, and Z. Guo, "Buffer-based smooth rate adaptation for dynamic http streaming," in *2013 Asia-Pacific Signal and Information Processing Association Annual Summit and Conference*. IEEE, 2013, pp. 1-9.
- [9] J. Jiang, V. Sekar, and H. Zhang, "Improving fairness, efficiency, and stability in http-based adaptive video streaming with festive," *IEEE/ACM Transactions on Networking (TON)*, vol. 22, no. 1, pp. 326-340, 2014.
- [10] S. Akhshabi, L. Anantakrishnan, A. C. Begen, and C. Dovrolis, "What happens when http adaptive streaming players compete for bandwidth?" in *Proceedings of the 22nd international workshop on Network and Operating System Support for Digital Audio and Video*. ACM, 2012, pp. 9-14.
- [11] S. Cicalo, N. Changuel, R. Miller, B. Sayadi, and V. Tralli, "Quality-fair http adaptive streaming over lte network," in *2014 IEEE International Conference on Acoustics, Speech and Signal Processing (ICASSP)*. IEEE, 2014, pp. 714-718.
- [12] S. S. Krishnan and R. K. Sitaraman, "Video stream quality impacts viewer behavior: inferring causality using quasi-experimental designs," *IEEE/ACM Transactions on Networking*, vol. 21, no. 6, pp. 2001-2014, 2013.
- [13] R. K. Mok, E. W. Chan, X. Luo, and R. K. Chang, "Inferring the qoe of http video streaming from user-viewing activities," in *Proceedings of the first ACM SIGCOMM workshop on Measurements up the stack*. ACM, 2011, pp. 31-36.
- [14] P. Georgopoulos, Y. Elkhatib, M. Broadbent, M. Mu, and N. Race, "Towards network-wide qoe fairness using openflow-assisted adaptive video streaming," in *Proceedings of the 2013 ACM SIGCOMM workshop on Future human-centric multimedia networking*. ACM, 2013, pp. 15-20.
- [15] S. Pudlewski, A. Prasanna, and T. Melodia, "Compressed-sensing-enabled video streaming for wireless multimedia sensor networks," *IEEE Transactions on Mobile Computing*, no. 6, pp. 1060-1072, 2012.
- [16] M. Riad, H. Abu-Zeid, H. S. Hassanein, M. Tayel, and A. A. Taha, "A channel variation-aware algorithm for enhanced video streaming quality," in *Local Computer Networks Conference Workshops (LCN Workshops)*, 2015 IEEE 40th. IEEE, 2015, pp. 893-898.
- [17] Z. Wang, L. Lu, and A. C. Bovik, "Video quality assessment based on structural distortion measurement," *Signal processing: Image communication*, vol. 19, no. 2, pp. 121-132, 2004.
- [18] T. Zinner, O. Hohlfeld, O. Abboud, and T. Hoßfeld, "Impact of frame rate and resolution on objective qoe metrics," in *2010 second international workshop on quality of multimedia experience (QoMEX)*. IEEE, 2010, pp. 29-34.
- [19] "Big buck bunny homepage," 2019, URL: <https://peach.blender.org/> [retrieved: 2019-05-07].
- [20] "Of forests and men," 2019, URL: <http://www.offorestsandmen.org/> [retrieved: 2019-05-09].
- [21] "The world's best bouldering in rocklands, south africa," 2019, URL: <http://www.lt11.com> [retrieved: 2019-05-13].
- [22] "Ffmpeg homepage," 2019, URL: <https://www.ffmpeg.org> [retrieved: 2019-06-01].
- [23] "Netflix encoding bitrate," 2019, URL: <https://medium.com/netflix-techblog/per-title-encode-optimization-7e99442b62a2> [retrieved: 2019-05-23].
- [24] "Gpac homepage," 2019, URL: <https://gpac.wp.imt.fr> [retrieved: 2019-06-05].