

Counterfactual Concealed Telecomputation

Fakhar Zaman,¹ Hyundong Shin,^{1,*} and Moe Z. Win²

¹*Department of Electronics and Information Convergence Engineering, Kyung Hee University, Yongin-si, 17104 Korea*

²*Laboratory for Information and Decision Systems,
Massachusetts Institute of Technology, Cambridge, MA 02139 USA*

(Dated: December 16, 2020)

Distributed computing is a fastest growing field—enabling virtual computing, parallel computing, and distributed storage. By exploiting the counterfactual techniques, we devise a distributed blind quantum computation protocol to perform a universal two-qubit controlled unitary operation for any input state without using preshared entanglement and without exchanging physical particles between remote parties. This distributed protocol allows Bob to counterfactually apply an arbitrary unitary operator to Alice’s qubit in probabilistic fashion, without revealing the operator to her, using a control qubit—called the counterfactual concealed telecomputation (CCT). It is shown that the protocol is valid for general input states and that single-qubit unitary teleportation is a special case of CCT. The quantum circuit for CCT can be implemented using the quantum Zeno gates and the protocol becomes deterministic with simplified circuit implementation if the initial composite state of Alice and Bob is a Bell-type state.

A nonlocal controlled unitary operation (CUO) is one of the fundamental building blocks in distributed quantum computing [1–3] and quantum communications [4–6]. Recently, it has been shown that any bipartite nonlocal unitary operation on a $d_A \times d_B$ dimensional quantum system can be implemented using at most $4d_A - 5$ nonlocal controlled unitary operators, regardless of d_B , where d_A and d_B denote the dimensions of quantum systems possessed by the remote parties Alice and Bob, respectively [7]. In particular, two-qubit nonlocal controlled unitary operator plays an important role in distributed quantum computing as any n -qubit nonlocal unitary operation can be decomposed into a product of two-qubit nonlocal CUOs and single-qubit operations [7, 8]. Two-qubit nonlocal CUOs has been implemented using entanglement-assisted local operations and classical communication (LOCC) [9, 10].

In general, a two-qubit CUO can be represented as $U_c = \mathbf{I} \otimes |0\rangle\langle 0| + \mathbf{U} \otimes |1\rangle\langle 1|$, where \mathbf{I} is the single-qubit identity operator and \mathbf{U} is an arbitrary single-qubit unitary operator. To devise a two-qubit nonlocal CUO, U_c can be further decomposed to [10, 11]

$$U_c = (\mathbf{A}_1 \otimes \mathbf{B}_1) \left(\sum_{kl} e^{i\epsilon_{kl}\theta} |kl\rangle\langle kl| \right) (\mathbf{A}_2 \otimes \mathbf{B}_2), \quad (1)$$

where $\epsilon = \sqrt{-1}$; $|k\rangle$ and $|l\rangle$ denote the computational basis of target and control qubits; and $\mathbf{A}_1, \mathbf{A}_2, \mathbf{B}_1$ and \mathbf{B}_2 are the single-qubit local unitary operators that depend on \mathbf{U} . To date, nonlocal CUOs have been implemented using LOCC when the following two conditions are met: i) a sufficient amount of preshared entanglement is available and ii) \mathbf{U} is known to *both* Alice and Bob [10].

Blind quantum computation using entanglement-assisted LOCC [12–14] is a unique capability enabled by quantum mechanics, which allows one party to use quantum computational resources of a remote party without revealing the input, computation, and output. Coun-

terfactual quantum communication [15, 16] is an other unique capability enabled by quantum mechanics, which allows remote parties to communicate information without exchanging physical particles. The counterfactuality was first introduced based on interaction-free measurement [17, 18] and, in addition to quantum communication, it has been successfully used in quantum computation [19, 20] and quantum cryptography [21, 22].

This letter put forth a new type of blind quantum computation without using preshared entanglement and without exchanging physical particles between remote parties. A fundamental building block of blind quantum computation is a protocol that enables Bob to counterfactually apply an arbitrary unitary operator \mathbf{U} to Alice’s qubit in a probabilistic fashion, without revealing \mathbf{U} to Alice, using a control qubit. This is accomplished by decomposing the two-qubit CUO that corresponding to \mathbf{U} into global controlled flipping operations and local operations at the remote parties. The key features of this protocol are that i) the global controlled flipping operations are implemented in counterfactual way, and ii) both the global operations and Alice’s local operations are implemented in a way that \mathbf{U} is concealed from Alice. This protocol is called counterfactual concealed telecomputation (CCT). The counterfactual implementation of global controlled flipping operations using the quantum Zeno [23] and chained quantum Zeno gates [24–26] is given in the supplementary material [27]. The protocol is shown to be valid for general input states, and single-qubit unitary teleportation [28, 29] can be seen as a special case of CCT. If the composite state of Alice and Bob is a Bell-type state, the protocol becomes deterministic and the quantum circuit for CCT can be simplified significantly.

The protocol.— In general, a single-qubit unitary operator \mathbf{U} can be represented as $\mathbf{U} = \mathbf{R}_z(\phi) \mathbf{R}_y(\theta) \mathbf{R}_z(\varphi)$ where ϕ , θ , and φ are the Euler angles, and the rotation

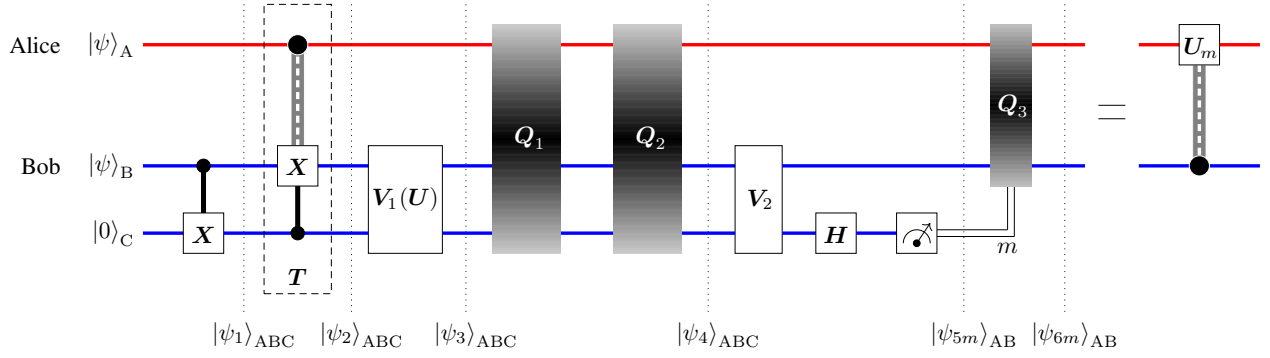


FIG. 1. CCT without preshared entanglement. Bob starts the protocol by entangling his qubit $|\psi\rangle_B$ and ancilla $|0\rangle_C$ with the local CNOT operation. Alice and Bob apply a sequence of nonlocal controlled flipping operations $\{T, Q_1, Q_2\}$ and the local operations $\{V_1(U), V_2\}$ (at Bob's side) where T is a counterfactual Toffoli gate. At the end of the protocol, Bob applies the Hadamard gate H on the ancilla followed by measuring the ancilla in the computational basis. Bob announces his measurement result $m \in \{0, 1\}$ to Alice by using classical communication. Alice and Bob counterfactually apply the operation Q_3 on their composite state and transform the composite state as $|\psi_{6m}\rangle_{AB} = \gamma (\mathbf{I}|\psi\rangle_A) \otimes |0\rangle_B + \delta (U_m |\psi\rangle_A) \otimes |1\rangle_B$ where $U_m = R_z(\phi) R_y((-1)^m \theta) R_z(\varphi)$. Here \mathbf{I} denotes the single-qubit identity matrix and \mathbf{X} is the Pauli x operator.

matrices are given by

$$R_y(\theta) = \begin{bmatrix} \cos(\theta/2) & -\sin(\theta/2) \\ \sin(\theta/2) & \cos(\theta/2) \end{bmatrix}, \quad (2)$$

$$R_z(\varphi) = \begin{bmatrix} e^{-i\varphi/2} & 0 \\ 0 & e^{i\varphi/2} \end{bmatrix}. \quad (3)$$

The proposed CCT protocol will counterfactually implement controlled- U_m on Alice's qubit, without revealing U_m to Alice as shown in Fig. 1, where

$$U_m = R_z(\phi) R_y((-1)^m \theta) R_z(\varphi), \quad (4)$$

with

$$\mathbb{P}\{m = m\} = \begin{cases} \frac{1}{2}, & \text{for } m = 0, \\ \frac{1}{2}, & \text{for } m = 1. \end{cases} \quad (5)$$

To demonstrate the implementation of CCT (see Fig. 1), consider the arbitrary pure input states of Alice's target qubit $|\psi\rangle_A$ and Bob's control qubit $|\psi\rangle_B$ as follows:

$$|\psi\rangle_A = \alpha |0\rangle_A + \beta |1\rangle_A, \quad (6)$$

$$|\psi\rangle_B = \gamma |0\rangle_B + \delta |1\rangle_B, \quad (7)$$

with the complex coefficients α, β, γ , and δ satisfying $|\alpha|^2 + |\beta|^2 = 1$ and $|\gamma|^2 + |\delta|^2 = 1$. Bob starts the protocol by performing the local CNOT operation to entangle his qubit with the ancillary qubit $|0\rangle_C$. Then, Alice and Bob have the separable composite state $|\psi_1\rangle_{ABC}$ as follows:

$$|\psi_1\rangle_{ABC} = |\psi\rangle_A (\gamma |00\rangle_{BC} + \delta |11\rangle_{BC}), \quad (8)$$

where the subscript C denotes the ancillary qubit. Alice and Bob counterfactually apply Toffoli gate T to entangle Alice's qubit with Bob's and ancillary qubits. Toffoli gate, with Alice's and ancillary qubits as control and

Bob's qubit as a target, transforms the composite state $|\psi_1\rangle_{ABC}$ as follows:

$$|\psi_2\rangle_{ABC} = \gamma |\psi\rangle_A |00\rangle_{BC} + \delta (\alpha |01\rangle_{AB} + \beta |10\rangle_{AB}) |1\rangle_C. \quad (9)$$

Bob applies the following local operation $V_1(U)$ on his qubits:

$$V_1(U) = V_{14} V_{13} V_{12} V_{11}, \quad (10)$$

where

$$V_{11} = \mathbf{I} \otimes |0\rangle_C \langle 0| + (\mathbf{R}_z(\varphi) \mathbf{X}) \otimes |1\rangle_C \langle 1| + \mathbf{I} \otimes |2\rangle_C \langle 2| \quad (11)$$

$$V_{12} = |0\rangle_B \langle 0| \otimes \mathbf{I} + |10\rangle_{BC} \langle 10| + |12\rangle_{BC} \langle 11| + |11\rangle_{BC} \langle 12|, \quad (12)$$

$$V_{13} = \mathbf{I} \otimes |0\rangle_C \langle 0| + (\mathbf{R}_z(\phi) \mathbf{R}_y(\theta)) \otimes |1\rangle_C \langle 1| + (\mathbf{R}_z(\phi) \mathbf{R}_y(\theta)) \otimes |2\rangle_C \langle 2|, \quad (13)$$

$$V_{14} = \mathbf{I} \otimes (|0\rangle_C \langle 0| + |1\rangle_C \langle 1|) + \mathbf{X} \otimes |2\rangle_C \langle 2|, \quad (14)$$

and \mathbf{X} denotes the Pauli x operator. Note that the dependence of V_1 on U is through V_{11} and V_{13} . It transforms the composite state $|\psi_2\rangle_{ABC}$ as follows:

$$\begin{aligned} |\psi_3\rangle_{ABC} = & \gamma |\psi\rangle_A |00\rangle_{BC} \\ & + \delta \alpha e^{-i(\varphi+\phi)/2} \cos(\theta/2) |001\rangle_{ABC} \\ & + \delta \alpha e^{-i(\varphi-\phi)/2} \sin(\theta/2) |011\rangle_{ABC} \\ & + \delta \beta e^{i(\varphi+\phi)/2} \cos(\theta/2) |102\rangle_{ABC} \\ & - \delta \beta e^{i(\varphi-\phi)/2} \sin(\theta/2) |112\rangle_{ABC}. \end{aligned} \quad (15)$$

Now, Alice and Bob counterfactually apply the following

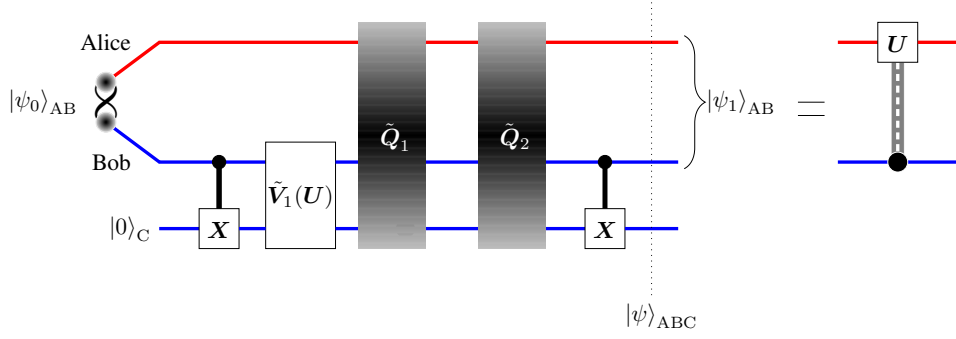


FIG. 2. Deterministic CCT protocol for Bell-type states to counterfactually apply an arbitrary unitary operator on the Alice's qubit in concealed and controlled fashion without using additional preshared entanglement. Similar to CCT protocol for general input states, Bob starts the protocol by entangling his qubit with ancilla $|0\rangle_C$ with local CNOT operation. Alice and Bob apply a sequence of nonlocal controlled filling operations $\{\tilde{Q}_1, \tilde{Q}_2\}$ the local operation $\tilde{V}_1(U)$ (at Bob's side). At the end of the protocol, Bob applies CNOT operation locally to disentangle the ancilla qubit and transforms the composite state as $|\psi\rangle_{ABC} = (\mathbf{I} \otimes |0\rangle_B \langle 0| + \mathbf{U} \otimes |1\rangle_B \langle 1|) |\psi_0\rangle_{AB} \otimes |0\rangle_C$ where $\mathbf{U} = \mathbf{R}_z(\phi) \mathbf{R}_y(\theta) \mathbf{R}_z(\varphi)$.

two consecutive controlled flipping operations:

$$\begin{aligned} \mathbf{Q}_1 = \mathbf{I} \otimes (& |00\rangle_{BC} \langle 00| + |01\rangle_{BC} \langle 01| \\ & + |10\rangle_{BC} \langle 10| + |02\rangle_{BC} \langle 02|) \end{aligned} \quad (16)$$

$$\begin{aligned} \mathbf{Q}_2 = (& |0\rangle_A \langle 0| + |1\rangle_A \langle 1|) \otimes \mathbf{I} \otimes |0\rangle_C \langle 0| \\ & + |1\rangle_A \langle 1| \otimes \mathbf{I} \otimes |1\rangle_C \langle 1| \\ & + |0\rangle_A \langle 0| \otimes \mathbf{I} \otimes |2\rangle_C \langle 2| \\ & + |0\rangle_A \langle 0| \otimes \mathbf{X} \otimes |1\rangle_C \langle 1| \\ & + |1\rangle_A \langle 1| \otimes \mathbf{X} \otimes |2\rangle_C \langle 2| , \end{aligned} \quad (17)$$

which transform the composite state $|\psi_3\rangle_{ABC}$ as follows:

$$\begin{aligned} |\psi_4\rangle_{ABC} = \gamma |\psi\rangle_A & |00\rangle_{BC} \\ & + \delta \alpha e^{-i(\varphi+\phi)/2} \cos(\theta/2) |011\rangle_{ABC} \\ & + \delta \alpha e^{-i(\varphi-\phi)/2} \sin(\theta/2) |111\rangle_{ABC} \\ & + \delta \beta e^{+i(\varphi+\phi)/2} \cos(\theta/2) |112\rangle_{ABC} \\ & - \delta \beta e^{+i(\varphi-\phi)/2} \sin(\theta/2) |012\rangle_{ABC} . \end{aligned} \quad (18)$$

Bob applies the local operation \mathbf{V}_2 on his qubits:

$$\begin{aligned} \mathbf{V}_2 = & |0\rangle_B \langle 0| \otimes \mathbf{I} \\ & + |1\rangle_B \langle 1| \otimes (|0\rangle_C \langle 1| + |1\rangle_C \langle 2| + |2\rangle_C \langle 0|) , \end{aligned} \quad (19)$$

followed by the Hadamard gate \mathbf{H} on the ancillary qubit to disentangle the ancillary qubit from Alice's and Bob's qubits. At the end of the protocol, Bob performs the measurement on the ancillary qubit in the computational basis and the composite state $|\psi_4\rangle_{ABC}$ collapses to

$$\begin{aligned} |\psi_{5m}\rangle_{AB} = \gamma |\psi\rangle_A & |0\rangle_B \\ & + \delta \alpha e^{-i(\varphi+\phi)/2} \cos(\theta/2) |01\rangle_{AB} \\ & + \delta \alpha e^{-i(\varphi-\phi)/2} \sin(\theta/2) |11\rangle_{AB} \\ & + (-1)^m \delta \beta e^{+i(\varphi+\phi)/2} \cos(\theta/2) |11\rangle_{AB} \\ & + (-1)^{1-m} \delta \beta e^{+i(\varphi-\phi)/2} \sin(\theta/2) |01\rangle_{AB} , \end{aligned} \quad (20)$$

where $m \in \{0, 1\}$ is a measurement outcome with equal probability. Bob announces the measurement result with classical communication and apply the unitary operation \mathbf{Q}_3 in counterfactual way where

$$\mathbf{Q}_3 = \begin{cases} \mathbf{I}, & \text{for } m = 0, \\ (\mathbf{Z} \otimes \mathbf{X}) \mathbf{Z}_c (\mathbf{I} \otimes \mathbf{X}), & \text{for } m = 1, \end{cases} \quad (21)$$

and \mathbf{Z}_c is the controlled- \mathbf{Z} operation and \mathbf{Z} denotes the Pauli z operator. It transforms the composite state $|\psi_{5m}\rangle_{AB}$ as follows:

$$\begin{aligned} |\psi_{6m}\rangle_{AB} = \gamma |\psi\rangle_A & |0\rangle_B \\ & + \delta \alpha e^{-i(\varphi+\phi)/2} \cos(\theta/2) |01\rangle_{AB} \\ & + (-1)^m \delta \alpha e^{-i(\varphi-\phi)/2} \sin(\theta/2) |11\rangle_{AB} \\ & + \delta \beta e^{+i(\varphi+\phi)/2} \cos(\theta/2) |11\rangle_{AB} \\ & + (-1)^{1-m} \delta \beta e^{+i(\varphi-\phi)/2} \sin(\theta/2) |01\rangle_{AB} , \\ = \gamma (\mathbf{I} |\psi\rangle_A) \otimes & |0\rangle_B + \delta (\mathbf{U}_m |\psi\rangle_A) \otimes |1\rangle_B . \end{aligned} \quad (22)$$

The equation (23) shows that Bob has successfully performed the CCT on Alice's qubit.

For the protocol, if Bob sets the initial state of his qubit $|\psi\rangle_B = |1\rangle_B$, then

$$|\psi_{6m}\rangle_{AB} = (\mathbf{U}_m |\psi\rangle_A) \otimes |1\rangle_B . \quad (24)$$

Equation (24) shows that at the end of the protocol, the qubits of Alice and Bob are in a separable state, resulting in the unitary transformation of the arbitrary input state $|\psi\rangle_A$ of Alice—namely, *unitary teleportation*.

Bell-type states.— Consider that initial states of Alice and Bob are Bell-type states (see Fig. 2). In general, the Bell-type states are given as

$$|\psi_0\rangle_{AB} : \begin{cases} |\psi_{00}^\pm\rangle_{AB} = \alpha |00\rangle_{AB} \pm \beta |11\rangle_{AB} , \\ |\psi_{01}^\pm\rangle_{AB} = \gamma |01\rangle_{AB} \pm \delta |10\rangle_{AB} , \end{cases} \quad (25)$$

where $|\psi_{0\ell}^{\pm}\rangle_{AB}$, $\ell = 0, 1$, are called the ℓ -class states. Assume that Bob knows either the input is an 0-class or 1-class state. Similar to the general scheme, Bob starts the protocol by entangling his qubit with the ancillary qubit. Bob directly applies

$$\tilde{V}_1(U) = I \otimes |0\rangle_C \langle 0| + (\mathbf{X}^{1-\ell} U \mathbf{X}^{\ell}) \otimes |1\rangle_C \langle 1|, \quad (26)$$

for the ℓ -class states. Now Alice and Bob counterfactually apply

$$\begin{aligned} \tilde{Q}_1 = I \otimes (|00\rangle_{BC} \langle 00| + |01\rangle_{BC} \langle 01| \\ + |10\rangle_{BC} \langle 10|) + \mathbf{X} \otimes (|11\rangle_{BC} \langle 11|), \end{aligned} \quad (27)$$

followed by

$$\begin{aligned} \tilde{Q}_2 = (|0\rangle_A \langle 0| + |1\rangle_A \langle 1|) \otimes I \otimes |0\rangle_C \langle 0| \\ + |1\rangle_A \langle 1| \otimes \mathbf{X}^{1-\ell} \otimes |1\rangle_C \langle 1| \\ + |0\rangle_A \langle 0| \otimes \mathbf{X}^{\ell} \otimes |1\rangle_C \langle 1|, \end{aligned} \quad (28)$$

for the ℓ -class states. Bob applies the local CNOT operation at his qubits to disentangle the ancillary qubit and the composite state is given as

$$|\psi\rangle_{ABC} = |\psi_1\rangle_{AB} \otimes |0\rangle_C, \quad (29)$$

where

$$|\psi_1\rangle_{AB} = (I \otimes |0\rangle_B \langle 0| + U \otimes |1\rangle_B \langle 1|) |\psi_0\rangle_{AB}. \quad (30)$$

As the ancillary qubit is already in a separable state with qubits $|\psi_1\rangle_{AB}$, Bob does not need to perform measurement on his ancillary qubit.

In summary, we devise a new protocol for distributed quantum computing that allows Alice and Bob to apply a two-qubit CUO on any input state in a probabilistic fashion without using preshared entanglement, without revealing the unitary operator to Alice, and without exchanging physical particles between remote parties. This protocol enables in some respect Bob to counterfactually perform *telecomputation* on Alice's qubit in a *concealed* fashion. While this paper do not discuss the security of the protocol, future work may consider suitable variations of the current protocol for the cryptography tasks.

This work was supported in part by the the National Research Foundation of Korea under Grant 2019R1A2C2007037 and in part by the Office of Naval Research under Grant N00014-19-1-2724.

* Corresponding Author (hshin@khu.ac.kr).

[1] J. I. Cirac, A. K. Ekert, S. F. Huelga, and C. Macchiavello, Phys. Rev. A **59**, 4249 (1999).
[2] W. Dai, T. Peng, and M. Z. Win, IEEE J. Sel. Areas Commun. **38**, 540 (2020), special issue on *Advances in Quantum Communications, Computing, Cryptography and Sensing*.

[3] A. S. Cacciapuoti, M. Caleffi, F. Tafuri, F. S. Cataliotti, S. Gherardini, and G. Bianchi, IEEE Network **34**, 137 (2019).
[4] J. Eisert, K. Jacobs, P. Papadopoulos, and M. B. Plenio, Phys. Rev. A **62**, 052317 (2000).
[5] A. S. Fletcher, P. W. Shor, and M. Z. Win, IEEE Trans. Inf. Theory **54**, 5705 (2008).
[6] M. Chiani, A. Conti, and M. Z. Win, Phys. Rev. A **102**, 012410 (2020).
[7] L. Chen and L. Yu, Phys. Rev. A **91**, 032308 (2015).
[8] A. Barenco, C. H. Bennett, R. Cleve, D. P. DiVincenzo, N. Margolus, P. Shor, T. Sleator, J. A. Smolin, and H. Weinfurter, Phys. Rev. A **52**, 3457 (1995).
[9] L. Chen and L. Yu, Phys. Rev. A **89**, 062326 (2014).
[10] A. Soeda, P. S. Turner, and M. Murao, Phys. Rev. Lett. **107**, 180501 (2011).
[11] K. Lemr, K. Bartkiewicz, A. Černoch, M. Dušek, and J. Soubusta, Phys. Rev. Lett. **114**, 153602 (2015).
[12] V. Giovannetti, L. Maccone, T. Morimae, and T. G. Rudolph, Phys. Rev. Lett. **111**, 230501 (2013).
[13] C. A. Pérez-Delgado and J. F. Fitzsimons, Phys. Rev. Lett. **114**, 220502 (2015).
[14] J. F. Fitzsimons, npj Quantum Inf. **3**, 1 (2017).
[15] H. Salih, Z.-H. Li, M. Al-Amri, and M. S. Zubairy, Phys. Rev. Lett. **110**, 170502 (2013).
[16] Y. Aharonov and L. Vaidman, Phys. Rev. A **99**, 010103 (2019).
[17] A. Elitzur and L. Vaidman, Found. Phys. **23**, 987 (1993).
[18] P. Kwiat, H. Weinfurter, T. Herzog, A. Zeilinger, and M. A. Kasevich, Phys. Rev. Lett. **74**, 4763 (1995).
[19] O. Hosten, M. T. Rakher, J. T. Barreiro, N. A. Peters, and P. G. Kwiat, Nature **439**, 949 (2006).
[20] F. Kong, C. Ju, P. Huang, P. Wang, X. Kong, F. Shi, L. Jiang, and J. Du, Phys. Rev. Lett. **115**, 080501 (2015).
[21] T.-G. Noh, Phys. Rev. Lett. **103**, 230501 (2009).
[22] H. Salih, Phys. Rev. A **90**, 012333 (2014).
[23] W. M. Itano, D. J. Heinzen, J. J. Bollinger, and D. J. Wineland, Phys. Rev. A **41**, 2295 (1990).
[24] F. Zaman, Y. Jeong, and H. Shin, Sci. Rep. **8**, 14641 (2018).
[25] F. Zaman, Y. Jeong, and H. Shin, Sci. Rep. **9**, 1 (2019).
[26] F. Zaman, H. Shin, and M. Z. Win, arXiv:1910.03200 (2019).
[27] See Supplementary Material for counterfactual implementation of global operations.
[28] Y.-F. Huang, X.-F. Ren, Y.-S. Zhang, L.-M. Duan, and G.-C. Guo, Phys. Rev. Lett. **93**, 240501 (2004).
[29] S. F. Huelga, J. A. Vaccaro, A. Chefles, and M. B. Plenio, Phys. Rev. A **63**, 042303 (2001).

Supplementary Material: Counterfactual Concealed Telecomputation

PRELIMINARIES

The counterfactual quantum communication [S1, S2] is based on the single-particle nonlocality and quantum measurement theory. A quantum state usually collapses back to its initial state if the time between repeated measurements is short enough [S3]. This quantum Zeno (QZ) effect has been demonstrated to achieve the interaction-free measurement (IFM) where the state of a photon acts as an unstable quantum state corresponding to the presence of the absorptive object [S4]. We begin with a brief review on the overall actions of the QZ and chained QZ (CQZ) gates [S5, S6] that are invoked to devise CCT.

QZ Gates

Fig. S1 shows the Michelson version of the QZ gate [S25] to perform IFM. The QZ gate is to ascertain the classical behavior of an absorptive object, i.e., to infer the absence state $|0\rangle_{\text{AO}}$ or the presence state $|1\rangle_{\text{AO}}$ of AO without interacting with it. The H(V)-QZ_N gate takes an H (V) polarized photon as input. The switchable mirror SM_N is initially turned off to allow passing the photon and is turned on for N cycles once the photon is passed. After N cycles, SM_N is turned off again allowing the photon out. The polarization rotator PR_N^{H(V)} gives rotation to the input photon by an angle $\theta_N = \pi/(2N)$ as follows:

$$\text{PR}_N^{\text{H(V)}} : \begin{cases} |H(V)\rangle_p \rightarrow \cos \theta_N |H(V)\rangle_p + \sin \theta_N |V(H)\rangle_p, \\ |V(H)\rangle_p \rightarrow \cos \theta_N |V(H)\rangle_p - \sin \theta_N |H(V)\rangle_p. \end{cases} \quad (\text{S1})$$

The photon state $|\phi\rangle$ after PR_N^{H(V)} in the first cycle of the H(V)-QZ_N gate is given by

$$|\phi\rangle = \cos \theta_N |H(V)\rangle_p + \sin \theta_N |V(H)\rangle_p. \quad (\text{S2})$$

Then, the polarizing beam splitter PBS separates the H and V components of the photon into two different optical paths: SM \rightarrow MR₁ and SM \rightarrow MR₂. The H (V) component goes towards MR₁ and the V (H) component goes towards MR₂. The photon component in the second optical path only interacts with AO (control terminal).

- AO = $|0\rangle_{\text{AO}}$: In the absence of the absorptive object, the V (H) component of the photon is reflected by MR₂ and is returned back to PBS. Hence, the photon state remains unchanged. After $n (< N)$ cycles, the photon state is given by

$$|\phi\rangle = \cos(n\theta_N) |H(V)\rangle_p + \sin(n\theta_N) |V(H)\rangle_p. \quad (\text{S3})$$

The photon will end up in the state $|V(H)\rangle_p$ with certainty by $\pi/2$ rotation after N cycles.

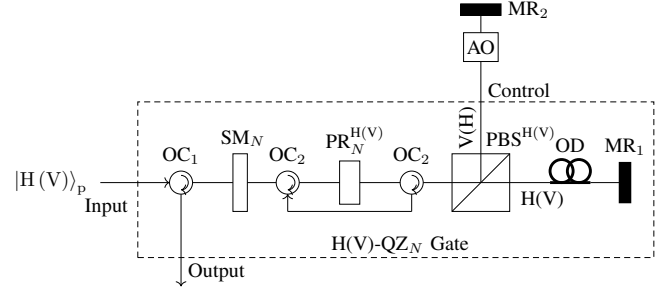


FIG. S1. A H(V)-QZ_N gate with N cycles where H (V) stands for horizontal (vertical) polarization of the photon, OC for an optical circulator, SM for a switchable mirror, PR for a polarizing rotator, PBS for a polarizing beam splitter, MR for a mirror, and AO shows the state of an absorptive object.

- AO = $|1\rangle_{\text{AO}}$: In the presence of the absorptive object, the V (H) component is absorbed by AO if it is found in the control terminal. In each cycle, the probability of this absorption event is equal to $\sin^2 \theta_N$. Unless the photon is absorbed, the photon state collapses to the initial state $|H(V)\rangle_p$. After N cycles, the photon is not absorbed and ends up in the state $|H(V)\rangle_p$ with probability $\cos^{2N} \theta_N$ tending to one as $N \rightarrow \infty$.

Table I shows the overall action of the QZ gate. Note that the H(V)-QZ_N gate has the output $|H(V)\rangle_p$ in the presence state $|1\rangle_{\text{AO}}$ if the photon has not traveled over the control terminal (quantum channel). Hence, the QZ gate is counterfactual only for this measurement outcome.

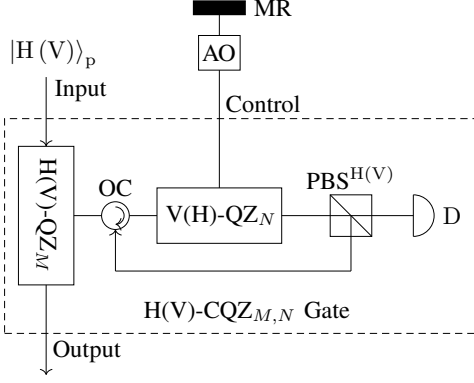
CQZ Gates

Fig. S2 shows the nested version of QZ gates with M outer and N inner cycles [S24]. The CQZ gate enables to ascertain the absence or presence of the absorptive object counterfactually for both the outcomes. The H(V)-CQZ_{M,N} gate also takes an H (V) polarized photon as input. In each outer cycle, V (H) component of the photon enters the inner V(H)-QZ_N gate.

- AO = $|0\rangle_{\text{AO}}$: In the absence of the absorptive object, the inner V(H)-QZ_N gate transforms the photon state $|V(H)\rangle_p$ into $|H(V)\rangle_p$ after N cycles. This component ends up at the detector D after PBS. Hence, the inner QZ gate acts as an absorptive object for the outer QZ gate in the absence state $|0\rangle_{\text{AO}}$, where D serves to detect the event that the photon is found in the control terminal. In each outer cycle, unless the photon is discarded, the photon state collapses back to the initial state

TABLE I. H(V)-QZ_N and H(V)-CQZ_{M,N} gates.

Input	Control	QZ Gate			CQZ Gate		
		Output	Probability	Counterfactuality	Output	Probability	Counterfactuality
$ H(V)\rangle_p$	$ 0\rangle_{AO}$	$ V(H)\rangle_p$	1	No	$ H(V)\rangle_p$	λ_0	Yes
	$ 1\rangle_{AO}$	$ H(V)\rangle_p$	$\cos^{2N} \theta_N$	Yes	$ V(H)\rangle_p$	λ_1	Yes


 FIG. S2. A H(V)-CQZ_{M,N} gate with M outer and N inner cycles where D is a photon detector. Table I shows the overall action of H(V)-CQZ_{M,N} gate.

$|H(V)\rangle_p$ with probability $\cos^2 \theta_M$. After M outer cycles, the photon is not discarded at the detector D and ends up in the initial state $|H(V)\rangle_p$ with probability

$$\lambda_0 = \cos^{2M} \theta_M. \quad (S4)$$

tending to one as $M \rightarrow \infty$.

- $AO = |1\rangle_{AO}$: In case the absorptive object is present, the V (H) component of the photon recombines with the H (V) component and the photon state remains unchanged for the next outer cycle, unless the photon is absorbed by AO . Hence, the inner QZ gate acts as a mirror for the outer QZ gate in the presence state $|1\rangle_{AO}$. After $i (< M)$ outer cycles, unless the photon is absorbed, the photon state is given by (S3), which is again not absorbed by AO for the next outer cycle with probability

$$[1 - \sin^2(i\theta_M) \sin^2 \theta_N]^N. \quad (S5)$$

Hence, unless the photon is absorbed by AO , the H(V)-CQZ_{M,N} gate transforms the input state $|H(V)\rangle_p$ into $|V(H)\rangle_p$ with probability

$$\lambda_1 = \prod_{i=1}^M [1 - \sin^2(i\theta_M) \sin^2 \theta_N]^N. \quad (S6)$$

tending to one as $M, N \rightarrow \infty$.

Note that the CQZ gate is counterfactual for both the outcomes and infers the absence or presence of the absorptive object (with probability λ_0 or λ_1) but no physical particle (photon) is found in the control terminal (see Table I).

CCT IMPLEMENTATION USING QZ AND CQZ GATES

As shown in Fig. S3, an electron as a quantum absorptive object takes superposition of two paths $|\uparrow\rangle_e$ and $|\downarrow\rangle_e$ where the subscript e denotes the electron. In type I (Fig. S3(a)), the electron state $|\uparrow(\downarrow)\rangle_e$ or $|\downarrow(\uparrow)\rangle_e$ acts as the presence state $|1\rangle_{AO}$ or the absence state $|0\rangle_{AO}$ of the absorptive object for the H(V)-QZ_N gate. For the counterfactuality of the protocols, we setup four gates:

- counterfactual electron-photon interaction (CEPI) gates using the H(V)-QZ_N gate;
- dual CEPI (D-CEPI) gates using the dual QZ (DQZ) gate;
- distributed controlled flipping operation (DCFO) gates using the CEPI gates;
- dual DCFO (D-DCFO) gates using the D-CEPI gates.

From the above list of gates, the second (first) and forth (third) gates use to devise the CCT for general (Bell-type) input states.

CEPI Gates

Fig. S4 shows the H(V)-CEPI_N gate where the quantum absorptive object is in the superposition state

$$|\text{electron}\rangle_e = \alpha |\uparrow\rangle_e + \beta |\downarrow\rangle_e, \quad (S7)$$

with $|\alpha|^2 + |\beta|^2 = 1$. The H(V)-CEPI_N gate collapses this quantum state by entangling and disentangling the electron-photon pair

$$|\eta_0\rangle_{ep} = |\text{electron}\rangle_e |H(V)\rangle_p \quad (S8)$$

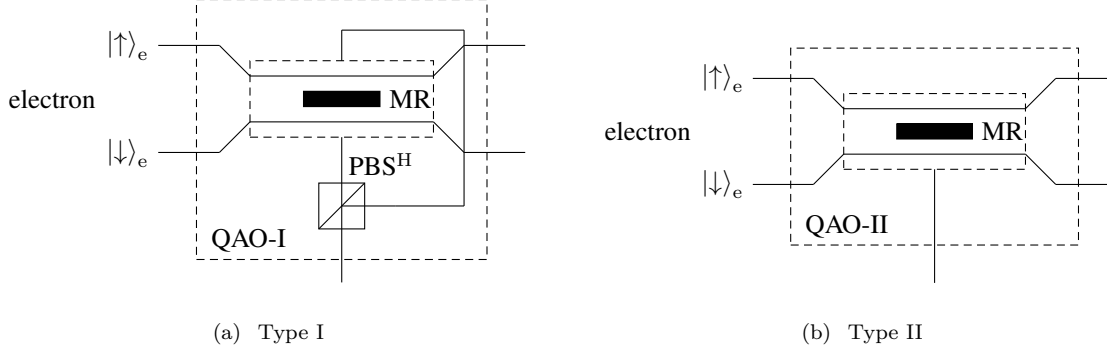


FIG. S3. A quantum absorptive object (electron) for (a) the QZ gate (type I) and (b) the CQZ gate (type II). The electron takes the superposition of two paths $|\uparrow\rangle_e$ and $|\downarrow\rangle_e$. In type I, the electron states $|\uparrow\rangle_e$ and $|\downarrow\rangle_e$ act as the presence (absence) state $|1(0)\rangle_{AO}$ and the absence (presence) state $|0(1)\rangle_{AO}$ of the absorptive object for the H(V)-QZ gate, respectively. In type II, the electron states simply act as $|\uparrow\rangle_e = |0\rangle_{AO}$ and $|\downarrow\rangle_e = |1\rangle_{AO}$ for the CQZ gate. If the photon is absorbed by the electron, the electron state is in an erasure state orthogonal to $|\uparrow\rangle_e$ and $|\downarrow\rangle_e$.

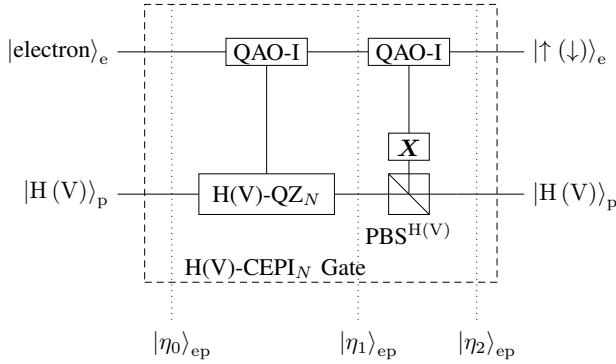


FIG. S4. A H(V)-CEPI_N gate where the superposition state $|\text{electron}\rangle_e = \alpha|\uparrow\rangle_e + \beta|\downarrow\rangle_e$ of the quantum absorptive object (electron) is collapsed to $|\uparrow(\downarrow)\rangle_e$ (dequantization) using the H(V)-QZ_N gate unless the photon is absorbed by the electron. If the photon is found in the quantum channel, the pair of photon and electron is discarded in transforming $|\eta_1\rangle_{ep}$ to $|\eta_2\rangle_{ep}$ where the photon that has traveled over the channel is diverted again to the quantum absorptive object and absorbed by the electron. This electron-photon interaction is designed to output the photon and electron by using the presence state (blocking event) only. Hence, the protocol is fully counterfactual.

as follows:

$$|\eta_0\rangle_{ep} \rightarrow |\eta_1\rangle_{ep} = \alpha|\uparrow H\rangle_{ep} + \beta|\downarrow V\rangle_{ep}, \quad (\text{S9})$$

$$\rightarrow |\eta_2\rangle_{ep} = |\uparrow(\downarrow)\rangle_e |H(V)\rangle_p, \quad (\text{S10})$$

unless the photon is absorbed by the electron, with probability

$$(1 - \nabla_0 \sin^2 \theta_N)^N \nabla_0, \quad (\text{S11})$$

where $\nabla_0 = |\alpha|^2 (|\beta|^2)$ is the probability that the electron is in the presence state for the H(V)-QZ_N gate.

The second (first) term of $|\eta_1\rangle_{ep}$ is the outcome corresponding to the electron in the absence state for the H(V)-QZ_N gate. Since this outcome is not counterfactual, it is discarded (absorbed) by the electron using the $\text{PBS}^{H(V)}$ and the \mathbf{X} operator. To discard the factual (non-counterfactual) outcome $|V(H)\rangle_p$ of the H(V)-QZ_N gate, $\text{PBS}^{H(V)}$ redirects this photon component to the quantum absorptive object (followed by the \mathbf{X} operator) to be absorbed by the electron. Hence, whenever the photon is found in the quantum channel, the electron absorbs it and becomes in an erasure state, leading the H(V)-CEPI_N gate to output no photon and electron (e.g., particles in the erasure state). This enables the protocol to abort nonlocally by discarding both the photon and the electron whenever its counterfactuality is broken.

D-CEPI Gates

Fig. S5 shows the dual form of the H(V)-CEPI_N gate in Fig. S4. For counterfactuality, this D-CEPI_N gate works similarly to the H(V)-CEPI_N gate. The only difference is that the superposition polarization state

$$|\text{photon}\rangle_p = \gamma|H\rangle_p + \delta|V\rangle_p \quad (\text{S12})$$

of the input photon is entangled with the ancillary path state in the DQZ_N gate as follows:

$$|\text{photon}\rangle_{pa} = \gamma|H0\rangle_{pa} + \delta|V1\rangle_{pa}, \quad (\text{S13})$$

where the ancilla states $|0\rangle_a$ and $|1\rangle_a$ show the paths for the H- and V-QZ gates, respectively. The D-CEPI_N gate transforms the electron-photon pair

$$|\eta_0\rangle_{epa} = |\text{electron}\rangle_e |\text{photon}\rangle_{pa} \quad (\text{S14})$$

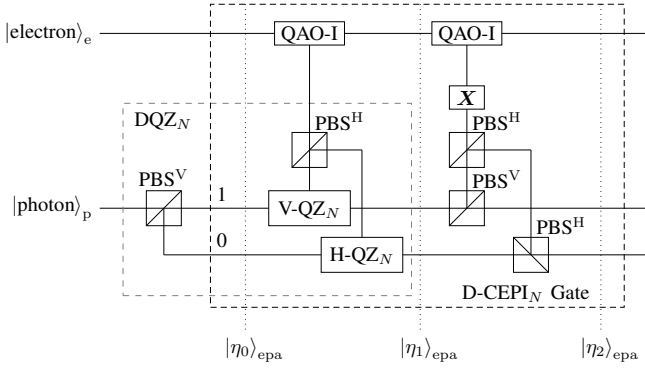


FIG. S5. A D-CEPI_N gate where the quantum absorptive object (electron) gets entangled with the existing photon (unless absorbed by the electron) using the DQZ_N gate. Initially, the photon is in the superposition state $|\text{photon}\rangle_p = \gamma|0\rangle_p + \delta|1\rangle_p$, which is entangled with the ancillary path state by PBS^H as $|\text{photon}\rangle_{pa} = \gamma|H0\rangle_{pa} + \delta|V1\rangle_{pa}$ to start the D-CEPI. Similar to the H(V)-CEPI_N gate in Fig. S4, the D-CEPI_N gate then transforms the electron-photon pair $|\eta_0\rangle_{epa}$ to $|\eta_2\rangle_{epa} = \gamma|\uparrow H0\rangle_{epa} + \delta|\downarrow V1\rangle_{epa}$ by using the blocking event only (unless the photon is absorbed by the electron).

as follows:

$$|\eta_0\rangle_{epa} \rightarrow |\eta_1\rangle_{epa} = \alpha\gamma|\uparrow H0\rangle_{epa} + \beta\gamma|\downarrow V0\rangle_{epa} + \alpha\delta|\uparrow H1\rangle_{epa} + \beta\delta|\downarrow V1\rangle_{epa}, \quad (\text{S15})$$

$$\rightarrow |\eta_2\rangle_{epa} = \gamma|\uparrow H0\rangle_{epa} + \delta|\downarrow V1\rangle_{epa}, \quad (\text{S16})$$

unless the photon is absorbed by the electron with probability

$$(1 - \nabla_1 \sin^2 \theta_N)^N \nabla_1, \quad (\text{S17})$$

where

$$\nabla_1 = |\alpha\gamma|^2 + |\beta\delta|^2 \quad (\text{S18})$$

is the probability that the electron is in the presence state for the QZ gates in both paths.

DCFO Gates

To devise the DCFO gate, K H(V)-CEPI_N gates are concatenated serially where Alice has the quantum absorptive object (electron) and Bob equips the QZ gates (see Fig. S6). To explain the operation of the DCFO_{K,N} gate, consider the Bell-type state of electron-photon pair is

$$|\eta_0\rangle_{ep} : \begin{cases} |\eta_{00}^\pm\rangle_{ep} = \alpha|\uparrow H\rangle_{ep} \pm \beta|\downarrow V\rangle_{ep}, \\ |\eta_{01}^\pm\rangle_{ep} = \gamma|\uparrow V\rangle_{ep} \pm \delta|\downarrow H\rangle_{ep}, \end{cases} \quad (\text{S19})$$

where $|\eta_{00}^\pm\rangle_{ep}$ and $|\eta_{01}^\pm\rangle_{ep}$ are called 0- and 1-class states. The H(V)-DCFO_{K,N} protocol for Bell-type states of 1(0)-class takes the following steps.

1. Bob starts the H(V)-DCFO_{K,N} protocol by throwing his photon towards PBS^V, which allows the V component to pass and detour the H component to be recombined after K successive H(V)-CEPI_N operations. Bob performs the \mathcal{B} operator on the V component of the photon where $\mathcal{B} = \mathbf{X}^\ell$ for ℓ -class states.
2. Alice performs $\mathbf{R}_y(2\theta_K)$ on her qubit (electron) where $\theta_K = \pi/(2K)$. The rotation gate $\mathbf{R}_y(2\theta_K)$ transforms $|\uparrow\rangle_e$ and $|\downarrow\rangle_e$ as follows:

$$|\uparrow\rangle_e \rightarrow \cos \theta_K |\uparrow\rangle_e + \sin \theta_K |\downarrow\rangle_e, \quad (\text{S20})$$

$$|\downarrow\rangle_e \rightarrow \cos \theta_K |\downarrow\rangle_e - \sin \theta_K |\uparrow\rangle_e. \quad (\text{S21})$$

3. Bob inputs the H (V) component to the H(V)-CEPI_N gate. The first H(V)-CEPI_N gate transforms the $|\eta_0\rangle_{ep}$ as follows:

$$|\eta_1\rangle_{epa} : \begin{cases} |\eta_{10}^\pm\rangle_{epa} = \alpha(\cos \theta_K |\uparrow H0\rangle_{epa} + \sin \theta_K |\downarrow H0\rangle_{epa}) \pm \beta|\downarrow V1\rangle_{epa}, \\ |\eta_{11}^\pm\rangle_{epa} = \gamma|\uparrow H1\rangle_{epa} \pm \delta(\cos \theta_K |\downarrow H0\rangle_{epa} - \sin \theta_K |\uparrow H0\rangle_{epa}), \end{cases} \quad (\text{S22})$$

unless the photon is absorbed by the electron with probability

$$\nabla_2 = (1 - \nabla \cos^2 \theta_K \sin^2 \theta_N)^N (1 - \nabla \sin^2 \theta_K), \quad (\text{S23})$$

where $\nabla = |\gamma|^2 (|\beta|^2)$. Whenever the photon is

found in the transmission channel between Alice and Bob, the electron absorbs it and the protocol declares an erasure.

4. Alice and Bob repeat the second and third steps for subsequent H(V)-CEPI_N gates. After K H(V)-CEPI_N gates, unless the photon is absorbed by the

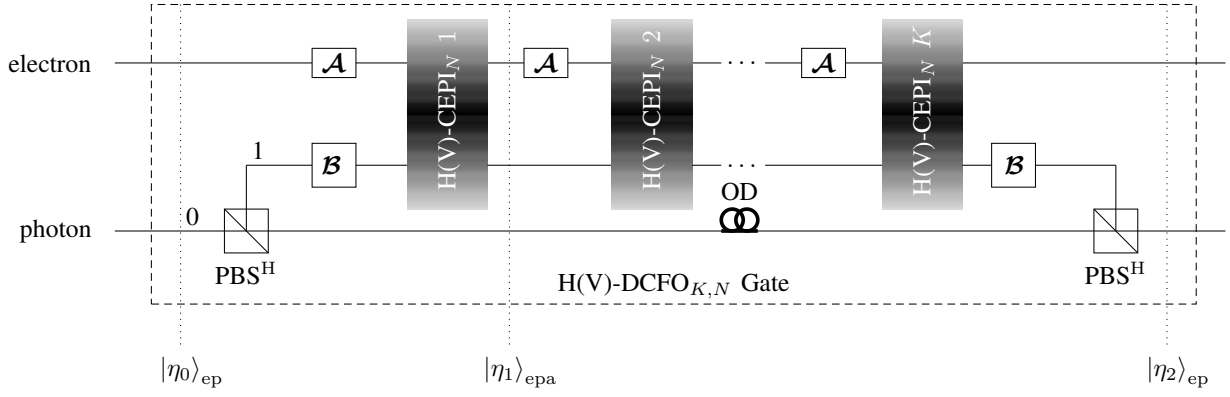


FIG. S6. A H(V)-DCFO $_{K,N}$ gate for Bell-type states of 1(0)-class. Here $\mathcal{A} = \mathbf{R}_y(2\theta_K)$ is a rotation operation with rotation angle $\theta_K = \pi/(2K)$ and $\mathcal{B} = \mathbf{X}^\ell$ for ℓ -class states where K is the number of CEPI gates and $\mathbf{R}_y(2\theta_K)$ is the rotation around y -axis.

electron with probability

$$\nabla_3 = \nabla_2^K, \quad (\text{S24})$$

Bob performs the \mathcal{B} operator again on the output photon to recombine the H and V components of the photon and the composite state of electron-photon pair transforms to:

$$|\eta_2\rangle_{\text{ep}} : \begin{cases} |\eta_{20}^\pm\rangle_{\text{ep}} = \alpha |\downarrow \text{H}\rangle_{\text{ep}} \pm \beta |\downarrow \text{V}\rangle_{\text{ep}}, \\ |\eta_{21}^\pm\rangle_{\text{ep}} = \gamma |\uparrow \text{V}\rangle_{\text{ep}} \mp \delta |\uparrow \text{H}\rangle_{\text{ep}}. \end{cases} \quad (\text{S25})$$

D-DCFO Gates

Similar to the H(V)-DCFO $_{K,N}$ gate, K D-CEPI $_N$ gates are concatenated serially to devise D-DCFO gate where Alice has quantum absorptive object (electron) and Bob equips QZ $_N$ gates, as shown in Fig. S7. To explain the operation of the D-DCFO $_{K,N}$ gate, consider the initial state of electron-photon pair is

$$|\eta_0\rangle_{\text{epa}} = \frac{1}{\sqrt{2}}(\alpha |\downarrow \text{H}\rangle_{\text{ep}} + \beta |\uparrow \text{V}\rangle_{\text{ep}}) |0\rangle_{\text{a}} + \frac{1}{\sqrt{2}}(\gamma |\uparrow \text{H}\rangle_{\text{ep}} + \delta |\downarrow \text{V}\rangle_{\text{ep}}) |1\rangle_{\text{a}}. \quad (\text{S26})$$

The D-DCFO $_{K,N}$ gate takes the following steps.

1. Bob starts the D-DCFO by applying PBS $^{\text{V}}$ in each path of the photon and recombines the respective components of the photon after K successive D-CEPI $_N$ operations. Bob applies the \mathbf{X} operator on the component of the photon in path state $|0\rangle_{\text{a}}$.
2. Now, Alice performs $\mathbf{R}_y(2\theta_K)$ on her qubit and Bob inputs the components of the photon in path

states $|0\rangle_{\text{a}}$ and $|1\rangle_{\text{a}}$ to the D-CEPI $_N$ gate. The first D-CEPI $_N$ gate transforms the $|\eta_0\rangle_{\text{epa}}$ as

$$|\eta_1\rangle_{\text{epa}} = \frac{1}{\sqrt{2}}(\beta |\uparrow \text{H}0\rangle_{\text{epa}} + \delta |\downarrow \text{V}1\rangle_{\text{epa}} + \alpha \cos \theta_K |\downarrow \text{H}2\rangle_{\text{epa}} - \alpha \sin \theta_K |\uparrow \text{H}2\rangle_{\text{epa}} + \gamma \cos \theta_K |\uparrow \text{H}3\rangle_{\text{epa}} + \gamma \sin \theta_K |\downarrow \text{H}3\rangle_{\text{epa}}), \quad (\text{S27})$$

unless the photon is absorbed by the electron with probability

$$\nabla_5 = (1 - \nabla_4 \cos^2 \theta_K \sin^2 \theta_N)^N (1 - \nabla_4 \sin^2 \theta_K), \quad (\text{S28})$$

where $\nabla_4 = |\beta|^2 + |\delta|^2$.

3. Alice and Bob repeat the second step for subsequent D-CEPI $_N$ gates. After K D-CEPI $_N$ gates, unless the photon is absorbed by the electron with probability

$$\nabla_6 = \nabla_5^K, \quad (\text{S29})$$

Bob performs the \mathbf{X} operator on the component of the photon in path state $|0\rangle_{\text{a}}$ and recombines the respective components of the photons. Then, the composite state of electron-photon pair transforms to

$$|\eta_2\rangle_{\text{epa}} = \frac{1}{\sqrt{2}}(-\alpha |\uparrow \text{H}\rangle_{\text{ep}} + \beta |\uparrow \text{V}\rangle_{\text{ep}}) |0\rangle_{\text{a}} + \frac{1}{\sqrt{2}}(\gamma |\downarrow \text{H}\rangle_{\text{ep}} + \delta |\downarrow \text{V}\rangle_{\text{ep}}) |1\rangle_{\text{a}}. \quad (\text{S30})$$

CCT for General Input States

For the CCT with general input states, Alice and Bob prepare the target and control qubits in electron and pho-

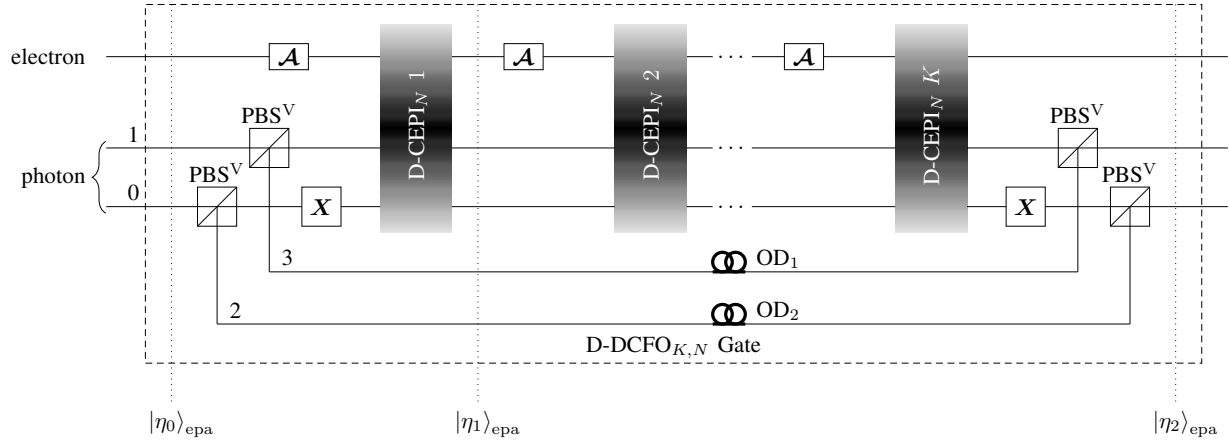


FIG. S7. A dual version of the H(V)-DCFO_{K,N} gate.

ton: $|\psi\rangle_A = |\text{electron}\rangle_e$ and $|\psi\rangle_B = |\text{photon}\rangle_p$ where

$$\begin{aligned} |0\rangle_A &= |\uparrow\rangle_e, \\ |1\rangle_A &= |\downarrow\rangle_e, \\ |0\rangle_B &= |H\rangle_p, \\ |1\rangle_B &= |V\rangle_p. \end{aligned} \quad (\text{S31})$$

To devise the CCT, Alice and Bob takes the following steps (see Fig. S8).

1. Bob starts the protocol by throwing his photon towards PBS^H to entangle the polarization (control qubit) state $|\psi\rangle_B$ with path state $|0\rangle_C$. Then Alice and Bob has the composite state $|\psi_1\rangle_{ABC}$.
2. Bob detours the H component of the photon to recombine it at the end of the protocol and inputs the V component of the photon to the V-CQZ_{M,N} gate. It transforms $|\psi_1\rangle_{ABC}$ to $|\psi_2\rangle_{ABC}$, unless the photon is absorbed by the electron or discarded at the detector in V-CQZ_{M,N} gate with probability

$$\lambda_2 = (1 - |\alpha\delta|^2 \sin^2 \theta_M)^M \prod_{i=1}^M [1 - |\beta\delta|^2 \sin^2 (i\theta_M) \sin^2 \theta_N]^N \quad (\text{S32})$$

tending to one as $M, N \rightarrow \infty$.

3. Bob applies the $\mathcal{B}_1 = \mathbf{R}_z(\varphi) \mathbf{X}$ operation followed by PBS^H on the component of the photon in path state $|1\rangle_C$.
4. Bob applies $\mathcal{B}_2 = \mathbf{R}_z(\phi) \mathbf{R}_y(\theta)$ and $\mathbf{X}\mathcal{B}_2$ operators on the photon components in the path states $|1\rangle_C$ and $|2\rangle_C$, respectively. Then, the composite state of Alice and Bob transforms to $|\psi_3\rangle_{ABC}$.
5. Bob inputs the components of the photon in the path states $|1\rangle_C$ and $|2\rangle_C$ to the D-DCFO_{K,N} gate.

From (S26)–(S30), the composite state of Alice and Bob transforms to

$$\begin{aligned} |\psi'_3\rangle_{ABC} &= \gamma |\psi\rangle_A |00\rangle_{BC} \\ &+ \delta\alpha e^{-i(\varphi+\phi)/2} \cos(\theta/2) |101\rangle_{ABC} \\ &+ \delta\alpha e^{-i(\varphi-\phi)/2} \sin(\theta/2) |011\rangle_{ABC} \\ &- \delta\beta e^{i(\varphi+\phi)/2} \cos(\theta/2) |002\rangle_{ABC} \\ &- \delta\beta e^{i(\varphi-\phi)/2} \sin(\theta/2) |112\rangle_{ABC}, \end{aligned} \quad (\text{S33})$$

unless the photon is absorbed by the electron in D-DCFO_{K,N} gate with probability

$$\lambda_3 = (1 - |\delta|^2 \sin^2(\theta/2) \cos^2 \theta_K \sin^2 \theta_N)^{KN} (1 - |\delta|^2 \sin^2(\theta/2) \sin^2 \theta_K)^K. \quad (\text{S34})$$

6. Alice applies the \mathbf{X} followed by the \mathbf{Z} on her qubit and Bob performs $\mathbf{X}\mathbf{Z}\mathbf{X}$ operation on the path state $|2\rangle_C$, respectively.
7. Bob inputs the component of the photon in path state $|1\rangle_C$ to the H-CQZ_{M,N} gate and $|2\rangle_C$ to the V-CQZ_{M,N} gate, respectively. Bob applies \mathbf{X} operator on the component of photon in path state $|1\rangle_C$ and the composite of Alice and Bob transforms to $|\psi_4\rangle_{ABC}$, unless the photon is discarded in the CQZ_{M,N} gates with probability [S7]

$$\lambda_4 = (1 - \nabla_7 \sin^2 \theta_M)^M \prod_{i=1}^M [1 - \nabla_8 \sin^2 (i\theta_M) \sin^2 \theta_N]^N. \quad (\text{S35})$$

where ∇_7 and ∇_8 as defined as:

$$\nabla_7 = |\delta\alpha|^2 \cos^2(\theta/2) + |\delta\beta|^2 \sin^2(\theta/2), \quad (\text{S36})$$

$$\nabla_8 = |\delta\beta|^2 \cos^2(\theta/2) + |\delta\alpha|^2 \sin^2(\theta/2). \quad (\text{S37})$$

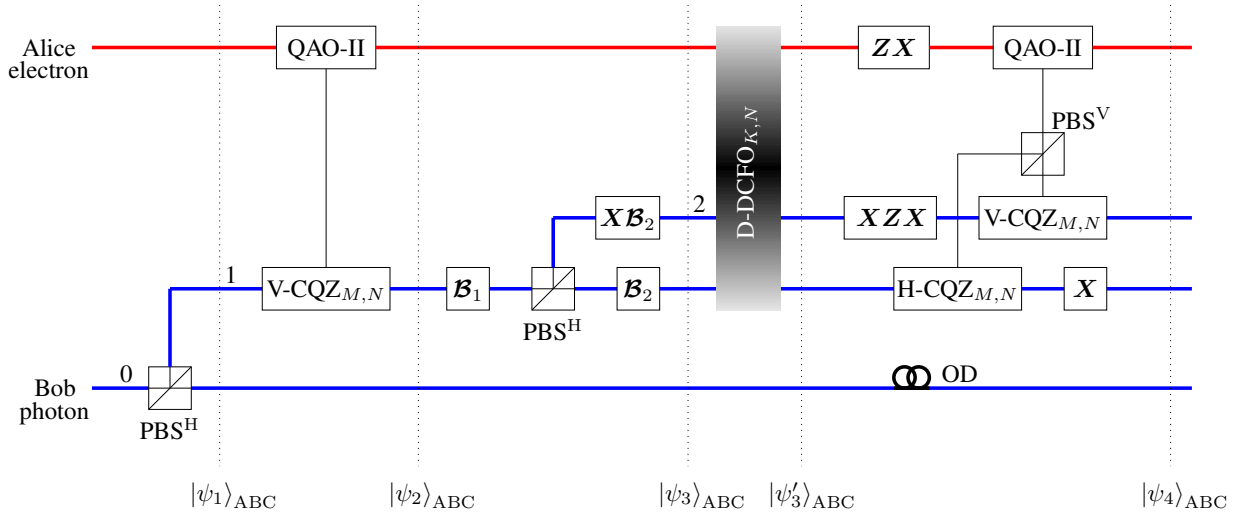


FIG. S8. A CCT protocol for general input states using QZ and CQZ gates. Here $\mathcal{B}_1 = \mathbf{R}_z(\varphi) \mathbf{X}$ and $\mathcal{B}_2 = \mathbf{R}_z(\phi) \mathbf{R}_y(\theta)$ where $\mathbf{R}_z(\varphi)$ denotes the rotation around z -axis.

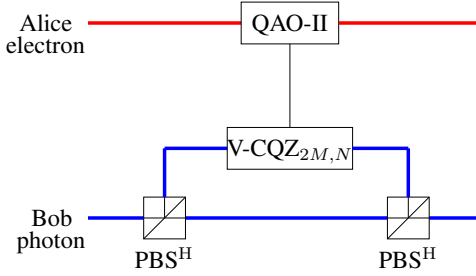


FIG. S9. A counterfactual controlled- \mathbf{Z} operator.

8. To disentangle the ancillary qubit, Bob applies the local operation \mathbf{V}_2 followed by the Hadamard gate \mathbf{H} on the ancillary qubit and performs the measurement on the ancillary qubit in the computational basis.
9. Measurement outcome $\mathbf{m} = 0$: Unless the photon is discarded in the complete process with probability

$$\lambda_5 = \lambda_2 \lambda_3 \lambda_4, \quad (\text{S38})$$

the composite state of Alice and Bob collapses to $|\psi_{60}\rangle_{\text{AB}}$.

10. Measurement outcome $\mathbf{m} = 1$: Alice applies the \mathbf{Z} operator on her qubit and Bob applies \mathbf{X} . Bob throws his photon towards PBS^{H} again and inputs the V components of the photon to the $\text{V-CQZ}_{2M,N}$ gate with $2M$ outer cycles to apply the controlled- \mathbf{Z} operator counterfactually as shown in Fig. S9. After the $\text{V-CQZ}_{2M,N}$ gate, Bob recombines the H and V components of the photon followed by applying the \mathbf{X} operator on his qubit. Unless the

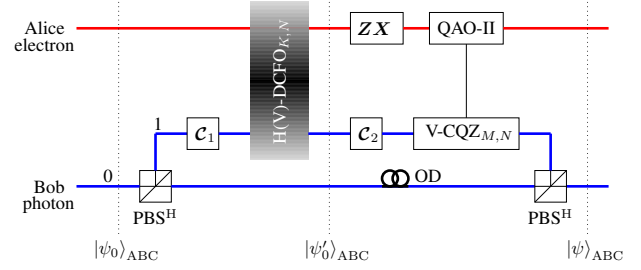


FIG. S10. A CCT protocol using the H(V) $\text{DCFO}_{K,N}$ gate for Bell-type states of 1(0)-class. Here $\mathcal{C}_1 = \mathbf{X}^{1-\ell} \mathbf{U} \mathbf{X}^\ell$, $\mathcal{C}_2 = \mathbf{X} \mathbf{Z}^{1-\ell} \mathbf{X}^{1-\ell}$ for ℓ -class states and $|\psi_0\rangle_{\text{ABC}} = |\psi_0\rangle_{\text{AB}} \otimes |0\rangle_{\text{C}}$.

photon is discarded in the protocol with probability

$$\lambda_6 = \lambda_5 (1 - |\alpha\gamma|^2 \sin^2 \theta_M)^{2M} \prod_{i=1}^{2M} [1 - |\beta\gamma|^2 \sin^2(i\theta_M) \sin^2 \theta_N]^N, \quad (\text{S39})$$

the composite state of the Alice and Bob transforms to $|\psi_{61}\rangle_{\text{AB}}$.

CCT for Bell-Type Input States

To demonstrate the implementation of CCT for Bell-type states, consider that the composite input state of Alice and Bob is $|\psi_0\rangle_{\text{AB}}$. Similar to the general setup, Bob starts the protocol by entangling his qubit with the ancillary qubit $|0\rangle_{\text{C}}$ by throwing his photon towards PBS^{H} as shown in Fig. S10. The CCT protocol for Bell-type states of 1(0)-class takes the following steps.

1. Bob applies \mathcal{C}_1 on the component of the photon in

path state $|1\rangle_C$ where $\mathbf{C}_1 = \mathbf{X}^{1-\ell}\mathbf{U}\mathbf{X}^\ell$ for ℓ -class states.

2. Bob inputs the component of the photon in path state $|1\rangle_C$ to the H(V)-DCFO $_{K,N}$ gate. From (S19)–(S25), the H(V)-DCFO $_{K,N}$ gate transforms the composite of Alice and Bob to

$$|\psi'_0\rangle_{ABC} : \begin{cases} |\psi'_{00}{}^{\pm}\rangle_{ABC} = \alpha |100\rangle_{ABC} \pm \beta (-e^{\iota(\varphi+\phi)/2} \cos(\theta/2) |001\rangle_{ABC} - e^{\iota(\varphi-\phi)/2} \sin(\theta/2) |111\rangle_{ABC}), \\ |\psi'_{01}{}^{\pm}\rangle_{ABC} = \gamma (e^{\iota(\varphi+\phi)/2} \cos(\theta/2) |101\rangle_{ABC} + e^{\iota(\varphi-\phi)/2} \sin(\theta/2) |011\rangle_{ABC}) \mp \delta |000\rangle_{ABC}, \end{cases} \quad (\text{S40})$$

unless the photon is absorbed by the electron with probability

$$\lambda_7 = (1 - \nabla \sin^2(\theta/2) \cos^2 \theta_K \sin^2 \theta_N)^{KN} (1 - \nabla \sin^2(\theta/2) \sin^2 \theta_K)^K. \quad (\text{S41})$$

3. Alice applies the \mathbf{X} followed by the \mathbf{Z} on her qubit and Bob performs $\mathbf{C}_2 = \mathbf{X}\mathbf{Z}^{1-\ell}\mathbf{X}^{1-\ell}$ for ℓ -class states on the component of the photon in path state $|1\rangle_C$, respectively.

4. Bob inputs the component of the photon in path state $|1\rangle_C$ to the V-CQZ $_{M,N}$ gate and recombines the component of the photon in path state $|0\rangle_C$ and $|1\rangle_C$ after the V-CQZ $_{M,N}$ gate. Unless the photon is discarded in the whole process with probability

$$\lambda_8 = \lambda_7 (1 - \nabla_{9(10)} \sin^2 \theta_M)^M \prod_{i=1}^M [1 - \nabla_{10(9)} \sin^2(i\theta_M) \sin^2 \theta_N]^N \quad (\text{S42})$$

for 1 (0)-class states where

$$\nabla_9 = \nabla \cos^2(\theta/2), \quad (\text{S43})$$

$$\nabla_{10} = \nabla \sin^2(\theta/2). \quad (\text{S44})$$

It transforms the composite state of Alice and Bob to $|\psi\rangle_{ABC}$.

This work was supported in part by the the National Research Foundation of Korea under Grant 2019R1A2C2007037 and in part by the Office of Naval Research under Grant N00014-19-1-2724.

* Corresponding Author (hshin@khu.ac.kr).

- [S1] H. Salih, Z.-H. Li, M. Al-Amri, and M. S. Zubairy, Phys. Rev. Lett. **110**, 170502 (2013).
- [S2] Y. Aharonov and L. Vaidman, Phys. Rev. A **99**, 010103 (2019).
- [S3] W. M. Itano, D. J. Heinzen, J. J. Bollinger, and D. Wineland, Phys. Rev. A **41**, 2295 (1990).
- [S4] P. Kwiat, H. Weinfurter, T. Herzog, A. Zeilinger, and M. A. Kasevich, Phys. Rev. Lett. **74**, 4763 (1995).
- [S5] F. Zaman, Y. Jeong, and H. Shin, Sci. Rep. **8**, 14641 (2018).
- [S6] F. Zaman, Y. Jeong, and H. Shin, Sci. Rep. **9**, 1 (2019).
- [S7] In the presence of the absorptive object, the H(V)-CQZ $_{M,N}$ gate transforms the V (H) polarized photon to -H (-V).