

# Emotional Conversation Generation with Heterogeneous Graph Neural Network\*

Yunlong Liang<sup>1†</sup>, Fandong Meng<sup>2</sup>, Ying Zhang<sup>1</sup>, Yufeng Chen<sup>1</sup>, Jinan Xu<sup>1‡</sup> and Jie Zhou<sup>2</sup>

<sup>1</sup>Beijing Key Lab of Traffic Data Analysis and Mining,  
Beijing Jiaotong University, Beijing, China

<sup>2</sup>Pattern Recognition Center, WeChat AI, Tencent Inc, China  
{yunlongliang, zhying, chenyf, jaxu}@bjtu.edu.cn,  
{fandongmeng, withtomzhou}@tencent.com

## Abstract

The successful emotional conversation system depends on sufficient perception and appropriate expression of emotions. In a real-life conversation, humans firstly instinctively perceive emotions from multi-source information, including the emotion flow hidden in dialogue history, facial expressions, audio, and personalities of speakers. Then, they convey suitable emotions according to their personalities, but these multiple types of information are insufficiently exploited in emotional conversation fields. To address this issue, in this paper, we propose a heterogeneous graph-based model for emotional conversation generation. Firstly, we design a *Heterogeneous Graph-Based Encoder* to represent the conversation content (*i.e.*, the dialogue history, its emotion flow, facial expressions, audio, and speakers' personalities) with a heterogeneous graph neural network, and then predict suitable emotions for feedback. Secondly, we employ an *Emotion-Personality-Aware Decoder* to generate a response relevant to the conversation context as well as with appropriate emotions, through taking the encoded graph representations, the predicted emotions by the encoder and the personality of the current speaker as inputs. Experiments on both automatic and human evaluation show that our method can effectively perceive emotions from multi-source knowledge and generate a satisfactory response. Furthermore, based on the up-to-date text generator BART, our model still can achieve consistent improvement, which significantly outperforms some existing state-of-the-art models.

**Keywords:** Heterogeneous graph neural network, emotional conversation generation, multi-source knowledge.

---

\*A preliminary version appeared in Proceedings of the 35th AAAI Conference on Artificial Intelligence (AAAI) [Liang et al., 2021d]. Compared to the conference version, this journal version adds the fifth knowledge (*i.e.*, the audio) and the relationship among them through the manuscript, and includes automatic evaluation and human evaluation for speakers' personalities that measure whether the generated response expresses the same personal style with the dialogue history or not (subsection 3.4 and section 4). We also conduct such experiments based on our model that inputs golden emotion labels (subsection 5.3) and integrates powerful decoders (subsection 5.4). Furthermore, we implement our approach based on the pre-trained language model BART [Lewis et al., 2020] to demonstrate the effectiveness of the proposed method.

<sup>†</sup>Work was done when Liang and Zhang were interning at Pattern Recognition Center, WeChat AI, Tencent Inc, China.

<sup>‡</sup>Jinan Xu is the corresponding author.

# 1 Introduction

Injecting emotions into conversation systems can substantially improve its usability and promote customers’ satisfaction [Prendinger and Ishizuka, 2005; Partala and Surakka, 2004]. Moreover, perceiving emotions sufficiently is the core premise of expressing emotions [Mayer and Salovey, 1993]. In real-world scenarios, humans often instinctively perceive complex or subtle emotions from multiple aspects, including the emotion flow of dialogue history, facial expressions, audio, and personalities of speakers, and then reply with suitable emotions for feedback. Figure 1 shows the organization of multi-source information in a dialogue graph and the relationship between them.

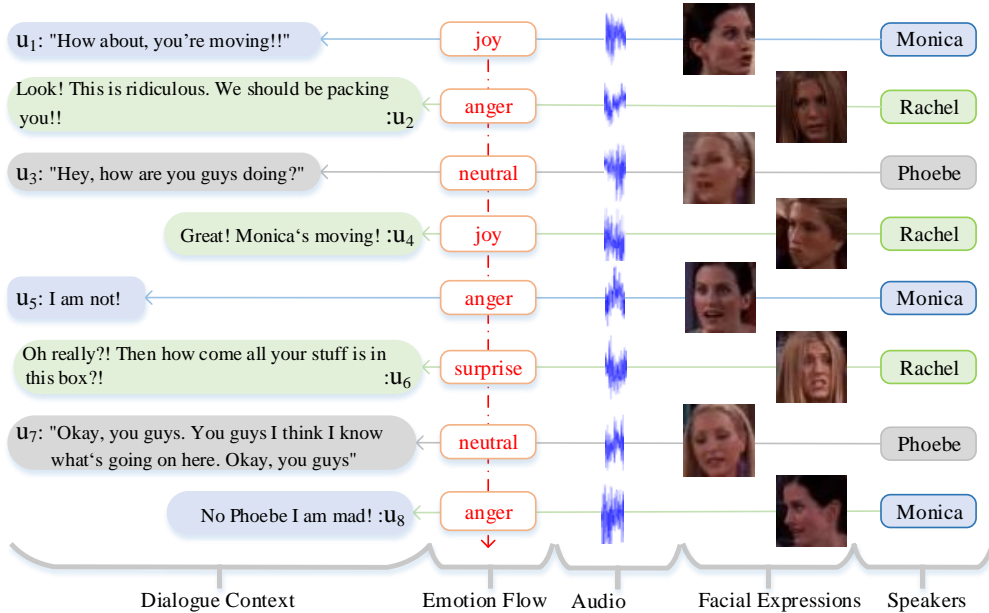


Figure 1: A dialogue example with multi-source knowledge (*i.e.*, the dialogue history, its emotion flow, facial expressions, audio, and speakers).  $u_i$ : the  $i$ -th utterance.

In the literature, there have been some efforts in emotional conversation systems, which can be roughly divided into two categories. (1) Several studies focus on building emotion-controllable conversation systems [Zhou et al., 2018a; Colombo et al., 2019; Song et al., 2019; Shen and Feng, 2020] based on user-input emotion, which mainly apply various mechanisms to infuse the specific emotion vector into the response generation process and thus enhance emotional expression. However, to some extent, it is a constrained scenario due to requiring an additional emotion input and these methods ignore the information from facial expressions, audio, and speakers’ personalities [Madotto et al., 2019]. (2) Others pay attention to automatically tracking the emotional state in dialogue history to generate emotional responses.<sup>1</sup> For instance, Lubis et al. [2018] and Li et al. [2019] utilize an additional RNN-based encoder [Hochreiter and Schmidhuber, 1997] to encode the discrete emotion label sequence (*i.e.*, emotion flow) and maintain it as the emotional context for the decoder, showing that the emotion flow can improve the emotion quality of responses. However, such specific emotion label sometimes can not fully express the complex and rich emotions of an utterance said by a speaker. For example, utterance  $u_3$  in Figure 1 can be labeled as *neutral*, but its corresponding facial expression of the speaker *Phoebe* reflects an additional emotion of *joy*. And

<sup>1</sup>In our work, we expect to construct a practical and automatic emotional conversation system rather than the emotion-controllable conversation system, so we mainly focus on the second line of work.

sometimes we can not correctly perceive the speaker’s emotions only through textual expressions, such as utterance  $u_5$  in Figure 1, whose emotion (*i.e.*, *anger*) can be told by the corresponding facial expression and audio of the speaker *Monica*. Besides, the emotion is naturally inseparable from speaker’s personality [Zhong et al., 2020]. For instance, throughout the entire dialogue in Figure 1, utterances said by the speaker *Rachel* always have strong emotions due to her personality created in *the Friends* series, even though some of them contain no emotional words. Therefore, previous models perceive emotions only from the dialogue history and its emotion flow with discrete emotion labels while neglecting complex emotion flows from speakers’ facial expressions, audio, and personalities may limit their performances.

In this work, inspired by the capability of heterogeneous graph neural network on capturing information from various types of nodes and relations [Zhang et al., 2019a], we propose a heterogeneous graph-based model to perceive emotions from different types of multi-source knowledge (*i.e.*, the dialogue history, its emotion flow, facial expressions, audio, and speakers’ personalities) and then generate a coherent and emotional response. Our model consists of a *Heterogeneous Graph-Based Encoder* and an *Emotion-Personality-Aware Decoder*. Specifically, we build a heterogeneous graph on the conversation content with five-source knowledge, and conduct representation learning over the constructed graph with the encoder to fully understand dialogue content, perceive emotions, and then predict suitable emotions as feedback. The decoder takes the graph-enhanced representation, the predicted emotions, and the current speaker’s personality as inputs, and generates a coherent and emotional response.

To verify the proposed method, we conduct experiments on the emotional conversation benchmark dataset MELD [Poria et al., 2019] to evaluate our model with both automatic and human evaluation. Experimental results show that comparing with several competitive baselines (*e.g.*, one previous state-of-the-art model named ReCoSa [Zhang et al., 2019b]), our model can achieve sufficient emotion perception and generate more relevant responses with appropriate emotions, through infusing multi-source knowledge via the heterogeneous graph neural network. Furthermore, to evaluate the generalizability of our model, we conduct experiments on the DailyDialog [Li et al., 2017] dataset. Although this dataset only contains knowledge from two sources, *i.e.*, the dialogue history and its emotion flow, our model can still generate more satisfactory responses compared with baselines. Furthermore, based on the up-to-date text generator BART [Lewis et al., 2020], our model still can achieve consistent improvement.

Our contributions can be mainly summarized as follows:

- We propose a novel heterogeneous graph-based framework for perceiving emotions from different types of multi-source knowledge to generate a coherent and emotional response. To the best of our knowledge, we are the first to introduce heterogeneous graph neural networks for emotional conversation generation.
- Experimental results on two datasets suggest that our model yields new state-of-the-art performances in emotional conversation generation after incorporating BART into our system, which demonstrate the generalizability of our model, which can be easily adapted to different number of information sources
- We have uploaded our code at Github<sup>2</sup> for reproducing the results and future work.

---

<sup>2</sup><https://github.com/XL2248/HGNN>

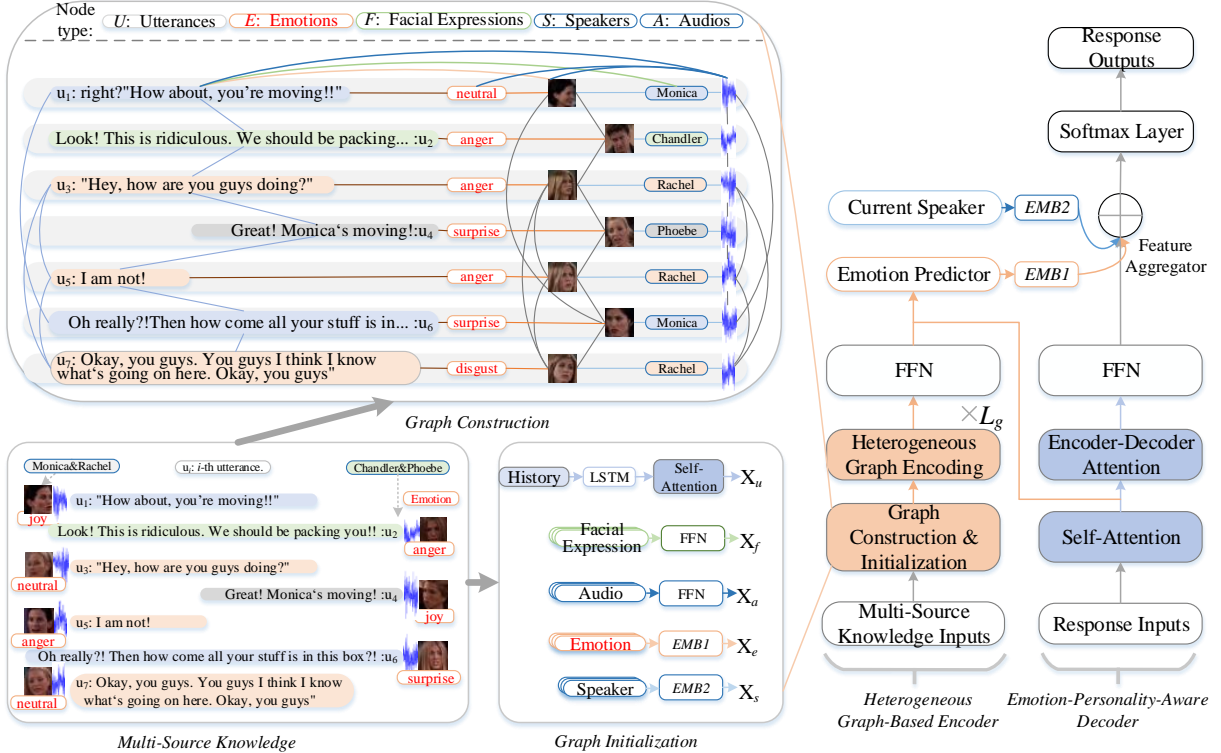


Figure 2: The model architecture (on the right) together with an input example (on the left). The model consists of two parts: (1) *Heterogeneous Graph-Based Encoder* to encode multi-source knowledge via heterogeneous graph neural network and (2) *Emotion-Personality-Aware Decoder* to generate a suitable response according to the graph-enhanced representation, the emotions predicted by the encoder and the personality of the current speaker. Note that we only demonstrate the relations among utterance  $u_1$ , its emotion category, and its associated facial expression/audio/speaker in the ‘Graph Construction’ while omitting those for dialogue rounds  $u_2 \sim u_7$  for simplicity.

## 2 Our Approach

We elaborate our approach from the following three aspects: Task Definition, Architecture and Training Objective.

### 2.1 Task Definition

Given the six-tuples  $\langle U, F, A, E, S, s_{N+1} \rangle$  as inputs, where  $U = \{u_1, \dots, u_N\}$  is the dialogue history till round  $N$ ,  $F = \{f_1, \dots, f_N\}$  is facial expression sequence,  $A = \{a_1, \dots, a_N\}$  is audio sequence,  $S = \{s_1, \dots, s_N\}$  is speaker sequence,  $E = \{e_1, \dots, e_N\}$  is emotion sequence, and  $s_{N+1}$  is the speaker for the next response, the goal is to generate a target response  $Y = \{y_1, \dots, y_J\}$  with  $J$  words for the  $(N+1)$ -th round (actually the  $u_{N+1}$ ), which is coherent with the content as well as with appropriate emotions. The dialogue history  $U$  contains  $N$  utterances, where the  $i$ -th utterance  $u_i = \{x_1, \dots, x_M\}$  is a sequence with  $M$  words. Corresponding to the  $i$ -th utterance  $u_i$  said by the speaker  $s_i$ , the facial expression  $f_i$  is a vector extracted by the OpenFace [Baltrusaitis et al., 2018] toolkit<sup>3</sup> from the dialogue video<sup>4</sup>, the audio  $a_i$  is a vector of each utterance trained

<sup>3</sup><https://github.com/TadasBaltrusaitis/OpenFace>

<sup>4</sup>Each utterance is labeled with a video in MELD dataset.

for emotion/sentiment classification<sup>5</sup>, and the emotion label  $e_i$  is one of seven emotion categories  $\{\text{anger, disgust, fear, joy, sadness, surprise, neutral}\}$ .

## 2.2 Architecture

As shown in Figure 2, our architecture contains two components *Heterogeneous Graph-Based Encoder* and *Emotion-Personality-Aware Decoder*, where the encoder aims to understand the content and perceive emotions from conversation context with multi-source information, and the decoder serves for generating a coherent as well as emotional response. Specifically, our encoder mainly consists of four parts: (1) *Graph Construction*, constructing the heterogeneous graph with multi-source knowledge; (2) *Graph Initialization*, initializing different kinds of nodes; (3) *Heterogeneous Graph Encoding*, perceiving emotions and representing the conversation context based on the constructed graph; and (4) *Emotion Predictor*, predicting suitable emotions with the graph-enhanced representations for feedback. And our decoder takes the graph-enhanced representation, the predicted emotions, and the current speaker’s personality as inputs to generate an appropriate emotional response.

### 2.2.1 Heterogeneous Graph-Based Encoder

**Graph Construction.** As shown in the left part of Figure 2, we construct the heterogeneous graph  $\mathcal{G} = (\mathcal{V}, \mathcal{E})$ , where  $\mathcal{V}$  denotes the set of nodes and  $\mathcal{E}$  denotes the set of edges represents the relations between nodes. Specifically, we consider five types of heterogeneous nodes, where each node is an utterance in the dialogue history  $U$ , or a facial expression in  $F$ , or an audio in  $A$ , or an emotion category in  $E$  or a speaker in  $S$ . Then, we build edges  $\mathcal{E}$  among these nodes because there is a natural and close connection between two nodes:

1. Between two utterances that are adjacent or said by the same speaker;
2. Between an utterance and its corresponding facial expression;
3. Between an utterance and its corresponding audio;
4. Between an utterance and its corresponding emotion;
5. Between an utterance and its corresponding speaker who said it;
6. Between two facial expressions that are adjacent or from the same speaker;
7. Between two audios that are adjacent or from the same speaker;
8. Between a facial expression and its corresponding speaker;
9. Between an audio and its corresponding speaker;
10. Between a facial expression and an emotion that correspond to the same utterance;
11. Between an audio and an emotion that correspond to the same utterance.

---

<sup>5</sup>These features are originally extracted from openSMILE and then followed by L2-based feature selection using SVM [Poria et al., 2019].

**Graph Initialization.** We take one dialogue with  $N$ -round history as an example to describe how to initialize the five types of nodes.

For **utterance nodes**, we firstly use a Long Short-Term Memory (LSTM) network [Bahdanau et al., 2015] to encode each utterance  $u_i$  and take the last hidden state of the LSTM as the primary representation  $\mathbf{h}_{u_i}$  of the utterance node. By doing so, we obtain the primary representations of  $N$  utterance nodes  $\{\mathbf{h}_{u_1}, \dots, \mathbf{h}_{u_N}\}$ . We next employ multi-head self-attention [Vaswani et al., 2017] to generate the contextual representation of each utterance node by aggregating the features from other utterances of the dialogue history. We also use the position embeddings (**PE**) [Vaswani et al., 2017] to distinguish different positions among utterances by concatenating them to the primary utterance representations, *i.e.*,  $\mathbf{H}_u = \{[\mathbf{h}_{u_1}; \mathbf{PE}_N], \dots, [\mathbf{h}_{u_N}; \mathbf{PE}_1]\}$ , where we set the position index start from the last history utterance to the first one and  $[\cdot; \cdot]$  denotes concatenation operation. Finally, we calculate the contextual representations for the  $N$  utterance nodes as follows:

$$\mathbf{X}_u = \text{MultiHead}(\mathbf{H}_u, \mathbf{H}_u, \mathbf{H}_u), \mathbf{X}_u \in \mathbb{R}^{N \times d_u}, \quad (1)$$

where  $\text{MultiHead}(\mathbf{Q}, \mathbf{K}, \mathbf{V})$  is a multi-head self-attention function, which takes a query matrix  $\mathbf{Q}$ , a key matrix  $\mathbf{K}$ , and a value matrix  $\mathbf{V}$  as inputs, and  $d_u$  is the dimension of  $\mathbf{X}_u$ . We take  $\mathbf{X}_u$  as the initialized feature of utterance nodes.

For **facial expression nodes**, we firstly extract the original facial expression features  $\mathbf{G}_f = \{\mathbf{g}_{f_1}, \dots, \mathbf{g}_{f_N}\}$ , where  $\mathbf{g}_{f_i} \in \mathbb{R}^{d_g}$ . Then, we apply a position-wise feed forward network  $\text{FFN}(\ast)$  [Vaswani et al., 2017] to project  $\mathbf{G}_f$  to textual vector space  $\mathbf{X}_f$  as follows:

$$\mathbf{X}_f = \text{FFN}_f(\mathbf{G}_f), \mathbf{X}_f \in \mathbb{R}^{N \times d_f}, \quad (2)$$

where  $d_f$  is the dimension of facial expression node representation. We take  $\mathbf{X}_f$  as the initialized representation of facial expression nodes.

For **audio nodes**, the original audio feature vectors are handled by [Poria et al., 2019]:  $\mathbf{G}_a = \{\mathbf{g}_{a_1}, \dots, \mathbf{g}_{a_N}\}$ , where  $\mathbf{g}_{a_i} \in \mathbb{R}^{d_a}$ . Then, we apply a position-wise feed forward network  $\text{FFN}(\ast)$  [Vaswani et al., 2017] to project  $\mathbf{G}_a$  to textual vector space  $\mathbf{X}_a$  as follows:

$$\mathbf{X}_a = \text{FFN}_a(\mathbf{G}_a), \mathbf{X}_a \in \mathbb{R}^{N \times d_a}, \quad (3)$$

where  $d_a$  is the dimension of audio node representation. We take  $\mathbf{X}_a$  as the initialized representation of audio nodes.

For **emotion nodes** and **speaker nodes**, we maintain trainable parameter matrices  $EMB1$  and  $EMB2$ , which are randomly initialized and can be learned.  $EMB1 \in \mathbb{R}^{7 \times d_e}$  are designed for learning seven emotion label features and  $EMB2 \in \mathbb{R}^{Z \times d_s}$  are designed for learning the feature of  $Z$  speakers' personalities, where  $d_e$  and  $d_s$  are the dimension of emotion node representation and speaker node representation, respectively. Therefore, the initialized features of emotion nodes and speaker nodes are retrieved from them, denoted as  $\mathbf{X}_e$  and  $\mathbf{X}_s$ , respectively.

**Heterogeneous Graph Encoding.** Then we introduce the encoding part of the heterogeneous graph neural network (HGNN, [Zhang et al., 2019a]) on the constructed heterogeneous graph for capturing features from various types of nodes and relations. First, we introduce the conventional adjacency matrix  $\mathbf{A} \in \mathbb{R}^{|\mathcal{V}| \times |\mathcal{V}|}$ , where  $|\mathcal{V}|$  denotes the number of all nodes. The values in  $\mathbf{A}$  are either 1 or 0, *e.g.*,  $\mathbf{A}_{ij}=1$  denotes there is an edge between node  $i$  and node  $j$ . Then we define five type-wise adjacency matrix  $\mathbf{A}_\tau \in \mathbb{R}^{|\mathcal{V}| \times |\mathcal{V}|}$ , where  $\tau \in \{u, f, a, e, s\}$ . Specifically,  $\mathbf{A}_\tau$  is generated

by multiplying the masked matrix  $\mathbf{A}$  with  $\mathbf{M}^\tau \in \mathbb{R}^{|\mathcal{V}| \times |\mathcal{V}|}$ , where  $\mathbf{M}_{i,*}^\tau = 1$  if the node  $i$  is of type  $\tau$ , otherwise 0. We use  $\mathbf{H}^l \in \mathbb{R}^{|\mathcal{V}| \times d}$  to denote hidden representations of nodes in the  $l$ -th layer<sup>6</sup>.

Then, the HGNN considers various types of nodes and maps them into an implicit common space with their individual trainable matrices by:

$$\mathbf{H}^{l+1} = \sigma\left(\sum_{\tau \in \{u, f, a, e, s\}} \mathbf{A}_\tau \mathbf{H}^l \mathbf{W}_\tau^l + \mathbf{b}_\tau^l\right), \quad (4)$$

where  $\sigma$  is an activation function (*e.g.*, ReLU).  $\mathbf{H}^{l+1}$  is obtained by aggregating features of their neighboring nodes  $\mathbf{H}^l$  with different type node  $\tau$  using its corresponding transformation matrix  $\mathbf{W}_\tau^l \in \mathbb{R}^{d \times d}$  and bias  $\mathbf{b}_\tau^l \in \mathbb{R}^d$ . Initially,  $\mathbf{H}^0 = [\mathbf{X}_u; \mathbf{X}_f; \mathbf{X}_a; \mathbf{X}_e; \mathbf{X}_s]$ . By stacking  $L_g$  such layers, HGNN can aggregate features from various nodes, and the  $\mathbf{H}^{L_g}$  contains the representations of all nodes. Then, we get the final output  $\mathbf{H}^{enc}$  by:

$$\mathbf{H}^{enc} = \text{FFN}(\mathbf{H}^{L_g}), \quad \mathbf{H}^{enc} \in \mathbb{R}^{|\mathcal{V}| \times d}. \quad (5)$$

If we ignore the heterogeneity of different node types, the HGNN will become a conventional homogeneous graph neural network [Kipf and Welling, 2017]:

$$\mathbf{H}^{l+1} = \sigma(\mathbf{A}\mathbf{H}^l\mathbf{W}^l + \mathbf{b}^l), \quad (6)$$

where  $\mathbf{W}^l$  and  $\mathbf{b}^l$  are layer-wise trainable weights independent of node types.

**Emotion Predictor.** After fully perceiving emotions from multiple different sources, the encoder stores the representation in the final layer. We transform the representation  $\mathbf{H}^{enc}$  into a fixed-size vector through meanpooling operation. Then we apply a fully-connected layer to predict suitable emotions:

$$\mathbf{H}^{mean} = \text{Meanpooling}(\mathbf{H}^{enc}), \quad \mathbf{H}^{mean} \in \mathbb{R}^d, \quad (7)$$

$$\mathcal{P} = \text{Softmax}(\mathbf{W}^p \mathbf{H}^{mean}), \quad (8)$$

where  $\mathbf{W}^p \in \mathbb{R}^{7 \times d}$  is trainable parameters<sup>7</sup>.

### 2.2.2 Emotion-Personality-Aware Decoder.

We aim to incorporate multi-source knowledge with heterogeneous graph neural network for emotional perception, so we use a simple and general decoder, *i.e.* the self-attention based decoder [Vaswani et al., 2017], to generate the response word by word, as shown in the right part of Figure 2. Obviously, a more powerful emotion-aware decoder can be extended to our framework, such as [Zhou et al., 2018a; Song et al., 2019], which is also verified in subsection 4.3.4.

For generating the  $t$ -th word  $y_t$ , we firstly take the previous words  $y_{1:t-1}$  as inputs to get the representation with a multihead self-attention (future masked) as follows<sup>8</sup>:

$$\mathbf{H}^r = \text{MultiHead}(\mathbf{R}, \mathbf{R}, \mathbf{R}), \quad (9)$$

where  $\mathbf{R}$  is the embedding sequence of the already generated words of target response  $r$ , *i.e.*,  $y_{1:t-1}$ .

<sup>6</sup>We set  $d = d_u = d_f = d_a = d_e = d_s$ .

<sup>7</sup>We omit the bias in Softmax layer, similarly hereinafter.

<sup>8</sup>We omit the layer normalization for simplicity, and you may refer to Vaswani et al. [2017] for more details.

Then, we use another multi-head attention followed by an FFN layer, taking the response history representation  $\mathbf{H}^r$  as query, and taking  $\mathbf{H}^{enc}$  as key and value to output the representation  $\mathbf{O} \in \mathbb{R}^{(t-1) \times d}$ .

$$\mathbf{O} = \text{FFN}(\text{MultiHead}(\mathbf{H}^r, \mathbf{H}^{enc}, \mathbf{H}^{enc})). \quad (10)$$

To effectively incorporate the predicted emotions and the speaker’s personality into the generation process, we design a gate to dynamically control the contribution of the information:

$$\mathbf{O}^{es} = \mathbf{O} + g \odot \mathbf{E}_g + (1 - g) \odot \mathbf{S}_g, \quad (11)$$

$$g = \sigma([\mathbf{O}; \mathbf{E}_g; \mathbf{S}_g] \mathbf{W}^g + \mathbf{b}^g), \quad (12)$$

$$\mathbf{E}_p = \sum (\mathcal{P} \cdot \text{EMB1}), \quad \mathbf{E}_p \in \mathbb{R}^d, \quad (13)$$

where  $\mathbf{E}_p$  denotes the mixed emotional representation generated by the weighted sum of the emotion distribution  $\mathcal{P}$  (predicted by the encoder as Eq. 8) and the emotion parameter matrix  $\text{EMB1}$ . The  $\mathbf{S}_p$  is the feature of current speaker  $s_{N+1}$  retrieved from the speaker parameter matrix  $\text{EMB2}$ . We repeatedly concatenate  $\mathbf{E}_p$  for  $(t - 1)$  times, *i.e.*,  $\mathbf{E}_g \in \mathbb{R}^{(t-1) \times d} = [\mathbf{E}_p; \dots; \mathbf{E}_p]$ , similarly,  $\mathbf{S}_g \in \mathbb{R}^{(t-1) \times d} = [\mathbf{S}_p; \dots; \mathbf{S}_p]$ .  $\mathbf{W}^g \in \mathbb{R}^{d \times d}$  and  $\mathbf{b}^g \in \mathbb{R}^d$  are the trainable parameters.

Finally, a softmax layer is utilized to obtain the word probability by taking the emotion-personality-aware representation  $\mathbf{O}^{es}$  as input. Therefore, the probability of word  $y_t$  is calculated as follows:

$$P(y_t | y_{1:t-1}; \mathcal{G}; \mathbf{E}_p; \mathbf{S}_p; \theta) = \text{Softmax}(\mathbf{W}^o \mathbf{O}_t^{es}), \quad (14)$$

where  $\mathcal{G}$  is the constructed graph;  $\mathbf{W}^o \in \mathbb{R}^{|V| \times d}$  is trainable parameter, where  $V$  is the vocabulary size. The log-likelihood of the corresponding response sequence  $Y = \{y_1, \dots, y_J\}$  is:

$$P(Y | \mathcal{G}; \mathbf{E}_p; \mathbf{S}_p; \theta) = \prod_t P(y_t | y_{1:t-1}; \mathcal{G}; \mathbf{E}_p; \mathbf{S}_p; \theta). \quad (15)$$

## 2.3 Training

Our model can be trained end to end, and the overall training objective consists of the response generation loss  $\mathcal{L}_{MLL}$  and the emotion classification loss  $\mathcal{L}_{CLS}$  as follows:

$$\mathcal{J} = (1 - \lambda) \mathcal{L}_{MLL} + \lambda \mathcal{L}_{CLS}, \quad (16)$$

$$\mathcal{L}_{MLL} = \min(-\sum_{t=0}^J \log(y_t)), \quad (17)$$

$$\mathcal{L}_{CLS} = \min(-\log(\mathcal{P}[e_{N+1}])), \quad (18)$$

where  $\lambda$  is the discount coefficient to balance the generation loss and classification loss. And  $e_{N+1}$  is the golden class label,  $\mathcal{P}$  is calculated as in Eq. 8.

## 3 Experiments

### 3.1 Datasets

We conduct experiments on the following two datasets to verify the performance of our model: MELD and DailyDialog.



### 3.1.1 MELD

MELD [Poria et al., 2019] is a multi-party and multi-modal emotional dialogue dataset from the Friends TV series, which contains textual, acoustic, video, and speakers information. We preprocess each video into a sequence of images with the speaker’s facial expression according to the video resolution. Then we use the OpenFace toolkit [Baltrusaitis et al., 2018] to extract the facial features from each image and average these features across the images of the video as the final expression for the corresponding utterance, where we only use the feature of facial action units for emotional response generation. And the audio has been preprocessed to the feature vector with 1611/1422 dimensional size of each utterance for emotion/sentiment classification by [Poria et al., 2019], where we used the 1611 dimensional size for emotional conversation generation. Each utterance in every dialogue is labeled with one of the seven emotion categories. Moreover, the MELD can be used for emotion recognition [Majumder et al., 2019; Qin et al., 2020, 2021] and recently is also extended to conduct chat translation [Liang et al., 2021a,e], showing the wide applicability of the dataset.

### 3.1.2 DailyDialog

To verify the generalizability of our model across datasets, we conduct experiments on DailyDialog [Li et al., 2017], a larger scale dataset only containing textual utterances with the same emotion categories as MELD. Therefore, we remove the facial expression nodes and the speaker nodes from the constructed graph  $\mathcal{G}$  to adapt our model to DailyDialog. The statistics of emotion distribution and training, validation, and test splits are shown in Table 1.

Categories	MELD			DailyDialog		
	Train	Validation	Test	Train	Validation	Test
# anger	1,109	153	345	827	77	118
# disgust	271	22	68	303	3	47
# fear	268	40	50	146	11	17
# joy	1,743	163	402	11,182	684	1,019
# neutral	4,710	470	1,256	72,143	7,108	6,321
# sadness	683	111	208	969	79	102
# surprise	1,205	150	281	1,600	107	116
# dialogues	1,039	114	280	11,118	1,000	1,000
# utterances	9,989	1,109	2,610	87,170	8,069	7,740

Table 1: Statistics of MELD and DailyDialog.

## 3.2 Comparison Models

We compare our model with the following baselines:

- **Seq2Seq** [Sutskever et al., 2014]: It is the simplest generation-based approach, which has been widely applied to generation tasks.
- **HRED** [Serban et al., 2016]: It is a hierarchical encoder-decoder network, which performs well due to its context-aware modeling ability.
- **Emo-HRED** [Lubis et al., 2018]: It is an extension of HRED by adding an additional encoder to represent the emotional labels of dialogue as the emotional context for the decoder.

- **ReCoSa** [Zhang et al., 2019b]<sup>9</sup>: It uses self-attention to measure the relevance between response and dialogue history, and shows state-of-the-art performances on benchmark datasets. In order to make the comparison more convincing, we extend this model to utilize multi-source knowledge by concatenating other source features (*i.e.*, facial expressions, emotions, and speakers’ personalities) to dialogue history representations, and train it with the same loss function  $\mathcal{J}$ . Besides, we replace its original decoder with *Emotion-Personality-Aware Decoder* for fair comparison.
- **BART** [Lewis et al., 2020]<sup>10</sup>: It is the current up-to-date text generators pre-trained on large-scale text data. We implement our approach based on it to further demonstrate the effectiveness of our approach under the pre-trained language model setting. For a fair comparison, we also incorporate the additional source knowledge into BART by concatenating these knowledge under different settings.
- **GNN** [Kipf and Welling, 2017]: We adapt our architecture to a conventional graph-based network by taking all nodes as homogeneous ones.

### 3.3 Settings and Hyperparameters

For a fair comparison, we train our models with the same settings as comparison models. Specifically, the word embedding dimension and hidden size are set to 128 and 256, respectively. The  $d_u, d_f, d_e, d_s$  and  $d$  are set to 256. The number of encoder layers  $L_g$  is 2. The number of attention heads of ReCoSa and our model are set to 4. The discount coefficient  $\lambda$  is empirically set to 0.5. The dropout rate is set to 0.1 and the batch size is 16. Adam [Kingma and Ba, 2014] is utilized for optimization with the learning rate 0.001. The trainable parameter matrices  $EMB1$  and  $EMB2$  are randomly initialized by Xavier [Glorot and Bengio, 2010]. The max turn of dialogue is 35 and the max sentence length is 50. We set the number of speakers  $Z$  to 13. Since most speakers just said several utterances in the whole corpus, to learn better representations of speakers’ personality, we remove the speakers whose utterances are less than 30 pieces and finally retain 12 speakers. To adapt a new speaker, we add *UNK* for unknown speakers and there are total 13 speakers. For the MELD and DailyDialog, we follow ReCoSa [Zhang et al., 2019b] and set the vocabulary size (*i.e.*,  $V$ ) to 5,253 and 17,657, respectively. When implementing our model based on BART [Lewis et al., 2020], we added the heterogeneous graph neural network and an emotion predictor on the BART encoder, where the  $d_u, d_f, d_e, d_s$  and  $d$  are set to 768. When training, the parameters of the heterogeneous graph neural network and emotion predictor are randomly initialized and the rest of the parameters are initialized with the pre-trained BART. Then, all parameters are updated with the training objective in Eq. 16.

### 3.4 Evaluation Metrics

We adopt the following two metrics to evaluate the model performance, *i.e.*, automatic metrics and human metrics.

#### 3.4.1 Automatic Metrics

For measuring content quality, we use PPL and BLEU scores [Xing et al., 2017] to evaluate the fluency and relevance of generated responses, respectively. We use Dist-1 and Dist-2 [Li et al., 2016c]

<sup>9</sup><https://github.com/zhanghainan/ReCoSa>

<sup>10</sup>We use the bart large setting: <https://github.com/pytorch/fairseq/tree/main/examples/bart>

to evaluate the degree of diversity. We use three embedding-based metrics [Liu et al., 2016](average, greedy and extreme) to evaluate the semantic-level similarity between the generated responses and the ground truth. They are all widely applied in response generation [Tian et al., 2017; Chen et al., 2018; Xing et al., 2018].

To measure the accuracy of emotion expression for generated responses, we follow [Zhou et al., 2018a; Song et al., 2019] and fine-tune a BERT-Based [Devlin et al., 2019] emotion classifier on the text utterances of MELD as one evaluation tool. The ‘W-avg.’ result of the evaluation tool is 62.55%, which is better than existing best classifier DialogueRGAN (60.91%, also trained on MELD by Ishiwatari et al. [2020]). The weighted-average F1-score [Ghosal et al., 2019] (denoted as W-avg. for short) is the agreement between the predicted label by the evaluation tool and the ground-truth.

For evaluating personality quality, we follow [Wu et al., 2020] and adopt uPPL, uDist-1, and uDist-2 to measure the language style of speaker, the diversity between speakers, respectively. To conduct the uPPL metric, given a speaker  $s_i$ , a statistical language model  $LM_i$  is first trained using the speaker’s utterances, which quantifies the power of a persona-aware model on generating responses similar to speakers’ history utterances. Then its corresponding uPPL is defined as the perplexity of a generated response  $r'$  given by  $LM_i$ . For uDist-1 and uDist-2, given a dialogue history  $c_i$  and  $m$  different speakers  $\{s_j | j \in [1, m]\}$ , we generate different responses  $\{r'_j | j \in [1, m]\}$  for each speaker using our model. On this basis, uDist-1 and uDist-2 of the response set  $\{r'_j | j \in [1, m]\}$  are utilized to measure the in-group diversity of responses generated by our model within speakers.

### 3.4.2 Human Evaluation

Following [Zhang et al., 2019b; Zhong et al., 2019], we sample 100 dialogues from the test set and exploit three annotators to evaluate the content, personality and emotion quality. We then randomly disorder the responses generated by each comparison model. For each sample, annotators are asked to score a response from content level, personality level and emotion level independently:

- +2: (content) The response is grammatically correct and relevant / (emotion) The response conveys accurate and appropriate emotion / (personality) The response expresses the personality style consistent with the current speaker and suitable to the dialogue history.
- +1: (content) The response is grammatically correct but irrelevant / (emotion) The response conveys inaccurate but appropriate emotion for the dialogue history / (personality) The response expresses the personality style consistent with the current speaker but not suitable to the dialogue history.
- 0: (content) The response has incorrect grammar and is irrelevant / (emotion) The response conveys inaccurate and inappropriate emotion / (personality) The response expresses the personality style inconsistent with the current speaker and not suitable to the dialogue history.

## 4 Results

We mainly present the models’ results from the following two aspects: automatic and human evaluation.

### 4.1 Automatic Evaluation Results

From the results in Table 2, we see that incorporating additional knowledge indeed helps models to generate a response not only more relevant to the content but also with appropriate emotions,

	Models	Content						Emotion	Personality	
		PPL↓	BLEU↑	Dist-1/2↑	Avg.↑	Ext.↑	Gre.↑	W-avg.↑	uPPL↓	uDist-1/2↑
One.	Seq2Seq	125.29	1.14	.063/1.21	.532	.361	.373	27.88	188.32	0.067/1.34
	HRED	121.51	1.77	.086/1.55	.566	.362	.410	28.56	181.51	0.097/1.75
	ReCoSa	114.19	2.11	1.38/2.57	.565	.370	.413	28.96	169.34	0.95/2.27
	BART	21.36	3.19	3.40/6.32	.588	.392	.432	33.93	74.45	3.88/7.52
Two.	Emo-HRED	116.14	1.87	1.23/3.77	.566	.369	.412	29.67	171.14	1.15/3.12
	ReCoSa	108.51	2.00	1.22/4.54	.568	.365	.419	30.13	160.92	1.27/3.43
	BART	21.24	3.14	3.42/7.41	.593	.401	.441	33.17	74.11	5.15/8.01
	GNN (Ours)	108.47	2.06	1.75/2.58	.571	.364	.419	30.18	159.78	1.66/2.52
	HGNN (Ours)	106.04	1.91	2.52/5.95	.583	.376	.427	31.58	156.75	1.75/3.94
	HGNN+BART (Ours)	19.98	3.25	4.13/7.76	.609	.409	.453	34.12	73.62	5.59/8.59
Four.	ReCoSa	102.37	2.49	2.07/6.88	.571	.364	.421	30.66	152.88	1.88/5.07
	BART	20.95	3.37	5.29/9.41	.609	.413	.465	34.58	73.75	5.83/8.15
	GNN (Ours)	100.66	2.15	2.92/4.63	.578	.372	.426	31.25	151.29	1.90/4.88
	HGNN (Ours)	96.90	2.80	4.84/9.15	.593	.394	.437	34.49	149.33	2.09/7.43
	HGNN+BART (Ours)	19.09	3.66	6.17/9.81	.618	.422	.474	34.86	72.79	7.05/8.84
Five.	ReCoSa	101.78	2.67	2.72/7.64	.575	.367	.426	30.97	150.44	2.35/6.32
	BART	19.62	3.59	5.89/9.91	.615	.428	.477	35.01	72.82	6.99/8.39
	GNN (Ours)	100.01	2.59	2.92/5.71	.579	.376	.429	31.59	150.71	2.77/5.77
	HGNN (Ours)	96.34	3.08	5.08/9.58	.597	.398	.442	34.72	148.08	6.18/8.19
	HGNN+BART (Ours)	<b>18.44</b>	<b>3.89</b>	<b>6.11/11.12</b>	<b>.631</b>	<b>.448</b>	<b>.495</b>	<b>35.83</b>	<b>71.53</b>	<b>7.13/9.21</b>

Table 2: Automatic evaluation results of generated responses on test sets of MELD. ‘One.’: One Source, ‘Two.’: Two Sources, ‘Four.’: Four Sources, and ‘Five.’: Five Sources. Four settings mean different knowledge is used, namely ‘One Source’ for only dialogue history, ‘Two Sources’ for dialogue history and its emotion flow, ‘Four Sources’ for dialogue history, its emotion flow, facial expressions, and speakers’ personalities, and ‘Five Sources’ for all available information. Note: ‘Avg.’, ‘Ext.’, and ‘Gre.’ denote three embedding-based metrics (average, greedy, and extreme, respectively). ‘W-avg.’ denotes weighted-average F1-score of seven emotion categories, which is the agreement between the predicted label by the BERT-Based evaluation tool and the ground-truth. ‘uPPL’, ‘uDist-1’ and ‘uDist-1’ aim to measure the personality of generated responses. Note that we also conduct such experiments where we replace the facial expressions with the audio features in ‘Four Sources’ setting, and we obtain the similar result. Therefore, we only list one scenario that contains the facial expression rather than the audio, similarly hereinafter.

suggesting the necessity of infusing multi-source knowledge, especially by our HGNN. We can conclude that from Table 2 and Table 3:

(1) In all four settings (‘One Source’, ‘Two Sources’, ‘Four Sources’, and ‘Five Sources’), Table 2 and Table 3 show that our HGNN consistently surpasses other competitors on most evaluation metrics. This suggests that infusing multi-source knowledge with heterogeneous graph has a positive influence on response generation, and demonstrates the superiority of our model on understanding content and emotion, which yields new state-of-the-art performances.

2) In ‘Two Sources’ setting, our HGNN outperforms the best ReCoSa [Zhang et al., 2019b] on MELD by 2.47↓, 1.30↑, 1.41↑, 0.02↑, 0.01↑, 0.01↑, 1.45↑, 4.17↓, 0.48↑ and 0.51↑ on PPL, Dist-1, Dist-2, Avg., Ext., Gre., W-avg., uPPL, uDist-1, and uDist-2, respectively, showing that our HGNN indeed generates more fluent, diverse, coherent, emotional, and personalized responses than

Data Sources	Models	Content						Emotion
		PPL↓	BLEU↑	Dist-1/2↑	Avg.↑	Ext.↑	Gre.↑	W-avg. ↑
One Source	Seq2Seq	85.29	0.20	0.013/0.085	0.579	0.344	0.394	65.40
	HRED	82.02	0.27	0.015/0.20	0.577	0.322	0.399	69.49
	ReCoSa	80.43	0.74	0.17/0.23	0.584	0.353	0.390	68.76
	BART	9.78	0.77	0.23/0.37	0.624	0.397	0.495	71.27
Two Sources	Emo-HRED	81.48	0.54	0.12/0.23	0.598	0.350	0.406	70.49
	ReCoSa	80.28	0.72	0.13/0.24	0.602	0.349	0.435	69.63
	BART	9.21	0.76	0.25/0.39	0.635	0.414	0.516	71.75
	GNN (Ours)	78.81	0.65	0.24/0.40	0.617	0.372	0.431	69.93
	HGNN (Ours)	76.59	0.75	0.22/0.47	0.641	0.418	0.510	71.16
	HGNN+BART (Ours)	<b>8.81</b>	<b>0.83</b>	<b>0.28/0.58</b>	<b>0.655</b>	<b>0.457</b>	<b>0.558</b>	<b>72.69</b>

Table 3: Automatic evaluation results of generated responses on test set of DailyDialog. Due to no speaker information in this dataset, we do not conduct such experiments to measure the personality quality (*i.e.*, uPPL, uDist-1, and uDist-2).

baselines. Although our HGNN achieves comparable BLEU scores in contrast to ReCoSa (*i.e.* 1.91 vs. 2.00 on MELD, 0.75 vs. 0.72 on DailyDialog), the human evaluation will further verify the effectiveness of our model on generating relevant responses in next section. Furthermore, we validate our HGNN on a larger dataset DailyDialog and the results show the generalizability of our model.

(3) Compared with GNN in the same settings, our HGNN always surpasses GNN by large margins on both datasets, especially in ‘Five Sources’ setting (*i.e.*, 3.67↓ on PPL, 0.49↑ on BLEU, 2.16↑ on Dist-1, 3.87↑ on Dist-2, 0.018↑ on Avg., 0.022↑ on Ext., 0.013↑ on Gre., 3.13↑ on W-avg., 2.63↓ on uPPL, 1.55↑ on uDist-1, and 2.42↑ on uDist-2), demonstrating the effectiveness and superiority of the heterogeneous graph on dealing with the various types of multi-source knowledge. In the ‘Four Sources’ setting, there is a similar trend to ‘Five Sources’ setting.

(4) Especially, for the emotion and personality quality (the last three metrics in Table 2), we find that our HGNN model consistently outperforms all baselines in four settings, *e.g.*, the best previous model ReCoSa, in ‘Five Sources’ setting, by 2.36↓ on uPPL, 1.97↑ on uDist-1, and 1.87↑ on uDist-2, respectively. This suggests the ability of our model on generating emotion and preserving the personality style consistent with the current speaker.

(5) Based on the up-to-date text generator BART [Lewis et al., 2020], our model still achieves consistent improvement, suggesting the effectiveness of model and showing the importance of multi-source knowledge.

## 4.2 Human Evaluation Results

Results of content quality, emotion quality, and personality quality are shown in Table 4, 5 and 6, respectively. The Fleiss’ kappa [Fleiss and Cohen, 1973] for measuring inter-rater agreement is included as well. All models have “moderate agreement” or “substantial agreement”.

**Content Quality.** As shown in Table 4, for the MELD dataset, our HGNN has more +2 ratings than comparison models on content level (t-test [Koehn, 2004],  $p$ -value < 0.05) in different sources settings, showing that our model is better at generating coherent responses than others. For the DailyDialog dataset, our HGNN model also achieves significantly many +2 scores, suggesting the

Data Sources	Models	MELD				DailyDialog			
		+2	+1	0	Kappa	+2	+1	0	Kappa
One Source	Seq2Seq	27.00	43.33	39.67	0.531	25.33	51.00	23.67	0.562
	HRED	27.33	31.67	41.00	0.547	25.67	51.66	22.67	0.504
	BART	29.67	37.00	33.33	0.521	29.66	53.67	17.67	0.531
	ReCoSa	27.33	35.34	37.33	0.472	27.00	51.00	22.00	0.564
Two Sources	Emo-HRED	27.67	34.00	38.33	0.420	27.33	52.34	20.33	0.478
	ReCoSa	28.67	41.00	30.33	0.459	29.00	51.00	20.00	0.495
	BART	33.33	44.67	22.00	0.477	33.34	53.33	13.33	0.467
	GNN (Ours)	29.00	43.67	27.33	0.499	32.33	45.00	22.67	0.474
	HGNN (Ours)	29.67	44.33	26.00	0.467	34.33	43.67	22.00	0.514
	HGNN+BART (Ours)	35.00	45.00	20.00	0.484	<b>36.67</b>	47.00	16.33	0.509
Four Sources	ReCoSa	34.66	39.67	25.67	0.482	-	-	-	
	BART	36.00	43.33	20.67	0.456	-	-	-	
	GNN (Ours)	35.33	44.34	20.33	0.518	-	-	-	
	HGNN (Ours)	36.00	42.00	22.00	0.505	-	-	-	
	HGNN+BART (Ours)	38.33	45.00	16.67	0.546	-	-	-	
Five Sources	ReCoSa	37.66	38.67	23.67	0.513	-	-	-	
	BART	39.00	40.67	20.33	0.505	-	-	-	
	GNN (Ours)	36.00	45.00	18.00	0.497	-	-	-	
	HGNN (Ours)	38.33	40.34	21.33	0.521	-	-	-	
	HGNN+BART (Ours)	<b>41.67</b>	44.00	14.33	0.519	-	-	-	

Table 4: Human evaluation on content quality.

generalizability of our model, which is consistent with the automatic evaluation.

**Emotion Quality.** As shown in Table 5, for the MELD dataset, our HGNN has more +2 ratings than comparison models on emotion level (t-test [Koehn, 2004],  $p$ -value  $< 0.05$ ) in different sources settings, showing that our model is better at generating emotional responses than others. Especially, in ‘Five Sources’ setting, the HGNN model achieves further improvements on +2 metric, which is also far beyond other baselines. This demonstrates that our model can effectively infuse facial expressions, audios and speakers’ personalities into the dialogue graph and generate accurate emotions. For the DailyDialog dataset, our HGNN model also obtains very obvious promotion on +2 metric, suggesting the generalizability of our model again, which is also consistent with the automatic evaluation.

**Personality Quality.** As shown in Table 6, for the MELD dataset, our HGNN has more +2 ratings than comparison models on personality level (t-test [Koehn, 2004],  $p$ -value  $< 0.05$ ) in different sources settings, showing that our model is better at generating personality-preserving responses than others. In ‘Five Sources’ setting, the HGNN model achieves further improvements on +2 metric, which is also far beyond other baselines. This demonstrates that our model can effectively infuse speakers’ personalities into the dialogue graph and preserve consistent personalities. Due to no speaker information in the DailyDialog dataset, so we omit the personality quality evaluation.

**Preference Test.** Furthermore, we conduct preference test in Table 7. We can see that HGNN is significantly preferred against other models (t-test,  $p$ -value  $< 0.05$ ) in ‘Two Sources’ scenario.

Data Sources	Models	MELD				DailyDialog			
		+2	+1	0	Kappa	+2	+1	0	Kappa
One Source	Seq2Seq	13.00	41.33	45.67	0.637	10.67	47.33	42.00	0.608
	HRED	13.67	45.67	40.66	0.548	10.67	48.00	41.33	0.494
	ReCoSa	14.33	45.00	40.67	0.638	12.00	47.33	40.67	0.577
	BART	17.00	49.00	34.00	0.612	15.33	51.67	33.00	0.515
Two Sources	Emo-HRED	15.33	40.34	44.33	0.649	12.33	48.67	39.00	0.593
	ReCoSa	15.33	48.67	36.00	0.687	15.00	41.33	43.67	0.602
	BART	19.67	54.00	26.33	0.651	19.67	47.00	33.33	0.579
	GNN (Ours)	15.33	44.34	40.33	0.568	15.33	46.34	38.33	0.567
	HGNN (Ours)	17.67	41.33	41.00	0.593	18.00	45.00	37.00	0.627
	HGNN+BART (Ours)	21.00	47.00	32.00	0.557	<b>21.33</b>	48.67	30.00	0.602
Four Sources	ReCoSa	19.67	50.66	29.67	0.604	-	-	-	-
	BART	25.00	54.33	20.67	0.592	-	-	-	-
	GNN (Ours)	22.67	49.00	28.33	0.643	-	-	-	-
	HGNN (Ours)	24.67	41.00	34.33	0.618	-	-	-	-
	HGNN+BART (Ours)	27.33	46.67	26.00	0.602	-	-	-	-
Five Sources	ReCoSa	21.67	50.00	28.33	0.617	-	-	-	-
	BART	29.00	54.00	17.00	0.583	-	-	-	-
	GNN (Ours)	24.67	47.66	27.67	0.627	-	-	-	-
	HGNN (Ours)	27.00	40.67	32.33	0.595	-	-	-	-
	HGNN+BART (Ours)	<b>31.33</b>	48.67	20.00	0.612	-	-	-	-

Table 5: Human evaluation on emotion quality.

Obviously, the coherent, emotional, and personality-preserving responses generated by our HGNN are more attractive to users than the responses produced by baselines.

## 5 Analysis

In this section, we conduct thorough and in-depth analysis about our multi-source knowledge and each components of our model. Firstly, to further investigate the effect of each knowledge of our multi-source knowledge, we conduct in-depth analysis in Table 8. Secondly, to investigate the performance of our model on golden emotion, we replace the predicted emotion predicted by the *Emotion Predictor* with golden emotion, and the results are shown in Table 11. Thirdly, to probe the performance of the *Emotion Predictor* of the encoder, we also conduct comparison results with some existing models, as shown in Table 10. Finally, to further enhance our model performance, we integrate two decoders into our model, i.e., ECM [Zhou et al., 2018a] and EmoDS [Song et al., 2019], which are originally designed for emotion-controlled systems. Furthermore, we present two examples to intuitively show how our model works well, as shown in Figure 4.

### 5.1 Ablation Study for Multi-source Knowledge

Table 8 and Table 9 shows the results of the ablation study about heterogeneous nodes in HGNN. The experiments in Table 8 are removing one at a time. The experiments in Table 8 are adding one at a time.

Data Sources	Methods	MELD			
		+2	+1	0	Kappa
One Source	Seq2Seq	13.00	40.33	46.67	0.467
	HRED	10.33	46.67	43.00	0.458
	ReCoSa	11.33	44.00	44.67	0.468
	BART	16.00	49.00	35.00	0.471
Two Sources	Emo-HRED	11.33	40.34	48.33	0.469
	ReCoSa	12.00	48.33	39.67	0.487
	BART	18.67	51.33	30.00	0.483
	GNN (Ours)	13.33	45.34	41.33	0.485
	HGNN (Ours)	15.67	43.33	41.00	0.503
	HGNN+BART (Ours)	20.00	50.00	30.00	0.467
Four Sources	ReCoSa	16.67	50.66	33.67	0.510
	BART	22.00	50.33	27.67	0.491
	GNN (Ours)	18.00	51.33	30.67	0.513
	HGNN (Ours)	20.67	45.00	34.33	0.488
	HGNN+BART (Ours)	24.33	51.67	24.00	0.521
Five Sources	ReCoSa	18.67	50.33	31.00	0.512
	BART	23.67	52.33	24.00	0.497
	GNN (Ours)	20.00	48.33	30.67	0.527
	HGNN (Ours)	22.33	44.67	33.00	0.502
	HGNN+BART (Ours)	<b>25.00</b>	51.00	24.00	0.528

Table 6: Human evaluation on personality quality.

Row 1 of Table 8 or row 6 of Table 9 is the results of our full model, which incorporates not only the dialog history but also its emotion flow, the facial expressions (*i.e.*, image), the audio, and the speakers. Rows 2~4 of Table 8 are the results of removing the information of corresponding nodes. From the results, we can conclude that after removing each heterogeneous node information, the response quality of content and emotion is differently lowered, suggesting that various information of heterogeneous nodes is crucial for understanding content, and emotional perception and expression (row 1 vs. rows 2~6), especially for emotion flow (row 3).

From Table 9, we find that each source knowledge makes substantial contributions to performance, *i.e.*, adding one type of knowledge at a time can improve final performance, proving the importance of each source knowledge. This also sheds lights on how performance can be efficiently improved by infusing multi-source knowledge.

## 5.2 Effect of the Model with Golden Emotion Labels

To test the performance of our model with golden emotion labels, we conduct such experiments in Table 11. We can see that our model achieves better results than that with predicted emotion labels, showing the generalizability of our model on infusing either predicted emotion labels or golden emotion labels. This also demonstrates that the golden emotion labels can indeed further enhance the emotion expression and thus improve the model performance.



Models	MELD				DailyDialog			
	Emo-HRED	ReCoSa	GNN	HGNN	Emo-HRED	ReCoSa	GNN	HGNN
Emo-HRED	-	40.6	34.7	28.4	-	39.4	36.5	31.1
ReCoSa	59.4	-	39.3	35.7	60.6	-	42.7	35.0
BART	59.4	-	39.3	35.7	60.6	-	42.7	35.0
GNN	65.3	60.7	-	38.5	63.5	57.34	-	38.4
HGNN	<b>71.6</b>	64.3	61.5	-	<b>68.9</b>	65.00	61.6	-

Table 7: Preference test (%) between any two models in ‘Two-Sources’ setting.

#	Models	PPL ↓	BLEU ↑	Dist-1 ↑	Dist-2 ↑	Avg.↑	Ext.↑	Gre.↑	W-avg. ↑
1	HGNN	96.34	3.08	5.08	9.58	0.597	0.398	0.442	34.72
2	- facial expressions	113.94	2.17	2.31	5.95	0.568	0.367	0.413	31.54
3	- audio	114.94	2.23	2.27	6.18	0.568	0.369	0.417	31.04
4	- emotion	111.42	2.09	2.18	6.37	0.571	0.364	0.419	30.18
5	- all speakers	100.95	2.50	2.08	8.60	0.573	0.371	0.418	32.92
6	- current speaker	101.91	2.62	4.55	8.87	0.587	0.388	0.431	33.64

Table 8: Ablation study on MELD. ‘- current speaker’ means removing it from the decoder while maintaining it in HGNN.

### 5.3 *Emotion Predictor* of the Encoder

We also evaluate the performance of the *Emotion Predictor* from the *Heterogeneous Graph-Based Encoder* to show whether the encoder can fully perceive emotions from multi-source knowledge and predict suitable emotions. The results shown in Table 10 suggest that our encoder can more effectively perceive emotions from multi-source knowledge than baselines, and therefore predict more accurate emotions for the decoder.

### 5.4 Integrating Other Two Emotional Decoders

To further enhance the performance of our model, we integrate such two emotional decoders into our framework, i.e., ECM [Zhou et al., 2018a] and EmoDS [Song et al., 2019], which are designed to express user-input emotions. The ECM decoder exploits emotion embedding, internal memory and external memory to generate emotional responses. Rather than using the golden label for emotion, we use the embedding of the emotion label predicted by our *Emotion Predictor*. The EmoDS decoder uses both explicit and implicit emotional representation to express the desired emotion in responses, where the desired emotion is predicted by our *Emotion Predictor* rather than given golden emotion label in the original work.

The results are shown in Table 12. We can see that our model can obtain higher results after equipping with such decoders, i.e., ECM [Zhou et al., 2018a] and EmoDS [Song et al., 2019]. And we also can find that our model with EmoDS can surpass that with ECM, suggesting that the powerful decoder EmoDS still works well based on our general framework. This also show the generalizability of our model.

#	Models	PPL ↓	BLEU ↑	Dist-1 ↑	Dist-2 ↑	Avg.↑	Ext.↑	Gre.↑	W-avg. ↑
1	Vanilla HGNN	118.89	1.89	1.79	5.15	0.552	0.346	0.409	29.47
2	1 + facial expressions	108.17	2.32	3.31	6.95	0.568	0.367	0.413	31.54
3	2 + audio	107.61	2.43	3.89	7.18	0.572	0.371	0.417	31.99
4	3 + emotion	103.77	2.49	3.98	7.37	0.583	0.379	0.425	32.92
5	4 + all speakers	101.91	2.62	4.55	8.87	0.587	0.388	0.431	33.64
6	5 + current speaker	96.34	3.08	5.08	9.58	0.597	0.398	0.442	34.72

Table 9: Ablation study of adding one type of knowledge at a time on MELD. For example, row 2 (‘1 + facial expressions’) means adding facial expressions under row 1 setting (Vanilla HGNN).

Data Sources	Methods	MELD	DailyDialog
Two Sources	Emo-HRED	31.03	79.67
	ReCoSa	32.19	81.60
	BART	35.25	82.96
	GNN (Ours)	32.35	81.84
	HGNN (Ours)	33.52	82.70
	HGNN+BART (Ours)	36.73	<b>83.88</b>
Four Sources	ReCoSa	33.41	-
	BART	36.71	-
	GNN (Ours)	34.49	-
	HGNN (Ours)	36.28	-
	HGNN+BART (Ours)	37.58	-
Five Sources	ReCoSa	33.72	-
	BART	37.07	-
	GNN (Ours)	34.83	-
	HGNN (Ours)	36.55	-
	HGNN+BART (Ours)	<b>38.12</b>	-

Table 10: The ‘W-avg.’ F1-score (%) for the *Emotion Predictor* of different methods on test sets.

## 5.5 Case Analysis

To give an insight on whether the emotion of the generated response is expressed appropriately, we provide some examples from MELD test dataset in Figure 4. It shows that HGNN can generate coherent responses with suitable emotions.

Specifically, we can see that the methods in ‘One Source’ setting generate some neutral and safe responses (*e.g.*, “uh-huh. I’m sorry.” in example 1 or “I don’t know!” in example 2 by Seq2Seq) due to lacking of additional emotion perception source. Although these methods in ‘Two Sources’ can generate emotional responses (*e.g.*, “Yeah? I’m sorry, I’ll talk to you later.” by Emo-HRED in example 1 or “Yeah, I’m pretty sure I’m still gonna find that” by ReCoSa in example 2, may contain *anger* and *neutral* emotion, respectively.), the emotions of the responses are not suitable with the dialogue history. In ‘Four Sources’/‘Five Sources’ settings, although the ReCoSa and GNN generate more relevant responses after incorporating the facial expression and speakers’ personalities, they can not express an appropriate emotion with the dialogue history. And the HGNN generates a coherent as well as emotional response, suggesting that our heterogeneous graph-based model can sufficiently understand the content and perception of emotion from various types of knowledge, and

Datasets	Models	PPL ↓	BLEU ↑	Dist-1 ↑	Dist-2 ↑	Avg.↑	Ext.↑	Gre.↑	W-avg. ↑
MELD	HGNN	96.90	2.80	4.84	9.15	0.593	0.394	0.437	34.49
	w/ golden emotion	95.49	2.84	5.13	9.69	0.598	0.398	0.445	-
DailyDialog	HGNN	76.59	0.75	0.22	0.47	0.641	0.418	0.510	71.16
	w/ golden emotion	76.14	0.91	0.35	0.64	0.661	0.423	0.512	-

Table 11: Model results with given golden emotion labels on MELD and DailyDialog.

Datasets	Models	PPL ↓	BLEU ↑	Dist-1 ↑	Dist-2 ↑	Avg.↑	Ext.↑	Gre.↑	W-avg. ↑
MELD	HGNN	96.90	2.80	4.84	9.15	0.593	0.394	0.437	34.49
	w/o gate in Eq.(11)	98.48	2.64	4.76	8.71	0.591	0.390	0.428	34.25
	w/ ECM	89.31	2.86	4.99	9.98	0.595	0.398	0.433	34.54
	w/ EmoDS	85.84	2.94	5.32	10.78	0.599	0.405	0.445	34.88
DailyDialog	HGNN	76.59	0.75	0.22	0.47	0.641	0.418	0.510	71.16
	w/o gate in Eq.(11)	77.82	0.70	0.21	0.41	0.635	0.409	0.503	71.04
	w/ ECM	73.19	1.21	1.13	1.97	0.648	0.426	0.517	71.45
	w/ EmoDS	71.42	1.30	1.58	2.23	0.671	0.433	0.519	71.38

Table 12: Results of our model equipped with another two emotional decoders (*i.e.*, ECM [Zhou et al., 2018a] and EmoDS [Song et al., 2019]).

thus can effectively enhance the quality of responses.

Besides, we also provide one example to show speaker’s personalities in Figure 3. In the same setting, we can observe that the generated responses given different speakers are usually personalized (*i.e.* speaker’s personality) with the same or close meaning.

## 6 Related Work

Our work mainly involves dialog systems and heterogeneous graph neural network, so we divide the related work into two parts: dialog systems and heterogeneous graph neural network in natural language processing.

### 6.1 Dialog Systems

In the past few years, previous studies mainly focus on improving the content quality of dialogue [Li et al., 2016a; Zhang et al., 2019b; Shuster et al., 2020], and only a little work pays attention to improving the emotion quality of dialogue [Zhou et al., 2018b; Rashkin et al., 2019]. Researchers firstly set user-input emotions directly for response generation (1), such as emotion-controllable conversation systems, which contain some representative work [Zhou et al., 2018a; Colombo et al., 2019; Zhou and Wang, 2018; Huang et al., 2018; Sun et al., 2018]. To automatically learn emotions (2), researchers track the emotion flow of dialog history [Lubis et al., 2018; Lin et al., 2019; Li et al., 2019, 2020; Majumder et al., 2020] and generate emotion-rich responses [Zhong et al., 2019; Asghar et al., 2018], where they incorporate Valence, Arousal, and Dominance embeddings [Warriner et al., 2013; Mohammad, 2018] into their models to provide additional affective knowledge. Besides, (3) multi-modal studies also have attracted much attentions in conversation systems such as video-grounded dialogue system [Yoshino et al., 2019] and visual question-answering [Antol et al., 2015],

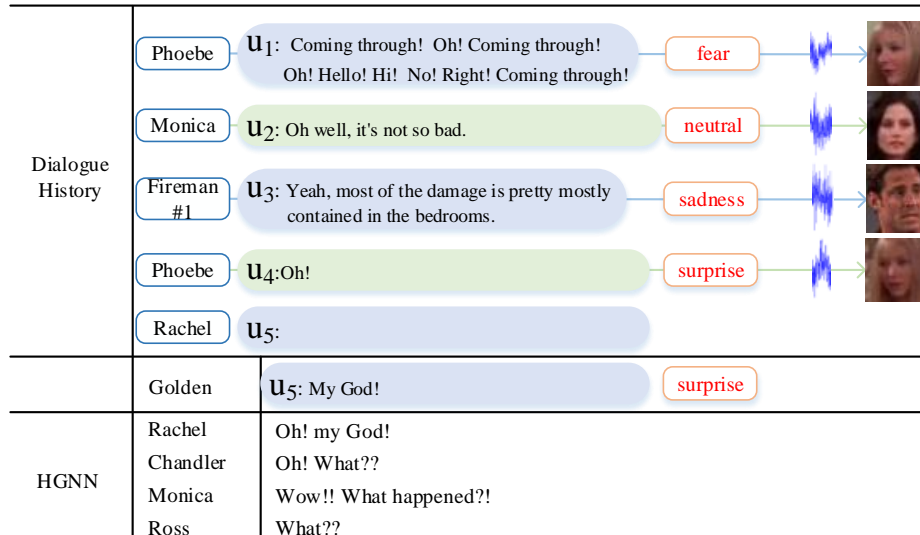


Figure 3: A dialogue example with different speaker inputs for measuring the speaker’s personalities.

aiming to answer human queries grounded a video or image. Finally, (4) as a close work [Chu et al., 2018], it also considers facial expressions and conversation history to generate both text and face.

The differences between our model and those in (1) and (2) are: they only perceive emotions from text and ignore other source knowledge, *e.g.*, the facial expressions and speakers’ personalities, where the speaker information has been shown helpful for conversation systems [Li et al., 2016b]. The deep difference from (1) is: we focus on automatically learning emotions and then expressing it rather than emotion-controllable conversation systems (*i.e.* a limited scenario for expressing a user-input emotion). Furthermore, we expect to construct a practical emotional conversation system, *i.e.* infusing multi-source knowledge with heterogeneous graph neural network for improving emotional conversation, so we employ a simple and general decoder. Obviously, a powerful emotion-aware decoder can be integrated into our framework, such as [Zhou et al., 2018a; Colombo et al., 2019; Song et al., 2019; Shen and Feng, 2020], which has been verified to further improve the emotional performance of our model. In contrast to tasks in (3), we mainly utilize multi-modal information for emotion perception and expression in response generation. Compared with (4), we mainly focus on generating emotional response by infusing multi-source knowledge rather than generating general text and face.

## 6.2 Heterogeneous Graph for NLP

Heterogeneous graph neural networks [Shi et al., 2017; Sun et al., 2009] can deal with various types of nodes and edges and have more advantages than homogeneous graph neural networks [Wang et al., 2019; Zhang et al., 2020]. Its superiority has been verified in many natural language processing (NLP) tasks, such as graph representation learning [Hong et al., 2020], reading comprehension [Tu et al., 2019], text classification [Linmei et al., 2019; Liang et al., 2021c,b] and extractive document summarization [Wang et al., 2020]. Inspired by the success of heterogeneous graph neural network, we first introduce it to emotional conversation generation to gain a better understanding of content and fully perceive emotions from multi-source knowledge, and then produce a satisfactory response.

Dialogue History	Ross	U1: hey ! oh listen , i was just clearing some space for your stuff	joy		Chandler	U1: Someone on the subway licked my neck! Licked my neck!!	disgust	
	Rachel	U2: oh thanks , but listen , i was just at monica's and she and chandler had a big fight and they're not moving in	sadness		Phoebe	U2: Oh Willie's alive!	surprise	
	Ross	U3: what do you mean , they're not moving in ? they-they're still moving in right ?	surprise		Chandler	U3: What are you guys doing?	neutral	
	Rachel	U4: no-no , they just had a big blowout over what to do with my room	neutral		Monica	U4: Oh, my mom called, they're gonna run our engagement announcement in the local paper, so we're looking for a good picture of us.	joy	
	Ross	U5: what ? ! over a stupid room	surprise		Chandler	U5: Oooh, I'm afraid that does not exist.	neutral	
	Rachel	U6: yeah , i feel kinda bad for them , but i'm also really psyched cause i do n't have to move in here !	joy		Monica	U6: That's not true, there are great pictures of us!	surprise	
	Ross	U7:			Chandler	U7: No, there are great pictures of you standing next to a guy who's going like this	neutral	
					Phoebe	U8:		
	Golden	U7: oh no , yeah no , that part's great !	joy		Golden	U8: Oh, my God! That's the creep that you're with at the	surprise	
One Source	Seq2Seq	uh-huh. I'm sorry.			Seq2Seq	I do n't know!		
	HRED	so whose is it ?			HRED	Well I don't care how hot it is it's uh, it's wrong		
	ReCoSa	well, I just wanted to take her to the museum like you from, and the baby, right now.			ReCoSa	Okay, well y'know what , there's gonna be one		
Two Sources	Emo-HRED	Yeah? I'm sorry, I'll talk to you later .			Emo-HRED	What?! , y'know what? .		
	ReCoSa	There's only room for one day, and I ca n't stop it's about there.			ReCoSa	Yeah, I'm pretty sure I'm still gonna find that		
	GNN (Ours)	Y'know it was kinda stupid.			GNN (Ours)	Oh, my God! well I call it ! !		
	HGNN (Ours)	What? something wrong?			HGNN (Ours)	Y'know, I do n't think it's cool.		
Four Sources	ReCoSa	I ca n't believe we have to make it, why have money soon who were gonna be in the skin.			ReCoSa	I know, I'm the one of the last one who needs to is looking at our first time I do n't even , he thinks when she's a charming guy.		
	GNN (Ours)	Oh, I did n't know you would say that.			GNN (Ours)	Okay, you guys. you're not fine		
	HGNN (Ours)	oh, no, no, I just, I think it's good for you moving in.			HGNN (Ours)	Wow!! I find a picture looking good!		
Five Sources	ReCoSa	cause it's true , y'know , you're a friend , i mean look at a lives around like of the day .			ReCoSa	that's not important . the part is , my a friend .		
	GNN (Ours)	yeah , but you said ?			GNN (Ours)	Okay, i 'm not stupid !		
	HGNN (Ours)	oh, no, I expect you moving in here.			HGNN (Ours)	Oh, my God! that's not might be a third nipple .		

(a) Dialogue example 1.

(b) Dialogue example 2.

Figure 4: Responses generated by all models without pretrained language model.

## 7 Conclusion

In this work, we firstly present a heterogeneous graph-based framework to understand dialogue content and fully perceive complex and subtle emotions from multi-source knowledge (i.e., the emotion flow hidden in dialogue history, facial expressions, audio, and personalities of speakers), and then predict suitable emotions for feedback. Finally, we devise an *Emotion-Personality-Aware Decoder* to express it and thus generate a coherent, emotional, and personality-preserving response. We verify our model performance on two benchmark datasets, i.e., MELD and DailyDialog. Especially, we conduct extensive experiments on MELD to investigate the effect of multi-source knowledge on emotional dialogue. Both automatic evaluation and human evaluation results demonstrate the effectiveness and generalizability of our model, which can be also easily adapted to different number of knowledge sources. And the further experimental analysis and case study also suggest our model can generate more attractive and satisfactory response than baselines. Besides, we also integrate other decoders, like ECM [Zhou et al., 2018a] and EmoDS [Song et al., 2019], into our framework to further enhance the model performance. Finally, based on the up-to-date text generator BART, our model still achieves consistent improvement. This shows the generalizability of our model again.

## Acknowledgments

Liang, Zhang, Chen and Xu are supported by the National Key R&D Program of China (2019YFB1405200) and the National Nature Science Foundation of China (No. 61976015, 61976016, 61876198 and 61370130). Liang is supported by 2021 Tencent Rhino-Bird Research Elite Training Program. We thank all anonymous reviewers for their valuable suggestions.

## References

- Stanislaw Antol, Aishwarya Agrawal, Jiasen Lu, Margaret Mitchell, Dhruv Batra, C Lawrence Zitnick, and Devi Parikh. Vqa: Visual question answering. In *ICCV*, pages 2425–2433, 2015.
- Nabiha Asghar, Pascal Poupard, Jesse Hoey, Xin Jiang, and Lili Mou. Affective neural response generation. In *European Conference on Information Retrieval*, pages 154–166. Springer, 2018.
- Dzmitry Bahdanau, Kyung Hyun Cho, and Yoshua Bengio. Neural machine translation by jointly learning to align and translate. In *ICLR*, January 2015.
- Tadas Baltrusaitis, Amir Zadeh, Yao Chong Lim, and Louis-Philippe Morency. Openface 2.0: Facial behavior analysis toolkit. In *2018 13th IEEE International Conference on Automatic Face & Gesture Recognition (FG 2018)*, pages 59–66. IEEE, 2018.
- Hongshen Chen, Zhaochun Ren, Jiliang Tang, Yihong Eric Zhao, and Dawei Yin. Hierarchical variational memory network for dialogue generation. In *WWW*, page 1653–1662, 2018.
- H. Chu, D. Li, and S. Fidler. A face-to-face neural conversation model. In *2018 IEEE/CVF Conference on CVPR*, pages 7113–7121, Los Alamitos, CA, USA, jun 2018. IEEE Computer Society. doi: 10.1109/CVPR.2018.00743. URL <https://doi.ieeecomputersociety.org/10.1109/CVPR.2018.00743>.
- Pierre Colombo, Wojciech Witon, Ashutosh Modi, James Kennedy, and Mubbasir Kapadia. Affect-driven dialog generation. In *NAACL*, June 2019.
- Jacob Devlin, Ming-Wei Chang, Kenton Lee, and Kristina Toutanova. BERT: Pre-training of deep bidirectional transformers for language understanding. In *NAACL-HLT*, June 2019.
- Joseph L Fleiss and Jacob Cohen. The equivalence of weighted kappa and the intraclass correlation coefficient as measures of reliability. *Educational and psychological measurement*, 33(3), 1973.
- Deepanway Ghosal, Navonil Majumder, Soujanya Poria, Niyati Chhaya, and Alexander Gelbukh. DialogueGCN: A graph convolutional neural network for emotion recognition in conversation. In *EMNLP-IJCNLP*, November 2019.
- Xavier Glorot and Yoshua Bengio. Understanding the difficulty of training deep feedforward neural networks. In Yee Whye Teh and Mike Titterton, editors, *Thirteenth International Conference on Artificial Intelligence and Statistics*, volume 9 of *Machine Learning Research*, pages 249–256, Chia Laguna Resort, Sardinia, Italy, 13–15 May 2010. PMLR. URL <http://proceedings.mlr.press/v9/glorot10a.html>.
- Sepp Hochreiter and Jürgen Schmidhuber. Long short-term memory. *Neural computation*, 9(8): 1735–1780, 1997.

- Huiting Hong, Hantao Guo, Yucheng Lin, Xiaoqing Yang, Zang Li, and Jieping Ye. An attention-based graph neural network for heterogeneous structural learning. In *AAAI*, 2020.
- Chenyang Huang, Osmar Zaiane, Amine Trabelsi, and Nouha Dziri. Automatic dialogue generation with expressed emotions. In *NAACL*, June 2018.
- Taichi Ishiwatari, Yuki Yasuda, Taro Miyazaki, and Jun Goto. Relation-aware graph attention networks with relational position encodings for emotion recognition in conversations. In *Proceedings of EMNLP*, pages 7360–7370, Online, November 2020. Association for Computational Linguistics. doi: 10.18653/v1/2020.emnlp-main.597. URL <https://aclanthology.org/2020.emnlp-main.597>.
- Diederik P. Kingma and Jimmy Ba. Adam: A method for stochastic optimization. *CoRR*, abs/1412.6980, 2014. URL <http://arxiv.org/abs/1412.6980>.
- Thomas N. Kipf and Max Welling. Semi-supervised classification with graph convolutional networks. In *ICLR*, 2017.
- Philipp Koehn. Statistical significance tests for machine translation evaluation. In *EMNLP*, pages 388–395, July 2004. URL <https://www.aclweb.org/anthology/W04-3250>.
- Mike Lewis, Yinhan Liu, Naman Goyal, Marjan Ghazvininejad, Abdelrahman Mohamed, Omer Levy, Veselin Stoyanov, and Luke Zettlemoyer. BART: Denoising sequence-to-sequence pre-training for natural language generation, translation, and comprehension. In *Proceedings of ACL*, pages 7871–7880, July 2020. doi: 10.18653/v1/2020.acl-main.703. URL <https://aclanthology.org/2020.acl-main.703>.
- Jiwei Li, Michel Galley, Chris Brockett, Jianfeng Gao, and Bill Dolan. A diversity-promoting objective function for neural conversation models. In *NAACL*, June 2016a.
- Jiwei Li, Michel Galley, Chris Brockett, Georgios Spithourakis, Jianfeng Gao, and Bill Dolan. A persona-based neural conversation model. In *ACL*, August 2016b.
- Jiwei Li, Will Monroe, Alan Ritter, Dan Jurafsky, Michel Galley, and Jianfeng Gao. Deep reinforcement learning for dialogue generation. In *EMNLP*, November 2016c.
- Qintong Li, Hongshen Chen, Zhaochun Ren, Zhumin Chen, Zhaopeng Tu, and Jun Ma. Empgan: Multi-resolution interactive empathetic dialogue generation. *arXiv preprint arXiv:1911.08698*, 2019.
- Qintong Li, Piji Li, Zhumin Chen, and Zhaochun Ren. Empathetic dialogue generation via knowledge enhancing and emotion dependency modeling, 2020.
- Yanran Li, Hui Su, Xiaoyu Shen, Wenjie Li, Ziqiang Cao, and Shuzi Niu. DailyDialog: A manually labelled multi-turn dialogue dataset. In *IJCNLP*, November 2017.
- Yunlong Liang, Fandong Meng, Yufeng Chen, Jinan Xu, and Jie Zhou. Modeling bilingual conversational characteristics for neural chat translation. In *Proceedings of ACL*, pages 5711–5724, August 2021a. doi: 10.18653/v1/2021.acl-long.444. URL <https://aclanthology.org/2021.acl-long.444>.

- Yunlong Liang, Fandong Meng, Jinchao Zhang, Yufeng Chen, Jinan Xu, and Jie Zhou. An iterative multi-knowledge transfer network for aspect-based sentiment analysis. In *Findings of EMNLP*, pages 1768–1780, November 2021b. doi: 10.18653/v1/2021.findings-emnlp.152. URL <https://aclanthology.org/2021.findings-emnlp.152>.
- Yunlong Liang, Fandong Meng, Jinchao Zhang, Yufeng Chen, Jinan Xu, and Jie Zhou. A dependency syntactic knowledge augmented interactive architecture for end-to-end aspect-based sentiment analysis. *Neurocomputing*, 2021c. ISSN 0925-2312. doi: <https://doi.org/10.1016/j.neucom.2021.05.028>. URL <https://www.sciencedirect.com/science/article/pii/S0925231221007815>.
- Yunlong Liang, Fandong Meng, Ying Zhang, Yufeng Chen, Jinan Xu, and Jie Zhou. Infusing multi-source knowledge with heterogeneous graph neural network for emotional conversation generation. *Proceedings of AAAI*, 35(15):13343–13352, May 2021d. URL <https://ojs.aaai.org/index.php/AAAI/article/view/17575>.
- Yunlong Liang, Chulun Zhou, Fandong Meng, Jinan Xu, Yufeng Chen, Jinsong Su, and Jie Zhou. Towards making the most of dialogue characteristics for neural chat translation. In *Proceedings of EMNLP*, pages 67–79, November 2021e. doi: 10.18653/v1/2021.emnlp-main.6. URL <https://aclanthology.org/2021.emnlp-main.6>.
- Zhaojiang Lin, Andrea Madotto, Jamin Shin, Peng Xu, and Pascale Fung. MoEL: Mixture of empathetic listeners. In *EMNLP-IJCNLP*, pages 121–132, Hong Kong, China, November 2019. Association for Computational Linguistics. doi: 10.18653/v1/D19-1012. URL <https://www.aclweb.org/anthology/D19-1012>.
- Hu Linmei, Tianchi Yang, Chuan Shi, Houye Ji, and Xiaoli Li. Heterogeneous graph attention networks for semi-supervised short text classification. In *EMNLP-IJCNLP*, pages 4823–4832, 2019.
- Chia-Wei Liu, Ryan Lowe, Iulian Serban, Mike Noseworthy, Laurent Charlin, and Joelle Pineau. How NOT to evaluate your dialogue system: An empirical study of unsupervised evaluation metrics for dialogue response generation. In *EMNLP*, November 2016.
- Nurul Lubis, Sakriani Sakti, Koichiro Yoshino, and Satoshi Nakamura. Eliciting positive emotion through affect-sensitive dialogue response generation: A neural network approach. In *AAAI*, 2018.
- Andrea Madotto, Zhaojiang Lin, Chien-Sheng Wu, and Pascale Fung. Personalizing dialogue agents via meta-learning. In *ACL*, July 2019.
- Navonil Majumder, Soujanya Poria, Devamanyu Hazarika, Rada Mihalcea, Alexander Gelbukh, and Erik Cambria. Dialoguernn: An attentive rnn for emotion detection in conversations. In *Proceedings of AAAI*, volume 33, pages 6818–6825, 2019.
- Navonil Majumder, Pengfei Hong, Shanshan Peng, Jiankun Lu, Deepanway Ghosal, Alexander Gelbukh, Rada Mihalcea, and Soujanya Poria. MIME: MIMicking emotions for empathetic response generation. In *EMNLP*, pages 8968–8979, Online, November 2020. Association for Computational Linguistics. doi: 10.18653/v1/2020.emnlp-main.721. URL <https://www.aclweb.org/anthology/2020.emnlp-main.721>.
- John D Mayer and Peter Salovey. *The intelligence of emotional intelligence*, 1993.



- Saif Mohammad. Obtaining reliable human ratings of valence, arousal, and dominance for 20,000 English words. In *ACL*, July 2018.
- Timo Partala and Veikko Surakka. The effects of affective interventions in human–computer interaction. *Interacting with Computers*, 16:295–309, 04 2004. doi: 10.1016/j.intcom.2003.12.001.
- Soujanya Poria, Devamanyu Hazarika, Navonil Majumder, Gautam Naik, Erik Cambria, and Rada Mihalcea. MELD: A multimodal multi-party dataset for emotion recognition in conversations. In *ACL*, July 2019.
- Helmut Prendinger and Mitsuru Ishizuka. The empathic companion: A character-based interface that addresses users’ affective states. *Applied Artificial Intelligence*, 19(3-4):267–285, March 2005. doi: 10.1080/08839510590910174.
- Libo Qin, Wanxiang Che, Yangming Li, Mingheng Ni, and Ting Liu. Dcr-net: A deep co-interactive relation network for joint dialog act recognition and sentiment classification. In *Proceedings of AAAI*, volume 34, pages 8665–8672, Apr. 2020.
- Libo Qin, Zhouyang Li, Wanxiang Che, Minheng Ni, and Ting Liu. Co-gat: A co-interactive graph attention network for joint dialog act recognition and sentiment classification. In *Proceedings of AAAI*, volume 35, pages 13709–13717, 2021.
- Hannah Rashkin, Eric Michael Smith, Margaret Li, and Y-Lan Boureau. Towards empathetic open-domain conversation models: A new benchmark and dataset. In *ACL*, July 2019.
- Iulian V Serban, Alessandro Sordani, Yoshua Bengio, Aaron Courville, and Joelle Pineau. Building end-to-end dialogue systems using generative hierarchical neural network models. In *AAAI*, 2016.
- Lei Shen and Yang Feng. CDL: Curriculum dual learning for emotion-controllable response generation. In *ACL*, July 2020.
- C. Shi, Y. Li, J. Zhang, Y. Sun, and P. S. Yu. A survey of heterogeneous information network analysis. *IEEE Transactions on Knowledge and Data Engineering*, 29(1):17–37, 2017.
- Kurt Shuster, Da Ju, Stephen Roller, Emily Dinan, Y-Lan Boureau, and Jason Weston. The dialogue dodecathlon: Open-domain knowledge and image grounded conversational agents. In *Proceedings of ACL*, pages 2453–2470, July 2020. doi: 10.18653/v1/2020.acl-main.222. URL <https://aclanthology.org/2020.acl-main.222>.
- Zhenqiao Song, Xiaoqing Zheng, Lu Liu, Mu Xu, and Xuanjing Huang. Generating responses with a specific emotion in dialog. In *ACL*, July 2019.
- Xiao Sun, Xinmiao Chen, Zhengmeng Pei, and Fuji Ren. Emotional human machine conversation generation based on seqgan. In *2018 First Asian Conference on Affective Computing and Intelligent Interaction (ACII Asia)*, pages 1–6. IEEE, 2018.
- Yizhou Sun, Jiawei Han, Peixiang Zhao, Zhijun Yin, Hong Cheng, and Tianyi Wu. Rankclus: Integrating clustering with ranking for heterogeneous information network analysis. In *EDBT*, page 565–576, 2009.
- Ilya Sutskever, Oriol Vinyals, and Quoc V Le. Sequence to sequence learning with neural networks. In *NeurIPS*, pages 3104–3112, 2014.

- Zhiliang Tian, Rui Yan, Lili Mou, Yiping Song, Yansong Feng, and Dongyan Zhao. How to make context more useful? an empirical study on context-aware neural conversational models. In *ACL*, pages 231–236, July 2017.
- Ming Tu, Guangtao Wang, Jing Huang, Yun Tang, Xiaodong He, and Bowen Zhou. Multi-hop reading comprehension across multiple documents by reasoning over heterogeneous graphs. In *ACL*, July 2019.
- Ashish Vaswani, Noam Shazeer, Niki Parmar, Jakob Uszkoreit, Llion Jones, Aidan N Gomez, Lukasz Kaiser, and Illia Polosukhin. Attention is all you need. In *NeurIPS*, pages 5998–6008, 2017.
- Danqing Wang, Pengfei Liu, Yining Zheng, Xipeng Qiu, and Xuanjing Huang. Heterogeneous graph neural networks for extractive document summarization, 2020.
- Xiao Wang, Houye Ji, Chuan Shi, Bai Wang, Yanfang Ye, Peng Cui, and Philip S Yu. Heterogeneous graph attention network. In *WWW*, page 2022–2032, 2019.
- Amy Beth Warriner, Victor Kuperman, and Marc Brysbaert. Norms of valence, arousal, and dominance for 13,915 english lemmas. *Behavior research methods*, 45(4):1191–1207, 2013.
- Bowen Wu, MengYuan Li, Zongsheng Wang, Yifu Chen, Derek F. Wong, Qihang Feng, Junhong Huang, and Baoxun Wang. Guiding variational response generator to exploit persona. In *ACL*, pages 53–65, Online, July 2020. Association for Computational Linguistics. doi: 10.18653/v1/2020.acl-main.7. URL <https://www.aclweb.org/anthology/2020.acl-main.7>.
- Chen Xing, Wei Wu, Yu Wu, Jie Liu, Yalou Huang, Ming Zhou, and Wei-Ying Ma. Topic aware neural response generation. In *AAAI*, 2017.
- Chen Xing, Yu Wu, Wei Wu, Yalou Huang, and Ming Zhou. Hierarchical recurrent attention network for response generation. In *AAAI*, 2018.
- Koichiro Yoshino, Chiori Hori, Julien Perez, Luis Fernando D’Haro, Lazaros Polymenakos, R. Chulaka Gunasekara, Walter S. Lasecki, Jonathan K. Kummerfeld, Michel Galley, Chris Brockett, Jianfeng Gao, Bill Dolan, Xiang Gao, Huda AlAmri, Tim K. Marks, Devi Parikh, and Dhruv Batra. Dialog system technology challenge 7. *CoRR*, abs/1901.03461, 2019. URL <http://arxiv.org/abs/1901.03461>.
- Chuxu Zhang, Dongjin Song, Chao Huang, Ananthram Swami, and Nitesh V. Chawla. Heterogeneous graph neural network. In *SIGKDD*, page 793–803, 2019a.
- Hainan Zhang, Yanyan Lan, Liang Pang, Jiafeng Guo, and Xueqi Cheng. ReCoSa: Detecting the relevant contexts with self-attention for multi-turn dialogue generation. In *ACL*, July 2019b.
- Ziwei Zhang, Peng Cui, and Wenwu Zhu. Deep learning on graphs: A survey. *IEEE Transactions on Knowledge and Data Engineering*, 2020.
- Peixiang Zhong, Di Wang, and Chunyan Miao. An affect-rich neural conversational model with biased attention and weighted cross-entropy loss. In *AAAI*, volume 33, pages 7492–7500, 2019.
- Peixiang Zhong, Chen Zhang, Hao Wang, Yong Liu, and Chunyan Miao. Towards persona-based empathetic conversational models, 2020.

- Hao Zhou, Minlie Huang, Tianyang Zhang, Xiaoyan Zhu, and Bing Liu. Emotional chatting machine: Emotional conversation generation with internal and external memory. In *AAAI*, 2018a.
- Li Zhou, Jianfeng Gao, Di Li, and Heung-Yeung Shum. The design and implementation of xiaoice, an empathetic social chatbot. *CoRR*, abs/1812.08989, 2018b. URL <http://arxiv.org/abs/1812.08989>.
- Xianda Zhou and William Yang Wang. MojiTalk: Generating emotional responses at scale. In *ACL*, July 2018.