
A Topological Filter for Learning with Label Noise

Pengxiang Wu^{1*}, Songzhu Zheng^{2*}, Mayank Goswami³, Dimitris Metaxas¹, Chao Chen²

¹Rutgers University, {pw241, dnm}@cs.rutgers.edu

²Stony Brook University, {zheng.songzhu, chao.chen.1}@stonybrook.edu

³City University of New York, mayank.isi@gmail.com

Abstract

Noisy labels can impair the performance of deep neural networks. To tackle this problem, in this paper, we propose a new method for filtering label noise. Unlike most existing methods relying on the posterior probability of a noisy classifier, we focus on the much richer spatial behavior of data in the latent representational space. By leveraging the high-order topological information of data, we are able to collect most of the clean data and train a high-quality model. Theoretically we prove that this topological approach is guaranteed to collect the clean data with high probability. Empirical results show that our method outperforms the state-of-the-arts and is robust to a broad spectrum of noise types and levels.

1 Introduction

Corrupted labels are ubiquitous in real world data, and can severely impair the performance of deep neural networks with strong memorization ability [30, 12, 51]. Label noise may arise in mistakes of human annotators or automatic label extraction tools, such as crowd sourcing and web crawling for images [48, 42]. Improving the robustness of deep neural networks to label corruption is critical in many applications [29, 45], yet still remains a challenging problem and largely under-studied.

To combat label noise, state-of-the-art methods often segregate the *clean data* (i.e., samples with uncorrupted labels) from the *noisy* ones. These methods collect clean data iteratively and eventually train a high-quality model. The major challenge is to ensure that the data selection procedure is (1) careful enough to not accumulate errors; and (2) aggressive enough to collect sufficient clean data to train a strong model. Existing methods under this category [27, 21, 16, 43, 31] typically select clean data based on the prediction of the noisy classifier. It is generally assumed that if the noisy classifiers have strong and consistent confidence on a particular label, this label is likely true. However, most of these heuristics do not have a theoretical foundation and thus are not guaranteed to generalize to unseen datasets or noise patterns.

In this paper, we propose to investigate the problem in a novel *topological* perspective. We stipulate that while a noisy classifier’s prediction is useful, its latent space representation of the data also contains rich information and should be exploited. Our method is motivated by the following observation: given an ideal feature representation, the clean data are clustered together while the corrupted data are spread out and isolated. This intuition is illustrated in Figure 1(a). We show the spatial distribution pattern of a corrupted dataset with an ideal representation, i.e., the penultimate layer activation (the layer before softmax) of a neural net trained on the original uncorrupted dataset. As is shown in Figure 1(a)(left), the data are well separated into clusters, corresponding to their true labels. Meanwhile, noisy-labeled data (colorful crumbs sprinkled on each cluster) are surrounded by uncorrupted data and thus are isolated.

The above observation inspires us to utilize the spatial topological pattern for label noise filtering. We propose a new method, *TopoFilter*, that collects clean data by selecting the largest connected

*Equal contributions.

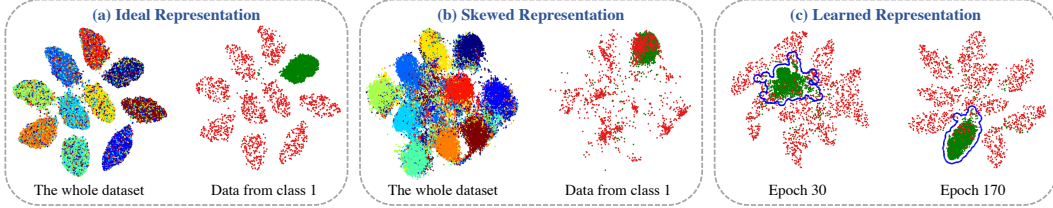


Figure 1: Different representations of a 40% uniformly corrupted CIFAR-10 dataset (visualized using t-SNE). (a) The ideal feature representation (trained on a clean dataset). On the left, we show the whole dataset. Colors correspond to different noisy labels. On the right, we draw all data with label 1. Green points are clean data. Red points are data with corrupted labels. (b) A skewed representation of a noisy classifier, namely, one trained using the corrupted dataset. (c) The learned representations by our algorithm. We show the data of label 1 using the continuously improved representations. The collected data by our method are highlighted with the blue contour.

component of each class and dropping isolated data. Our method leverages the group behavior of data in the latent representation, which has been neglected by previous classifier-confidence-dependent approaches. The challenge is that the ideal representation is unavailable in practice. Training on noisy data leads to a skewed representation (Fig. 1(b)); and the topological intuition does not seem to hold.

To address this issue, we propose an algorithm that uses the topological intuition even with the “imperfect” representation. Our algorithm essentially “peels” the outer most layer of the largest component so that only the core of the component is kept. One particular strength of our method is that it is *theoretically guaranteed to be correct*. We prove (1) *purity*: the collected data have a high chance to be uncorrupted; and (2) *abundancy*: the algorithm can collect a majority of the clean data. These two guarantees ensure the algorithm can collect clean data both carefully and aggressively. Our proof imposes weak assumptions on the representation: (1) the density of the data has a compact support, (2) the true conditional distributions of different labels are continuous, and (3) the decision region of each class of the Bayes optimal classifier is connected. These relative weak assumptions ensures that the theorem still holds on the skewed representation (from a noisy classifier).

We wrap our data collection algorithm to jointly learn the representation and select clean data. To learn the representation, we train a deep net classifier only using the collected clean data. As the classifier continuously improves, it further facilitates the data collection and finally converges to a strong one, as illustrated in Fig. 1(c). We empirically validate the proposed method on different datasets such as CIFAR-10, CIFAR-100 and Clothing1M [47]. Our method consistently outperforms the existing methods under a wide range of noise types and levels.

To summarize, we propose the first theoretically guaranteed algorithm for label noise that exploits a topological view of the noisy data representation. Our paper offers both the algorithmic intuition and the theoretical rationale on how spatial pattern and group behavior of data in the latent space can be informative of the model training. We believe the geometry and topology of data in the latent space should be further explored for better understanding and regulating of neural networks.

Related works. One representative class of methods for handling label noise aim to improve the robustness by modeling the noise transition process [38, 33, 15, 18]. However, the estimation of noise transformation is non-trivial, and these methods generally require additional access to the true labels or depend on strong assumptions, which could be impractical. In contrast to these works, our method does not rely on noise modeling, and is thus more generic and flexible.

A number of approaches have sought to develop noise-robust loss to help resist label corruption. One typical idea is to reduce the influence of noisy samples with carefully designed losses [35, 1, 52, 40, 44, 25, 14, 6] or regularization terms [20, 28, 23]. Closely related to this philosophy, other approaches focus on adaptively re-weighting the contributions of the noisy samples to the loss. The re-weighting functions could be pre-specified based on heuristics [5, 43] or learned automatically [21, 36, 37]. Our method is independent of the loss function, and can be combined with any of them.

Another direction seeks to improve the label quality by correcting the noisy labels to the underlying true ones [47, 41, 42, 24, 39, 49]. To predict the true labels, these approaches generally require additional clean labels, complex interventions into the learning process, or an expensive detection process for noise model estimation. Moreover, these methods are based on heuristics without

theoretical guarantees, and tend to be sensitive to the hyper-parameters (e.g., learning rate and loss coefficients). Zheng *et al.* [54] showed that assuming the noisy classifier approximates the noisy conditional distribution well everywhere, the noisy classifier can help correct labels with high probability. Our theorem has a weaker assumption on the noisy classifier’s quality.

Our work can be categorized as a data-selection method. Some methods choose the clean data based on the prediction agreements among different networks [27, 31]. Others train the networks only on samples with small losses and exchange the error flows between networks [16, 10, 50]. These methods typically train multiple networks, and is thus computationally expensive and hard to tune. The data-selection process in these methods is generally based on heuristics without guarantees.

A few existing works also seek to handle the label noise by probing the spatial properties of data. Wang *et al.* [43] propose to detect noisy data using spatial outlier detection. Gao *et al.* [13] use k -nearest neighbor to correct noisy labels. Both of these methods rely on local spatial information. They fail to explore global structural information that could reveal critical common patterns, such as topology. Lee *et al.* [22] model the spatial distributions with a generative model and train a robust generative classifier using all noisy data. For completeness, we also refer to works studying KNN-induced connectivity [26, 7], which only focus on the unsupervised setting.

2 Method

Our algorithm jointly trains a neural network and collects clean data. At each epoch, clean data are collected based on their spatial topology in the latent space of the current network. Meanwhile, only clean data are used to further train the network. In the beginning, we use an early-stopped noisy classifier to learn the representation. It has been observed that an early-stopped model will learn meaningful feature without overfitting the noise [51, 2]. Such a network, although not powerful enough, can provide a reasonable initial representation for our data-collection algorithm to start.

Below we present our algorithm. We first provide a baseline, called *TopoCC*. It collects clean data only using the largest connected component. However, this is insufficient due to the imperfect representation. Next, we present our main algorithm, called *TopoFilter*, that further “peels” the largest component and only keeps its core.

Our algorithm for data selection is as follows. Let v be the input data and x to be the latent feature given by network by taking input v , we probe the spatial data distributions by building a k -nearest neighbor (KNN) graph G upon x . From G we further derive the subgraph G_i for class i by removing the vertices belonging to other classes and their associated edges. On each G_i , we find the largest connected component Q_i and consider the data belonging to Q_i as clean. Eventually we have a collection of potentially clean data $C = \cup_i Q_i$. Intuitively, the clean data will be regularly and densely distributed in the feature space. They will form a salient topological structure (connected component), which could thus be captured by the algorithm. Plugging this data-collection procedure into our joint training algorithm gives the baseline *TopoCC*.

However, simply relying on connected components is insufficient; the geometry and thus connectivity of the data is not fully reliable due to the imperfect representation. In particular, near the outer most layer of the largest connected component, the data can easily be corrupted. We need to remove these data in order to improve the purity of the selected data. In particular, for a given sample x belonging to one of the largest connected components S_i , with label \tilde{y} , find its k -nearest neighbors $KNN(x)$ from S (the union of largest components for each class). Then we consider x as clean if at least a fraction ζ of its neighbors have the same label \tilde{y} . As is illustrated in Section 2.1 and Section 3, this additional filtering of the largest component, called the ζ -filtering, is essential to the success of our method. We name this method *TopoFilter*. Details are in Algorithm 1. In practice, we observe that our algorithm is insensitive to the choice of ζ . More empirical study can be found in the supplementary material. At the end of this section, we will provide details on how to choose ζ based on the theory.

2.1 Theoretical Guarantee of the Algorithm

Next we provide a detailed analysis of our method. We show that after running our algorithm once, the collected data are *pure*, i.e., have high probability to be clean (Theorem 1). Meanwhile, we prove that the algorithm collects *abundant* clean data, i.e., a sufficiently large amount of clean data (Theorem 2). Both theorems are critical in ensuring we train a high-quality model despite the label noise. Note that our theoretical results are one-shot. We leave the convergence result as future work.

Algorithm 1 TopoFilter

- 1: **Input:** Noisy training data \mathcal{S} , milestone m , training epochs N , number of classes Γ , number of neighbors k , filtering parameter ζ
- 2: **Output:** Collected clean data C
- 3: Initialize $C \leftarrow \emptyset, \hat{\mathcal{S}} \leftarrow \mathcal{S}$
- 4: **for** $t = 1, \dots, N$ **do**
- 5: Train network on $\hat{\mathcal{S}}$
- 6: **if** $t \geq m$ **then**
- 7: Extract feature vectors \mathbf{x} from training data \mathcal{S}
- 8: Compute k -NN graph G over \mathbf{x}
- 9: **for** $i = 1, \dots, \Gamma$ **do**
- 10: Construct subgraph G_i by selecting feature vectors $\mathbf{x}^{(i)}$ from i -th class and removing all edges associated with $\mathbf{x}^{(j)}$ for $j \neq i$
- 11: Compute the largest connected component Q_i over G_i
- 12: $C \leftarrow C \cup Q_i$
- 13: **end for**
- 14: Find outliers O within C based on ζ -filtering; update $C \leftarrow C \setminus O$
- 15: $\hat{\mathcal{S}} \leftarrow C$
- 16: **end if**
- 17: **end for**

We first introduce notations. Next, we present the purity and abundancy theorems respectively. Due to space constraints, we mainly present the theorems and their intuitions. Details of the proofs can be found in the supplemental material.

Notations. We focus on binary classification. Assume that the data points and labels lie in $\mathcal{X} \times \mathcal{Y}$, where the feature space $\mathcal{X} \subset \mathbb{R}^d$ and label space $\mathcal{Y} = \{0, 1\}$. A datum x and its true label y follow a distribution $F \sim \mathcal{X} \times \mathcal{Y}$. Let $f(\mathbf{x}) := \sum_{i \in \{0,1\}} F(\mathbf{x}, i)$ be the density at \mathbf{x} . Denote by \tilde{y} the observed (potentially noisy) label. Due to label noise, label $y = i$ is flipped to $\tilde{y} = j$ with probability τ_{ij} and is assumed to be independent of \mathbf{x} .

Let $\mathbf{X} \subset \mathcal{X}$ be the finite set of features in the data sample, and let $G(\mathbf{X}, k)$ be the mutual k -nearest neighbor graph on \mathbf{X} using the Euclidean metric on \mathcal{X} , whose edge set $E = \{(\mathbf{x}_1, \mathbf{x}_2) \in \mathbf{X} \times \mathbf{X} \mid \mathbf{x}_1 \in KNN(\mathbf{x}_2) \text{ or } \mathbf{x}_2 \in KNN(\mathbf{x}_1)\}$. Also, $\forall i \in \{0, 1\}$, let $G_i(\mathbf{X}, k)$ be the induced subgraph of $G(\mathbf{X}, k)$ consisting only of vertices $\mathbf{x} \in \mathbf{X}$ with label $\tilde{y}(\mathbf{x}) = i$.

Let $\eta_i(\mathbf{x}) = P(y = i \mid \mathbf{x})$ and $\tilde{\eta}_i(\mathbf{x}) = P(\tilde{y} = i \mid \mathbf{x})$ be the conditional probability of the clean and noisy labels given a feature \mathbf{x} , respectively. Since this is binary setting, we have $\eta_i(\mathbf{x}) = 1 - \eta_{1-i}(\mathbf{x})$ and $\tilde{\eta}_i(\mathbf{x}) = 1 - \tilde{\eta}_{1-i}(\mathbf{x})$. Since $\tilde{\eta}_i(\mathbf{x}) = \tau_{1-i,i}\eta_{1-i}(\mathbf{x}) + \tau_{i,i}\eta_i(\mathbf{x})$, these probabilities satisfy a linear relationship. $\tilde{\eta}_i(\mathbf{x}) = (1 - \tau_{01} - \tau_{10})\eta_i(\mathbf{x}) + \tau_{1-i,i}$, $\forall i \in \{0, 1\}$. Define the superlevel set $L(t) = \{\mathbf{x} \mid \max(\eta_1(\mathbf{x}), \eta_0(\mathbf{x})) \geq t\}$, and let $\mu(L(t))$ be the probability measure of $L(t)$. Lastly, the indicator function $I_A(\mathbf{x}) = 1$ if $\mathbf{x} \in A$ and $I_A(\mathbf{x}) = 0$ otherwise.

Consider an algorithm \mathcal{A} that takes as input a random sample of size n , $S_n = \{(\mathbf{x}_i, \tilde{y}(\mathbf{x}_i))\}_{i=1}^n$. The set of features of the data is $\mathbf{X} = \{\mathbf{x}_i\}_{i=1}^n \subset \mathcal{X}$. Algorithm \mathcal{A} then outputs $\cup_{i \in \{0,1\}} C_i$, where $C_i \subseteq \mathbf{X}_i := \{\mathbf{x} : \tilde{y}(\mathbf{x}) = i\}$ is the claimed ‘‘clean’’ set for label i .

Definition 1. (Purity) We define two kinds of purity of \mathcal{A} on S_n . One captures the worst-case behavior of the algorithm, while the other captures the average-case behavior.

1. **Minimum Purity** $\ell_{S_n, \mathcal{A}} := \min_{i \in \{0,1\}} \min_{\mathbf{x} \in C_i} P(y = i \mid \tilde{y} = i, \mathbf{x}) = \min_{i \in \{0,1\}} \min_{\mathbf{x} \in C_i} \tau_{ii} \frac{\eta_i(\mathbf{x})}{\tilde{\eta}_i(\mathbf{x})}$.

2. **Average Purity** $\ell'_{S_n, \mathcal{A}} := \sum_{i \in \{0,1\}} \mathbb{E}_{\mathbf{x} \in C_i} [P(y = i \mid \tilde{y} = i, \mathbf{x})] = \sum_{i \in \{0,1\}} \frac{1}{|C_i|} \sum_{\mathbf{x} \in C_i} \tau_{ii} \frac{\eta_i(\mathbf{x})}{\tilde{\eta}_i(\mathbf{x})}$.

We define the following three sets, which form a partition of \mathcal{X} :

$$\begin{aligned} A_i^+ &= \left\{ \mathbf{x} : \tilde{\eta}_i(\mathbf{x}) > \max\left(\frac{1}{2}, \frac{1+\tau_{i,1-i}-\tau_{1-i,i}}{2}\right) \right\} = \left\{ \mathbf{x} : \eta_i(\mathbf{x}) > \max\left(\frac{1}{2}, \frac{1/2-\max(\tau_{10}, \tau_{01})}{2(1-\tau_{10}-\tau_{01})}\right) \right\}, \\ A_i^- &= \left\{ \mathbf{x} : \tilde{\eta}_i(\mathbf{x}) < \min\left(\frac{1}{2}, \frac{1+\tau_{i,1-i}-\tau_{1-i,i}}{2}\right) \right\} = \left\{ \mathbf{x} : \eta_i(\mathbf{x}) < \min\left(\frac{1}{2}, \frac{1/2-\max(\tau_{10}, \tau_{01})}{2(1-\tau_{10}-\tau_{01})}\right) \right\}, \\ A^b &= \mathcal{X} \setminus (A_i^+ \cup A_i^-). \end{aligned}$$

A_i^+ is the *good* region where clean Bayes classifier and noisy Bayes classifier have the same correct prediction i . Notice that $A_i^+ = A_{1-i}^-$. The whole idea of our algorithm is to collect as many points in A_i^+ as we can in region A_i^+ because those points are most likely to be clean. Meanwhile, the algorithm throws away uncertain points in the region A^b whose points are near to the decision boundary of Bayes classifier and are more likely to be corrupted.

Assumptions. To establish our theorems, we will assume the following reasonable conditions:

A1: $f(\mathbf{x})$ (the density on the feature space) has compact support.

A2: $\forall i \in \{0, 1\}$, $\eta_i(\mathbf{x})$ is continuous.¹

A3: $\forall i \in \{0, 1\}$, A_i^+ is a connected set.

A4: $\tau_{10}, \tau_{01} \in [0, \frac{1}{2}]$.

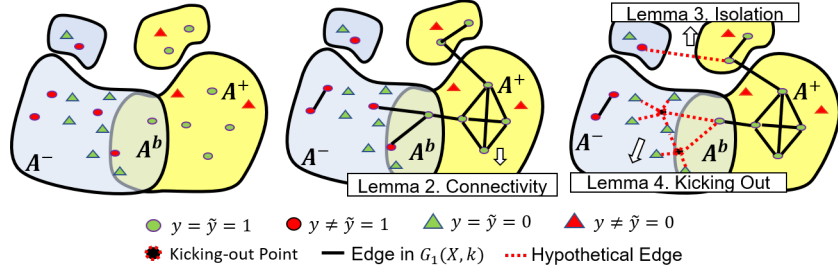


Figure 2: Algorithm illustration. Points from A_i^+ are all connected; points in $A_i^- \cup A^b$ are kicked out.

Denote by \mathcal{A}_0 the naive algorithm which takes input S_n and simply outputs $C_i = \mathbf{X}_i$ for $i = 0, 1$, i.e., does no processing and treats corrupted labels as clean. The purity of \mathcal{A}_0 is the “default” purity of the data set. Denote our algorithm with parameter ζ by \mathcal{A}_ζ . Let e be the natural constant.

Theorem 1. (Purity Guarantee) $\forall \delta > 0, \forall \zeta > \frac{1+|\tau_{10}-\tau_{01}|}{2}$, there exist $N(\delta, \zeta) > 0, c_1(\zeta) > 0, c_2 \in (0, \frac{e-1}{e})$, and an increasing function $g_1(\zeta) \in \left[\frac{[(2\zeta+1+|\tau_{10}-\tau_{01}|)-4 \max(\tau_{10}, \tau_{01})] \min(\tau_{11}, \tau_{00})}{(2\zeta+1+|\tau_{10}-\tau_{01}|)(1-\tau_{10}-\tau_{01})}, 1 \right]$ and function $g_2(\zeta) > 0$, such that $\forall n \geq N(\delta, \zeta), \forall q > 1$ and $\forall k \in [c_1(\zeta) \log^q n, c_2 n]$:

1. $P[(\ell_{S_n, \mathcal{A}_\zeta} - \ell_{S_n, \mathcal{A}_0}) > g_1(\zeta)] \geq 1 - \delta$, and
2. $P[(\ell'_{S_n, \mathcal{A}_\zeta} - \ell'_{S_n, \mathcal{A}_0}) > g_2(\zeta)] \geq 1 - \delta$.

Sketch of Proof. The complete proof is in the supplementary materials; here we provide a sketch and the main lemmas used to prove Theorem 1. Firstly, we show that for a given $t \in [0, 1)$, when the sample size n is large enough and the number of neighbors k is set to be $\Omega(\log^q(n))$, then all data points from $X_i(t) := L(t) \cap \mathbf{X}_i$ will be connected in $G_i(\mathbf{X}, k)$.

Lemma 1. (Connectivity). $\forall \delta > 0$ and $\forall t \in [0, 1)$, there exist $N(\delta, t) > 0$, and $c_1(t) > 0$ such that $\forall n \geq N(\delta, t), \forall q > 1, \forall k > c_1(t) \log^q(n)$ and $\forall i \in \{0, 1\}$, $X_i(t)$ is connected in $G_i(\mathbf{X}, k)$ with probability at least $1 - \delta$.

Let $\zeta' = \frac{1}{2} \left(\zeta + \frac{1+|\tau_{10}-\tau_{01}|}{2} \right)$. Notice that because $\zeta > \frac{1+|\tau_{10}-\tau_{01}|}{2}$, $\zeta > \zeta'$ and $L(\zeta) \subset L(\zeta') \subset A_i^+$. Next we prove that when k is not too large, there will be no points in $A_i^+ \cap L(\zeta)$ that have an edge to a point in $L(\zeta')^c$, where $L(\zeta')^c$ is the complement of $L(\zeta')$. Let $\overline{L(\zeta')^c}$ be the closure of $L(\zeta')^c$, and denote $\mathbf{X}_i^c(\zeta') := \overline{L(\zeta')^c} \cap \mathbf{X}_i$. Define $r_0^i = \min \|\mathbf{x}_1^i - \mathbf{x}_2^i\|$ for $\mathbf{x}_1^i \in X_i(\zeta)$ and $\mathbf{x}_2^i \in X_i^c(\zeta')$. Also observe that A_i^+, A_i^- and A^b form a partition of the domain, which along with the assumption A1 of compact support implies that $r_0 > 0$. Let V_d to be the volume of d -dimensional

¹This is a significantly weaker conditions on η_i than is assumed in many prior works on KNN classifiers (such as Hölder continuous [3], Lipschitz continuous [13], etc.). This condition upper bounds the measure of region that is close to the decision boundary of Bayes decision rule. This assumption is also adopted in [7, 4, 34] and is reasonably well accepted.

unit ball. Let $p_\zeta^{(i)} = \min_{\mathbf{x} \in L(\zeta) \cap A_i^+} f(\mathbf{x}) V_d(r_0^i)^d$ and $p_{\zeta'}^{(i)} = \inf_{\mathbf{x} \in L(\zeta')^c \cap A_i^{+c}} f(\mathbf{x}) V_d(r_0^i)^d$. Since $f(\mathbf{x})$ has compact support, $p_\zeta^{(i)} > 0$ and $p_{\zeta'}^{(i)} > 0$.

Lemma 2. (Isolation). $\forall \delta > 0, \forall \zeta > \frac{1+|\tau_{10}-\tau_{01}|}{2}$, there exists $N(\zeta, \delta) > 0$ and $c_2 \in (0, \frac{e-1}{e})$ such that $\forall n \geq N(\zeta, \delta), \forall k < c_2 \min_{i \in \{0,1\}} \min(p_\zeta^{(i)}, p_{\zeta'}^{(i)}) (n-1) + 1$ and $\forall i \in \{0, 1\}$:

$$P(\#edge = (u, v) \in G_i(\mathbf{X}, k) : u \in \mathbf{X}_i(\zeta), v \in \mathbf{X}_i^c(\zeta')) \geq 1 - \delta.$$

Then we show after the ζ -filtering step, with large probability there will be no points from $L(\zeta')^c$ in our final set. Denote $C^{(i)}(\zeta)$ to be the data of type i finally kept by the algorithm using parameter ζ .

Lemma 3. (ζ -filtering). $\forall \delta > 0$ and $\zeta \in (\frac{1+|\tau_{10}-\tau_{01}|}{2}, 1)$, there exists $N(\zeta, \delta) > 0$ and $c_3(\zeta) > 0$, such that $\forall n \geq N(\zeta, \delta), k > c_3(\zeta) \log(2n/\delta)$ and $\forall i \in \{0, 1\}$:

$$P(C^{(i)}(\zeta) \cap L(\zeta')^c = \emptyset) \geq 1 - \delta.$$

To obtain Theorem 1, we combine the above lemmas as follows. The minimum purity of a data point retained by our algorithm is lower bounded by the purity of a point in the level set $\{x : \tilde{\eta}(x) = \zeta'\}$, which followed by algebraic calculation gives us the first part of the theorem. For the second part of the theorem, we need to calculate the average purity for our algorithm, which requires a more involved integral calculation over $L(\zeta')$. The complete proof is in the supplementary materials.

Our next theorem (proof in supplementary materials) gives a lower bound on the number of points that will be eventually kept by our algorithm \mathcal{A}_ζ . As we will see, there will be a trade off between the size of the retained set and its purity. A larger ζ will result in smaller connected component but higher purity, while small ζ gives large connected component but lower purity.

Theorem 2. (Abundancy) Let $n_c = \# \{\bigcup_i C^{(i)}(\zeta)\}$. Then $\forall \delta > 0, \forall \zeta > \frac{1+|\tau_{10}-\tau_{01}|}{2}, \forall \epsilon > 0$, there exist constants $c_1(\zeta) > 0, c_2 \in (0, \frac{e-1}{e})$ and $N(\delta, \zeta, \epsilon) > 0$, such that $\forall n \geq N(\delta, \zeta, \epsilon)$, and $\forall k \in [c_1(\zeta) \log^q n, c_2 n]$, we have $P[|n_c/n - \mu(L(\zeta))| \leq \epsilon] \geq 1 - \delta$.

Remark on choosing ζ : In the beginning epochs, because of the corruption of the distribution, one does not expect high confidence in the network classifier. In order to guarantee a minimum level of purity, we set ζ to be high, say 3/4. While in these rounds the purity is high and the abundancy is lower bounded, we still want to increase abundancy further. In the later epochs, after training on this clean(er) data, we develop more confidence in our network classifier, and hence we reduce ζ , letting ζ go to $(1/2 + \epsilon)$ for a very small $\epsilon > 0$, which corresponds to collecting data from the boundary region of the Bayesian classifier. More discussion can be found in the supplemental material.

3 Experiments

Synthetic datasets. We test the proposed method on CIFAR-10 and CIFAR-100, which are popularly used for the study of label noise. We preprocess each image by normalizing it with the training set mean and standard deviation. For each of the datasets, we split 20% from the training set as validation data. The validation set could be noisy or clean, whereas we only use clean testing data. We employ ResNet-18 [17] as the experimental network, which achieves reasonable performance on the two datasets, with 92.0% and 70.4% test accuracies on CIFAR-10 and CIFAR-100, respectively. In the supplementary material, we provide additional results on the ModelNet40 [46] dataset, which offers a domain different from images.

Generating corrupted labels. Similar to [33], we artificially corrupt the labels by constructing the noise transition matrix T , where $T_{ij} = P(\tilde{y} = j | y = i) = \tau_{ij}$ defines the probability that a true label $y = i$ is flipped to j . Then for each sample with label i , we replace its label with the one sampled from the probability distribution given by the i -th row of matrix T . In this work, we consider two types of noise, both of which can be formulated using the transition matrices. (1) *Uniform flipping*: the true label i is corrupted uniformly to other classes, i.e., $T_{ij} = \tau/(C-1)$ for $i \neq j$, and $T_{ii} = 1 - \tau$, where τ is the constant noise level; (2) *Pair flipping*: the true label i is flipped to j or stays unchanged

Table 1: Test accuracies (%) on CIFAR-10 and CIFAR-100 under different noise types and fractions. The average accuracies and standard deviations over 5 trials are reported. We perform unpaired t -test (95% significance level) on the difference between the test accuracies, and observe the improvement due to our method over state-of-the-art methods is statistically significant for all noise settings.

Dataset	Method	Uniform Flipping				Pair Flipping		
		20%	40%	60%	80%	20%	30%	40%
CIFAR-10	Standard	85.7 ± 0.5	81.8 ± 0.6	73.7 ± 1.1	42.0 ± 2.8	88.0 ± 0.3	86.4 ± 0.4	84.9 ± 0.7
	Forgetting	86.0 ± 0.8	82.1 ± 0.7	75.5 ± 0.7	41.3 ± 3.3	89.5 ± 0.2	88.2 ± 0.1	85.0 ± 1.0
	Bootstrap	86.4 ± 0.6	82.5 ± 0.1	75.2 ± 0.8	42.1 ± 3.3	88.8 ± 0.5	87.5 ± 0.5	85.1 ± 0.3
	Forward	85.7 ± 0.4	81.0 ± 0.4	73.3 ± 1.1	31.6 ± 4.0	88.5 ± 0.4	87.3 ± 0.2	85.3 ± 0.6
	Decoupling	87.4 ± 0.3	83.3 ± 0.4	73.8 ± 1.0	36.0 ± 3.2	89.3 ± 0.3	88.1 ± 0.4	85.1 ± 1.0
	MentorNet	88.1 ± 0.3	81.4 ± 0.5	70.4 ± 1.1	31.3 ± 2.9	86.3 ± 0.4	84.8 ± 0.3	78.7 ± 0.4
	Co-teaching	89.2 ± 0.3	86.4 ± 0.4	79.0 ± 0.2	22.9 ± 3.5	90.0 ± 0.2	88.2 ± 0.1	78.4 ± 0.7
	Co-teaching+	89.8 ± 0.2	86.1 ± 0.2	74.0 ± 0.2	17.9 ± 1.1	89.4 ± 0.2	87.1 ± 0.5	71.3 ± 0.8
	IterNLD	87.9 ± 0.4	83.7 ± 0.4	74.1 ± 0.5	38.0 ± 1.9	89.3 ± 0.3	88.8 ± 0.5	85.0 ± 0.4
	RoG	89.2 ± 0.3	83.5 ± 0.4	77.9 ± 0.6	29.1 ± 1.8	89.6 ± 0.4	88.4 ± 0.5	86.2 ± 0.6
	PENCIL	88.2 ± 0.2	86.6 ± 0.3	74.3 ± 0.6	45.3 ± 1.4	90.2 ± 0.2	88.3 ± 0.2	84.5 ± 0.5
	GCE	88.7 ± 0.3	84.7 ± 0.4	76.1 ± 0.3	41.7 ± 1.0	88.1 ± 0.3	86.0 ± 0.4	81.4 ± 0.6
	SL	89.2 ± 0.5	85.3 ± 0.7	78.0 ± 0.3	44.4 ± 1.1	88.7 ± 0.3	86.3 ± 0.1	81.4 ± 0.7
	TopoCC	89.6 ± 0.3	86.0 ± 0.5	78.7 ± 0.5	43.0 ± 2.0	89.8 ± 0.3	87.3 ± 0.3	85.4 ± 0.4
TopoFilter	90.2 ± 0.2	87.2 ± 0.4	80.5 ± 0.4	45.7 ± 1.0	90.5 ± 0.2	89.7 ± 0.3	87.9 ± 0.2	
CIFAR-100	Standard	56.5 ± 0.7	50.4 ± 0.8	38.7 ± 1.0	18.4 ± 0.5	57.3 ± 0.7	52.2 ± 0.4	42.3 ± 0.7
	Forgetting	56.5 ± 0.7	50.6 ± 0.9	38.7 ± 1.0	18.4 ± 0.4	57.5 ± 1.1	52.4 ± 0.8	42.4 ± 0.8
	Bootstrap	56.2 ± 0.5	50.8 ± 0.6	37.7 ± 0.8	19.0 ± 0.6	57.1 ± 0.9	53.0 ± 0.9	43.0 ± 1.0
	Forward	56.4 ± 0.4	49.7 ± 1.3	38.0 ± 1.5	12.8 ± 1.3	56.8 ± 1.0	52.7 ± 0.5	42.0 ± 1.0
	Decoupling	57.8 ± 0.4	49.9 ± 1.0	37.8 ± 0.7	17.0 ± 0.7	60.2 ± 0.9	54.9 ± 0.1	47.2 ± 0.9
	MentorNet	62.9 ± 1.2	52.8 ± 0.7	36.0 ± 1.5	15.1 ± 0.9	62.3 ± 1.3	55.3 ± 0.5	44.4 ± 1.6
	Co-teaching	64.8 ± 0.2	60.3 ± 0.4	46.8 ± 0.7	13.3 ± 2.8	63.6 ± 0.4	58.3 ± 1.1	48.9 ± 0.8
	Co-teaching+	64.2 ± 0.4	53.1 ± 0.2	25.3 ± 0.5	10.1 ± 1.2	60.9 ± 0.3	56.8 ± 0.5	48.6 ± 0.4
	IterNLD	57.9 ± 0.4	51.2 ± 0.4	38.1 ± 0.9	15.5 ± 0.8	58.1 ± 0.4	53.0 ± 0.3	43.5 ± 0.8
	RoG	63.1 ± 0.3	58.2 ± 0.5	47.4 ± 0.8	20.0 ± 0.9	67.1 ± 0.6	65.6 ± 0.4	58.8 ± 0.1
	PENCIL	64.9 ± 0.3	61.3 ± 0.4	46.6 ± 0.7	17.3 ± 0.8	67.5 ± 0.5	66.0 ± 0.4	61.9 ± 0.4
	GCE	63.6 ± 0.6	59.8 ± 0.5	46.5 ± 1.3	17.0 ± 1.1	64.8 ± 0.9	61.4 ± 1.1	50.4 ± 0.9
	SL	62.1 ± 0.4	55.6 ± 0.6	42.7 ± 0.8	19.5 ± 0.7	59.2 ± 0.6	55.1 ± 0.7	44.8 ± 0.1
	TopoCC	64.1 ± 0.8	57.3 ± 1.6	45.1 ± 1.1	19.1 ± 0.6	66.3 ± 0.8	62.3 ± 0.9	58.3 ± 0.9
TopoFilter	65.6 ± 0.3	62.0 ± 0.6	47.7 ± 0.5	20.7 ± 1.2	68.0 ± 0.3	66.7 ± 0.6	62.4 ± 0.2	

with probabilities $T_{ij} = \tau$ and $T_{ii} = 1 - \tau$, respectively. Pair flipping is used to simulate the real mistakes made by human labelers on similar classes. For more details we refer the readers to [33].

Baselines. We compare the proposed method with the following representative approaches. (1) *Standard*, which is simply the standard deep network trained on noisy datasets; (2) *Forgetting* [2]; (3) *Bootstrap* [35]; (4) *Forward Correction* [33]; (5) *Decoupling* [27]; (6) *MentorNet* [21]; (7) *Co-teaching* [16]; (8) *Co-teaching+* [50]; (9) *IterNLD* [43]; (10) *RoG* [22]; (11) *PENCIL* [49]; (12) *GCE* [52]; (13) *SL* [44]. These methods are from different research directions.

We implement our method with PyTorch². For data selection, we compute the KNN graph with CUDA and calculate the largest connected component in C++: the overall computational cost per iteration is less than 1s on an Intel Xeon Gold 5218 CPU and a single NVIDIA RTX 4000 GPU. We use a batch size of 128 and train the networks for 180 epochs to ensure convergence. We train the network with Adam optimizer using its default parameters. The data selection is performed every 5 epochs. All experiments are randomly repeated 5 times, and the mean and standard deviation values are reported. All the methods use clean validation set for model selection. Note that, our method is robust to the validation set, as shown below.

Results. Table 1 shows the performance of different methods. We observe that TopoFilter consistently outperforms the competitive methods across different noise settings. This suggests the benefits of leveraging spatial pattern for label denoising. Notice that, although the posterior probabilities employed by a few works are closely related to the penultimate layer features used in our method, they intrinsically undergo a dimension reduction process and may lose some critical information. This would explain the superior performance of our method to some degree.

From Table 1 we also observe that simply using largest connected components (TopoCC) or spatial outliers (IterNLD) are less effective. This is because the data in the connected components could still

²Code is available at <https://github.com/pxiangwu/TopoFilter>

Table 2: Classification accuracy (%) on Clothing1M test set.

Method	Standard	Forward	D2L	Joint Opt.	PENCIL	MLNT	DY	GCE	SL	TopoFilter
Accuracy	68.94	69.84	69.47	72.23	73.49	73.47	71.00	69.75	71.02	74.10

contain noise, and thereby hurts the model performance eventually. Similarly, the outlier detection is not reliable as the noisy data could form a small cluster and thus do not appear to be outliers spatially, as illustrated in Fig. 1(a)(b).

Behavior analysis. In Fig. 3(a) we show the validation accuracy of TopoFilter on the two datasets with different noise settings. As is shown, the accuracy of TopoFilter does not drop throughout the training process. This indicates that our method filters out the noise successfully and stably. This is further confirmed in Fig. 3(b)-(e), where the collected data pool preserves high purity during training with its size approaching the limit steadily.

Parameter analysis. In Fig. 4(a) we show that TopoFilter is robust to the size and purity of validation set. Notably, it achieves almost the same performance even with noisy or small clean validation data. In Fig. 4(b)(c) we demonstrate that TopoFilter is insensitive to the parameters k_c and k_o , up to a wide range. Here k_c and k_o represent the parameters for computing the k -nearest neighbors in largest connected component and outlier detection, respectively. This is consistent with our theoretical findings in Section 2.1. In Fig. 4(d), we show that TopoFilter is robust to the feature dimensions. See supplementary material for more results.

Real-world corrupted dataset. To test the effectiveness of TopoFilter in real setting, we conduct experiments on the Clothing1M dataset [47]. This dataset consists of 1 million clothing images obtained from online shopping websites with 14 classes. The labels in this dataset are extremely noisy (with an estimate accuracy of 61.54%) and their structure is unknown. This dataset also provides 50k, 14k and 10k manually verified clean data for training, validation, and testing, respectively. Following [49, 39, 44], we evaluate the classification accuracy on the 10k clean data and do not use the 50k clean training data; similarly, we use a randomly sampled pseudo-balanced subset as the training set, which includes about 260k images. We use ResNet-50 with weights pre-trained on ImageNet and train the model with SGD. We set the batch size 32, learning rate 0.001, and preprocess the images following the same procedure in [49, 39, 44]. We train the model for 10 epochs and collect the clean data per epoch. The cost of computing k -nearest neighbors and connected components in data selection is about 25s.

We compare our method with the following ones: (1) *Standard*; (2) *Forward Correction* [33]; (3) *D2L* [25] (4) *Joint Optimization* [39]; (5) *PENCIL* [49]; (6) *MLNT* [23]; (7) *DY* [1]; (8) *GCE* [52]; (9) *SL* [44]. As is shown in Table 2, TopoFilter obtains the best performance compared to the baseline methods. This demonstrates its applicability to the real-world scenarios beyond the synthetic noise.

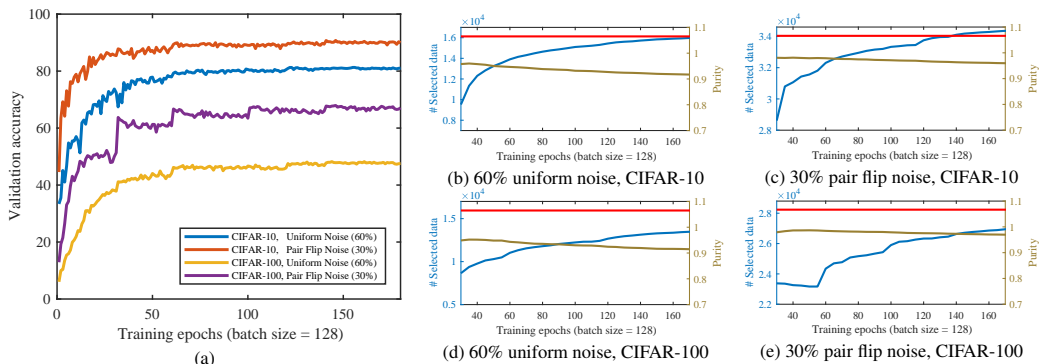


Figure 3: (a) Validation accuracies. (b-e) The size of selected data (the blue curve) and its purity (the brown curve). The red line denotes the upper-bound size of clean data.

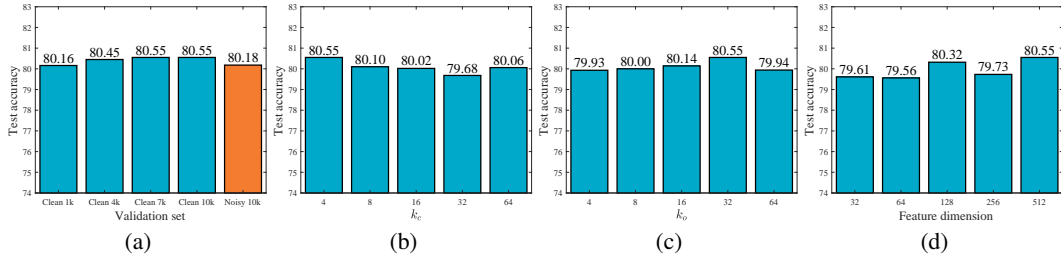


Figure 4: Parameter analysis: (a) validation set; (b) k_c ; (c) k_o ; (d) Feature dimension. We use uniform flipping noise (60%) and CIFAR-10. For each figure, we change one of the parameters while keeping the others fixed. (to $k_c = 4$, $k_o = 32$, feature dimension = 512, validation set = clean 10k).

4 Conclusion

We propose a novel method named TopoFilter for the learning with label noise. Our method leverages the topological property of the data in feature space, and jointly learns the data representation and collects the clean data during training. Theoretically, we show that TopoFilter is able to select the most of clean data with high confidence. Our empirical results on different datasets demonstrate the advantages of TopoFilter in improving the robustness of deep models to label noise.

We note that this paper only focuses on the connected components of the data in the latent representational space. In the future, we may extend the algorithm to a differentiable topological loss [9] based on the theory of persistent homology [11]. The theory has been shown to provide robust solution to learning problems such as weakly supervised learning [19], clustering [32, 8], and graph neural networks [53].

Broader Impact

Label noise is ubiquitous in real-world data. This noise may arise from the cheap but imperfect annotations, such as crowdsourcing and online queries. Moreover, even by human annotators, the data labeling process is still error-prone. Another typical source of noise is the data poisoning, where corruptions are intentionally injected into the labels. Training with noisy labels would severely deteriorate the performance of deep models, due to their strong memorization ability and overfitting on corrupted information [51, 2]. Therefore, limiting the adverse influence of noisy labels is of great practical significance and has gained increasing attention from the community.

In this work we attack the label noise from the perspective of data topology. Different from previous works which mostly inspect the sample losses or predicted posteriors, we show that the spatial behavior of the data could be well exploited, a point that has been largely ignored before. Importantly, in theory we prove that our topology-motivated method is able to exhaustively select the clean data with high probability. In this way we keep the network away from the negative influence of corrupted labels and promote the training healthily and steadily. Our method is simple yet with theoretical insights, and would provide contributions supplementary to the existing works. We believe it deserves the attention from the machine learning community.

Acknowledgement

Zheng and Chen’s research was partially supported by NSF CCF-1855760 and IIS-1909038. Wu and Metaxas’s research was partially supported by NSF CCF-1733843, IIS-1703883, CNS-1747778, IIS-1763523, IIS-1849238-825536 and MURI-Z8424104-440149. Goswami’s research was partially supported by NSF CRII-1755791 and CCF-1910873.

References

- [1] Eric Arazo, Diego Ortego, Paul Albert, Noel E O’Connor, and Kevin McGuinness. Unsupervised label noise modeling and loss correction. In *ICML*, 2019.

- [2] Devansh Arpit, Stanislaw K. Jastrzebski, Nicolas Ballas, David Krueger, Emmanuel Bengio, Maxinder S. Kanwal, Tegan Maharaj, Asja Fischer, Aaron C. Courville, Yoshua Bengio, and Simon Lacoste-Julien. A closer look at memorization in deep networks. In *ICML*, pages 233–242, 2017.
- [3] Dara Bahri, Heinrich Jiang, and Maya Gupta. Deep k-nn for noisy labels. *arXiv preprint arXiv:2004.12289*, 2020.
- [4] Mikhail Belkin, Daniel J Hsu, and Partha Mitra. Overfitting or perfect fitting? risk bounds for classification and regression rules that interpolate. In *NeurIPS*, 2018.
- [5] Haw-Shiuan Chang, Erik Learned-Miller, and Andrew McCallum. Active bias: Training more accurate neural networks by emphasizing high variance samples. In *NeurIPS*, pages 1002–1012, 2017.
- [6] Nontawat Charoenphakdee, Jongyeong Lee, and Masashi Sugiyama. On symmetric losses for learning from corrupted labels. In *ICML*, 2019.
- [7] Kamalika Chaudhuri and Sanjoy Dasgupta. Rates of convergence for the cluster tree. In *NeurIPS*, pages 343–351, 2010.
- [8] Frédéric Chazal, Leonidas J Guibas, Steve Y Oudot, and Primoz Skraba. Persistence-based clustering in riemannian manifolds. *Journal of the ACM (JACM)*, 60(6):1–38, 2013.
- [9] Chao Chen, Xiuyan Ni, Qinxun Bai, and Yusu Wang. A topological regularizer for classifiers via persistent homology. In *The 22nd International Conference on Artificial Intelligence and Statistics*, pages 2573–2582, 2019.
- [10] Pengfei Chen, Benben Liao, Guangyong Chen, and Shengyu Zhang. Understanding and utilizing deep neural networks trained with noisy labels. In *ICML*, 2019.
- [11] Herbert Edelsbrunner and John Harer. *Computational topology: an introduction*. American Mathematical Soc., 2010.
- [12] Benoît Frénay and Michel Verleysen. Classification in the presence of label noise: a survey. *IEEE Trans. Neural Netw. Learning Syst.*, 25(5):845–869, 2014.
- [13] Wei Gao, Bin-Bin Yang, and Zhi-Hua Zhou. On the resistance of nearest neighbor to random noisy labels. *arXiv preprint arXiv:1607.07526*, 2016.
- [14] Aritra Ghosh, Himanshu Kumar, and PS Sastry. Robust loss functions under label noise for deep neural networks. In *AAAI*, 2017.
- [15] Jacob Goldberger and Ehud Ben-Reuven. Training deep neural-networks using a noise adaptation layer. In *ICLR*, 2017.
- [16] Bo Han, Quanming Yao, Xingrui Yu, Gang Niu, Miao Xu, Weihua Hu, Ivor W. Tsang, and Masashi Sugiyama. Co-teaching: Robust training of deep neural networks with extremely noisy labels. In *NeurIPS*, pages 8536–8546, 2018.
- [17] Kaiming He, Xiangyu Zhang, Shaoqing Ren, and Jian Sun. Deep residual learning for image recognition. In *CVPR*, pages 770–778, 2016.
- [18] Dan Hendrycks, Mantas Mazeika, Duncan Wilson, and Kevin Gimpel. Using trusted data to train deep networks on labels corrupted by severe noise. In *NeurIPS*, pages 10477–10486, 2018.
- [19] Christoph Hofer, Roland Kwitt, Marc Niethammer, and Mandar Dixit. Connectivity-optimized representation learning via persistent homology. In *ICML*, pages 2751–2760. PMLR, 2019.
- [20] W Hu, Z Li, and D Yu. Simple and effective regularization methods for training on noisily labeled data with generalization guarantee. In *ICLR*, 2020.
- [21] Lu Jiang, Zhengyuan Zhou, Thomas Leung, Li-Jia Li, and Li Fei-Fei. Mentornet: Learning data-driven curriculum for very deep neural networks on corrupted labels. In *ICML*, pages 2309–2318, 2018.
- [22] Kimin Lee, Sukmin Yun, Kibok Lee, Honglak Lee, Bo Li, and Jinwoo Shin. Robust inference via generative classifiers for handling noisy labels. In *ICML*, 2019.
- [23] Junnan Li, Yongkang Wong, Qi Zhao, and Mohan S Kankanhalli. Learning to learn from noisy labeled data. In *CVPR*, pages 5051–5059, 2019.
- [24] Yuncheng Li, Jianchao Yang, Yale Song, Liangliang Cao, Jiebo Luo, and Li-Jia Li. Learning from noisy labels with distillation. In *ICCV*, pages 1928–1936, 2017.

- [25] Xingjun Ma, Yisen Wang, Michael E. Houle, Shuo Zhou, Sarah M. Erfani, Shu-Tao Xia, Sudanthi N. R. Wijewickrema, and James Bailey. Dimensionality-driven learning with noisy labels. In *ICML*, pages 3361–3370, 2018.
- [26] Markus Maier, Matthias Hein, and Ulrike Von Luxburg. Optimal construction of k-nearest-neighbor graphs for identifying noisy clusters. *Theoretical Computer Science*, 410(19):1749–1764, 2009.
- [27] Eran Malach and Shai Shalev-Shwartz. Decoupling" when to update" from" how to update". In *NeurIPS*, pages 960–970, 2017.
- [28] Aditya Krishna Menon, Ankit Singh Rawat, Sashank J Reddi, and Sanjiv Kumar. Can gradient clipping mitigate label noise? In *ICLR*, 2020.
- [29] Volodymyr Mnih and Geoffrey E. Hinton. Learning to label aerial images from noisy data. In *ICML*, 2012.
- [30] David F Nettleton, Albert Orriols-Puig, and Albert Fornells. A study of the effect of different types of noise on the precision of supervised learning techniques. *Artificial intelligence review*, 33(4):275–306, 2010.
- [31] Duc Tam Nguyen, Chaithanya Kumar Mummadi, Thi Phuong Nhung Ngo, Thi Hoai Phuong Nguyen, Laura Beggel, and Thomas Brox. Self: Learning to filter noisy labels with self-ensembling. In *ICLR*, 2020.
- [32] Xiuyan Ni, Novi Quadrianto, Yusu Wang, and Chao Chen. Composing tree graphical models with persistent homology features for clustering mixed-type data. In *ICML*, pages 2622–2631, 2017.
- [33] Giorgio Patrini, Alessandro Rozza, Aditya Krishna Menon, Richard Nock, and Lizhen Qu. Making deep neural networks robust to label noise: A loss correction approach. In *CVPR*, pages 2233–2241, 2017.
- [34] Xingye Qiao, Jiexin Duan, and Guang Cheng. Rates of convergence for large-scale nearest neighbor classification. In *NeurIPS*, 2019.
- [35] Scott Reed, Honglak Lee, Dragomir Anguelov, Christian Szegedy, Dumitru Erhan, and Andrew Rabinovich. Training deep neural networks on noisy labels with bootstrapping. In *ICLR Workshop*, 2014.
- [36] Mengye Ren, Wenyuan Zeng, Bin Yang, and Raquel Urtasun. Learning to reweight examples for robust deep learning. In *ICML*, pages 4331–4340, 2018.
- [37] Jun Shu, Qi Xie, Lixuan Yi, Qian Zhao, Sanping Zhou, Zongben Xu, and Deyu Meng. Meta-weight-net: Learning an explicit mapping for sample weighting. In *NeurIPS*, pages 1917–1928, 2019.
- [38] Sainbayar Sukhbaatar, Joan Bruna, Manohar Paluri, Lubomir Bourdev, and Rob Fergus. Training convolutional networks with noisy labels. In *ICLR Workshop*, 2014.
- [39] Daiki Tanaka, Daiki Ikami, Toshihiko Yamasaki, and Kiyoharu Aizawa. Joint optimization framework for learning with noisy labels. In *CVPR*, pages 5552–5560, 2018.
- [40] Sunil Thulasidasan, Tanmoy Bhattacharya, Jeff Bilmes, Gopinath Chennupati, and Jamal Mohd-Yusof. Combating label noise in deep learning using abstention. In *ICML*, 2019.
- [41] Arash Vahdat. Toward robustness against label noise in training deep discriminative neural networks. In *NeurIPS*, pages 5596–5605, 2017.
- [42] Andreas Veit, Neil Alldrin, Gal Chechik, Ivan Krasin, Abhinav Gupta, and Serge J. Belongie. Learning from noisy large-scale datasets with minimal supervision. In *CVPR*, pages 6575–6583, 2017.
- [43] Yisen Wang, Weiyang Liu, Xingjun Ma, James Bailey, Hongyuan Zha, Le Song, and Shu-Tao Xia. Iterative learning with open-set noisy labels. In *CVPR*, pages 8688–8696, 2018.
- [44] Yisen Wang, Xingjun Ma, Zaiyi Chen, Yuan Luo, Jinfeng Yi, and James Bailey. Symmetric cross entropy for robust learning with noisy labels. In *CVPR*, pages 322–330, 2019.
- [45] Xiang Wu, Ran He, Zhenan Sun, and Tieniu Tan. A light CNN for deep face representation with noisy labels. *IEEE Trans. Information Forensics and Security*, 13(11):2884–2896, 2018.

- [46] Zhirong Wu, Shuran Song, Aditya Khosla, Fisher Yu, Linguang Zhang, Xiaoou Tang, and Jianxiong Xiao. 3d shapenets: A deep representation for volumetric shapes. In *CVPR*, pages 1912–1920, 2015.
- [47] Tong Xiao, Tian Xia, Yi Yang, Chang Huang, and Xiaogang Wang. Learning from massive noisy labeled data for image classification. In *CVPR*, pages 2691–2699, 2015.
- [48] Yan Yan, Rómer Rosales, Glenn Fung, Ramanathan Subramanian, and Jennifer Dy. Learning from multiple annotators with varying expertise. *Machine learning*, 95(3):291–327, 2014.
- [49] Kun Yi and Jianxin Wu. Probabilistic end-to-end noise correction for learning with noisy labels. In *CVPR*, pages 7017–7025, 2019.
- [50] Xingrui Yu, Bo Han, Jiangchao Yao, Gang Niu, Ivor W Tsang, and Masashi Sugiyama. How does disagreement help generalization against label corruption? In *ICML*, 2019.
- [51] Chiyuan Zhang, Samy Bengio, Moritz Hardt, Benjamin Recht, and Oriol Vinyals. Understanding deep learning requires rethinking generalization. In *ICLR*, 2017.
- [52] Zhilu Zhang and Mert Sabuncu. Generalized cross entropy loss for training deep neural networks with noisy labels. In *NeurIPS*, pages 8778–8788, 2018.
- [53] Qi Zhao, Ze Ye, Chao Chen, and Yusu Wang. Persistence enhanced graph neural network. In *International Conference on Artificial Intelligence and Statistics*, pages 2896–2906, 2020.
- [54] Songzhu Zheng, Pengxiang Wu, Aman Goswami, Mayank Goswami, Dimitris Metaxas, and Chao Chen. Error-bounded correction of noisy labels. In *ICML*, 2020.

A Topological Filter for Learning with Label Noise

– Supplementary Material –

In this supplemental material, we first provide proofs of all the major theorems and lemmas in the main paper. Then we discuss the choice of hyper-parameters, mainly the ζ -filtering parameter ζ . We also discuss other relevant hyper-parameters. Finally, we provide additional results from the data domain different than images.

A Proofs of Purity and Abundancy of TopoFilter

We provide proofs of all theorems and lemmas in the main paper. For completeness, we restate all the definitions, theorems and lemmas. Theorem 1 provides guarantees for the purity of the selected data. Theorem 2 shows the abundancy, i.e., our algorithm collects sufficient amount clean data.

Background and Setting

For the convenience of the reader, we restate our notation here. Assume that the data points and labels lie in $\mathcal{X} \times \mathcal{Y}$, where the features $\mathcal{X} \subset \mathbb{R}^d$ and labels $\mathcal{Y} := [\mathcal{C}] := \{1, 2, 3, \dots, \mathcal{C}\}$. Assume the (data, true label) pairs follow some distribution $\mathcal{F} \sim \mathcal{X} \times \mathcal{Y}$. Let $f(\mathbf{x}) := \sum_{i \in [\mathcal{C}]} \mathcal{F}(\mathbf{x}, i)$ be the density at \mathbf{x} . Due to label noise, label $y = i$ is flipped to $\tilde{y} = j$ with probability τ_{ij} and is assumed to be independent of \mathbf{x} .

Let $\mathbf{X} \subset \mathcal{X}$ be the finite set of features in the data sample, and let $G(\mathbf{X}, k)$ be the mutual k -nearest neighbor graph on \mathbf{X} using the Euclidean metric on \mathcal{X} , whose edge set $E = \{(\mathbf{x}_1, \mathbf{x}_2) \in \mathbf{X}^2 \mid \mathbf{x}_1 \in KNN(\mathbf{x}_2) \text{ or } \mathbf{x}_2 \in KNN(\mathbf{x}_1)\}$. Also, $\forall i \in [\mathcal{C}]$, let $G_i(\mathbf{X}, k)$ be the induced subgraph of $G(\mathbf{X}, k)$ consisting only of vertices $\mathbf{x} \in \mathbf{X}$ with label $\tilde{y}(\mathbf{x}) = i$.

Let $\eta_i(\mathbf{x}) = P(y = i \mid \mathbf{x})$ and $\tilde{\eta}_i(\mathbf{x}) = P(\tilde{y} = i \mid \mathbf{x})$ be the clean and noisy posterior probability of labels given a feature \mathbf{x} , respectively. For simplicity, we focus on the binary label case for now. Then for $i \in \{0, 1\}$, these two probabilities are related by $\tilde{\eta}_i(\mathbf{x}) = (1 - \tau_{01} - \tau_{10})\eta_i(\mathbf{x}) + \tau_{1-i,i}$. Define the super level set $L(t) = \{\mathbf{x} \mid \max(\eta_1(\mathbf{x}), \eta_0(\mathbf{x})) \geq t\}$. For binary case, we have a partition of the space:

$$\begin{aligned} A_i^+ &= \left\{ \mathbf{x} : \tilde{\eta}_i(\mathbf{x}) > \max\left(\frac{1}{2}, \frac{1+\tau_{i,1-i}-\tau_{1-i,i}}{2}\right) \right\} = \left\{ \mathbf{x} : \eta_i(\mathbf{x}) > \max\left(\frac{1}{2}, \frac{1/2-\max(\tau_{10}, \tau_{01})}{2(1-\tau_{10}-\tau_{01})}\right) \right\}, \\ A_i^- &= \left\{ \mathbf{x} : \tilde{\eta}_i(\mathbf{x}) < \min\left(\frac{1}{2}, \frac{1+\tau_{i,1-i}-\tau_{1-i,i}}{2}\right) \right\} = \left\{ \mathbf{x} : \eta_i(\mathbf{x}) < \min\left(\frac{1}{2}, \frac{1/2-\max(\tau_{10}, \tau_{01})}{2(1-\tau_{10}-\tau_{01})}\right) \right\}, \\ A^b &= \mathcal{X} \setminus (A_i^+ \cup A_i^-). \end{aligned}$$

We also restate the definition of purity here. Consider an algorithm \mathcal{A} that takes as input a random sample of size n , $S_n = \{(\mathbf{x}_i, \tilde{y}(\mathbf{x}_i))\}_{i=1}^n$, and let $\mathbf{X} := \{\mathbf{x}_i\}_{i=1}^n \subset \mathcal{X}$. Algorithm \mathcal{A} then outputs $\cup_{i \in \{0,1\}} C^{(i)}$, where $C^{(i)} \subseteq \mathbf{X}_i := \{\mathbf{x} : \tilde{y}(\mathbf{x}) = i\}$ is the claimed ‘‘clean’’ set for label i .

Definition 1 (Purity). We define two kinds of purity of \mathcal{A} on S_n . One captures the worst-case behavior of the algorithm, while the other captures the average-case behavior.

1. Minimum Purity $\ell_{S_n, \mathcal{A}} := \min_{i \in \{0,1\}} \min_{\mathbf{x} \in C^{(i)}} P(y = i \mid \tilde{y} = i, \mathbf{x}) = \min_{i \in \{0,1\}} \min_{\mathbf{x} \in C^{(i)}} \tau_{ii} \frac{\eta_i(\mathbf{x})}{\tilde{\eta}_i(\mathbf{x})}$.

$$2. \text{ Average Purity } \ell'_{S_n, \mathcal{A}} := \sum_{i \in \{0,1\}} \frac{1}{|C^{(i)}|} \sum_{\mathbf{x} \in C^{(i)}} \tau_{ii} \frac{\eta_i(\mathbf{x})}{\bar{\eta}_i(\mathbf{x})}.$$

Assumption.

- **A1:** $f(\mathbf{x})$ (the density on the feature space) has compact support.
- **A2:** $\forall i \in \{0, 1\}, \eta_i(\mathbf{x})$ is continuous.
- **A3:** $\forall i \in \{0, 1\}, A_i^+$ is a connected set.
- **A4:** $\tau_{10}, \tau_{01} \in [0, \frac{1}{2})$

Denote by \mathcal{A}_0 the naive algorithm which takes input S_n and simply outputs $C^{(i)} = \mathbf{X}_i$ for $i = 0, 1$, i.e., does no processing and treats corrupted labels as clean. The purity of \mathcal{A}_0 is the “default” purity of the data set. Denote our algorithm with parameter ζ by \mathcal{A}_ζ . Let $\zeta' = \frac{1}{2} \left(\zeta + \frac{1+|\tau_{10}-\tau_{01}|}{2} \right)$, and e be the natural constant.

Theorem 1 (Purity Guarantee). $\forall \delta > 0, \forall \zeta > \frac{1+|\tau_{10}-\tau_{01}|}{2}$ and $\forall q > 1$, there exist $N(\delta, \zeta, q) > 0, c_1(\zeta) > 0$, constant $c_2 \in (0, \frac{e-1}{e})$, and an increasing function $g_1(\zeta) \in \left[\frac{[2\zeta+1+|\tau_{10}-\tau_{01}|-4 \max(\tau_{10}, \tau_{01})] \min(\tau_{11}, \tau_{00})}{[2\zeta+1+|\tau_{10}-\tau_{01}|](1-\tau_{10}-\tau_{01})}, 1 \right]$ and function $g_2(\zeta) > 0$, such that $\forall n \geq N$ and $\forall k \in [c_1(\zeta) \log^q n, c_2 n]$:

1. $P \left[(\ell_{S_n, \mathcal{A}_\zeta} - \ell_{S_n, \mathcal{A}_0}) > g_1(\zeta) \right] \geq 1 - \delta$, and
2. $P \left[(\ell'_{S_n, \mathcal{A}_\zeta} - \ell'_{S_n, \mathcal{A}_0}) > g_2(\zeta) \right] \geq 1 - \delta$.

To proceed, we first state a lemma from [1] that we use. This lemma shows that certain lower (upper) bounds on the true density in a ball imply lower (upper) bounds on the empirical density of a ball. We mention that we will also use certain proof techniques from [2] that are help to analyze clustering using KNN.

Lemma 0 (Lemma 7 in (Kamalika et al., 2010)). *Assume $k \geq d \log n$ and fix some $\delta > 0$. Then there exists a constant c_0 such that with probability $1 - \delta$, every ball $B \subset R^d$ satisfies the following conditions:*

$$\begin{aligned} P(B) \geq \frac{2C_0 \log(2/\delta) \log n}{n} &\implies P_n(B) > 0 \\ P(B) \geq \frac{k}{n} + \frac{2C_0 \log 2/\delta}{n} \sqrt{kd \log n} &\implies P_n(B) > \frac{k}{n} \\ P(B) \leq \frac{k}{n} - \frac{2C_0 \log 2/\delta}{n} \sqrt{kd \log n} &\implies P_n(B) < \frac{k}{n} \end{aligned}$$

Here $f_n(B) = \frac{|X_n \cap B|}{n}$ is the empirical mass of B , while $f(B) = \int_{\mathbf{x} \in B} f(\mathbf{x}) d\mathbf{x}$ is its true mass.

For more detail about this Lemma, please refer to [1]. Using Lemma 0, we can show that by picking certain k and n , all data point from region $L(\zeta)$ connected in the symmetric KNN graph.

Define for $i \in \{0, 1\}, \mathbf{X}_i(t) = L(t) \cap \mathbf{X}_i$.

Lemma 1 (Connectivity). $\forall \delta > 0, \forall t \in [0, 1)$, there exist constants $N(\delta, t) > 0$, and $c_1(t) > 0$ such that $\forall n \geq N(\delta, t), \forall i \in \{0, 1\}, \forall q > 1$, and $\forall k > c_1(t) \log^q(n)$, $\mathbf{X}_i(t)$ is connected in $G_i(\mathbf{X}, k)$ with probability at least $1 - \delta$.

Proof. We first develop some notation. Let V_d be the volume of the unit d-dimensional ball. Let $\mu_s(r) = V_d r^d \min_{i \in \{0,1\}} \min_{\mathbf{x} \in L(t) \cap A_i^+} [p_{ii}(\mathbf{x}) + p_{1-i,i}(\mathbf{x})]$ and $\mu_l(r) = V_d (2r)^d \max_{i \in \{0,1\}} \max_{\mathbf{x} \in L(t) \cap A_i^+} f(\mathbf{x})$.

Fix any $\delta > 0$. We will prove the lemma by showing that there exist $C_0 > 0$, $N(\delta, t) > 0$ and $r \in \left(0, \left(\frac{\log^q n}{n}\right)^{1/d}\right]$, $q > 1$ such that $\forall n \geq N(\delta, t)$

$$\begin{aligned}\mu_s(r) &\geq \frac{2C_0 \log 4/\delta \log n}{n}, \text{ and} \\ \mu_l(r) &\leq \frac{k}{n} - \frac{2C_0 \log 4/\delta}{n} \sqrt{kd \log n}, \text{ and} \\ k &> \max\left(d \log n, 4dC_0^2 \log^2(4/\delta) \log n + \frac{2\mu_l(r)}{r^d}\right).\end{aligned}$$

As a consequence, we will conclude that with probability at least $1 - \delta$, we have $X_i(t)$ is connected in $G_i(\mathbf{X}, k)$.

Since $f(\mathbf{x})$ has compact support, $L(t) = \left\{\mathbf{x} \mid \max_{i \in \{0,1\}} \eta_i(\mathbf{x}) \geq t\right\}$ is a closed subset of the domain.

Then $L(t)$ is compact. For $\forall r \in \left(0, \left(\frac{\log^q n}{n}\right)^{1/d}\right]$, we have $L(t) \subset \bigcup_{j=1}^m B_j(r)$. From now, we fix some $r \in \left(0, \left(\frac{\log^q n}{n}\right)^{1/d}\right]$.

For a data point \mathbf{x} , its KNN radius is the distance to its k th nearest neighbor. Define R^* to be the minimum KNN radius for any $\mathbf{x} \in X_i(t)$, and further define two events E_1 and E_2 as:

$$\begin{aligned}E_1 &= \{\exists \mathbf{x} \in \mathbf{X} \cap B_j(r), \tilde{y} = i, \forall j \in [m]\} \\ E_2 &= \{R^* > 2r\}\end{aligned}$$

Then for the statement $E = \{X_i(t) \text{ is connected}\}$ we have $E_1 \cap E_2 \subset E$ and thus $f(E) \geq f(E_1 \cap E_2) = 1 - f(E_1^c \cup E_2^c) \geq 1 - f(E_1^c) - f(E_2^c)$. This is true because for every $B(r)$ we will see at least one type i point. But for every $B(2r)$ we will have fewer than k points, which implies that all these points will be the nearest neighbor of each other in $B(2r)$. For a $2r$ diameter of $B(2r)$, we can juxtapose two $B(r)$ with the diameter pass both of their center. Within each of these two $B(r)$, we will see at least one type- i point (See Fig 1). Thus $E_1 \cap E_2$ implies $\bigcup_{j=1}^m B_j(r)$ is connected, which then implies E .

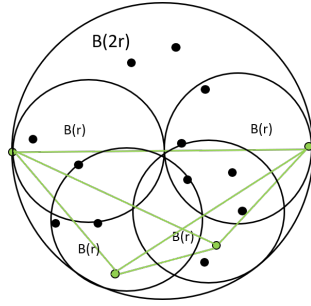


Figure 1: Demonstration for $E_1 \cap E_2 \rightarrow E$. Green points are type i points. Every points in the large ball are KNN to each other, since the maximum KNN radius is larger than $2r$.

Suppose there are d -dimensional balls B_s and B_l whose measure are μ_s and μ_l separately. We can pick proper n and k such that conditions in Lemma 0 will be satisfied :

$$\begin{aligned}P(B_s) &\geq \frac{2C_0 \log 4/\delta \log n}{n} &\implies P_n(B_s) > 0 \\ P(B_l) &\leq \frac{k}{n} - \frac{2C_0 \log 4/\delta}{n} \sqrt{kd \log n} &\implies P_n(B_l) < \frac{k}{n}\end{aligned}$$

To see this, we could first pick large n , such that the first inequality is fulfilled. Then we increase k (the RHS of inequality 2 is increasing with respect to k for fixed n and for $k > \frac{4C_0^2 \log^2(4/\delta) d \log n}{2}$) such that the second inequality is fulfilled. The desired k should be:

$$k > \left[\frac{2C_0 \log(4/\delta) \sqrt{d \log n} + \sqrt{4C_0^2 \log^2(4/\delta) d \log n + 2n\mu_l}}{2} \right]^2$$

We observe that $k > 4dC_0^2 \log(4/\delta)^2 \log n + 2n\mu_l(r)$ satisfies the above inequality.

We note that $2n\mu_l(r) = 2nV_d r^d \max_{i \in \{0,1\}} \max_{\mathbf{x} \in L(t) \cap A_i^+} f(\mathbf{x})$, and because $r < \left(\frac{\log^q n}{n}\right)^{1/d}$, this is smaller than $2V_d \max_{i \in \{0,1\}} \max_{\mathbf{x} \in L(t) \cap A_i^+} f(\mathbf{x}) \log^q n$. As a result, if we set $k > 4dC_0^2 \log^2(4/\delta) \log n + 2V_d \max_{i \in \{0,1\}} \max_{\mathbf{x} \in L(t) \cap A_i^+} f(\mathbf{x}) \log^q n$, $\forall q > 1$, then this value of k satisfies the inequality for all r .

As a result, if we take $k > \max \left(d \log n, 4dC_0^2 \log^2(4/\delta) \log n + 2^{d+1} V_d \max_{\mathbf{x} \in L(t) \cap A_i^+} f(\mathbf{x}) \log^q n \right)$ $\forall q > 1$, then replacing δ by $\delta/2$ in Lemma 0, $P[E_1]$ and $P[E_2]$ are both at least $1 - \delta/2$. Thus $f(E) > 1 - f(E_1^c) - f(E_2^c) > 1 - P[P_n(B_s) \leq 0] - P[P_n(B_l) \geq \frac{k}{n}] \geq 1 - \delta$, completing the proof. \square

We also restate notations that needed by Lemma 2 here. Remember that $\zeta' = \frac{1}{2} \left(\zeta + \frac{1+|\tau_{10}-\tau_{01}|}{2} \right)$. Define $\mathbf{X}_i^c(\zeta') := \overline{L(\zeta')^c} \cap \mathbf{X}_i$. Define $r_0^{(i)} = \min \|\mathbf{x}_1^{(i)} - \mathbf{x}_2^{(i)}\|$ for $\mathbf{x}_1^{(i)} \in X_i(\zeta)$ and $\mathbf{x}_2^{(i)} \in X_i^c(\zeta')$. Let V_d be the volume of d -dimensional unit ball. Let $p_\zeta^{(i)} := \min_{\mathbf{x} \in L(\zeta) \cap A_i^+} f(\mathbf{x}) V_d (r_0^{(i)})^d$ and $p_{\zeta'}^{(i)} := \min_{\mathbf{x} \in L(\zeta')^c \cap A_i^{+c}} f(\mathbf{x}) V_d (r_0^{(i)})^d$. Since $f(\mathbf{x})$ has compact support, A_i^{+c} is closed and $L(\zeta')^c \subset A_i^{+c}$, then $p_\zeta^{(i)} > 0$ and $p_{\zeta'}^{(i)} > 0$.

Let $K(p \| q)$ be the KL divergence between distribution p and q .

Lemma 2 (Isolation). $\forall \delta > 0, \forall \zeta > \frac{1+|\tau_{10}-\tau_{01}|}{2}$, there exists constant $c_2 \in (0, \frac{e-1}{e})$, $N(\delta, \zeta) > 0$ such that $\forall n \geq N(\delta, \zeta), \forall k < c_2(\zeta) \left[\min_{i \in \{0,1\}} \min(p_\zeta^{(i)}, p_{\zeta'}^{(i)}) (n-1) \right] + 1$ and $\forall i \in \{0,1\}$:

$$P(\#edge = (u, v) \in G_i(\mathbf{X}, k) : u \in \mathbf{X}_i(\zeta), v \in \mathbf{X}_i^c(\zeta')) \geq 1 - \delta.$$

Proof. Let E be the event $\{\#edge = (u, v) \in G_i(\mathbf{X}, k) : u \in \mathbf{X}_i(\zeta), v \in \mathbf{X}_i^c(\zeta')\}$. Let $R(\mathbf{x})$ be the nearest neighbor radius of point \mathbf{x} , which is the distance from \mathbf{x} to its k th nearest neighbor. Then let $R_\zeta^* = \max_{i \in \{0,1\}} \max_{\mathbf{x} \in \mathbf{X}_i(\zeta)} R(\mathbf{x})$ and $R_{\zeta'}^* = \max_{i \in \{0,1\}} \max_{\mathbf{x} \in \mathbf{X}_i^c(\zeta')} R(\mathbf{x})$ separately. Let $r_0 = \min_{i \in \{0,1\}} r_0^{(i)}$. Let $p_\zeta = \min_{i \in \{0,1\}} p_\zeta^{(i)}$ and $p_{\zeta'} = \min_{i \in \{0,1\}} p_{\zeta'}^{(i)}$. Let $M_\zeta \sim \text{Bin}(n-1, p_\zeta)$ and $M_{\zeta'} \sim \text{Bin}(n-1, p_{\zeta'})$. Then:

$$P(E) \geq P(\{R_\zeta^* \leq r_0\} \cap \{\{R_{\zeta'}^* \leq r_0\}\}) \geq 1 - P(R_\zeta^* > r_0) - P(R_{\zeta'}^* > r_0) \quad (1)$$

$$\geq 1 - P\left(\bigcup_{\mathbf{x} \in \mathbf{X}_i(\zeta)} \{R(\mathbf{x}) > r_0\}\right) - P\left(\bigcup_{\mathbf{x} \in \mathbf{X}_i^c(\zeta')} \{R(\mathbf{x}) > r_0\}\right) \quad (2)$$

$$\geq 1 - n_\zeta \mu[L(\zeta)] P(M_\zeta \leq k-1) - n_{\zeta'} \mu[L(\zeta')^c] P(M_{\zeta'} \leq k-1) \quad (3)$$

$$\geq 1 - n_\zeta \mu[L(\zeta)] \exp\left\{- (n-1) K\left(\frac{k-1}{n-1} \parallel p_\zeta\right)\right\} - n_{\zeta'} \mu[L(\zeta')^c] \exp\left\{- (n-1) K\left(\frac{k-1}{n-1} \parallel p_{\zeta'}\right)\right\} \quad (4)$$

$$\geq 1 - n_\zeta \mu[L(\zeta)] \exp\left\{- (n-1) \left[\frac{(e-1)p_\zeta}{e} - \frac{k-1}{n-1}\right]\right\} - n_{\zeta'} \mu[L(\zeta')^c] \exp\left\{- (n-1) \left[\frac{(e-1)p_{\zeta'}}{e} - \frac{k-1}{n-1}\right]\right\} \quad (5)$$

$$\geq 1 - 2 \max(n_\zeta \mu[L(\zeta)], n_{\zeta'} \mu[L(\zeta')^c]) \exp\left\{- (n-1) \left[\frac{(e-1) \min(p_\zeta, p_{\zeta'})}{e} - \frac{k-1}{n-1}\right]\right\} \quad (6)$$

For inequality (3), we use Chernoff lower tail inequality again, which require $\frac{k-1}{n-1} < \min(p_\zeta, p_{\zeta'})$. Inequality (4) holds because $K\left(\frac{k-1}{n-1} \parallel p_\zeta\right) = \frac{k-1}{n-1} \ln\left(\frac{k-1}{p_\zeta(n-1)}\right) + \frac{n-k}{n-1} \ln\left(\frac{n-k}{(1-p_\zeta)(n-1)}\right) \geq \frac{k-1}{n-1} \ln\left(\frac{k-1}{p_\zeta(n-1)}\right) + p_\zeta - \frac{k-1}{n-1} \geq -\frac{p_\zeta}{e} + p_\zeta - \frac{k-1}{n-1} \geq \frac{(e-1)p_\zeta}{e} - \frac{k-1}{n-1}$. This is also true for $K\left(\frac{k-1}{n-1} \parallel p_{\zeta'}\right)$. The first inequality comes from the fact that $\ln(\mathbf{x}) \geq (\mathbf{x} - 1)/\mathbf{x}$. And the second inequality comes from the fact that $-\frac{p_\zeta}{e}$ is the minimizer of $\frac{k-1}{n-1} \ln\left(\frac{k-1}{p_\zeta(n-1)}\right)$ with respect to $\frac{k-1}{n-1}$.

Now let $c_2 < (e-1)/e$, and $k \leq c_2 \left[\min_{i \in \{0,1\}} \min(p_\zeta^{(i)}, p_{\zeta'}^{(i)}) (n-1) \right] + 1$ as in the statement of the lemma. Then we have that $\frac{(e-1) \min(p_\zeta, p_{\zeta'})}{e} - \frac{k-1}{n-1} \geq \left(\frac{e-1}{e} - c_2\right) \min(p_\zeta, p_{\zeta'})$ is independent of n . Then as $n \rightarrow \infty$, $\exp\left\{- (n-1) \left[\frac{(e-1) \min(p_\zeta, p_{\zeta'})}{e} - \frac{k-1}{n-1}\right]\right\} \rightarrow 0$, and thus $P[E] \rightarrow 1$. \square

Lemma 2 tells us, if k is properly set, $X_i(\zeta)$ and $X_i^c(\zeta')$ are separated. So the remaining cases for points in region $L(\zeta')^c$ are case where all its neighbors are located in $L(\zeta')^c$ and case where part of its neighbors are in $L(\zeta') \setminus L(\zeta)$. Next lemma will show, if we filter out points that don't have enough desired number of neighbors, we will guarantee there are no points in $L(\zeta')^c$ remaining in $\bigcup_{i \in \{0,1\}} C^{(i)}$.

Lemma 3 (ζ -filtering). $\forall \delta > 0$ and $\zeta \in \left(\frac{1+|\tau_{10}-\tau_{01}|}{2}, 1\right)$, there exists $N(\delta, \zeta) > 0$ and $c_3(\zeta) > 0$, such that $\forall n \geq N$, $k > c_3(\zeta) \log(2n/\delta)$ and $\forall i \in \{0, 1\}$ then:

$$P\left(C^{(i)}(\zeta) \cap L(\zeta')^c = \emptyset\right) \geq 1 - \delta.$$

Proof. Let $\{\mathbf{x}^{(z)}\}_{z=1}^k$ be the set of k nearest neighbors of \mathbf{x} , and consider an \mathbf{x} such that for all $1 \leq z \leq k$, $\mathbf{x}^{(z)} \in G_i(\mathbf{X}, k) \cap L(\zeta')^c$. Let $N^{(i)}(\mathbf{x})$ be the number of type 1 ($\tilde{y} = 1$) nearest neighbors of such an \mathbf{x} . We know $N^{(i)}(\mathbf{x}) = \sum_{z=1}^k \text{Bernoulli}(\tilde{\eta}(\mathbf{x}^{(z)}))$. Since $\tilde{\eta}(\mathbf{x}^{(z)}) \leq p^* := \zeta'$ for all $1 \leq z \leq k$, we observe that $N^{(i)}(\mathbf{x})$ is stochastically dominated by $M := \text{Binomial}(k, p^*)$.

By Lemma 2, $\forall \delta > 0$, $\forall \mathbf{x} \in L(\zeta')^c$, for all $1 \leq z \leq k$, $\mathbf{x}^{(z)} \notin L(\zeta)$ with probability at least $1 - \delta/2$. For convenience, we denote the event that Lemma 2 holds as E_I . Therefore, with probability at least $1 - \delta/2$, $N^{(i)}(\mathbf{x})$ is well-defined $\forall \mathbf{x} \in L(\zeta')^c$.

$$P\left(C^{(i)}(\zeta) \cap L(\zeta')^c = \emptyset \mid E_I\right) = 1 - P\left(C^{(i)} \cap L(\zeta')^c \neq \emptyset \mid E_I\right) \quad (7)$$

$$= 1 - P\left(\bigcup_{\mathbf{x} \in C^{(i)} \cap L(\zeta')^c} \{N^{(i)}(\mathbf{x}) > \lceil \zeta k \rceil\}\right), \quad (8)$$

where ζ is the threshold used in the algorithm to filter outliers in the largest connected component. Let $n_{\zeta'}^{(i)} := \#\mathbf{X}_i^c(\zeta')$. Continuing, we have

$$1 - P\left(\bigcup_{\mathbf{x} \in C^{(i)}(\zeta') \cap L(\zeta')^c} \{N^{(i)}(\mathbf{x}) > \lceil \zeta k \rceil\}\right) \geq 1 - n_{\zeta'}^{(i)} P\left(N^{(i)}(\mathbf{x}) > \lceil \zeta k \rceil\right) \quad (9)$$

$$\geq 1 - n_{\zeta'}^{(i)} P(M > \lceil \zeta k \rceil) \quad (10)$$

$$\geq 1 - n_{\zeta'}^{(i)} \exp\{-kK(\zeta \parallel \zeta')\} \quad (11)$$

inequality 11 uses the Chernoff tail bound. Since $\zeta' = \frac{1}{2} \left(\zeta + \frac{1+|\tau_{10}-\tau_{01}|}{2} \right) < \zeta$ for all $\zeta > \frac{1+|\tau_{10}-\tau_{01}|}{2}$. Define $c_4 = K(\zeta \parallel \zeta')$. After choosing a large enough $n_{\zeta'}^{(i)}$, given any $\delta > 0$, we set $k > \frac{1}{c_4} \log\left(2n_{\zeta'}^{(i)}/\delta\right)$, and we have that $1 - n_{\zeta'}^{(i)} \exp\{-kK(\zeta \parallel \zeta')\} > 1 - \delta/2$. Denote the event $P\left(C^{(i)} \cap L(\zeta')^c = \emptyset\right)$ as E_F ; we have that,

$$P\left(C^{(i)} \cap L(\zeta')^c = \emptyset\right) = P(E_F \cap E_I) = 1 - P(E_I^c) - P(E_F^2 \mid E_I) = 1 - \delta/2 - \delta/2 = 1 - \delta$$

□

Now we are ready to prove Theorem 1. Lemma 1 tells us that as long as we take moderate k , all points in $L(\zeta)$ will be connected in the induced sub-graph. And Lemma 2 and Lemma 3 say that after removing points whose degree doesn't coincide its label, we will have no points from $L(\zeta')^c$ remained in $\bigcup_i C^{(i)}$. Then we use the value of the $\tilde{\eta}_i(\mathbf{x})$ at region $L(\zeta)$ to prove our main theorem.

A.1 Proof of the Purity Theorem

Proof. By combining Lemmas 1, 2 and 3, we have that $\forall \delta > 0$ and $\forall \zeta \in \left(\frac{1+|\tau_{10}-\tau_{01}|}{2}, 1\right)$, $\exists N(\delta, \zeta) > 0$, such that $\forall n \geq N(\delta)$, each of the following event holds with probability at least $1 - \delta/4$:

$$\begin{aligned} \text{Connectivity} \quad E_C &= \{\mathbf{X} \cap L(\zeta) \text{ is connected}\} \\ \text{Isolation} \quad E_I &= \{\#edge = (u, v) \in G_i(\mathbf{X}, k) : u \in \mathbf{X}_i(\zeta), v \in \mathbf{X}_i^c(\zeta'), \forall i \in \{0, 1\}\} \\ \text{Filtering} \quad E_F &= \left\{ \bigcup_{i \in \{0, 1\}} C^{(i)} \cap L(\zeta')^c = \emptyset \right\} \end{aligned}$$

First we prove the theorem for the minimum purity $\ell_{S_n, \mathcal{A}}$, assuming all of the above events. For the minimum purity, we will assume that $\forall i \in \{0, 1\}$, $\min_{\mathbf{x} \in \mathcal{X}} \eta_i(\mathbf{x}) = 0^1$. In the following, \xrightarrow{P} will

¹In the case when this minimum is not 0 but some value $a \in (0, 1)$, the expressions become more unwieldy, and we derive it in general minimum purity guarantee theorem in this subsection later. Our assertion for average purity holds regardless of this condition.

denote convergence in probability, and \xrightarrow{f} will denote convergence in distribution.

$$\ell_{S_n, \mathcal{A}_\zeta} = \min_{i \in \{0,1\}} \min_{\mathbf{x} \in C^{(i)} \cap L(\zeta')} \tau_{ii} \frac{\eta_i(\mathbf{x})}{\tilde{\eta}_i(\mathbf{x})} \xrightarrow{P} \min_{i \in \{0,1\}} \min_{\mathbf{x} \in L(\zeta')} \tau_{ii} \frac{\eta_i(\mathbf{x})}{\tilde{\eta}_i(\mathbf{x})} \quad (12)$$

$$= \min_{i \in \{0,1\}} \min_{\mathbf{x} \in L(\zeta')} \tau_{ii} \frac{\tilde{\eta}_i(\mathbf{x}) - \tau_{1-i,i}}{(1 - \tau_{10} - \tau_{01})\tilde{\eta}_i(\mathbf{x})} = \frac{[\zeta' - \max(\tau_{10}, \tau_{01})][\min(\tau_{11}, \tau_{00})]}{\zeta'(1 - \tau_{10} - \tau_{01})} \quad (13)$$

$$\ell_{S_n, \mathcal{A}_0} = \min_{i \in \{0,1\}} \min_{\mathbf{x} \in C^{(i)} \cap \mathcal{X}} \tau_{ii} \frac{\eta_i(\mathbf{x})}{\tilde{\eta}_i(\mathbf{x})} \xrightarrow{P} \min_{i \in \{0,1\}} \min_{\mathbf{x} \in \mathcal{X}} \tau_{ii} \frac{\eta_i(\mathbf{x})}{\tilde{\eta}_i(\mathbf{x})} \quad (14)$$

$$= \min_{i \in \{0,1\}} \min_{\mathbf{x} \in A^-} \tau_{ii} \frac{\eta_i(\mathbf{x})}{\tilde{\eta}_i(\mathbf{x})} = 0 \quad (15)$$

To show the convergence in probability in (12), denote $g_i(\mathbf{x}) = \tau_{ii} \frac{\eta_i(\mathbf{x})}{\tilde{\eta}_i(\mathbf{x})}$. Let \mathcal{F}_i be the cumulative distribution function of the scalar random variable $g_i(\mathbf{x})$. Also, let $g_{(1,n,i)} = \min_{\mathbf{x} \in C^{(i)} \cap L(\zeta')} g_i(\mathbf{x})$.

Then using the property of minimum order statistics, for all g in the range of $g(\mathbf{x})$ where $\mathbf{x} \in L(\zeta')$, the cdf of $g_{(1,n,i)}$:

$$\mathcal{F}_{(1,n,i)}(g) := P[g_{(1,n,i)} < g] = 1 - P[g_{(1,n,i)} \geq g] = 1 - [P(g_i(\mathbf{x}) \geq g)]^n \quad (16)$$

$$= 1 - [1 - \mathcal{F}_i(g)]^n \quad (17)$$

Let $g_i^* = \min_{\mathbf{x} \in L(\zeta')} g_i(\mathbf{x})$, so that we have $\mathcal{F}_i(g^*) = 0$. We have that $\lim_{n \rightarrow \infty} \mathcal{F}_{(1,n,i)}(g) = \mathbb{1}_{\{g \geq g_i^*\}}(g)$, where $\mathbb{1}_A(\mathbf{x})$ is the indicator function such that $\mathbb{1}_A(\mathbf{x}) = 1$ if $\mathbf{x} \in A$ and 0 otherwise. Thus by definition $g_{(1,n,i)} \xrightarrow{f} g_i^*$. We will now use the fact that if $X_n \xrightarrow{f} c$ where c is some constant, then $X_n \xrightarrow{P} c$, i.e., convergence in distribution to a constant implies convergence in probability. Then we have $g_{(1,n,i)} \xrightarrow{P} g_i^*$; in other words, $\min_{\mathbf{x} \in C^{(i)} \cap L(\zeta')} \tau_{ii} \frac{\eta_i(\mathbf{x})}{\tilde{\eta}_i(\mathbf{x})} \xrightarrow{P} \min_{\mathbf{x} \in L(\zeta')} \tau_{ii} \frac{\eta_i(\mathbf{x})}{\tilde{\eta}_i(\mathbf{x})}$.

Similarly we can show the convergence in probability in (14). Finally we plug in $\min_{\mathbf{x} \in A^-} \eta_i(\mathbf{x}) = \min_{\mathbf{x} \in \mathcal{X}} \eta_i(\mathbf{x}) = 0$.

Now we analyze the probability that the minimum purity guarantee assertion holds. Let $E_P = \left\{ \ell_{S_n, \mathcal{A}_\zeta} - \ell_{S_n, \mathcal{A}_0} > \frac{[\zeta' - \max(\tau_{10}, \tau_{01})] \min(\tau_{11}, \tau_{00})}{\zeta'(1 - \tau_{10} - \tau_{01})} \mid E_C, E_I, E_F \right\}$. By the above convergence in probability, $\forall \delta > 0$ and $\forall \zeta > \frac{1 + |\tau_{10} - \tau_{01}|}{2}$, $\exists N > 0$ such that $\forall n \geq N$, $P(E_P) \geq 1 - \delta/4$. Then:

$$\begin{aligned} P(E_P \cap E_I \cap E_F \cap E_C) &= P(\{E_P\} \cap \{E_F \mid E_I, E_C\} \cap \{E_I \mid E_C\} \cap \{E_C\}) \\ &\geq 1 - P(\{E_P^c\}) - P(\{E_F^c \mid E_I\}) - P(\{E_I^c \mid E_C\}) - P(\{E_C^c\}) \\ &\geq 1 - 4 * (\delta/4) = 1 - \delta, \end{aligned}$$

which means that our minimum purity guarantee holds with probability at least $1 - \delta$.

Now we consider average purity (second assertion in Theorem 1). Let $h_i(\mathbf{x}) = \frac{\eta_i(\mathbf{x})}{\tilde{\eta}_i(\mathbf{x})} = \frac{\tilde{\eta}_i(\mathbf{x}) - \tau_{1-i,i}}{(1 - \tau_{10} - \tau_{01})\tilde{\eta}_i(\mathbf{x})}$. Observe that $h_i(\mathbf{x})$ is an increasing function with respect to $\tilde{\eta}_i(\mathbf{x})$. For the

average purity $\ell'_{S_n, \mathcal{A}}$ we have:

$$\ell'_{S_n, \mathcal{A}_c} - \ell'_{S_n, \mathcal{A}_0} = \frac{[\zeta' - \max(\tau_{10}, \tau_{01})] \min(\tau_{11}, \tau_{00})}{\zeta'(1 - \tau_{10} - \tau_{01})} \quad (18)$$

$$= \sum_{i \in \{0,1\}} \frac{1}{|C^{(i)}|} \sum_{\mathbf{x} \in C^{(i)} \cap L(\zeta')} \tau_{ii} \frac{\eta_i(\mathbf{x})}{\tilde{\eta}_i(\mathbf{x})} - \sum_{i \in \{0,1\}} \frac{1}{|C^{(i)}|} \sum_{\mathbf{x} \in C^{(i)} \cap \mathcal{X}} \tau_{ii} \frac{\eta_i(\mathbf{x})}{\tilde{\eta}_i(\mathbf{x})} \quad (19)$$

$$= \sum_{i \in \{0,1\}} \frac{\tau_{ii}}{|C^{(i)}|} \left[\sum_{\mathbf{x} \in C^{(i)} \cap L(\zeta')} \frac{\eta_i(\mathbf{x})}{\tilde{\eta}_i(\mathbf{x})} - \sum_{\mathbf{x} \in C^{(i)} \cap \mathcal{X}} \frac{\eta_i(\mathbf{x})}{\tilde{\eta}_i(\mathbf{x})} \right] \quad (20)$$

$$= \sum_{i \in \{0,1\}} \tau_{ii} \left[\frac{\sum_{\mathbf{x} \in C^{(i)} \cap L(\zeta')} h_i(\mathbf{x})}{|C^{(i)}|} - \frac{\sum_{\mathbf{x} \in C^{(i)} \cap \mathcal{X}} h_i(\mathbf{x})}{|C^{(i)}|} \right] \quad (21)$$

Note that finite moment of $h_i(\mathbf{x})$ comes from the fact that $\tilde{\eta}_i(\mathbf{x}) > \tau_{1-i,i}$, which implies that $h_i(\mathbf{x}) = \frac{\eta_i(\mathbf{x})}{\tilde{\eta}_i(\mathbf{x})} < \frac{1}{\tau_{1-i,i}}$. Together with the fact that \mathbf{x} has compact support we could show $E[h_i(\mathbf{x})] < \infty$. Using the law of large numbers we have:

$$\lim_{n \rightarrow \infty} (\ell'_{S_n, \mathcal{A}_c} - \ell'_{S_n, \mathcal{A}_0}) = \sum_{i \in \{0,1\}} \tau_{ii} [E[h_i(\mathbf{x}) \mid \mathbf{x} \in L(\zeta')] - E[h_i(\mathbf{x})]] \quad (22)$$

$$= \sum_{i \in \{0,1\}} \tau_{ii} \left[\frac{\int_{\mathbf{x} \in L(\zeta')} h_i(\mathbf{x}) f(\mathbf{x}) d\mathbf{x}}{\int_{\mathbf{x} \in L(\zeta')} f(\mathbf{x}) d\mathbf{x}} - \frac{\int_{\mathbf{x} \in \mathcal{X}} h_i(\mathbf{x}) f(\mathbf{x}) d\mathbf{x}}{\int_{\mathbf{x} \in \mathcal{X}} f(\mathbf{x}) d\mathbf{x}} \right] \quad (23)$$

$$= \sum_{i \in \{0,1\}} \tau_{ii} \left[\frac{\int_{\mathbf{x} \in L(\zeta')} h_i(\mathbf{x}) f(\mathbf{x}) d\mathbf{x}}{\mu[L(\zeta')]} - \int_{\mathbf{x} \in \mathcal{X}} h_i(\mathbf{x}) f(\mathbf{x}) d\mathbf{x} \right] \quad (24)$$

$$= \sum_{i \in \{0,1\}} \frac{\tau_{ii}}{\mu[L(\zeta')]} \left[[\mu[L(\zeta')] + \mu[L(\zeta')^c]] \int_{\mathbf{x} \in L(\zeta')} h_i(\mathbf{x}) f(\mathbf{x}) d\mathbf{x} - \mu[L(\zeta')] \int_{\mathbf{x} \in \mathcal{X}} h_i(\mathbf{x}) f(\mathbf{x}) d\mathbf{x} \right] \quad (25)$$

$$= \sum_{i \in \{0,1\}} \frac{\tau_{ii}}{\mu[L(\zeta')]} \left[\mu[L(\zeta')^c] \int_{\mathbf{x} \in L(\zeta')} h_i(\mathbf{x}) f(\mathbf{x}) d\mathbf{x} - \mu[L(\zeta')] \int_{\mathbf{x} \in L(\zeta')^c} h_i(\mathbf{x}) f(\mathbf{x}) d\mathbf{x} \right] \quad (26)$$

$$= \sum_{i \in \{0,1\}} \frac{\tau_{ii}}{\mu[L(\zeta')]} \int_{\mathbf{x} \in L(\zeta')^c} h_i(\mathbf{x}) f(\mathbf{x}) d\mathbf{x} \left[\mu[L(\zeta')^c] \frac{\int_{\mathbf{x} \in L(\zeta')} h_i(\mathbf{x}) f(\mathbf{x}) d\mathbf{x}}{\int_{\mathbf{x} \in L(\zeta')^c} h_i(\mathbf{x}) f(\mathbf{x}) d\mathbf{x}} - \mu[L(\zeta')] \right] \quad (27)$$

$$\geq \sum_{i \in \{0,1\}} \frac{\tau_{ii}}{\mu[L(\zeta')]} \int_{\mathbf{x} \in L(\zeta')^c} h_i(\mathbf{x}) f(\mathbf{x}) d\mathbf{x} \left[\mu[L(\zeta')^c] \frac{\int_{\mathbf{x} \in L(\zeta')} h_i(\mathbf{x}) f(\mathbf{x}) d\mathbf{x}}{h_i(\zeta')} \frac{\int_{\mathbf{x} \in L(\zeta')^c} f(\mathbf{x}) d\mathbf{x}}{\int_{\mathbf{x} \in L(\zeta')^c} f(\mathbf{x}) d\mathbf{x}} - \mu[L(\zeta')] \right] \quad (28)$$

$$= \sum_{i \in \{0,1\}} \frac{\tau_{ii}}{\mu[L(\zeta')]} \int_{\mathbf{x} \in L(\zeta')^c} h_i(\mathbf{x}) f(\mathbf{x}) d\mathbf{x} \left[\int_{\mathbf{x} \in L(\zeta')} \frac{h_i(\mathbf{x})}{h_i(\zeta')} f(\mathbf{x}) d\mathbf{x} - \mu[L(\zeta')] \right] \quad (29)$$

Here let $I_i(\zeta') = \int_{\mathbf{x} \in L(\zeta')^c} h_i(\mathbf{x})f(\mathbf{x})d\mathbf{x}$. Observe that

$$\int_{\mathbf{x} \in L(\zeta')} \frac{h_i(\mathbf{x})}{h_i(\zeta')} f(\mathbf{x})d\mathbf{x} = \int_{\mathbf{x} \in L(\zeta)} \frac{h_i(\mathbf{x})}{h_i(\zeta')} f(\mathbf{x})d\mathbf{x} + \int_{\mathbf{x} \in L(\zeta') \setminus L(\zeta)} \frac{h_i(\mathbf{x})}{h_i(\zeta')} f(\mathbf{x})d\mathbf{x} \quad (30)$$

$$\geq \int_{\mathbf{x} \in L(\zeta)} \left[\frac{h_i(\mathbf{x})}{h_i(\zeta')} - 1 + 1 \right] f(\mathbf{x})d\mathbf{x} + \int_{\mathbf{x} \in L(\zeta') \setminus L(\zeta)} \frac{h_i(\zeta')}{h_i(\zeta')} f(\mathbf{x})d\mathbf{x} \quad (31)$$

$$\geq \int_{\mathbf{x} \in L(\zeta)} \left[\frac{h_i(\zeta) - h_i(\zeta')}{h_i(\zeta')} \right] f(\mathbf{x})d\mathbf{x} + \mu[L(\zeta')] \quad (32)$$

$$\geq \mu[L(\zeta)] \left[\frac{h_i(\zeta) - h_i(\zeta')}{h_i(\zeta')} \right] + \mu[L(\zeta')] \quad (33)$$

A valid choice of ζ implies $\mu[L(\zeta')] > 0$. Plug $I_i(\zeta')$ and (31) back into (27) and it end up with

$$\lim_{n \rightarrow \infty} (\ell'_{S_n, \mathcal{A}_\zeta} - \ell'_{S_n, \mathcal{A}_0}) \geq \sum_{i \in \{0,1\}} \tau_{ii} \frac{\mu[L(\zeta)]}{\mu[L(\zeta')]} \left[\frac{h_i(\zeta) - h_i(\zeta')}{h_i(\zeta')} \right] I_i(\zeta') = C_\zeta > 0 \quad (34)$$

Remember that $h_i(\zeta)$ is an increasing function and $\zeta > \zeta' = \frac{1}{2} \left(\zeta + \frac{1+|\tau_{10}-\tau_{01}|}{2} \right)$. Then every term in (34) is positive and we end up with a positive constant C_ζ .

□

If there doesn't exists a point \mathbf{x} such that $\eta_i(\mathbf{x}) = 0$, let $a_i = \min_{\mathbf{x} \in \mathcal{X}} \eta_i(\mathbf{x})$ and $\tilde{a}_i = (1 - \tau_{10} - \tau_{01})a_i + \tau_{1-i,i}$, then the following generalized theorem applies for minimum purity.

Theorem (General Minimum Purity Guarantee). $\forall \delta > 0, \forall \zeta > \frac{1+|\tau_{10}-\tau_{01}|}{2}$, there exist $N(\delta, \zeta) > 0, c_1(\zeta) > 0$, constant $c_2 \in (0, \frac{e-1}{e})$, and an non-decreasing function $g_1(\zeta) \in \left[\min_{i \in \{0,1\}} \frac{\tau_{ii}\tau_{1-i,i}(\zeta' - \tilde{a}_i)}{(1-\tau_{10}-\tau_{01})\zeta'\tilde{a}_i}, 1 \right]$, such that $\forall n \geq N(\delta, \zeta), \forall q > 1$ and $\forall k \in [c_1(\zeta) \log^q n, c_2 n]$:

$$P[(\ell_{S_n, \mathcal{A}_\zeta} - \ell_{S_n, \mathcal{A}_0}) > g_1(\zeta)] \geq 1 - \delta$$

Remark: Notice here $g_1(\zeta) > 0$, since $\tilde{a}_i < \frac{1}{2} < \zeta'$. And for average purity the conclusion remains the same.

A.2 Proof of the Abundancy Theorem

Denote $n_c = \#\{ \bigcup_{i \in \{0,1\}} C^{(i)}(\zeta) \}$, where $C^{(i)}(\zeta)$ is data points of type i that finally kept by our algorithm using parameter ζ . We have:

Theorem 2 (Abundancy). $\forall \delta > 0, \forall \zeta > \frac{1+|\tau_{10}-\tau_{01}|}{2}, \forall \epsilon > 0$, there exists $c_1(\zeta) > 0, c_2 \in (0, \frac{e-1}{e})$ and $N(\delta, \zeta, \epsilon) > 0$, such that $\forall n \geq N(\delta, \zeta, \epsilon)$, and $\forall k \in [c_1(\zeta) \log^q n, c_2 n]$, with probability at least $1 - \delta$:

$$\frac{n_c}{n} \geq \mu(L(\zeta))$$

Proof. Given Lemma 1, 2 and 3, $\forall \delta > 0$ and $\forall \zeta > \frac{1+|\tau_{10}-\tau_{01}|}{2}$ then $\exists N(\delta, \zeta, \epsilon) > 0$ such that $\forall n > N(\delta, \zeta, \epsilon), E_C, E_I$ and E_F hold with probability at least $1 - \delta/4$. We know that $L(\zeta) \cap \mathbf{X} \subset \bigcup_{i \in \{0,1\}} C^{(i)} \subset L(\zeta') \cap \mathbf{X}$. Thus for a set of i.i.d sampled points $\mathbf{X}, \exists \mu_\Delta \in (0, \mu(L(\zeta')) - \mu(L(\zeta)))$, $n_c = \sum_{\mathbf{x} \in \mathbf{X}} b_{\mathbf{x}}$ and $b_{\mathbf{x}} \sim \text{Bernoulli}(\mu(L(\zeta)) + \mu_\Delta)$. Observe that n_c stochastic dominates random variable $\text{Binomial}(n, \mu(L(\zeta)))$. So the MLE $\hat{\mu}(L(\zeta)) = \frac{n_c}{n} \xrightarrow{p} \mu(L(\zeta)) + \mu_\Delta \geq \mu(L(\zeta))$.

Let event $E_A = \{n_c/n \geq \mu(L(\zeta)) \mid E_C, E_I, E_F\}$, $\forall \delta > 0$ and $\forall \zeta > \frac{1+|\tau_{10}-\tau_{01}|}{2}$, $\exists N(\delta, \zeta, \epsilon) > 0$ such that $\forall n \geq N(\delta, \zeta, \epsilon)$, $P(E_A \mid E_C, E_I, E_F) \geq 1 - \delta/4$. As a result:

$$\begin{aligned} P(E_A \cap E_C \cap E_I \cap E_F) &= P(\{E_A\} \cap \{E_F \mid E_C, E_I\} \cap \{E_I \mid E_C\} \cap \{E_C\}) \\ &\geq 1 - P(E_A^c) - P(E_F^c \mid E_I) - P(E_I^c \mid E_C) - P(E_C^c) \\ &= 1 - 4 * (\delta/4) = 1 - \delta \end{aligned}$$

In other words, $\forall \delta > 0$ and $\zeta > \frac{1+|\tau_{10}-\tau_{01}|}{2}$, $\exists N(\delta, \zeta, \epsilon) > 0$ such that if $n > N(\delta, \zeta, \epsilon)$ with probability at least $1 - \delta$, $\frac{n_c}{n} > \mu(L(\zeta))$. □

B On the Consistency with the Bayes Optimum

$\forall i \in \{0, 1\}$ and for the posterior probability $\eta_i(\mathbf{x})$, define $h_i^*(\mathbf{x}) = \delta_{\eta_i(\mathbf{x}) > \frac{1}{2}}(\mathbf{x})$. $h_i^*(\mathbf{x}) = 1$ indicates that $y(\mathbf{x}) = i$. The Bayes optimal classifier $h^*(\mathbf{x}) = \frac{1}{2}h_1^*(\mathbf{x}) + \frac{1}{2}[1 - h_0^*(\mathbf{x})]$.

In the paper, we provide theorems that lower bound the purity (consistency between noisy labels and true labels) of the final kept data points. However, like many existing works, we can also show the consistency between the label of final kept points given by our algorithm and the true Bayes optimal classifier, which is less challenging than guaranteeing the purity after connectivity, isolation and filtering (Lemmas 1, 2, and 3) are established. The following theorem will show that all labels of data points preserved by our algorithm will agree with Bayes optimal classifier's prediction with large probability.

Theorem 3 (Consistency with $h^*(\mathbf{x})$). $\forall \delta > 0$, $\forall \zeta > \frac{1+|\tau_{10}-\tau_{01}|}{2}$, there exist constants $N(\delta, \zeta) > 0$, $c_1(\zeta) > 0$, $c_2 \in (0, \frac{e-1}{e})$, such that $\forall n \geq N(\delta, \zeta)$, $\forall q > 1$ and $\forall k \in [c_1(\zeta) \log^q n, c_2 n]$ and $\forall \mathbf{x} \in \bigcup_{i \in \{0,1\}} C^{(i)}(\zeta)$:

$$P[\tilde{y}(\mathbf{x}) = h^*(\mathbf{x})] \geq 1 - \delta \quad (35)$$

Proof. By combining Lemma 1, 2 and 3, $\forall \delta > 0$, $\forall \zeta > \frac{1+|\tau_{10}-\tau_{01}|}{2}$ and $\forall i \in \{0, 1\}$, $\exists N(\delta, \zeta) > 0$ such that $\forall n \geq N(\delta, \zeta)$, with probability at least $1 - \delta$, we have $[L(\zeta) \cap A_i^+ \cap \mathbf{X}] \subset C^{(i)}(\zeta) \subset [L(\zeta') \cap A_i^+ \cap \mathbf{X}]$. By definition, we know $\forall \mathbf{x} \in A_i^+$, we have $\eta_i(\mathbf{x}) > \frac{1}{2}$ then also $h_i^*(\mathbf{x}) = 1$, which implies that $h^*(\mathbf{x}) = i$. Since $\forall \mathbf{x} \in C^{(i)}$, $\tilde{y}(\mathbf{x}) = i$, we have shown $\tilde{y}(\mathbf{x}) = i = h^*(\mathbf{x})$. Then:

$$P[\tilde{y}(\mathbf{x}) = h^*(\mathbf{x})] = P[\tilde{y}(\mathbf{x}) = h^*(\mathbf{x}), E_C \cap E_I \cap E_F] + P[\tilde{y}(\mathbf{x}) = h^*(\mathbf{x}), (E_C \cap E_I \cap E_F)^c] \quad (36)$$

$$\geq P[\tilde{y}(\mathbf{x}) = h^*(\mathbf{x}) \mid E_C \cap E_I \cap E_F]P(E_C \cap E_I \cap E_F) \quad (37)$$

$$= P(E_C \cap E_I \cap E_F) \geq 1 - \delta \quad (38)$$

□

C Discussion of Hyper-parameters in Our Method

C.1 Analysis of Hyper-Parameter ζ

One important hyper-parameter of our method is ζ . In our algorithm, after the largest connected component of a class is chosen, we further filter it to ensure the purity. In particular, we consider a datum with label \tilde{y} clean only if at least a fraction of ζ of its k -nearest neighbors have the same label \tilde{y} . The value of ζ , ranging between 0 and 1, controls how selective we are in collecting clean data.

As suggested in Section 2.1 of the main paper, for a binary classification problem, ζ needs to be at least $1/2 + \epsilon$, for ϵ being an arbitrarily small positive constant. For a multiclass problem, the lower bound of ζ can be smaller than $1/2$. We may also consider taking a higher ζ in the beginning of the training to ensure the purity, and later relax to a lower ζ so that sufficient clean data are collected.

In practice, we observe that it suffices to take a constant ζ throughout the training. We also observe that the performance is very robust to the choice of ζ . We show in Fig. 2 that for different datasets

with different noise patterns/levels, choosing $\zeta = 0.25, 0.5$ and 0.75 will all result in reasonably good performance. For all experiments reported in the main paper, we simply set $\zeta = 0.5$.

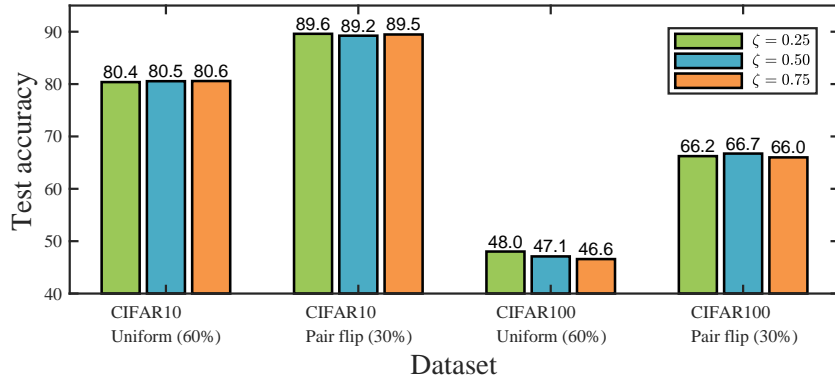


Figure 2: The effect of ζ on the model performance with different datasets/noise patterns. All the experimental settings are the same as the main paper.

C.2 Other Hyper-Parameters

As discussed in the main paper, our method is very robust to (1) validation set size/cleaness; (2) k_c in building k -nearest-neighbor graphs to compute the connected components; (3) k_o in computing k -nearest neighbors for ζ -filtering; and (4) feature space dimension (dimension of the corresponding neural network layer). In Fig. 4 of the main paper, we already provided results on CIFAR-10, 60% uniform noise. Below we provide similar results on other datasets/noise settings. As is shown, our method is robust to the size and purity of validation set. Besides, it is not sensitive to the feature dimensions and the k in computing nearest neighbors. In our experiments, we choose a clean validation set of size 10k for model selection. We set $k_c = 4$, $k_o = 32$ and feature dimension = 512.

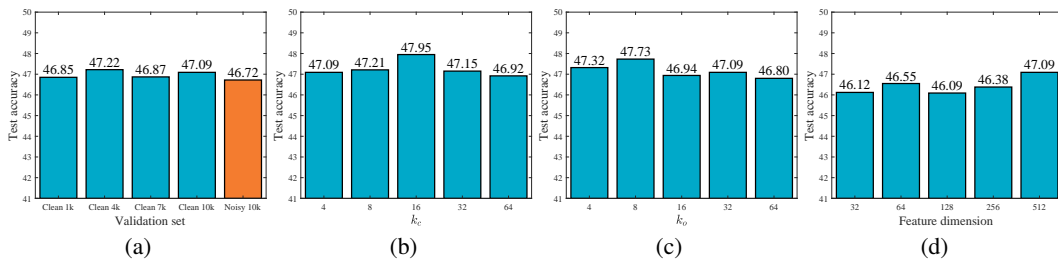


Figure 3: Hyper-parameter analysis for CIFAR-100, 60% uniform noise: (a) validation set; (b) k_c ; (c) k_o ; (d) Feature dimension. For each figure, we change one of the parameters while keeping the others fixed (to $k_c = 4$, $k_o = 32$, feature dimension = 512, validation set = clean 10k).

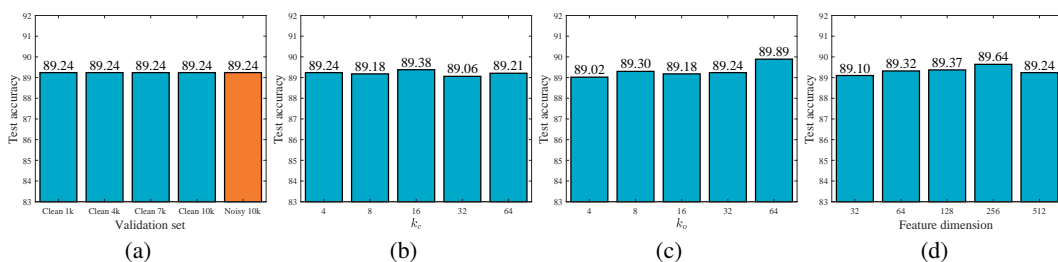


Figure 4: Hyper-parameter analysis for CIFAR-10, 30% pair-flipping noise: (a) validation set; (b) k_c ; (c) k_o ; (d) Feature dimension. The parameter specifications are the same with those in Fig. 3 above.

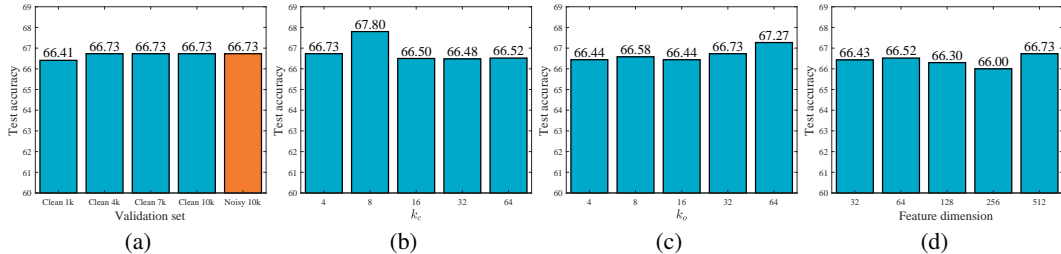


Figure 5: Hyper-parameter analysis for CIFAR-100, 30% pair-flipping noise: (a) validation set; (b) k_c ; (c) k_o ; (d) Feature dimension. The parameter specifications are the same with those in Fig. 3.

C.3 Additional Experiments on the Point Cloud Data Domain

To test the applicability of our method to the data beyond image domains, we also conduct experiments on the point cloud data. Specifically, we adopt the ModelNet40 [4] dataset, which contains 12,311 CAD models from 40 categories, with 9,843 used for training and 2,468 for testing. In the experiment, we split 20% from the training set as validation data. The CAD models are organized in triangular meshes, and we follow the protocol of [3] to convert them into point clouds by uniformly sampling 1,024 points from the mesh and normalizing them within a unit ball. We employ PointNet [3] for point cloud classification. The results are shown in Table 1. We observe similar advantages of our method over the baselines on the point cloud dataset.

Table 1: Comparison of test accuracies on ModelNet40 under different noise types and fractions. The average accuracies and standard deviations over 5 trials are reported.

Method	Uniform Flipping		Pair Flipping	
	40%	80%	20%	40%
Standard	74.7 ± 1.2	56.0 ± 2.1	83.4 ± 1.1	77.5 ± 2.1
Forgetting	74.7 ± 1.2	56.8 ± 2.9	83.4 ± 1.1	77.4 ± 2.0
Bootstrap	75.6 ± 2.8	57.1 ± 3.1	84.5 ± 0.5	60.8 ± 4.3
Forward	41.7 ± 5.2	19.8 ± 4.8	52.0 ± 2.0	51.3 ± 5.5
Decoupling	79.2 ± 1.0	54.6 ± 2.8	85.9 ± 0.2	69.2 ± 2.3
MentorNet	74.9 ± 2.6	56.2 ± 1.8	83.8 ± 1.1	69.9 ± 2.6
Co-teaching	82.8 ± 1.1	69.3 ± 3.2	84.5 ± 0.5	77.6 ± 1.9
Co-teaching+	83.0 ± 1.2	62.2 ± 9.2	85.0 ± 0.9	73.9 ± 4.2
IterNLD	75.3 ± 0.9	55.7 ± 2.3	84.2 ± 1.3	76.9 ± 2.2
RoG	80.0 ± 0.9	43.5 ± 3.2	81.5 ± 1.1	76.2 ± 0.9
PENCIL	81.2 ± 1.1	61.7 ± 2.1	84.8 ± 0.4	78.7 ± 1.4
GCE	83.1 ± 0.5	63.0 ± 5.6	83.4 ± 0.7	68.7 ± 2.6
SL	78.8 ± 0.5	59.3 ± 1.9	81.5 ± 0.8	68.8 ± 1.3
TopoFilter	84.2 ± 0.6	70.4 ± 2.6	86.4 ± 0.4	79.6 ± 1.4

References

- [1] Kamalika Chaudhuri and Sanjoy Dasgupta. Rates of convergence for the cluster tree. In *NeurIPS*, pages 343–351, 2010.
- [2] Markus Maier, Matthias Hein, and Ulrike Von Luxburg. Optimal construction of k-nearest-neighbor graphs for identifying noisy clusters. *Theoretical Computer Science*, 410(19):1749–1764, 2009.
- [3] Charles Ruizhongtai Qi, Hao Su, Kaichun Mo, and Leonidas J. Guibas. Pointnet: Deep learning on point sets for 3d classification and segmentation. In *CVPR*, pages 77–85, 2017.
- [4] Zhirong Wu, Shuran Song, Aditya Khosla, Fisher Yu, Linguang Zhang, Xiaoou Tang, and Jianxiong Xiao. 3d shapenets: A deep representation for volumetric shapes. In *CVPR*, pages 1912–1920, 2015.