

# Can defects be positive in perovskite optoelectronic devices?

Yu-Hao Deng<sup>1\*</sup>

<sup>1</sup> Academy for Advanced Interdisciplinary Studies, Peking University, Beijing, China

\* Correspondence should be addressed to [yuhaodeng@pku.edu.cn](mailto:yuhaodeng@pku.edu.cn)

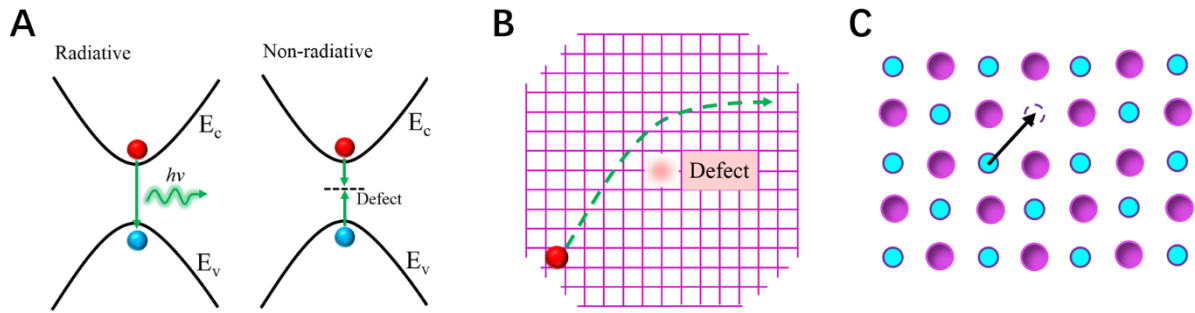
## Abstract

Defects are generally regarded to have negative impact on carrier recombination, charge-transport and ion migration in perovskite materials, which thus lower the efficiency and stability of perovskite optoelectronic devices. Meanwhile, lots of efforts which focused on minimizing defects have greatly promoted the application of perovskite materials. Then, can defects be positive in perovskite optoelectronic devices? Herein, relying on in-depth understanding of defect-associated effects in semiconductors, trapping of photo-generated carriers by defects is applied to enlarge photoconductive gain in perovskite photodetector. The record photoconductive gain, gain-bandwidth product and detection limit were achieved in the photodetector. Exceeding the general concept that defects are harmful, we showed that the defects can be positive in perovskite optoelectronic devices.

## Introduction

Metal halide perovskites, which possess nature abundance, superior intrinsic properties and solution processable fabrication compatibility, have emerged as a new class of semiconductor for high-performance optoelectronic devices, such as solar cells, light-emitting diodes, lasers and photodetectors [1-9]. Despite the rapid progress, defects are a recognized key factor to limit the improvement of device performance. As shown in Fig. 1A, defects that cause electronic states within the semiconductor bandgap would capture or trap the approaching electrons or holes. The trapped carriers will annihilate or recombine with opposite carriers and induce non-radiative recombination, then accompanied by the emission of phonons. This pathway of recombination for the photo-generated carriers is undesirable and is considered an important loss mechanism in solar cells [10, 11]. Fig. 1B indicates that carrier transport is also affected by defects. Defects in semiconductors break the periodicity of the crystal structure

and/or form charge centers, resulting in deflected scattering of free carriers [12]. This detrimental scattering process lowers the charge carrier mobility ( $\mu$ ) of semiconductors. Moreover, as shown in Fig. 1C, the induced defects by vacancies and interstitials, introduce the ion migration channels in perovskite films, have been demonstrated to play a vital role in the chemical degradation of perovskite materials [13, 14]. Thus far, defects are generally regarded as harmful to optoelectronic devices and most of efforts are focused on suppression effects in perovskite materials. So, it remains a question that can defects be positive in perovskite optoelectronic devices?



**Fig. 1. Effects associated with defects in semiconductors. (A)** Radiative recombination pathway of photo-generated carriers and electron and hole are captured by defect in non-radiative recombination. **(B)** Scattering of carrier near ionized point defect. **(C)** Ionic transport involving conventional vacancy hopping between neighboring positions.

### Photoconductive gain in photodetector

The photoconductive gain ( $G$ ) is the ability of optoelectronic devices to amplify photons, thus high-gain in photodetector is lessening demands on highly sensitive sensing, imaging, and electronic amplifying circuits [15, 16]. The  $G$  is defined as the number of collected carriers' worth of absorbed photons per unit time, which is equivalent to the ratio of photon-generated carrier lifetime and the carrier transit time [17]. Transit time equals to  $d^2/\mu V$ , where  $d$  is the thickness of active layer and  $V$  is the applied external voltage [16]. Gain in optoelectronic devices can be expressed as

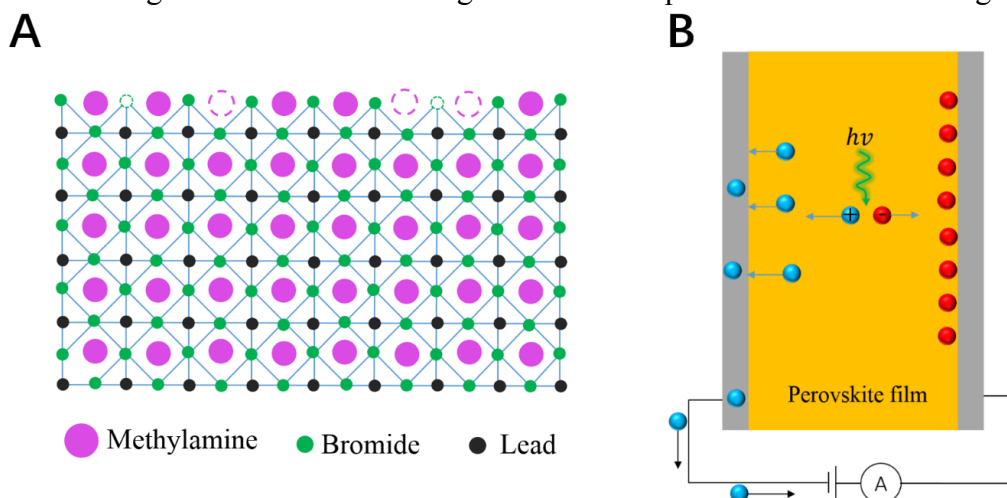
$$G = \frac{N_e}{N_p} = \frac{\tau}{\tau_{tr}} \eta = \frac{\tau \mu V}{d^2} \eta \quad (1)$$

where  $N_e$  and  $N_p$  are the number of collected carriers and absorbed photons,  $\tau$  is the lifetime of photon-generated carrier,  $\tau_{tr}$  is the carrier transit time,  $\eta$  is the external quantum efficiency

of the device [8, 16-18]. From equation (1), prolong the carrier lifetime and reduce carrier transit time can enlarge  $G$ . Meanwhile, improving the quality of semiconductor and ensuring the full absorption of light indicate a more efficient  $\eta$ .

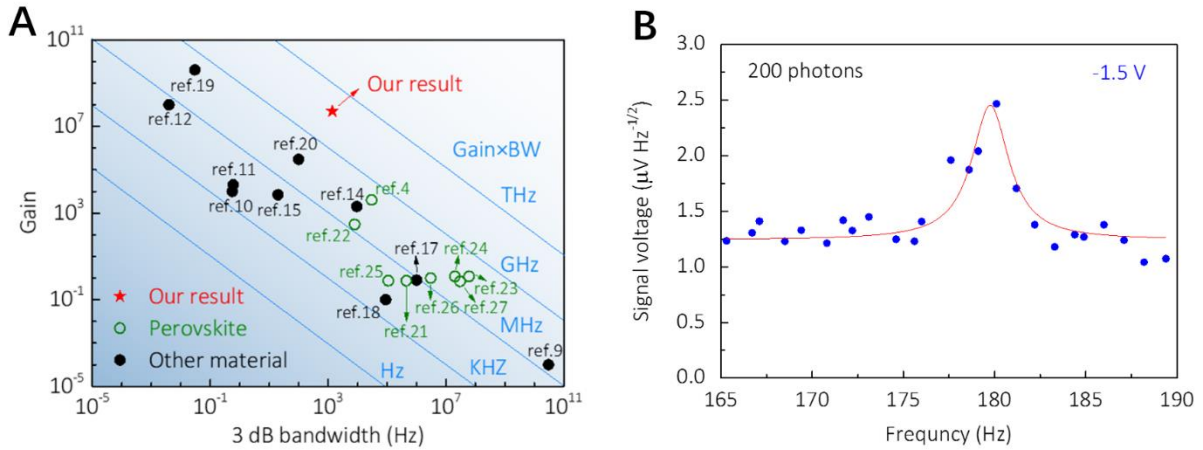
### Improved performance via carrier trapping

Lack of stoichiometric compositions at the surfaces of perovskite films form defects (Fig. 2A). The surface defects can be used to trap photo-generated carriers, which prevent charge-carrier recombination and prolongs the carrier lifetime. As the schematic of photodetector shown in Fig. 2B, upon illumination with photon energy above semiconductor bandgap, electron-hole pairs are generated and electrons are readily trapped at the perovskite/metal interface. The lifetime of trapped electrons is much longer than the transit time of free holes. Under an applied external voltage, the unpaired holes are collected at the cathode. When the electrons are trapped, the number of holes injected in the active layers will pass through the circuit before recombining with electrons, which greatly exceeds the number of the originally photo-generated carriers. Furthermore, in order to reduce the carrier transit time, the thickness of perovskite film was optimized to be as thin as possible while ensuring full absorption of incident light. The carrier mobility also was increased over 200 times by replacing the polycrystalline active layer with the single crystal. Moreover, we applied purification for the precursor to reduce internal defects in perovskite film. The device achieved a record photoconductive gain of 50 million and a gain-bandwidth product of 70 GHz. The gain and the



**Fig. 2. Surface defects and trapping mechanism in perovskite film. (A)** Illustration of point defects in perovskites. Here, colors represent the following: black, lead; green, bromide; purple, methylamine. **(B)** Schematic of photodetector.

gain-bandwidth product of our device are over 5000 times and two orders of magnitude higher than all the reported perovskite photodetectors based on photoconductive mechanism respectively (Fig.3A) [8]. The device also obtained an ultrahigh sensitivity with record detection limit down to about 200 photons, which is over 50 times lower than all reported perovskite photodetectors (Fig.3B) [8].



**Fig. 3. Record performances of the photodetector. (A)** Gain and Gain-bandwidth product of the detectors based on different materials. **(B)** The device responded to 200 photons in each pulse of the incident light at 180 Hz at -1.5 V bias. (A, B) Reproduced with permission from Ref. [8], ©WILEY-VCH Verlag GmbH & Co. KGaA, Weinheim 2018.

## Conclusion

Exceeding the general concept that defects are harmful, we demonstrated that the defects can be positive in perovskite optoelectronic devices. With the help of surface defects, the record photoconductive gain, gain-bandwidth product and detection limit were achieved in our perovskite photodetector. The trapping of photo-carriers by defects decreases the performance of photovoltaic performance devices but improves the photoconductive gain of photodetectors. Therefore, in-depth understanding of defects evolution and delicate manipulation is the key to maximize the performance of perovskite optoelectronic devices.

## Data availability

All data are available from the corresponding author(s) upon reasonable request.

**Conflict of interest:** The authors declare no competing financial interest.

## References

1. Liu M, Johnston M B, Snaith H J. Efficient planar heterojunction perovskite solar cells by vapour deposition[J]. *Nature*, 2013, 501(7467): 395-398.
2. <https://www.nrel.gov/pv/cell-efficiency.html>, Best Research-Cell Efficiencies, National Renewable Energy Laboratory, accessed: 12, 2020.
3. Lin K, Xing J, Quan L N, et al. Perovskite light-emitting diodes with external quantum efficiency exceeding 20 percent[J]. *Nature*, 2018, 562(7726): 245-248.
4. Cao Y, Wang N, Tian H, et al. Perovskite light-emitting diodes based on spontaneously formed submicrometre-scale structures[J]. *Nature*, 2018, 562(7726): 249-253.
5. Zhu H, Fu Y, Meng F, et al. Lead halide perovskite nanowire lasers with low lasing thresholds and high quality factors[J]. *Nature materials*, 2015, 14(6): 636-642.
6. Sutherland B R, Sargent E H. Perovskite photonic sources[J]. *Nature Photonics*, 2016, 10(5): 295.
7. Veldhuis S A, Boix P P, Yantara N, et al. Perovskite materials for light-emitting diodes and lasers[J]. *Advanced materials*, 2016, 28(32): 6804-6834.
8. Yang Z, Deng Y, Zhang X, et al. High-Performance Single-Crystalline Perovskite Thin-Film Photodetector[J]. *Advanced Materials*, 2018, 30(8): 1704333.
9. Deng Y H, Yang Z Q, Ma R M. Growth of centimeter-scale perovskite single-crystalline thin film via surface engineering[J]. *Nano convergence*, 2020, 7(1): 1-7.
10. Hall R N. Electron-hole recombination in germanium[J]. *Physical review*, 1952, 87(2): 387.
11. Shockley W, Read Jr W T. Statistics of the recombinations of holes and electrons[J]. *Physical review*, 1952, 87(5): 835.
12. Conwell E, Weisskopf V F. Theory of impurity scattering in semiconductors[J]. *Physical review*, 1950, 77(3): 388.
13. Eames C, Frost J M, Barnes P R F, et al. Ionic transport in hybrid lead iodide perovskite solar cells[J]. *Nature communications*, 2015, 6(1): 1-8.
14. Yoon S J, Kuno M, Kamat P V. Shift happens. How halide ion defects influence photoinduced segregation in mixed halide perovskites[J]. *ACS Energy Letters*, 2017, 2(7): 1507-1514.
15. Konstantatos G, Clifford J, Levina L, et al. Sensitive solution-processed visible-wavelength photodetectors[J]. *Nature photonics*, 2007, 1(9): 531-534.

16. Soci C, Zhang A, Xiang B, et al. ZnO nanowire UV photodetectors with high internal gain[J]. Nano letters, 2007, 7(4): 1003-1009.
17. Saleh B E A, Teich M C. Fundamentals of photonics[M]. John Wiley & sons, 2019.
18. J. M. Liu, Photonic Devices, Cambridge University Press, New York 2009.