

Improving Clinical Document Understanding on COVID-19 Research with Spark NLP

Veysel Kocaman, David Talby

John Snow Labs Inc.
16192 Coastal Highway
Lewes, DE , USA 19958
{veysel, david}@johnsnowlabs.com

Abstract

Following the global COVID-19 pandemic, the number of scientific papers studying the virus has grown massively, leading to increased interest in automated literature review. We present a clinical text mining system that improves on previous efforts in three ways. First, it can recognize over 100 different entity types including social determinants of health, anatomy, risk factors, and adverse events in addition to other commonly used clinical and biomedical entities. Second, the text processing pipeline includes assertion status detection, to distinguish between clinical facts that are present, absent, conditional, or about someone other than the patient. Third, the deep learning models used are more accurate than previously available, leveraging an integrated pipeline of state-of-the-art pre-trained named entity recognition models, and improving on the previous best performing benchmarks for assertion status detection. We illustrate extracting trends and insights - e.g. most frequent disorders and symptoms, and most common vital signs and EKG findings - from the COVID-19 Open Research Dataset (CORD-19). The system is built using the Spark NLP library which natively supports scaling to use distributed clusters, leveraging GPU's, configurable and reusable NLP pipelines, healthcare-specific embeddings, and the ability to train models to support new entity types or human languages with no code changes.

1 Introduction

The COVID-19 pandemic brought a surge of academic research about the virus - resulting in 23,634 new publications between January and June of 2020 (da Silva, Tsigaris, and Erfanmanesh 2020) and accelerating to 8,800 additions per week from June to November on the COVID-19 Open Research Dataset (Wang et al. 2020). Such a high volume of publications makes it impossible for researchers to read each publication, resulting in increased interest in applying natural language processing (NLP) and text mining techniques to enable semi-automated literature review (Cheng, Cao, and Liao 2020).

In parallel, there is a growing need for automated text mining of Electronic health records (EHRs) in order to find clinical indications that new research points to. EHRs are the primary source of information for clinicians tracking the care of their patients. Information fed into these systems may

be found in structured fields for which values are inputted electronically (e.g. laboratory test orders or results) (Liede et al. 2015) but most of the time information in these records is unstructured making it largely inaccessible for statistical analysis (Murdoch and Detsky 2013). These records include information such as the reason for administering drugs, previous disorders of the patient or the outcome of past treatments, and they are the largest source of empirical data in biomedical research, allowing for major scientific findings in highly relevant disorders such as cancer and Alzheimer's disease (Perera et al. 2014).

A primary building block in such text mining systems is named entity recognition (NER) - which is regarded as a critical precursor for question answering, topic modelling, information retrieval, etc (Yadav and Bethard 2019). In the medical domain, NER recognizes the first meaningful chunks out of a clinical note, which are then fed down the processing pipeline as an input to subsequent downstream tasks such as clinical assertion status detection (Uzuner et al. 2011), clinical entity resolution (Tzitzivacos 2007) and de-identification of sensitive data (Uzuner, Luo, and Szolovits 2007) (see Figure 1). However, segmentation of clinical and drug entities is considered to be a difficult task in biomedical NER systems because of complex orthographic structures of named entities (Liu et al. 2015).

The next step following an NER model in the clinical NLP pipeline is to assign an assertion status to each named entity given its context. The status of an assertion explains how a named entity (e.g. clinical finding, procedure, lab result) pertains to the patient by assigning a label such as present ("patient is diabetic"), absent ("patient denies nausea"), conditional ("dyspnea while climbing stairs"), or associated with someone else ("family history of depression"). In the context of COVID-19, applying an accurate assertion status detection is crucial, since most patients will be tested for and asked about the same set of symptoms and comorbidities - so limiting a text mining pipeline to recognizing medical terms without context is not useful in practice.

In this study, we introduce a set of pre-trained NER models that are all trained on biomedical and clinical datasets within a Bi-LSTM-CNN-Char deep learning architecture, and a Bi-LSTM based assertion detection module built on top of the Spark NLP software library. We then illustrate how to extract knowledge and relevant information from unstructured

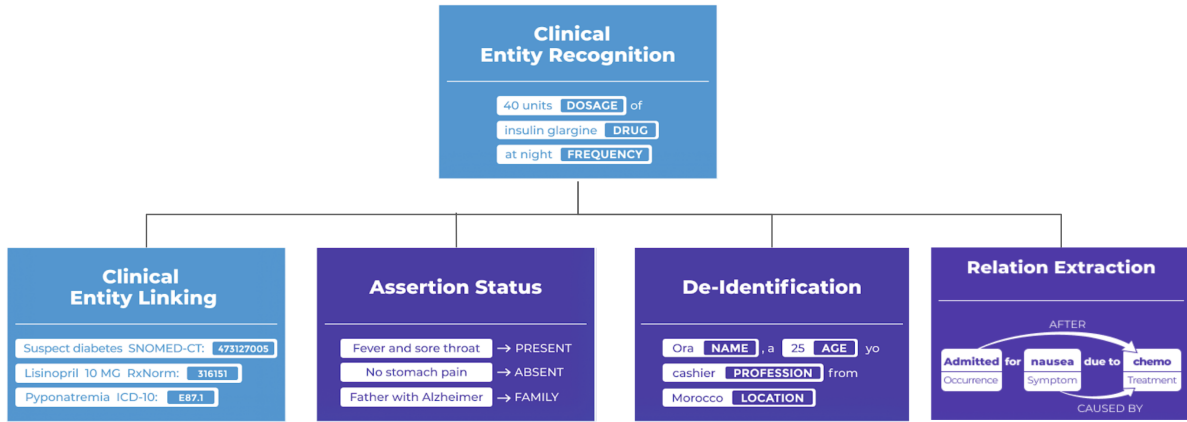


Figure 1: Named Entity Recognition is a fundamental building block of medical text mining pipelines, and feeds downstream tasks such as assertion status, entity linking, de-identification, and relation extraction.

electronic health records (EHR) and COVID-19 Open Research Dataset (CORD-19) by combining these models in a pipeline. Using state-of-the-art deep learning architectures, Spark NLP’s NER and Assertion modules can also be extended to other spoken languages with zero code changes and can scale up in Spark clusters. Moreover, by utilizing Apache Spark, both training and inference of full NLP pipelines can scale to make the most of distributed Spark clusters. Due to brevity concerns, the implementation details and training metrics of these models will be kept out of the scope of this study.

The specific novel contributions of this paper are:

- Introducing a medical text mining pipeline composed of state-of-the-art, healthcare-specific NER models
- Introducing a clinical assertion status detection model that establishes a new state-of-the-art level of accuracy on a widely used benchmark
- Describing how to apply these models in a unified, performant, and scalable pipeline on documents from the CORD-19 dataset.

The remainder of the paper is organized as follows: Section 2 Introduces the Spark NLP library, summarizes the NER and assertion detection model frameworks it implements, and elaborates the named entities in each pre-trained NER model. Section 4 explains how to build a prediction pipeline to extract named entities and assign assertion statuses from a set of documents on a cluster with Spark NLP. Section 5 discusses benchmarking speed and scalability issues and Section 6 concludes this paper by summarizing key points and future directions.

2 Named Entity Recognition in Spark NLP

The deep neural network architecture for named entity recognition in Spark NLP is based on the BiLSTM-CNN-Char framework. It is a modified version of the architecture proposed by Chiu et.al. (Chiu and Nichols 2016). It is a neural network architecture that automatically detects word and

character-level features using a hybrid bidirectional LSTM and CNN architecture, eliminating the need for most feature engineering steps. The detailed architecture of the framework in the original paper is illustrated at Figure 2 and a sample predictions from a set of pre-trained clinical NER models from a text taken from CORD-19 dataset is shown in 3.

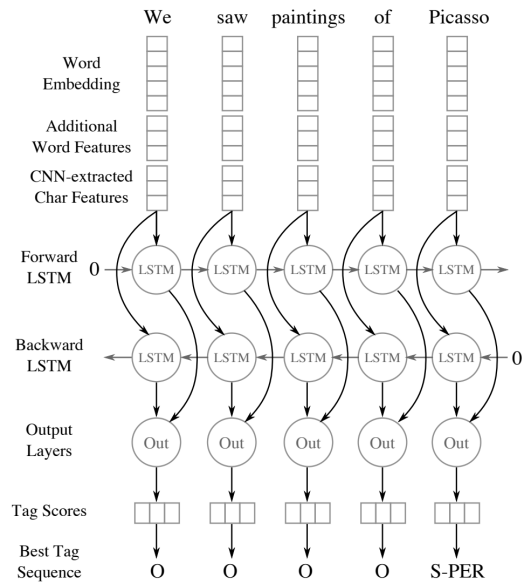


Figure 2: Overview of the original BiLSTM-CNN-Char architecture (Chiu and Nichols 2016).

In Spark NLP, this architecture is implemented using TensorFlow, and has been heavily optimized for accuracy, speed, scalability, and memory utilization. This setup has been tightly integrated with Apache Spark to let the driver node run the entire training using all the available cores on the driver node. There is a CUDA version of each TensorFlow component to enable training models on GPU when available.

The genome of IBV TEST is about 27.6 kb in length. It encodes 15 non-structural proteins PROTEIN, and 4 structural proteins PROTEIN: spike glycoprotein TEST (S), small membrane protein PROTEIN (E), membrane glycoprotein PROTEIN (M), PROTEIN and phosphorylated nucleocapsid protein TEST (N). PROTEIN At the 5 and 3 ends DNA of the genome, there is an untranslated region DNA (UTR DNA) each (Armesto et al., 2009 DATE). NDV DRUG possesses a 15 kb long genome TEST comprising 6 genes DNA C 2019 Poultry Science Association Inc. Received April 18, 2019 DATE. Accepted June 9, 2019 DATE. 1 GENE_OR_GENE_PRODUCT Corresponding author: whongning@163.com which individually encode the nucleocapsid (N), matrix protein PROTEIN (M), phosphoprotein PROTEIN (P), fusion protein PROTEIN (F), hemagglutinin-neuraminidase protein PROTEIN (HN), PROTEIN and large polymerase protein (LP TEST) (de Leeuw and Peeters, 1999 DATE). IBV PROBLEM and NDV TREATMENT both have high mutation rates PROBLEM, making their prevention TREATMENT and control TREATMENT difficult. Quick TEST and accurate detection of IBV PROBLEM and NDV TEST is important for preventing the viruses from spreading PROBLEM. A wide variety of diagnostic assays TEST for IBV PROBLEM and NDV PROBLEM have been developed, including virus isolation PROBLEM, and serological TEST and molecular assays TEST (Bande TEST et al., 2016; Brown and Bevins, 2017). Costs, requirements of stringent techniques DRUG, and time required limit the use of virus isolation TREATMENT as a routine virus detection assay TEST (Bande TEST et al., 2016). Serological assays TEST, such as hemagglutination inhibition TEST and ELISA TEST, are faster TEST_RESULT and simpler than TEST_RESULT virus isolation PROBLEM, but tend to lack specificity and sensitivity PROBLEM, especially in the case of IBV PROBLEM, and poor crossreactions between serotypes PROBLEM makes serological tests TEST less applicable (Cavanagh CLINICAL_DEPT, 2007 DATE; Miller et al., 2010 DATE). In view of their high sensitivity, specificity, and reduced flow time, molecular assays TEST are the most commonly used 5401 methods for IBV PROBLEM and NDV monitoring TEST. According to previous studies TEST, both IBV TEST and NDV quantification RT-PCR TEST (qRT-PCR TEST) detection methods TEST were highly specific, and the lowest detection limits were 10²-10⁴ genome copies DNA indicating that these qRT-PCR methods TEST were highly sensitive (Callison et al., 2006 DATE; Farkas et al., 2009 DATE; Wise et al., 2004 DATE). Another highly specific TEST and sensitive molecular method TEST is nested RT-PCR TEST (nRT-PCR TEST) which involves 2 rounds of PCR amplifications TEST. As previously reported EVIDENTIAL, the lowest detection limits of IBV PROBLEM and NDV nRT-PCR assays TEST were 10^{1.9} TEST_RESULT and 10^{4.0} TEST_RESULT EID TEST 50/mL TEST_RESULT, respectively (Nguyen et al., 2013 DATE).

Figure 3: Sample predictions from pre-trained clinical NER models in Spark NLP for Healthcare

The Spark NLP provides open-source API's in Python, Java, Scala, and R - so that users do not need to be aware of the underlying implementation details (TensorFlow, Spark, etc.) in order to use it.

The full list of the entities for each pre-trained medical NER model is available in Appendix D, the accuracy metrics are given in Table 1 and a sample Python code for training a NER model from scratch is in Appendix C.

Table 1: Validation metrics of the selected NER models trained with clinical word embeddings in Spark NLP. These NER models are trained with the datasets mentioned in the original papers cited (Appendix D)

model	number of entity	micro F1	macro F1
ner_anatomy	10	0.750	0.851
ner_bionlp	15	0.638	0.748
ner_cellular	4	0.792	0.813
ner_clinical	3	0.872	0.873
ner_deid_sd	7	0.896	0.942
ner_deid_enriched	17	0.762	0.934
ner_diseases	1	0.960	0.960
ner_drugs	1	0.963	0.964
ner_events	10	0.690	0.801
jsl_ner_wip	76	0.842	0.863
ner_posology	6	0.881	0.922
ner_risk_factors	8	0.593	0.728
ner_human_phenotype_go	2	0.904	0.922
ner_human_phenotype_gene	2	0.871	0.876
ner_chemprot	3	0.785	0.817
ner_ade	2	0.824	0.852

3 Assertion Status Detection in Spark NLP

The deep neural network architecture for assertion status detection in Spark NLP is based on a Bi-LSTM framework, and is a modified version of the architecture proposed by Fancellu et.al. (Fancellu, Lopez, and Webber 2016). Its goal

is to classify the assertions made on given medical concepts as being *present*, *absent*, or *possible* in the patient, *conditionally present* in the patient under certain circumstances, *hypothetically present* in the patient at some future point, and mentioned in the patient report but *associated with someone-else* (Uzuner et al. 2011).

In the proposed implementation, input units depend on the target tokens (a named entity) and the neighboring words that are explicitly encoded as a sequence using word embeddings. Similar to Fancellu et.al. (Fancellu, Lopez, and Webber 2016) we have observed that that 95% of the scope tokens (neighboring words) fall in a window of 9 tokens to the left and 15 to the right of the target tokens in the same dataset. We therefore implemented the same window size and used learning rate 0.0012, dropout 0.05, batch size 64 and a maximum sentence length 250. The model has been implemented within Spark NLP as an annotator called *AssertionDLModel*. After training 20 epoch and measuring accuracy on the official test set, this implementation exceeds the latest state-of-the-art accuracy benchmarks as summarized as Table 2

Table 2: Assertion detection model test metrics. Our implementation exceeds the benchmarks in the latest best model (Uzuner et al. 2011) in 4 out of 6 assertion labels - and in overall accuracy.

Assertion Label	Spark NLP	Latest Best
Absent	0.944	0.937
Someone-else	0.904	0.869
Conditional	0.441	0.422
Hypothetical	0.862	0.890
Possible	0.680	0.630
Present	0.953	0.957
micro F1	0.939	0.934

A sample predictions from a clinical assertion detection model can be seen at Table 3.

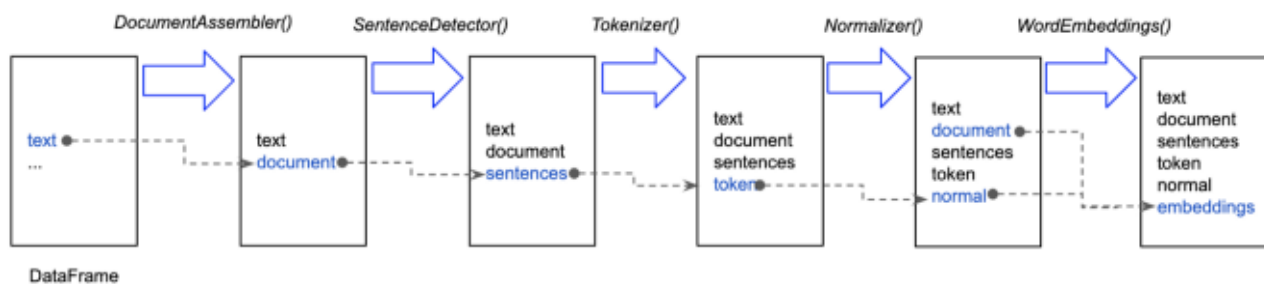


Figure 4: The flow diagram of a Spark NLP pipeline. When we fit() on the pipeline with a Spark data frame, its text column is fed into the DocumentAssembler() transformer and a new column *document* is created as an initial entry point to Spark NLP for any Spark data frame. Then, its document column is fed into the SentenceDetector() module to split the text into an array of sentences and a new column “sentences” is created. Then, the “sentences” column is fed into Tokenizer(), each sentence is tokenized, and a new column “token” is created. Then, Tokens are normalized (basic text cleaning) and word embeddings are generated for each. Now data is ready to be fed into NER models and then to the assertion model.

Table 3: Sample predictions from the pre-trained clinical assertion detection model in Spark NLP.

Sample text : *Patient with severe fever and sore throat. He shows no stomach pain and is maintained on an epidural and PCA for pain control. He also became short of breath with climbing a flight of stairs. After CT, lung tumor located at the right lower lobe. Father with Alzheimer.*

chunk	entity	assertion
severe fever	PROBLEM	Present
sore throat	PROBLEM	Present
stomach pain	PROBLEM	Absent
an epidural	TREATMENT	Present
PCA	TREATMENT	Present
pain control	PROBLEM	Present
short of breath	PROBLEM	Conditional
CT	TEST	Present
Lung tumor	PROBLEM	Present
Alzheimer	PROBLEM	Someone-else

4 Analysing the CORON-19 Dataset with Pre-trained Models

Since assertion status labels are assigned to a medical concept that is given as an input to the assertion detection model, NER and assertion models must work together sequentially. In Spark NLP, we handle this interaction by feeding the output of NER models to an NER converter to create chunks from labeled entities and then feed these chunks to the assertion status detection model within the same pipeline. The flow diagram of such a pipeline can be seen in Figure 4. As the flow diagram shows, in Spark NLP each generated (output) column is pointed to the next module as an input, depending on its input column specifications. A sample Python code for such a prediction pipeline can be seen at Appendix B.

This enables users to easily configure arbitrary pipelines - such as running 20 NER pre-trained models within one pipeline, as we do in this analysis of the CORON-19 dataset.

NLP pipelines configured this way are easily reproducible, since they are serializable and directly expressed in code. They also simplify experimentation - for example, comparing multiple NER and assertion status models in the same run (while benefiting from the fact that data and embeddings are only loaded into memory once), or trying with different text cleaning steps before the NER stage (such as stopword removal, lemmatization, or automated spell correction).

While the CORON-19 text mining pipeline scales to process an arbitrary number of articles, for purposes of concrete demonstration the next two tables show results on a randomly sampled of 100 articles. The number of recognized named entities for the selected entity classes can be seen at Table 4. The number of entities detected from each document (20 NER models, over 10 document) can be seen at Table 5. The most frequent phrases from the selected entity types can be found at Table 6. The predictions from the assertion status detection model for *Disease_Syndrome_Disorder* is shown in Table 7.

One benefit for this system compared to previous work is the variety of medical entity types that be recognized: As detailed in Appendix D, this NLP pipeline extracts over 100 entity types. While most clinical named entity recognition focus on symptoms, treatments, and drugs, and most biomedical focused projects focus on chemicals, proteins, and genes, this pipeline goes beyond these and can also extract:

- Entities related to social determinants of health such as age and gender, rate and ethnicity, diet, social history, employment, relationship status, alcohol use, sexual activity and orientation
- Medical risk factors such as hypertension, smoking, cholesterol, hyperlipidemia, weight and BMI, kidney disease, pregnancy, and diabetes
- Specific vital signs and lab results such as pulse, temperature, O2 saturation, respiration, LDL and HDL
- Detailed biomedical entity types such as organ, tissue, gene, human phenotype, chemical, species, amino acid, protein, cell, cell component, biological function, chemical,

Table 4: The number of entities for the selected entity classes per document from COR-19 dataset (10 documents sampled).

document_id	anatomy	cell	organism	ade	dna	protein	problem	treatment	test	location	disease	drug	drug_ingredient	test_result	medical_device	virus	chemical	gene	chem	species
1	157	189	280	64	134	150	1312	944	634	188	124	608	129	30	55	229	109	130	56	254
2	277	296	137	120	155	124	1024	475	620	62	39	243	51	122	76	4	95	188	55	130
3	210	252	54	105	33	129	406	388	377	66	52	304	99	39	31	2	94	104	90	26
4	94	196	77	76	71	77	479	490	565	31	26	293	71	70	51	70	139	136	97	67
5	12	0	14	51	4	3	240	127	145	73	67	89	23	12	23	1	94	42	44	11
6	6	7	9	7	8	14	222	90	56	183	54	36	0	2	1	18	15	61	11	44
7	29	15	69	54	2	25	384	680	271	29	38	451	76	16	239	99	114	61	53	33
8	27	16	25	29	18	420	318	246	443	47	18	165	24	43	5	15	116	134	78	25
9	44	17	42	14	0	2	456	93	138	41	169	71	23	7	1	0	14	13	19	18
10	1	0	15	1	0	1	42	23	11	22	16	9	0	0	1	0	0	2	0	9

Table 5: The total number of entities from the selected NER models per document from COR-19 dataset (10 documents sampled).

document_id	anatomy_coarse	anatomy	bionlp	cellular	clinical	deid	enriched	diseases	drugs	events_clinical	jsl_ner_wip	medmentions	posology	risk_factors	human_phenotype_go	human_phenotype_gene	chemprot_clinical	ade_clinical	chemicals	bacterial_species
1	157	128	584	336	1313	487	387	124	62	1649	847	1904	144	182	77	129	81	435	56	254
2	277	259	713	368	948	184	167	39	51	1182	772	1429	101	75	71	125	150	139	55	130
3	210	200	511	226	510	130	61	52	90	697	633	924	165	33	75	84	148	178	90	26
4	94	93	318	214	656	41	22	26	42	771	525	957	104	18	31	110	98	196	97	67
5	12	11	83	7	219	136	88	67	9	425	211	654	21	103	12	49	41	78	44	11
6	6	5	31	25	140	215	128	54	0	442	135	590	4	80	75	66	15	35	11	44
7	29	37	178	33	637	31	20	38	20	771	404	967	95	15	25	59	59	372	53	33
8	27	22	175	441	436	138	46	18	25	579	311	728	69	28	27	102	114	91	78	25
9	44	43	106	3	319	66	77	169	19	455	445	478	26	53	24	35	17	43	19	18
10	1	4	17	1	35	33	23	16	0	64	49	98	2	19	1	1	1	8	0	9

substance, process

Table 4 shows that this variety is useful in practice in the context of COVID-19 research. On just 10 randomly selected documents and 20 entity types, there are over 60 cases of more than a hundred instances of one entity type found within one paper. Only in fewer than 10% of the cells there were fewer than 10 entities recognized for a specific entity type in a specific document. This suggests that text mining approaches that ignore these entity types fail to take advantage of a lot of clinical insight that the COVID-19 research papers include.

Table 7 shows how an accurate assertion status detection model can help in filtering this large amount of entities - in order to focus researchers and downstream algorithms on the most clinically relevant insights. In this small sample, 'systemic disease' is a present clinical condition; 'infectious diseases' and 'disorders of immunity' are hypothetical; while 'skin diseases' and 'parvovirus' are associated with someone else.

Consider a common use case of building an automated knowledge graph that links patient symptoms to drugs they

are taking, existing conditions, or past procedures. The difference between having assertion status detection results, and being able to filter only to symptoms and drugs that positively impact the patient, will have a substantial impact on the accuracy of the bottom-line results. Since more than a thousand entities are recognized in each research paper, and hundreds of thousands of published COVID-19 papers - doing this automatically, accurately, and at scale is required.

5 Benchmarking Speed and Scalability

The design of Spark NLP pipelines as described in Figure 4, where new columns are added to an existing (potentially distributed) data frame with each additional pipeline step, is optimized for parallel execution. It's design for the case where different rows may reside on different machines - benefiting from the optimizations and design of Spark ML.

In order to evaluate how fast the pipeline works and how effectively it scales to make use of a compute cluster, we ran the same Spark NLP prediction pipelines in local mode and in cluster mode. In local mode, a single Dell server with 32 cores and 32 GB memory was used. In cluster mode,

Table 6: The most frequent 10 terms from the selected entity types predicted through parsing 100 articles from COR-19 dataset (Wang et al. 2020) with an NER model named *jsl_ner_wip* in Spark NLP. Getting predictions from the model, we can get some valuable information regarding the most frequent disorders or symptoms mentioned in the papers or the most common vital and EKG findings without reading the paper. According to this table, the most common symptom is *cough* and *inflammation* while the most common drug ingredients mentioned is *oseltamivir* and *antibiotics*. We can also say that *cardiogenic oscillations* and *ventricular fibrillation* are the common observations from EKGs while *fever* and *hypothermia* are the most common vital signs.

Disease Syndrome Disorder	Communicable Disease	Symptom	Drug Ingredient	Procedure	Vital Sign Findings	EKG Findings
infectious diseases	HIV	cough	oseltamivir	resuscitation	fever	low VT
sepsis	H1N1	inflammation	biological agents	cardiac surgery	hypothermia	cardiogenic oscillations
influenza	tuberculosis	critically ill	VLPs	tracheostomy	hypoxia	significant changes
septic shock	influenza	necrosis	antibiotics	CPR	respiratory failure	CO reduces oxygen transport
asthma	TB	bleeding	saline	vaccination	hypotension	ventricular fibrillation
pneumonia	hepatitis viruses	lesion	antiviral	bronchoscopy	hypercapnia	significant impedance increases
COPD	measles	cell swelling	quercetin	intubation	tachypnea	ventricular fibrillation
gastroenteritis	pandemic influenza	hemorrhage	NaCl	transfection	respiratory distress	pulseless electrical activity
viral infections	seasonal influenza	diarrhea	ribavirin	bronchoalveolar lavage	hypoxaemia	mild/moderate hypothermia
SARS	rabies	toxicity	Norwalk agent	autopsy	pyrexia	cardiogenic oscillations

Table 7: A sample assertion status labels for a set of entities detected by an NER model as *Disease_Syndrome_Disorder* out of COR-19 dataset.

chunk	assertion
systemic disease	Present
skin diseases	Someone-else
vascular disorders	Possible
infectious diseases	Hypothetical
disorders of immunity	Hypothetical
infectious disease	Hypothetical
word malacia	Present
chapter-necrosis	Hypothetical
parvovirus	Someone-else

10 machines with 32 GB and 16 cores each were used, in a Databricks cluster on AWS. The performance results are shared in Figure 5.

These benchmarks show that tokenization is 20x faster while the entity extraction is 3.5x faster on the cluster, compared to the single machine run. It indicates that speedup depends on the complexity of the task. For example, tokenization provides super-linear speedup (i.e. growing machines by 10x improves speed by more than 10x), while NER delivers sub-linear speedup (because it's a more computationally complex task).

6 Conclusion

In this study, we introduced a set of pretrained named entity recognition and assertion status detection models that are trained on biomedical and clinical datasets with deep learning architectures on top of Spark NLP. We then present how to extract relevant facts from the COR-19 dataset by applying state-of-the-art NER and assertion status models in a unified & scalable pipeline and shared the results to illustrate extracting valuable information from scientific papers.

The results suggest that papers present in the COR-19 include a wide variety of the many entity types that this new NLP pipeline can recognize, and that assertion status detec-

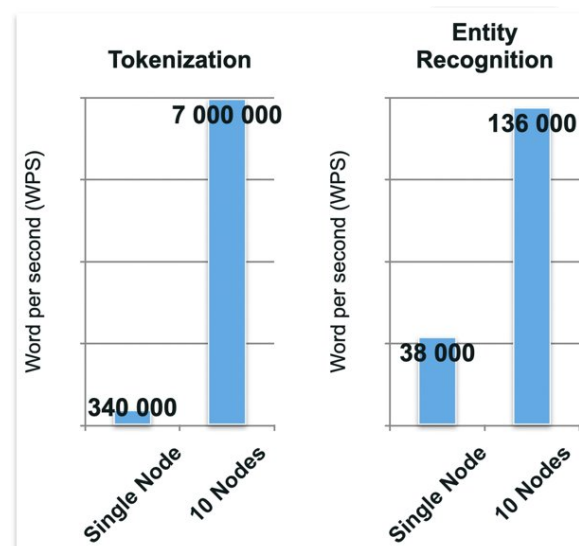


Figure 5: Comparing the Spark NLP document parsing pipeline in standalone and cluster mode. Tests show that tokenization is 20x faster while the entity extraction is 3.5x faster in cluster mode when compared to standalone mode.

tion is a useful filter on these entities. This bodes well for the richness of downstream analysis that can be done using this now structured and normalized data - such as clustering, dimensionality reduction, semantic similarity, visualization, or graph-based analysis to identify correlated concepts. One future research direction is to apply these downstream analyses on the richer, scalable, and more accurate insights that this NLP pipeline generates.

Since NER and assertion status models in Spark NLP are trainable, it is easy to add support for a new language like German, French, or Spanish, as long as there is an annotated data for it. Spark NLP currently supports 46 languages and 3 languages for Healthcare - English, German and Spanish. Spark NLP provides production-grade libraries for popular

programming languages - Python, Scala, Java and R - and has an active community, frequent releases, public documentation and freely available code examples. Future work in this space includes adding support for additional languages, additional entity types, and extending the NLP pipeline further by adding relation extraction and entity resolution models.

References

- Cheng, X.; Cao, Q.; and Liao, S. 2020. An overview of literature on COVID-19, MERS and SARS: Using text mining and latent Dirichlet allocation. *Journal of Information Science* .
- Chiu, J. P.; and Nichols, E. 2016. Named entity recognition with bidirectional LSTM-CNNs. *Transactions of the Association for Computational Linguistics* 4: 357–370.
- da Silva, J. A. T.; Tsigaris, P.; and Erfanmanesh, M. 2020. Publishing volumes in major databases related to Covid-19. *Scientometrics* 1 – 12.
- Doğan, R. I.; Leaman, R.; and Lu, Z. 2014. NCBI disease corpus: a resource for disease name recognition and concept normalization. *Journal of biomedical informatics* 47: 1–10.
- Fancellu, F.; Lopez, A.; and Webber, B. 2016. Neural networks for negation scope detection. In *Proceedings of the 54th annual meeting of the Association for Computational Linguistics (volume 1: long papers)*, 495–504.
- Henry, S.; Buchan, K.; Filannino, M.; Stubbs, A.; and Uzuner, O. 2020. 2018 n2c2 shared task on adverse drug events and medication extraction in electronic health records. *Journal of the American Medical Informatics Association* 27(1): 3–12.
- Johnson, A. E.; Pollard, T. J.; Shen, L.; Li-Wei, H. L.; Feng, M.; Ghassemi, M.; Moody, B.; Szolovits, P.; Celi, L. A.; and Mark, R. G. 2016. MIMIC-III, a freely accessible critical care database. *Scientific data* 3(1): 1–9.
- Kim, J.-D.; Ohta, T.; Tsuruoka, Y.; Tateisi, Y.; and Collier, N. 2004. Introduction to the bio-entity recognition task at JNLPBA. In *Proceedings of the international joint workshop on natural language processing in biomedicine and its applications*, 70–75. Citeseer.
- Liede, A.; Hernandez, R. K.; Roth, M.; Calkins, G.; Larrabee, K.; and Nicacio, L. 2015. Validation of International Classification of Diseases coding for bone metastases in electronic health records using technology-enabled abstraction. *Clinical epidemiology* 7: 441.
- Liu, S.; Tang, B.; Chen, Q.; and Wang, X. 2015. Effects of semantic features on machine learning-based drug name recognition systems: word embeddings vs. manually constructed dictionaries. *Information* 6(4): 848–865.
- Murdoch, T. B.; and Detsky, A. S. 2013. The inevitable application of big data to health care. *Jama* 309(13): 1351–1352.
- Nédellec, C.; Bossy, R.; Kim, J.-D.; Kim, J.-J.; Ohta, T.; Pyysalo, S.; and Zweigenbaum, P. 2013. Overview of BioNLP shared task 2013. In *Proceedings of the BioNLP shared task 2013 workshop*, 1–7.
- Perera, G.; Khondoker, M.; Broadbent, M.; Breen, G.; and Stewart, R. 2014. Factors associated with response to acetylcholinesterase inhibition in dementia: a cohort study from a secondary mental health care case register in London. *PLoS one* 9(11): e109484.
- Pyysalo, S.; and Ananiadou, S. 2014. Anatomical entity mention recognition at literature scale. *Bioinformatics* 30(6): 868–875.
- Segura Bedmar, I.; Martínez, P.; and Herrero Zazo, M. 2013. Semeval-2013 task 9: Extraction of drug-drug interactions from biomedical texts (ddiextraction 2013). Association for Computational Linguistics.
- Sousa, D.; Lamurias, A.; and Couto, F. M. 2019. A silver standard corpus of human phenotype-gene relations. *arXiv preprint arXiv:1903.10728* .
- Stubbs, A.; Kotfila, C.; Xu, H.; and Uzuner, Ö. 2015. Identifying risk factors for heart disease over time: Overview of 2014 i2b2/UTHealth shared task Track 2. *Journal of biomedical informatics* 58: S67–S77.
- Sun, W.; Rumshisky, A.; and Uzuner, O. 2013. Evaluating temporal relations in clinical text: 2012 i2b2 Challenge. *Journal of the American Medical Informatics Association* 20(5): 806–813.
- Tzitzivacos, D. 2007. International Classification of Diseases 10th edition (ICD-10):: main article. *CME: Your SA Journal of CPD* 25(1): 8–10.
- Uzuner, Ö.; Luo, Y.; and Szolovits, P. 2007. Evaluating the state-of-the-art in automatic de-identification. *Journal of the American Medical Informatics Association* 14(5): 550–563.
- Uzuner, Ö.; South, B. R.; Shen, S.; and DuVall, S. L. 2011. 2010 i2b2/VA challenge on concepts, assertions, and relations in clinical text. *Journal of the American Medical Informatics Association* 18(5): 552–556.
- Wang, L. L.; Lo, K.; Chandrasekhar, Y.; Reas, R.; Yang, J.; Eide, D.; Funk, K.; Kinney, R.; Liu, Z.; Merrill, W.; et al. 2020. *CORD-19: The Covid-19 Open Research Dataset*. *ArXiv* .
- Yadav, V.; and Bethard, S. 2019. A survey on recent advances in named entity recognition from deep learning models. *arXiv preprint arXiv:1910.11470* .

Appendices

A NER Model Training Tagging Schema

BIO (Begin, Inside and Outside) and BIOES (Begin, Inside, Outside, End, Single) schemes for encoding entity annotations as token tags. Words tagged with O are outside of named entities and the I-XXX tag is used for words inside a named entity of type XXX. Whenever two entities of type XXX are immediately next to each other, the first word of the second entity will be tagged B-XXX to highlight that it starts another entity. On the other hand, BIOES (also known as BIOLU) is a little bit sophisticated annotation method that distinguishes between the end of a named entity and single entities. BIOES stands for Begin, Inside, Outside, End, Single. In this scheme, for example, a word describing a gene entity is tagged with “B-Gene” if it is at the beginning of the entity, “I-Gene” if it is in the middle of the entity, and “E-Gene” if it is at the end of the entity. Single-word gene entities are tagged with “S-Gene”. All other words not describing entities of interest are tagged as ‘O’.

B Defining a Spark NLP Pipeline

```
from sparknlp_jsl.annotator import *

documentAssembler = DocumentAssembler() \
    .setInputCol("text") \
    .setOutputCol("document")

sentenceDetector = SentenceDetector() \
    .setInputCols(["document"]) \
    .setOutputCol("sentence")

tokenizer = Tokenizer() \
    .setInputCols(["sentence"]) \
    .setOutputCol("token")

word_embeddings = WordEmbeddingsModel. \
    pretrained("embeddings_clinical", "en", \
        "clinical/models") \
    .setInputCols(["sentence", "token"]) \
    .setOutputCol("embeddings")

clinical_ner = NerDLModel.pretrained(" \
    ner_clinical", "en", "clinical/models") \
    .setInputCols(["sentence", "token", " \
        embeddings"]) \
    .setOutputCol("ner")

ner_converter = NerConverter() \
    .setInputCols(["sentence", "token", "ner" \
        ]) \
    .setOutputCol("ner_chunk")

clinical_assertion = AssertionDLModel. \
    pretrained("assertion_dl", "en", " \
        clinical/models") \
    .setInputCols(["sentence", "ner_chunk", \
        "embeddings"]) \
    .setOutputCol("assertion")
```

```
nlpPipeline = Pipeline(stages=[ \
    documentAssembler, \
    sentenceDetector, \
    tokenizer, \
    word_embeddings, \
    clinical_ner, \
    ner_converter, \
    clinical_assertion
```

C Training an NER Model in Spark NLP

```
from pyspark.ml import Pipeline
import sparknlp
from sparknlp.training import CoNLL
from sparknlp.annotator import *

spark = sparknlp.start()

training_data = CoNLL().readDataset(spark, ' \
    BC5CDR_train.conll')

word_embedder = WordEmbeddings.pretrained(' \
    wikiner_6B_300', 'xx') \
    .setInputCols(["sentence", 'token']) \
    .setOutputCol("embeddings")

nerTagger = NerDLApproach() \
    .setInputCols(["sentence", "token", " \
        embeddings"]) \
    .setLabelColumn("label") \
    .setOutputCol("ner") \
    .setMaxEpochs(10) \
    .setDropout(0.5) \
    .setLr(0.001) \
    .setPo(0.005) \
    .setBatchSize(8) \
    .setValidationSplit(0.2)

pipeline = Pipeline( \
    stages = [ \
        word_embedder, \
        nerTagger \
    ])

ner_model = pipeline.fit(training_data)
```

D Pretrained NER Models and Entities Covered

ner_anatomy_coarse

(Pyysalo and Ananiadou 2014)

Entities: anatomy

ner_anatomy

Entities: organism_substance, organ, cellular_component, immaterial_anatomical_entity, tissue, organism_subdivision, anatomical_system, cell, pathological_formation, developing_anatomical_structure, multi

ner_bionlp

(Nédellec et al. 2013)

Entities: cellular_component, organ, cancer, organism_substance, multi, simple_chemical, tissue, anatomical_system, organism_subdivision, immaterial_anatomical_entity, organism, developing_anatomical_structure, amino_acid, gene_or_gene_product, pathological_formation, cell

ner_cellular

(Kim et al. 2004)

Entities: dna, cell_line, cell_type, rna, protein

ner_clinical

(Uzuner et al. 2011)

Entities: treatment, problem, test

ner_deid

(Stubbs et al. 2015)

Entities: location, contact, date, profession, name, age, id

ner_deid_enriched

(Stubbs et al. 2015)

Entities: idnum, country, date, profession, medicalrecord, username, organization, zip, id, healthplan, location, device, hospital, city, email, doctor, street, state, patient, bioid, url, phone, fax, age

ner_diseases

(Doğan, Leaman, and Lu 2014)

Entities: disease

ner_drugs

(Henry et al. 2020), (Segura Bedmar, Martínez, and Herero Zazo 2013)

Entities: drug

ner_events_clinical

(Sun, Rumshisky, and Uzuner 2013)

Entities: test, problem, clinical_dept, occurrence, date, time, evidential, treatment, frequency, duration

jsl_ner_wip_clinical

(in-house annotations from mtsamples and MIMIC-III (Johnson et al. 2016))

Entities: triglycerides, oncological, female_reproductive_status, form, time, date, alcohol, medical_history_header, race_ethnicity, temperature, drug_brandname, frequency, fetus_newborn, sexually_active_or_sexual_orientation, disease_syndrome_disorder, section_header, social_history_header, strength, cerebrovascular_disease, family_history_header, employment, weight, pregnancy, total_cholesterol, diet, ekg_findings, gender, drug_ingredient, vaccine, substance, oxygen_therapy, internal_organ_or_component, blood_pressure, overweight, obesity, birth_entity, heart_disease, diabetes, substance_quantity, treatment, death_entity, route, modifier, test, clinical_dept,

communicable_disease, psychological_condition, hypertension, direction, o2_saturation, hyperlipidemia, imagingfindings, vs_finding, allergen, dosage, kidney_disease, bmi, smoking, pulse, ldl, symptom, labour_delivery, relationship_status, external_body_part_or_region, hdl, respiration, procedure, height, vital_signs_header, relativetime, relativedate, injury_or_poisoning, medical_device, test_result, duration, age, admission_discharge, ner_medmentions_coarse, pathologic_function, geographic_area, group, diagnostic_procedure, organic_chemical, organism_attribute, mental_or_behavioral_dysfunction, organization, research_activity, therapeutic_or_preventive_procedure, biomedical_or_dental_material, mammal, genetic_function, body_system, substance, daily_or_recreational_activity, quantitative_concept, health_care_activity, molecular_function, indicator, reagent, _or_diagnostic_aid, body_substance, virus, eukaryote, disease_or_syndrome, spatial_concept, anatomical_structure, body_part_organ_or_organ_component, laboratory_procedure, sign_or_symptom, nucleic_acid_nucleoside_or_nucleotide, food, mental_process, prokaryote, nucleotide_sequence, professional_or_occupational_group, cell, biologic_function, manufactured_object, molecular_biology_research_technique, gene_or_genome, chemical, neoplastic_process, pharmacologic_substance, tissue, qualitative_concept, amino_acid_peptide_or_protein, fungus, population_group, body_location_or_region, clinical_attribute, injury_or_poisoning, medical_device, cell_component, plant

ner_posology

(Henry et al. 2020)

Entities: form, dosage, strength, drug, route, frequency, duration

ner_risk_factors

(Stubbs et al. 2015)

Entities: family_hist, smoker, obese, medication, hypertension, hyperlipidemia, phi, diabetes, cad

ner_human_phenotype_go_clinical

(Sousa, Lamurias, and Couto 2019)

Entities: go, hp

ner_human_phenotype_gene_clinical

(Sousa, Lamurias, and Couto 2019)

Entities: gene, hp

ner_chemprot_clinical

Entities: gene, chemical

ner_ade_clinical

Entities: ade, drug

ner_chemicals

Entities: chem

ner_bacterial_species

Entities: species