

# LIKELIHOOD GEOMETRY OF CORRELATION MODELS

CARLOS AMÉNDOLA - PIOTR ZWIERNIK

Correlation matrices are standardized covariance matrices. They form an affine space of symmetric matrices defined by setting the diagonal entries to one. We study the geometry of maximum likelihood estimation for this model and linear submodels that encode additional symmetries. We also consider the problem of minimizing two closely related functions of the covariance matrix: the Stein's loss and the symmetrized Stein's loss. Unlike the Gaussian log-likelihood these two functions are convex and hence admit a unique positive definite optimum.

## 1. Introduction

Learning a covariance matrix is arguably one of the most basic problems in statistics. Learning structured covariance matrices has many applications ranging from signal processing to high-dimensional statistics. A type of structure that is most relevant in this article is given by affine constraints. More specifically, we focus on the problem of estimating a correlation, that is, a positive definite matrix  $\Sigma$  such that the diagonal entries are 1. This problem appeared in statistics in many different contexts [2, 5, 7, 9, 11, 12].

The literature on estimating the correlation matrix focuses on two canonical problems. In the first, the data are represented by a symmetric positive semidefinite (PSD) matrix and the goal is to estimate the correlation matrix  $\Sigma$  by finding a suitable projection of the sample covariance matrix  $S$  (or other similar matrix) on the space of correlation matrices; see e.g. [2, 15]. In the second problem, each entry of  $\Sigma$  can be estimated from a different sample and, in consequence, the data is represented by a symmetric but not necessarily PSD matrix [5]. In this paper we focus on the first scenario assuming that  $S$  is positive definite.

The maximum likelihood problem in this context has been studied recently in [15, Section 4] from an optimization and probabilistic point of view, see also [7, Example 18.3]. Here we analyze it through the lenses of algebra and geometry. One of the problems with the likelihood approach is that the likelihood function is not convex and so there may be many local optima. As an alternative to the non-convex problem of optimizing the likelihood function we propose minimizing two other functions that are also popular in covariance matrix estimation: the Stein's loss and the symmetrized Stein's loss. All three functions appear in statistics in the likelihood-based inference for Gaussian data. However, they also lead to pseudolikelihood estimators for a wide range of non-

gaussian scenarios. Minimizing the Stein's loss in the correlation model was recently considered by [2].

The paper is organized as follows. In Section 2 we introduce the three functions whose minimization over the set of correlation matrices is the main focus of this paper. In Section 3 we introduce our three running examples and provide some indication for the algebraic complexity of the related optimization problems as given by the ML degree, the dual ML degree, and the SSL degree. In Section 4 we focus on the geometry of the likelihood function. In particular, we analyze for which data points the likelihood function is concave and, in the case when it is not, how many positive definite local optima it may have. We conclude the paper in Section 5 providing a simple and efficient method for numerical optimization of the Stein's loss in the unrestricted correlation model.

## 2. Three loss functions

Denote by  $\mathbb{S}^n$  the set of  $n \times n$  symmetric matrices and by  $\mathbb{S}_+^n$  its subset given by all positive definite matrices. Define the divergence function  $I : \mathbb{S}_+^n \times \mathbb{S}_+^n \rightarrow \mathbb{R}$

$$I(\Sigma_1 \| \Sigma_2) = \langle \Sigma_1, \Sigma_2^{-1} \rangle - \log \det(\Sigma_1 \Sigma_2^{-1}) - n, \quad (1)$$

where  $\langle \Sigma_1, \Sigma_2^{-1} \rangle = \text{trace}(\Sigma_1 \Sigma_2^{-1})$  is the standard inner product on  $\mathbb{S}^n$ . Note that  $I(\Sigma_1 \| \Sigma_2)$  is convex both in  $\Sigma_1$  and  $K_2 = \Sigma_2^{-1}$  (but not in  $\Sigma_2$ ). Fenchel duality also implies that  $I(\Sigma_1 \| \Sigma_2) \geq 0$  with equality if and only if  $\Sigma_1 = \Sigma_2$ .

Based on this divergence function we define two functions. For a fixed  $S \in \mathbb{S}_+^n$ , the *entropy loss* is  $I(S \| \Sigma)$ . Similarly, the *Stein's loss* is defined as  $I(\Sigma \| S)$ . The Stein's loss is a convex function of  $\Sigma$  but the entropy loss is not. Up to constant factors, the entropy loss function is the negative of the Gaussian log-likelihood and the Stein's loss is the negative dual likelihood; see [14]. For this reason the optimum of the entropy loss is called here the maximum likelihood estimator (MLE) and the optimum of the Stein's loss is called the dual MLE.

Since the divergence is not symmetric, it is useful to define the *symmetrized Stein's loss*:

$$L(\Sigma, S) = \frac{1}{2} \left( I(S \| \Sigma) + I(\Sigma \| S) \right) = \frac{1}{2} \left( \langle S, \Sigma^{-1} \rangle + \langle \Sigma, S^{-1} \rangle \right) - n.$$

The symmetrized Stein's loss has been recently used in the context of high-dimensional matrix estimation, e.g. [8, 13]. Following [10] we list some basic properties of the symmetrized Stein's loss:

(i)  $L(\Sigma, S)$  is nonnegative and zero only if  $\Sigma = S$ .

(ii)  $L(\Sigma, S) = L(S, \Sigma)$ ,

$$(iii) \ L(\Sigma, S) = L(\Sigma^{-1}, S^{-1}),$$

$$(iv) \ L(\Sigma, S) = L(P^T \Sigma P, P^T S P) \text{ for all invertible } P \in \mathbb{R}^{n \times n}.$$

These properties made the symmetrized Stein's loss a convenient tool for theoretical analysis in statistics. As we argue in this paper, it can also offer a valuable and numerically tractable alternative to both the maximum likelihood estimator and the dual likelihood estimator. This observation is based on the following, rather surprising, result.

**Proposition 2.1.** *The symmetrized Stein's loss  $L(\Sigma, S)$  is a convex function both in  $\Sigma$  and in  $K = \Sigma^{-1}$ .*

**Remark 2.2.** In the following proof and throughout we use the standard expressions for directional derivatives of functions of  $\Sigma$ . Denoting by  $\nabla_U$  the directional derivative in the direction  $U \in \mathbb{S}^n$  we have  $\nabla_U \langle \Sigma, S^{-1} \rangle = \langle U, S^{-1} \rangle$  and

$$\nabla_U \langle S, \Sigma^{-1} \rangle = \langle S, \nabla_U \Sigma^{-1} \rangle = -\langle S, \Sigma^{-1} U \Sigma^{-1} \rangle.$$

Moreover,

$$\nabla_U \log \det \Sigma = \langle \Sigma^{-1}, U \rangle.$$

From this it immediately follows that the gradient of  $\langle S, \Sigma^{-1} \rangle$  is  $-\Sigma^{-1} S \Sigma^{-1}$  and the gradient of  $\log \det \Sigma$  is  $\Sigma^{-1}$ .

*Proof of Proposition 2.1.* By the property (iii) above, it is enough to show that  $L(\Sigma, S)$  is a convex function of  $\Sigma$ . We check the second order conditions for convexity. The directional derivative in the direction  $U \in \mathbb{S}^n$  satisfies

$$\nabla_U L(\Sigma, S) = -\frac{1}{2} \langle S, \Sigma^{-1} U \Sigma^{-1} \rangle + \frac{1}{2} \langle U, S^{-1} \rangle.$$

Computing the directional derivative of  $\nabla_U L(\Sigma, S)$  in the direction  $V \in \mathbb{S}^n$  gives

$$\nabla_V \nabla_U L(\Sigma, S) = \frac{1}{2} \langle S, \Sigma^{-1} V \Sigma^{-1} U \Sigma^{-1} \rangle + \frac{1}{2} \langle S, \Sigma^{-1} U \Sigma^{-1} V \Sigma^{-1} \rangle.$$

The function  $L(\Sigma, S)$  is convex if and only if  $\nabla_U \nabla_U L(\Sigma, S) \geq 0$  for all  $U \in \mathbb{S}^n$ . This last condition holds because

$$\nabla_U \nabla_U L(\Sigma, S) = \langle S, K U K U K \rangle$$

and both matrices  $S$  and  $K U K U K$  are positive semidefinite.  $\square$

All three loss functions are continuously differentiable, making them suitable to optimization by standard techniques. Their gradients take a simple form.

**Proposition 2.3.** *The gradient of the entropy loss is*

$$\nabla I(S\|\Sigma) = K - KSK.$$

*The gradient of the Stein's loss is*

$$\nabla I(\Sigma\|S) = S^{-1} - K.$$

*The gradient of the symmetrized Stein's loss is*

$$\nabla L(\Sigma, S) = \frac{1}{2}(S^{-1} - KSK).$$

*Proof.* The expression for the gradient of  $L(\Sigma, S)$  follows from the proof of Proposition 2.1. The other two cases can be verified in a similar way.  $\square$

Denote by  $\mathbb{S}_0^n$  the set of all  $n \times n$  symmetric matrices with zeros on the diagonal. The set of correlation matrices is precisely  $(I_n + \mathbb{S}_0^n) \cap \mathbb{S}_+^n$ , where  $I_n$  is the identity matrix. Given a vector subspace  $\mathcal{L} \subseteq \mathbb{S}_0^n$  we consider the model

$$(I_n + \mathcal{L}) \cap \mathbb{S}_+^n. \quad (2)$$

Given a fixed matrix  $S \in \mathbb{S}_+^n$ , the goal is to optimize the entropy loss, the Stein's loss, and the symmetrized Stein's loss over this model.

The following result gives equations describing the stationary points in the problem of minimizing the three loss functions over any spectrahedron  $(A + \mathcal{L}) \cap \mathbb{S}_+^n$ . The case of correlation models is recovered by taking  $A = I_n$  and  $\mathcal{L} \subseteq \mathbb{S}_0^n$ .

**Theorem 2.4.** *Consider the model obtained by restricting  $\mathbb{S}_+^n$  to an affine subspace  $A + \mathcal{L}$  for  $A \in \mathbb{S}_+^n$  and a linear subspace  $\mathcal{L} \subseteq \mathbb{S}^n$ . A necessary condition for  $\Sigma \in \mathbb{S}^n$  to be a local minimum of the entropy loss is that*

$$\Sigma - A \in \mathcal{L} \quad \text{and} \quad K - KSK \in \mathcal{L}^\perp. \quad (3)$$

*A necessary condition for  $\Sigma$  to be a local minimum of the Stein's loss*

$$\Sigma - A \in \mathcal{L} \quad \text{and} \quad K - W \in \mathcal{L}^\perp. \quad (4)$$

*A necessary condition for  $\Sigma$  to be a local minimum of the Stein's loss*

$$\Sigma - A \in \mathcal{L} \quad \text{and} \quad W - KSK \in \mathcal{L}^\perp. \quad (5)$$

*If  $\Sigma \in \mathbb{S}_+^n$ , the last two conditions are also sufficient.*

*Proof.* All three loss functions are continuously differentiable and the model  $(A + \mathcal{L}) \cap \mathbb{S}_+^n$  is relatively open in  $A + \mathcal{L}$ . Therefore, a necessary condition for  $\Sigma \in A + \mathcal{L}$  to be a local maximum is that all directional derivatives in the directions  $U \in \mathcal{L}$  are zero. Conditions (3), (4), and (5) then follow from the gradient formula in Proposition 2.3. The last two conditions are also sufficient if  $\Sigma \in \mathbb{S}_+^n$  because these optimization problems are convex, see Proposition 2.1.  $\square$

Since the Stein's loss and the symmetrized Stein's loss are convex functions of  $\Sigma$ , these two functions admit a unique optimum  $(I_n + \mathcal{L}) \cap \mathbb{S}_+^n$ . However, the entropy loss may admit several local optima. In all cases there will typically be many complex critical points. Given the algebraic nature of the critical equations, this number famously does not depend on  $S$  if it is generic.

**Definition 2.5.** Let  $S$  be a generic covariance matrix. The *ML degree* is the number of complex solutions to (3), the *dual ML degree* the number of complex solutions to (4), and the *SSL degree* the number of complex solutions to (5).

The ML and the dual ML degree<sup>1</sup> were recently studied for linear covariance models in [14], where the degrees for generic linear models and  $n \leq 6$  were computed. For a generic two dimensional linear model the ML degree equals  $2n - 3$ , as shown in [3]. There is also a number of models for which the dual ML degree is one, for example linear covariance models over decomposable graphs or Brownian motion tree models over binary trees, see [14] for more details.

### 3. Three correlation models and their algebraic degrees

In this section we present some results on the algebraic degrees of correlation models. We focus on three cases: the unrestricted correlation model, the equicorrelation model, and the tridiagonal equicorrelation model.

The unrestricted model corresponds to the case when  $\mathcal{L} = \mathbb{S}_0^n$  in (2). The *equicorrelation* model consists of correlation matrices for which  $\Sigma_{ij} = \rho$  for all  $i \neq j$ . In other words  $\Sigma = (1 - \rho)I_n + \rho \mathbf{1}\mathbf{1}^T$ , where  $\mathbf{1} \in \mathbb{R}^n$  is the vector of ones and so  $\mathcal{L} = \text{span}\{\mathbf{1}\mathbf{1}^T - I_n\}$  in (2). In the tridiagonal equicorrelation model  $\Sigma$  is a correlation matrix satisfying  $\Sigma_{ij} = \rho$  if  $|i - j| = 1$ , and  $\Sigma_{ij} = 0$  for all other pairs  $i \neq j$ . In this case the linear subspace  $\mathcal{L}$  defining this model is generated by a single element  $U$  such that  $U_{ij} = 1$  if  $|i - j| = 1$  and  $U_{ij} = 0$  otherwise.

---

<sup>1</sup>The term *reciprocal ML degree* has also been used recently to refer to the dual ML degree [1], but we prefer to keep *dual* from an optimization standpoint, following the original definition from Efron [4].

**Algebraic degrees in the unrestricted correlation model** Denote  $K = \Sigma^{-1}$  and  $W = S^{-1}$ . By Theorem 2.4, any optimal correlation matrix must satisfy:

- (a) for the entropy loss:  $K_{ij} = (KSK)_{ij}$  for  $i \neq j$ ,
- (b) for the Stein's loss:  $K_{ij} = W_{ij}$  for  $i \neq j$ ,
- (c) for the symmetrized Stein's loss:  $(KSK)_{ij} = W_{ij}$  for  $i \neq j$ .

Some results on the ML degree, dual ML degree, and SSL degree for small  $n$  are reported in Table 1. If  $n = 2$  then the dual ML degree is two but, as we will argue later, only one of the two critical points is positive definite. The ML degree is three and we will show in Section 4 that it is possible to have exactly three positive definite critical points. The SSL degree is four with a single positive definite solution. If  $n = 3$  the dual ML degree is 5, the ML degree is 15, and the SSL degree is 28. Overall, the table indicates that the SSL degree increases faster than the ML degree, which increases faster than the dual ML degree.

$n$	1	2	3	4	5	6	7	8	9
SSL degree	1	4	28	292	?	?	?	?	?
ML degree	1	3	15	109	1077	13695	?	?	?
dual ML degree	1	2	5	14	43	144	522	2028	8357

Table 1: The different algebraic degrees for the space of correlation matrices.

We currently have no conjectures on a general formula for these sequences. The numbers for  $n > 4$  were computed using `LinearCovarianceModels.jl` as introduced in [14].

**Algebraic degrees in the equicorrelation model** Let  $E_n$  denote the equicorrelation model in  $\mathbb{S}_+^n$ . Note that the off-diagonal entry  $\rho$  necessarily satisfies  $-\frac{1}{n-1} < \rho < 1$  for  $\Sigma = (1 - \rho)I_n + \rho\mathbf{1}\mathbf{1}^T$  to be positive definite. This and other useful properties of  $\Sigma$  follow from the following well-known result.

**Lemma 3.1.** *If  $A = (x - y)I_n + y\mathbf{1}\mathbf{1}^T$  then  $\det A = (x - y)^{n-1}(x + y(n - 1))$  and  $A \in \mathbb{S}_+^n$  if and only if*

$$x > 0 \quad \text{and} \quad -\frac{x}{n-1} < y < x.$$

*If  $\det(A) \neq 0$  then*

$$A^{-1} = \frac{1}{x-y} \left( I_n - \frac{y}{x + (n-1)y} \mathbf{1}\mathbf{1}^T \right).$$

If  $\Sigma = (1 - \rho)I_n + \rho \mathbf{1}\mathbf{1}^T$  then, by Lemma 3.1,  $K = (c - d)I_n + d\mathbf{1}\mathbf{1}^T$  with

$$c = \frac{1}{1 - \rho} \frac{1 + (n - 2)\rho}{1 + (n - 1)\rho}, \quad d = -\frac{1}{1 - \rho} \frac{\rho}{1 + (n - 1)\rho}. \quad (6)$$

Let  $\bar{w}$  denote the average of the off-diagonal entries of  $W$ ,

$$\bar{w} = \frac{1}{\binom{n}{2}} \sum_{i < j} W_{ij}.$$

**Theorem 3.2.** *The dual ML degree in the equicorrelation model  $E_n$  is 2 for any  $n \geq 2$ . If  $\bar{w} = 0$  then the unique critical point is  $\hat{\rho} = 0$ . If  $\bar{w} \neq 0$ , there are two critical points given by*

$$\hat{\rho} = \frac{1 + (n - 2)\bar{w} \pm \sqrt{(n\bar{w} + 1)^2 - 4\bar{w}}}{2(n - 1)\bar{w}} \quad (7)$$

*The unique positive definite solution  $\check{\Sigma}$  corresponds to the solution that takes the negative sign. On the other hand,  $\check{K}$  is equal to  $\bar{w}$  outside of the diagonal and all its diagonal entries are equal and given by taking the positive sign in*

$$\frac{1}{2} \left( 1 - (n - 2)\bar{w} \pm \sqrt{(n\bar{w} + 1)^2 - 4\bar{w}} \right). \quad (8)$$

*Proof.* For the Stein's loss the condition on the critical point  $K$  is that  $\langle K - W, \mathbf{1}\mathbf{1} - I_n \rangle = 0$  or in other words, the sums of all the off-diagonal elements of both  $K$  and  $W$  are equal. Using (6) the critical equation becomes

$$-\frac{1}{1 - \rho} \frac{\rho}{1 + (n - 1)\rho} = \bar{w}.$$

If  $\bar{w} = 0$  there is a unique solution given by  $\rho = 0$ . If  $\bar{w} \neq 0$ , this leads to a quadratic equation in  $\rho$ :

$$(n - 1)\bar{w}\rho^2 - ((n - 2)\bar{w} + 1)\rho - \bar{w} = 0$$

with roots satisfying (7). Geometrically, this corresponds to intersecting the line  $-\rho$  with the parabola  $\bar{w}(1 - \rho)(1 + (n - 1)\rho)$ . If  $\bar{w} > 0$ , the intersection point with larger  $\rho$  coordinate has  $\rho > 1$  and so it does not lead to a positive definite solution. The other solution clearly satisfies  $-\frac{1}{n - 1} < \rho < 0$ . This point is obtained by choosing the negative sign in (7). Similarly, if  $\bar{w} < 0$  the intersection point with the larger  $\rho$  coordinate satisfies  $0 < \rho < 1$  and the other intersection point satisfies  $\rho < -\frac{1}{n - 1}$ . The former is given by choosing the negative sign in (7) and the latter by the positive sign. Thus, in both cases we should take the negative sign in (7). The last statement follows from the formula for the off-diagonal entry of  $\Sigma^{-1}$  by taking  $\rho = \hat{\rho}$ .  $\square$

For the entropy loss, we have no guarantee that there is a unique positive definite solution and the situation becomes slightly more complicated, but also more interesting. Let  $a$  be the average of the diagonal entries of  $S$  and  $b$  denote the average of the off-diagonal entries

$$a = \frac{1}{n} \sum_{i=1}^n S_{ii}, \quad b = \frac{1}{\binom{n}{2}} \sum_{i < j} S_{ij}.$$

Let  $\bar{S} = (a-b)I_n + b\mathbf{1}\mathbf{1}^T$ . Note that

$$\bar{S} = \frac{1}{n!} \sum_{P \in \mathcal{S}_n} PSP^T,$$

where  $\mathcal{S}_n$  is the set of all  $n \times n$  permutation matrices. We will also write  $\bar{W}$  for the symmetrized version of  $W = S^{-1}$ . The crucial observation is that the equicorrelation model is invariant under the permutation group action.

**Lemma 3.3.** *For every  $S \in \mathbb{S}_+^n$  it holds that  $I(S\|\Sigma) = I(\bar{S}\|\Sigma)$  and  $L(\Sigma, S) = \frac{1}{2}(\langle \bar{S}, \Sigma^{-1} \rangle + \langle \Sigma, \bar{W} \rangle)$  for every  $\Sigma \in E_n$ .*

*Proof.* Any  $\Sigma \in E_n$  is invariant under row/column permutations, that is,  $\Sigma = P^T \Sigma P$  for  $P \in \mathcal{S}_n$ . Hence the entropy loss satisfies

$$I(S\|\Sigma) = I(S\|P^T \Sigma P) = I(PSP^T\|\Sigma),$$

where the first equation follows by the model's invariance and the second is a simple property of the divergence function. Since  $\det(PSP^T \Sigma^{-1}) = \det(\Sigma \Sigma^{-1})$ , we can take the average over all  $P \in \mathcal{S}_n$  to conclude that  $I(S\|\Sigma) = I(\bar{S}\|\Sigma)$ . An analogous argument proves the equality for the symmetrized Stein's loss.  $\square$

Using Lemma 3.3, can write the entropy loss  $I(S\|\Sigma)$  as

$$I(\bar{S}\|\Sigma) = (n-1) \log \left( \frac{1-\rho}{a-b} \right) + \log \left( \frac{1+\rho(n-1)}{a+b(n-1)} \right) + n(ac + bd(n-1) - 1), \quad (9)$$

where  $c, d$  are the functions of  $\rho$  given in (6). We also write  $\bar{c}, \bar{d}$  for the entries of  $\bar{W} = (\bar{c} - \bar{d})I_n + \bar{d}\mathbf{1}\mathbf{1}^T$ . The next result provides both the dual ML degree and the SSL degree.

**Theorem 3.4.** *The ML degree of the equicorrelation model  $E_n$  is 3 for any  $n \geq 2$ . The critical points are given by solutions of the cubic equation*

$$(n-1)\rho^3 + ((n-2)(a-1) - (n-1)b)\rho^2 + (2a-1)\rho - b = 0. \quad (10)$$

*The SSL degree of  $E_n$  is 4 for any  $n \geq 2$ . The critical points satisfy the quartic*

$$(n-1)^2 \bar{d} \rho^4 - 2(n^2 - 3n + 2) \bar{d} \rho^3 + ((n^2 - 6n + 6) \bar{d} + (n-2)a - (n-1)b) \rho^2 + 2(a + (n-2) \bar{d}) \rho + \bar{d} - b = 0.$$



*Proof.* The matrix  $K\bar{S}K$  has the form  $(x-y)I_n + y\mathbf{1}\mathbf{1}^T$  with

$$y = ad(2c + (n-2)d) + b((c + (n-2)d)^2 + (n-1)d^2).$$

The critical point of  $I(\bar{S}||\Sigma)$  must satisfy that  $y = d$ . Using (6), in terms of  $\rho$  this translates to a cubic equation (10). To compute the SSL degree, note that, by Lemma 3.3,  $L(\Sigma, S) = \frac{1}{2}(\langle \bar{S}, \Sigma^{-1} \rangle + \langle \Sigma, \bar{W} \rangle)$ . Since  $\bar{c}, \bar{d}$  are the entries of  $\bar{W}$ , we have

$$L(\Sigma, S) = \frac{n}{2}(\bar{c} + ac + (n-1)(\bar{d}\rho + bd)).$$

The equation  $\frac{\partial}{\partial \rho} L(\Sigma, S) = 0$  is equivalent to the vanishing of the given quartic polynomial in  $\rho$ .  $\square$

**Algebraic degrees in the tridiagonal model** If  $n = 3$  the results are as in the equicorrelation case. The degrees are 2,3,4. If  $n = 4$ , the dual ML degree is 4, the ML-degree is 7, and the SSL-degree is 8. The dual ML degree sequence is actually  $2\lfloor \frac{n}{2} \rfloor$ , as we prove in the next theorem.

**Lemma 3.5.** *The determinant  $d_n$  of a symmetric tridiagonal matrix of dimension  $n \geq 2$  satisfies*

$$d_n = \sum_{i=0}^{\lfloor n/2 \rfloor} (-1)^i \binom{n-i}{i} \rho^{2i},$$

where in addition we set  $d_0 = d_1 = 1$ . Moreover,

$$\det(\Sigma)K_{ij} = (-1)^{i+j} \rho^{j-i} d_{i-1} d_{n-j} \quad \text{for } i < j.$$

*Proof.* This can be inferred from the formulas (5) and (9) in [6] noting that their matrix  $M_n$  links to ours via  $\Sigma = \rho M_n$  with their  $D$  equal to  $\frac{1}{\rho}$ .  $\square$

**Theorem 3.6.** *The dual ML degree in the tridiagonal equicorrelation model is  $2\lfloor \frac{n}{2} \rfloor$  for any  $n \geq 1$ . The critical points are the solutions to the polynomial:*

$$s d_n + \rho \sum_{i=1}^{n-1} d_{i-1} d_{n-i-1} = 0, \tag{11}$$

where  $s = \sum_{i=1}^{n-1} W_{i,i+1}$  and  $d_n$  is as in Lemma 3.5.

*Proof.* The critical equation is that  $s$  is equal to  $\sum_{i=1}^{n-1} K_{i,i+1}$ . Using Lemma 3.5, this is equivalent to (11). It remains to show that the polynomial in (11) has degree  $2\lfloor \frac{n}{2} \rfloor$  with the leading coefficient non-zero as long as  $s \neq 0$ . The degree of  $\rho d_{i-1} d_{n-i-1}$  is  $2(\lfloor \frac{i-1}{2} \rfloor + \lfloor \frac{n-i-1}{2} \rfloor) + 1$ , which is *strictly* less than the degree of  $d_n$ . To show this, we consider four cases depending on the parity of  $n$  and  $i$ .

If  $n$  is odd then the degree of  $\rho d_{i-1} d_{n-i-1}$  is  $n-2$ , which is less than  $\deg(d_n) = n-1$ . If  $n$  is even then  $\deg(\rho d_{i-1} d_{n-i-1}) \in \{n-1, n-3\}$ , which again is less than  $\deg(d_n) = n$ . This means that the polynomial in (11) has degree  $2\lfloor n/2 \rfloor$  with the leading coefficient

$$s(-1)^{\lfloor n/2 \rfloor} \binom{n - \lfloor n/2 \rfloor}{\lfloor n/2 \rfloor}. \quad \square$$

#### 4. The likelihood geometry

As we already noted, the entropy loss is not convex in general and many local optima are possible. In this section we study this problem more in detail.

**Convexity of the entropy loss** As we show below, for many examples of  $S$ , the entropy loss in the equicorrelation model is a convex function. This motivates the following definition.

**Definition 4.1.** For an affine model  $M = (A + \mathcal{L}) \cap \mathbb{S}_n^+$ , its *convexity cone*  $C(M)$  is the set of all  $S \in \mathbb{S}_n^+$  for which  $I(S\|\Sigma)$  is a convex function on  $M$ .

**Remark 4.2.** For the unrestricted covariance model  $M = \mathbb{S}_n^+$  the convexity cone  $C(M)$  is empty. By [15, Proposition 3.1],  $I(S\|\Sigma)$  is convex in and only in the region where  $2S - \Sigma$  is positive definite and so there is no  $S$  for which  $I(S\|\Sigma)$  is convex over  $\mathbb{S}_n^+$ . So the first interesting question is to characterize models  $M$  for which  $C(M)$  is nonempty.

The name of the convexity cone is justified by the following result.

**Proposition 4.3.** Fix an affine model  $M \subseteq \mathbb{S}_n^+$ . Then  $C(M)$  is closed under multiplications by a scalar  $t \geq 1$ .

*Proof.* Suppose  $S \in C(M)$ . If  $t > 0$  then

$$I(tS\|\Sigma) = tI(S\|\Sigma) + (t-1)(n - \log \det(S^{-1}\Sigma)) - n \log t.$$

On the right hand side the only two terms that depend on  $\Sigma$  are  $tI(S\|\Sigma)$  and  $-(t-1)\log \det(\Sigma)$ . The first is convex over  $M$  by assumption whenever  $t > 0$ . The second is convex over  $\mathbb{S}_n^+$  whenever  $t \geq 1$ .  $\square$

In the equicorrelation model  $E_n$ , the entropy loss given in (9) depends on  $S$  only through the entries  $a, b$  of the symmetrized matrix  $\bar{S}$ . To describe the convexity cone  $C(E_n)$  it is then enough to find for which matrices  $\bar{S}$  the entropy loss is convex. We do it by studying the second order condition for convexity. The second derivative of the entropy loss with respect to  $\rho$  is equal to

$$\frac{n(n-1)}{(1-\rho)^3(1+(n-1)\rho)^3} p_n(\rho),$$

where

$$p_n(\rho) = 2a - 1 + 2b(n-2) - (6b(n-1) + n-2)\rho + 6a(n-1)\rho^2 \quad (12)$$

$$+ ((2a-1)(n-2) - 2b(n-1))(n-1)\rho^3 + (n-1)^2\rho^4$$

The entropy loss is convex if and only if  $p_n(\rho) \geq 0$  for  $\rho \in [-\frac{1}{n-1}, 1]$ .

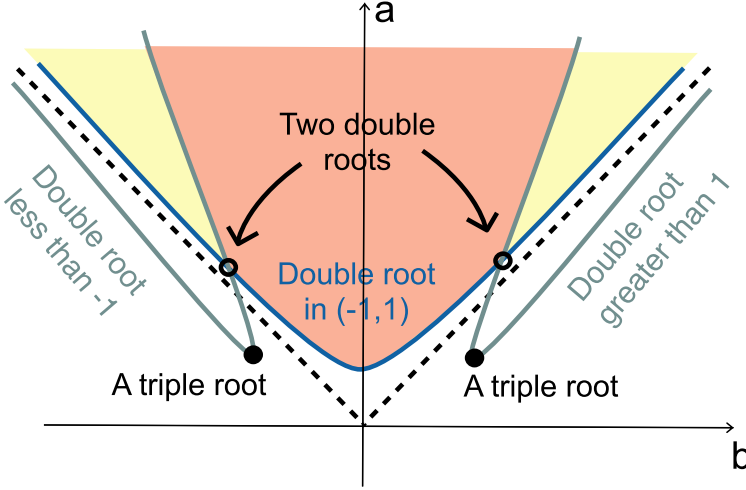


Figure 1: Likelihood geometry for  $n = 2$ . The boundary of the positive definite cone is given by  $a = |b|$  (dashed black line). The discriminant  $\Lambda(b, a)$  is given by the blue curve (the central component) and the two green curves.

We start by describing  $C(E_2)$ , which involves the discriminant of  $p_2(\rho)$

$$\Lambda := -256 \left( 27b^6 - 27(2a^2 + 6a - 5)b^4 + 9(3a^4 + 36a^3 - 32a^2 + 8a + 1)b^2 - (2a - 1)(9a^2 - 2a + 1)^2 \right) \quad (13)$$

The somewhat complex boundary where this sextic  $\Lambda(b, a) = 0$  vanishes is sketched in Figure 1. The *central component of the discriminant* is given by the blue line that crosses the  $a$ -axis at  $(b, a) = (0, \frac{1}{2})$ . Two extra components that intersect the graph of  $a = |b|$  (dashed line) are given in green. The points  $(b, a)$  where the discriminant is non-negative, given by the reddish cone in the center, corresponds to the situation when  $p_2(\rho) \geq 0$  for all  $\rho \in \mathbb{R}$ . We explain this picture better in the proof of our next result.

**Theorem 4.4.** *The convexity cone  $C(E_2)$  for the bivariate correlation model is given by the region above the central component of the discriminant  $\Lambda(b, a)$ .*

*Proof.* Since  $p_2(-1) = 8(a+b)$  and  $p_2(1) = 8(a-b)$ , this quartic has no roots at  $-1, 1$  for any points in the positive definite cone  $a > |b|$ . Since the double roots of  $p_2(\rho)$  are continuous in  $(b, a)$ , the components of the discriminant  $\Lambda(b, a)$  that lie in this cone correspond to double roots of  $p_2$  that are either in  $(-\infty, 1)$  or in  $(-1, 1)$  or in  $(1, \infty)$ . Indeed, these correspond to the upper left branch, the central part of the discriminant, and the upper right branch, respectively; see Figure 1. Since  $p_2$  is globally positive inside the central chamber determined by the components (the reddish region in the figure) and because the roots are continuous in  $(b, a)$ , crossing one the green lines can introduce roots only in  $(-\infty, -1)$  or in  $(1, +\infty)$ . We conclude that  $p_2$  has no root in  $(-1, 1)$  unless we are below this central component. In particular, it remains always positive in the interval  $(-1, 1)$  and this is enough to guarantee convexity.  $\square$

Since  $p_n(-\frac{1}{n-1}) = \frac{2n^2(a+b(n-1))}{(n-1)^2}$  and  $p_n(1) = 2(a-b)n^2$  are positive in  $\mathbb{S}_+^n$ , we believe that a similar analysis is possible for general  $n$ . Nevertheless, a simple lower bound for  $C(E_n)$  can be easily obtained.

**Lemma 4.5.** *If the entries  $a$  and  $b$  of  $\bar{S}$  satisfy*

$$-\frac{a}{n-1} + \frac{n}{2(n-1)} \leq b \leq a - \frac{n}{2(n-1)} \quad (14)$$

*then the entropy loss function is strictly convex in the positive definite cone. In particular, the MLE is the unique positive definite critical point.*

*Proof.* We use the result from [15, Proposition 3.1] which states that if  $2\bar{S} - \Sigma > 0$ , then the conclusion follows. In our case, the diagonal entries of  $2\bar{S} - \Sigma > 0$  are  $2a - 1$  and the off-diagonal entries equal  $2b - \rho$ . Hence, by Lemma 3.1,  $2\bar{S} - \Sigma > 0$  if and only if  $2a > 1$  and  $-\frac{2a-1}{n-1} < 2b - \rho < 2a - 1$ , or equivalently,

$$2a > 1 \quad \text{and} \quad 1 + 2(b-a) < \rho < 2b + \frac{2a-1}{n-1}.$$

Since  $-\frac{1}{n-1} < \rho < 1$  always holds for all  $\rho$  in the correlation model, to conclude that the function is globally convex, we need that  $2b + \frac{2a-1}{n-1} \geq 1$  and  $1 + 2(b-a) \leq -\frac{1}{n-1}$ . We easily show that this is equivalent to  $-\frac{a}{n-1} + \frac{n}{2(n-1)} \leq b \leq a - \frac{n}{2(n-1)}$ .  $\square$

**Remark 4.6.** From the mathematical perspective we would like to understand the geometry of the entropy loss for every pair  $b, a$  for which this function is defined. However, it is important to note that statisticians will typically care only about a small neighborhood of  $(b^*, a^*) = (\rho^*, 1)$ , where  $\rho^*$  is the true data generating correlation. To illustrate this point, we show in Figure 2 the distribution

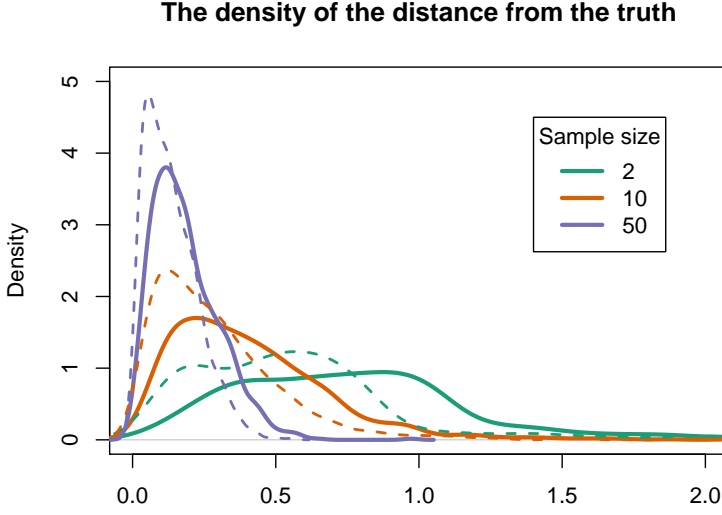


Figure 2: Density plots for the Euclidean distance of  $(b, a)$  from  $(\rho^*, 1)$  where  $\rho^* = 0.5$  for  $n = 2$  (solid lines) and  $n = 10$  (dashed lines). In both cases we consider sample sizes, 2, 10, 50.

of the distance of  $(b, a)$  from  $(\rho^*, 1)$  assuming that the data follow the Gaussian distribution with covariance in  $E_n$  and that  $\rho^* = 0.5$ . Even for small  $n$  and relatively small sample sizes this distance is small with a very high probability. A similar behaviour will be observed for any sub-Gaussian distribution.

**Positive definite critical points** The entropy loss may lead to many local optima, which can substantially complicate the maximum likelihood estimation. We start with basic analysis for the unrestricted correlation model. We move directly to the case  $n = 3$ . The case  $n = 2$  coincides with the bivariate equicorrelation model  $E_2$  and will be discussed in more detail later in this section.

As reported in Section 3, for  $n = 3$  the ML degree is 15. To obtain a better understanding of the multi-modality of the entropy loss, we study what happens to the MLE and critical points when we observe the ray  $S = tI_n$  (multiple of the identity matrix). Denote by  $(s_{12}, s_{13}, s_{23})$  the coordinates of the linear space  $I_n + \mathbb{S}_0^n$ . The 15 critical points are exactly:

- (a) The origin  $(0, 0, 0)$  (i.e. the identity matrix)
- (b) The six points  $(\pm\sqrt{1-2t}, 0, 0)$ ,  $(0, \pm\sqrt{1-2t}, 0)$  and  $(0, 0, \pm\sqrt{1-2t})$ .

(c) The four points  $(\alpha, -\alpha, \alpha), (-\alpha, -\alpha, \alpha), (\alpha, \alpha, -\alpha), (-\alpha, -\alpha, -\alpha)$ .

(d) The four points  $(\beta, -\beta, \beta), (-\beta, -\beta, \beta), (\beta, \beta, -\beta), (-\beta, -\beta, -\beta)$ .

where

$$\alpha = \frac{t-1+\sqrt{t^2-18t+9}}{4} \quad \beta = \frac{t-1-\sqrt{t^2-18t+9}}{4}.$$

First we see the nature of these critical points. All of them are real when  $0 < t < \frac{1}{2}$ . The roots of  $t^2 - 18t + 9$  are  $t = 3(3 \pm 2\sqrt{2})$  and the points in (c) and (d) are real whenever  $0 < t < 3(3 - 2\sqrt{2})$  or  $t > 3(3 + 2\sqrt{2})$ . However, if we want them all to be positive definite, we need to restrict to the first interval. Thus the number of positive definite critical points is 15 when  $0 < t < 1/2$ . When  $t = 1/2$  seven of them all collapse to the origin which gives 9 positive definite critical points which is then true for all  $1/2 \leq t < 3(3 - 2\sqrt{2})$ . When  $t = 3(3 - 2\sqrt{2})$  the eight points in (c) and (d) collapse to four points giving 5 positive definite critical points. For  $t > 3(3 - 2\sqrt{2})$  we have a single positive definite solution.

By evaluating each of these critical points in the entropy loss, we obtain expressions that we can compare for every  $t > 0$ . All the points in the same group above evaluate to the same likelihood value. So, for example, when  $t < \frac{1}{2}$ , we see that the points in (4) give the MLE. On the other hand, when  $t > 3(3 - 2\sqrt{2})$ , then the origin is the MLE.

Much more can be said for general  $n$  in the case of the equicorrelation model  $E_n$ . Recall that the ML degree is three and the cubic in (10) always has a real root. It is the only real root if its discriminant

$$\begin{aligned} \Delta(b, a) = & -4(n-1)^3 b^4 + 12(n-2)(a-1)b^3 \\ & -4(n-1)((3n^2 - 13n + 13)a^2 - 2a(3n^2 - 8n + 8) + 3n^2 - n + 1)b^2 \\ & + 4(n-2)(a-1)((n^2 - 6n + 6)a^2 - (2n^2 - n + 1)a + n^2)b \\ & + (2a-1)^2((n-2)^2 a^2 - 2n^2 a + n^2). \end{aligned} \quad (15)$$

is negative. Conversely, if  $\Delta > 0$  there are three real roots and if  $\Delta = 0$  one of them is a double root. Note that Remark 4.6 has consequences for our analysis. Although the entropy loss can have three positive definite critical points, in statistical practice this will happen rarely even for small sample sizes; see Figure 3.

As in the unrestricted case for  $n = 3$ , we illustrate for  $n = 2$  what happens when the data  $(b, a)$  lies on the ray  $b = 0$ . The three critical points of the entropy loss are  $\rho = 0$  and  $\rho = \pm\sqrt{1-2a}$ . When  $a \geq \frac{1}{2}$ ,  $\rho = 0$  is the unique real critical point and therefore the MLE. However, when  $0 < a < \frac{1}{2}$ , then the other two points are both the global minimizers of the entropy. Of special nature is the point  $(b, a) = (0, \frac{1}{2})$ , where  $\rho = 0$ , corresponding to the identity matrix, is a triple

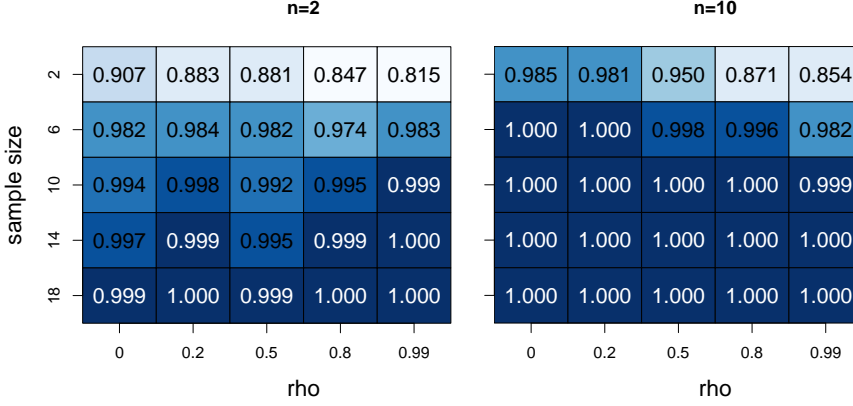


Figure 3: The probability that the entropy loss in the equicorrelation model  $E_n$  has one critical point or equivalently, the probability that  $\Delta(b, a) < 0$ , as a function of the true correlation and the sample size.

critical point of the entropy loss. We can actually characterize the exact region  $(b, a)$  where there are three positive definite critical points.

**Theorem 4.7.** *For the bivariate correlation model, there is at least one positive definite critical point of the entropy loss function. Let  $b, a$  denote the entries of  $\bar{S}$ . There are three positive definite critical points if and only if  $\Delta(b, a) > 0$  and  $a < \frac{1}{2}$  (corresponding to the bottom red region in Figure 4).*

*Proof.* The cubic in (10) is equal to  $-2(a+b)$  at  $\rho = -1$  (negative if  $a > |b|$ ) and  $2(a-b)$  at  $\rho = 1$  (positive if  $a > |b|$ ). In particular, it has always at least one zero in  $(-1, 1)$ . Moreover, it has a zero at  $\rho = -1$  if and only if  $a = -b$  and at  $\rho = 1$  if only if  $a = b$ . The discriminant (15) reduces to

$$\Delta(b, a) = -4[b^4 - (a^2 + 8a - 11)b^2 + (2a - 1)^3]. \quad (16)$$

The zero locus of the discriminant in (16) (seen as three red curves in Figure 4) divides  $\mathbb{S}_+^2$  into four parts: the central part and three red regions. All  $(b, a)$  that lie in the central chamber, lead to a unique real critical point: the MLE.

The points on the discriminant locus correspond to an additional double root. The right top part of the discriminant corresponds to a double point in  $(1, \infty)$ . Indeed, the double point depends continuously on  $(b, a)$  and the only point where it could be equal to 1, namely when  $a = b = 3 + 2\sqrt{2}$  (the right black dot in Figure 4), it is equal to  $\rho = 1 + \sqrt{2} > 1$ . Similarly, the left component of the discriminant corresponds to double roots in  $(-\infty, -1)$ . The point where it could be equal to  $-1$ ,  $a = -b = 3 + 2\sqrt{2}$ , it is actually equal to  $\rho = -1 - \sqrt{2} < -1$ . Finally, the central component of the discriminant corresponds to double points

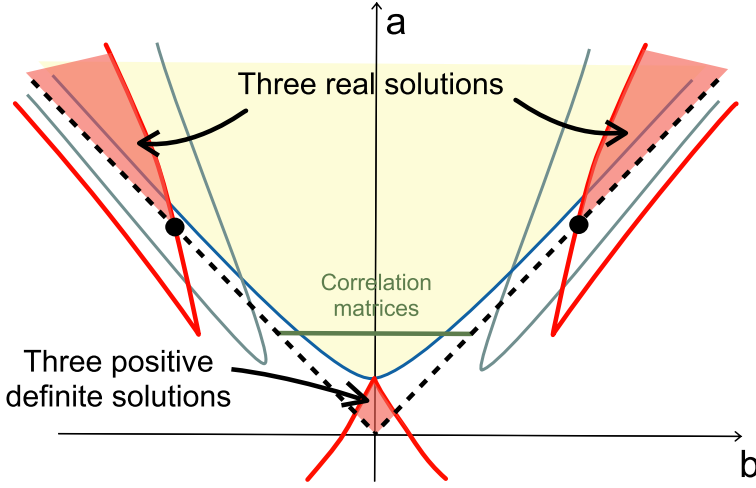


Figure 4: Likelihood geometry for  $n = 2$ . To the plot in Figure 1 we add in red the zero set of the discriminant  $\Delta(b, a)$ . In the red regions, the cubic in (10) has three real solutions.

$\rho \in (-1, 1)$ . Crossing the discriminant into the right red region introduces two extra real roots in  $(1, \infty)$ . Since the roots of the cubic are continuous in  $(b, a)$ , we are guaranteed that none of them moves to  $(-1, 1)$  unless we cross the dashed line. The same argument can be also used to show that the left red region has exactly one solution in  $(-1, 1)$  and that the bottom red region corresponds to exactly three solutions in  $(-1, 1)$ . □

The situation is similar when  $n > 2$ , with a few changes. The region is no longer symmetric about the  $a$ -axis since the left boundary  $a = -(n-1)b$  moves toward it; see Figure 5. One stark difference from the  $n = 2$  case that can be appreciated in Figure 5 is that for  $n > 2$  the discriminant  $\Delta(b, a)$  crosses the  $a$ -axis 3 times, not only at the point  $(0, \frac{1}{2})$  but also when  $b = \frac{n(n \pm 2\sqrt{n-1})}{(n-2)^2}$ . Note however that both of these extra points converge to 1 as  $n \rightarrow \infty$ . The discriminant intersects the boundary of the positive definite cone in four points. On the  $a = b$  side these are given by  $b = \pm 2\sqrt{n(n-1)} + 2n - 1$  (note that as  $n \rightarrow \infty$ , one goes to 0 and the other goes to  $\infty$ ) while on the  $a = -(n-1)b$  side these are:  $b = \frac{1}{(\sqrt{n \pm 1})^2}$ . This means that as  $n \rightarrow \infty$  these points converge to  $(b, a) = (0, 1)$ . One of the consequences is that the red chamber in the bottom shrinks in area towards zero.

In summary, we observe the following pattern for every  $n > 1$ . Inside the positive definite cone there are four chambers induced by the discriminant locus (the non-central chambers are marked in red in Figure 5). The large central



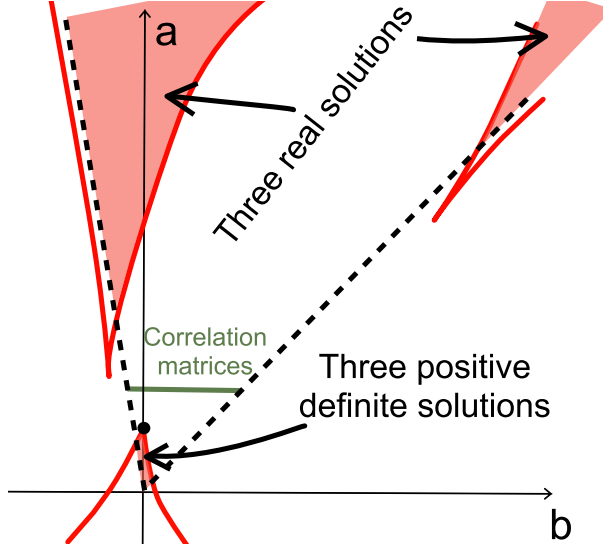


Figure 5: Likelihood geometry for  $n > 2$ . The set of all points in the positive definite cone such that  $a = 1$  is marked in green.

chamber leads to only one real critical point of the entropy loss. On the other hand, if  $(b, a)$  lies in one of the red chambers then there are 3 real critical points in the entropy loss. However, in the two side red chambers there are two extra critical points outside the positive definite cone (that is, there is a unique positive definite solution to the likelihood equations) and only the bottom chamber (which shrinks as  $n$  grows) induces all three positive definite solutions.

## 5. Numerical optimization of the Stein's loss

The unique correlation matrix that satisfies  $K_{ij} = W_{ij}$  for  $i \neq j$  can be found using a simple numerical scheme in  $\mathbb{R}^n$ . We describe this procedure in detail because it provides a computationally efficient alternative to the algorithm developed in [2], which may be of interest for applications.

Let  $K(x)$  be the matrix equal to  $W$  outside the diagonal and whose diagonal is  $x = (x_1, \dots, x_n)$ .

**Proposition 5.1.** *The unique point  $\check{\Sigma}$  optimizing the Stein's loss over the set of correlation functions satisfies  $\check{K} = K(x^*)$ , where  $x^*$  is the maximum of the concave function*

$$f(x) = \log \det K(x) - \text{tr}(K(x)), \quad x \in \mathbb{R}^n. \quad (17)$$

*Proof.* The Lagrangian of the problem of minimizing of  $I(\Sigma||S)$  over the set of correlation matrices is

$$\mathcal{L}(\Sigma, \Lambda) = \langle \Sigma, W \rangle - \log \det(\Sigma W) - n - \langle \Lambda, \Sigma - I_n \rangle,$$

where  $\Lambda$  is a diagonal  $n \times n$  matrix of Lagrange multipliers. The dual function is  $h(\Lambda) = \inf_{\Sigma} \mathcal{L}(\Sigma, \Lambda)$ , which gives

$$h(\Lambda) = \log \det(W + \Lambda) - \log \det W - \text{tr}(\Lambda) \quad (18)$$

$$= \log \det(W + \Lambda) - \text{tr}(W + \Lambda) - (\log \det W - \text{tr}(W)). \quad (19)$$

The convex dual problem is given by maximizing  $h(\Lambda)$  over all diagonal matrices  $\Lambda$ . A simple reparametrization  $K(x) = W + \Lambda$  concludes the proof.  $\square$

The optimization problem in (17) can be very reliably done using coordinate descent or the gradient descent method, which can be complemented with the Newton's method after some burn-in steps. Denoting  $\Sigma(x) = (K(x))^{-1}$  we get that

$$\nabla f(x) = \text{diag}(\Sigma(x)) - \mathbf{1} \quad \text{and} \quad \nabla^2 f(x) = -\Sigma(x) \circ \Sigma(x),$$

where  $\circ$  denotes the Hadamard product.

### Acknowledgements

CA was partially supported by the Deutsche Forschungsgemeinschaft (DFG) in the context of the Emmy Noether junior research group KR 4512/1-1. PZ was supported from the Spanish Government grants (RYC-2017-22544, PGC2018-101643-B-I00), and Ayudas Fundación BBVA a Equipos de Investigación Científica 2017.

### REFERENCES

- [1] T. BOEGE, J. I. COONS, C. EUR, A. MARAJ, AND F. RÖTTGER, *Reciprocal maximum likelihood degrees of Brownian motion tree models*, arXiv:2009.11849, (2020).
- [2] C. T. BROWNLEES AND J. LLORENS-TERRAZAS, *Projected dynamic conditional correlations*, Available at SSRN 3576985, (2020).
- [3] J. I. COONS, O. MARIGLIANO, AND M. RUDDY, *Maximum likelihood degree of the small linear Gaussian covariance model*, arXiv:1909.04553, (2019).
- [4] B. EFRON, *The geometry of exponential families*, The Annals of Statistics, 6 (1978), pp. 362–376.

- [5] N. J. HIGHAM, *Computing the nearest correlation matrix—a problem from finance*, IMA journal of Numerical Analysis, 22 (2002), pp. 329–343.
- [6] G. HU AND R. F. O’CONNELL, *Analytical inversion of symmetric tridiagonal matrices*, Journal of Physics A: Mathematical and General, 29 (1996), p. 1511.
- [7] M. KENDALL AND A. STUART, *The advanced theory of statistics: Inference and relationship*, vol. 2, London: Charles Griffin, (1961).
- [8] O. LEDOIT AND M. WOLF, *Optimal estimation of a large-dimensional covariance matrix under Stein’s loss*, Bernoulli, 24 (2018), pp. 3791–3832.
- [9] K.-Y. LIANG AND S. L. ZEGER, *Longitudinal data analysis using generalized linear models*, Biometrika, 73 (1986), pp. 13–22.
- [10] M. MOAKHER AND P. G. BATCHELOR, *Symmetric positive-definite matrices: From geometry to applications and visualization*, in Visualization and Processing of Tensor Fields, Springer, 2006, pp. 285–298.
- [11] P. J. ROUSSEEUW AND G. MOLENBERGHS, *The shape of correlation matrices*, The American Statistician, 48 (1994), pp. 276–279.
- [12] C. G. SMALL, J. WANG, AND Z. YANG, *Eliminating multiple root problems in estimation*, Statistical Science, 15 (2000), pp. 313–341.
- [13] J. A. SOLOFF, A. GUNTUBOYINA, AND M. I. JORDAN, *Covariance estimation with nonnegative partial correlations*, arXiv:2007.15252, (2020).
- [14] B. STURMFELS, S. TIMME, AND P. ZWIERNIK, *Estimating linear covariance models with numerical nonlinear algebra*, Algebraic Statistics, 11 (2020), pp. 31–52.
- [15] P. ZWIERNIK, C. UHLER, AND D. RICHARDS, *Maximum likelihood estimation for linear Gaussian covariance models*, J. R. Stat. Soc. Ser. B. Stat. Methodol., 79 (2017), pp. 1269–1292.

CARLOS AMÉNDOLA

Technische Universität München, Universität Ulm

e-mail: carlos.amendola@tum.de

PIOTR ZWIERNIK

Universitat Pompeu Fabra

e-mail: piotr.zwiernik@upf.edu