

# K-means for Evolving Data Streams

1<sup>st</sup> Arkaitz Bidaurrazaga

Basque Center for Applied Mathematics  
Bilbao, Spain

abidaurrazaga@bcamath.org

2<sup>nd</sup> Aritz Pérez

Basque Center for Applied Mathematics  
Bilbao, Spain

aperez@bcamath.org

3<sup>rd</sup> Marco Capó

Basque Center for Applied Mathematics  
Bilbao, Spain

mcapo@bcamath.org

**Abstract**—Nowadays, streaming data analysis has become a relevant area of research in machine learning. Most of the data streams available are unlabeled, and thus it is necessary to develop specific clustering techniques that take into account the particularities of the streaming data. In streaming data scenarios, the data is composed of an increasing sequence of batches of samples where the concept drift phenomenon may occur. In this work, we formally define the streaming  $K$ -means (SKM) problem, which implies a restart of the error function when a concept drift occurs. An approximated error function that does not rely on concept drift detection is proposed. We prove that such a surrogate is a good approximation of the SKM error. Then, we introduce an algorithm to deal with SKM problem by minimizing the surrogate error function each time a new batch arrives. Alternative initialization criteria are presented and theoretically analyzed for streaming data scenarios. Among them, we develop and analyze theoretically two initialization methods that search for the best trade-off between the importance that is given to the past and the current batches. The experiments show that the proposed algorithm with, the proposed initialization criteria, obtain the best results when dealing with the SKM problem without requiring to detect when concept drift takes place.

## I. INTRODUCTION

One of the most relevant unsupervised data analysis problems is clustering [1], which consists of partitioning the data into a number of disjoint subsets called clusters. Among a wide variety of clustering methods,  $K$ -means algorithm is one of the most popular [2]. In fact, it has been identified as one of the top-10 most important algorithms in data mining [3]. Before explaining the  $K$ -means algorithm, we shall briefly introduce the  $K$ -means problem.

### A. $K$ -means Problem

Given a data set of  $d$ -dimensional points of size  $n$ ,  $X = \{\mathbf{x}_i\}_{i=1}^n \subset \mathbb{R}^d$ , the  $K$ -means problem is defined as finding a set of  $K$  centroids  $C = \{\mathbf{c}_k\}_{k=1}^K \subset \mathbb{R}^d$ , which minimizes the  $K$ -means error function:

$$E(X, C) = \frac{1}{|X|} \cdot \sum_{\mathbf{x} \in X} \|\mathbf{x} - \mathbf{c}_x\|^2; \quad \mathbf{c}_x = \arg \min_{\mathbf{c} \in C} \|\mathbf{x} - \mathbf{c}\|, \quad (1)$$

where  $\|\cdot\|$  denotes the Euclidean distance or  $L^2$  norm.

One of the open questions in  $K$ -means is how to determine a proper value  $K$  for each dataset. In the literature, one can find different techniques to approach this issue. In particular, [4] propose a novel technique that determines a number of clusters by performing recursive bisections of a given set of clusters as long as the obtained Bayesian Information Criterion (BIC) is

improved. On the other hand, [5] propose a method to learn  $K$  based on a statistical test for determining whether instances are a random sample from a Gaussian distribution with arbitrary dimension and covariance matrix. Other approaches include the use of cluster validity measures, such as the Silhouette index, Davies-Bouldin and Calinski-Harabasz measures to automate the selection of this parameter [6], [7]. In any case, in this work, as it is common in most of the  $K$ -means problem-related literature [8]–[11], the number of clusters is assumed to be predetermined.

a) *K-means Algorithm*: The  $K$ -means problem is known to be NP-hard for  $K > 1$  and  $d > 1$  [12]. The most popular heuristic approach to this problem is Lloyd’s algorithm [13]. Given a set of initial centroids, Lloyd’s algorithm iterates two steps until convergence: 1) assignment step and 2) update step. In the assignment step, given a set of centroids,  $C = \{\mathbf{c}_k\}_{k=1}^K$ , the set of points is partitioned into  $K$  clusters,  $\mathcal{P} = \{P_k\}_{k=1}^K$ , by assigning each point to the closest centroid. Next, the new set of centroids is obtained by computing the center of mass of the points in each partition. This set of centroids minimizes the  $K$ -means error with respect to the given partition of the set of points. These two steps are repeated until a fixed point is reached, meaning, when the assignment step does not change the partition. This process has a  $\mathcal{O}(n \cdot K \cdot d)$  time complexity. The combination of an *initialization method* plus Lloyd’s algorithm is called the  $K$ -means algorithm. Many alternative initialization methods exist and, in the upcoming section, we elaborate on them.

b) *K-means Initialization*: The solution obtained by  $K$ -means algorithm strongly depends on the initial set of centroids [14]–[16]. Consequently, in the literature different initializations have been proposed. One of the most simple, yet effective, methods is Forgy’s approach [17]. Forgy’s initialization consists of choosing  $K$  data points at random as initial centroids. The main drawback of this approach is that it tends to choose data points located at dense regions of the space, thus these regions tend to be over-represented. In order to address this problem, probabilistic methods with strong theoretical guarantees have been proposed.  $K$ -means++ (KM++) [10] initialization iteratively selects points from  $X$  at random, where the probability of selection is proportional to the distance of the closest centroid previously selected. This strategy has become one of the most popular due its strong theoretical guarantees. Among other popular alternatives, we have variations of KM++, such as the  $K$ -means— [11] and

the Markov Chain KM++ [8].

### B. Streaming Data

Although the  $K$ -means problem deals with a fixed data set  $X$ , its usage can be generalized to scenarios in which data evolves over time. We define streaming data (SD) as a set of data batches that arrive sequentially, where each batch is a set of  $d$ -dimensional points. One of the main concerns when processing SD is how much data to store, since the volume of data increases indefinitely. Normally, a maximum number of stored batches is determined, this way time consumption and computational load of the clustering algorithm is controlled, and makes clustering tractable in this situation.

Another main issue when dealing with SD is the *concept drift* phenomenon. A concept drift occurs when the underlying probability distribution, associated to the batches, changes. In the presence of concept drifts we distinguish between passive and active approaches. On one hand, an active mechanism dynamically adjusts stored batches depending on whether a concept drift has occurred or not. On the other hand, in the passive approaches, more importance is given to recent batches. A detailed review on active and passive strategies to deal with concept drift can be found in [18].

### C. Contributions

In this paper, we formally define the Streaming  $K$ -means (SKM) problem. We describe an algorithm that does not need to detect concept drifts in order to obtain a good clustering. This approximation deals with the concept drift phenomenon by assigning exponentially decaying weights to older batches. We prove that the surrogate error is a good approximation to the SKM error, using Hoeffding's inequality [19]. The surrogate error is a weighted  $K$ -means error which gives higher weight to recent batches. Due to the importance of the initialization in the behaviour of weighted  $K$ -means, we present two initialization techniques that search for the best combination between past and novel information of clusters. We conduct experiments to compare them with other two straight-forward initialization strategies, which are to compute KM++ on the novel batch to obtain initial centroids or simply use previously computed centroids.

This paper is organized in the following way. In section II the SKM problem is defined. Next, we propose a passive approach, and prove its suitability to deal with the SKM problem. In section III we propose some appropriate initialization methods for the SKM problem. Finally, we conduct the experiments<sup>1</sup> in section IV to compare and discuss the results obtained for each method under different scenarios.

## II. STREAMING $K$ -MEANS PROBLEM

In this section, we define the SKM problem, a natural adaptation of the  $K$ -means problem for SD consisting of the minimization of the SKM error. We define the SKM error function as follows:

---

### Algorithm 1 Privileged SKM algorithm (PSKM)

---

- 1: **Input:** The set of previous batches  $\mathcal{X}$ , the obtained previous centroids  $C$ , and the new batch  $B^0$ .
  - 2: **Output:** A set of centroids  $C^*$ , and its associated partition  $\mathcal{P}^*$ .
  - 3: **if** concept drift **then**
  - 4:     Reset  $\mathcal{X}$
  - 5:      $C \leftarrow \text{KM++}(B^0)$
  - 6:  $\mathcal{X} \leftarrow \text{Append } B^0$
  - 7:  $C^*, \mathcal{P}^* \leftarrow \text{Lloyd}(\mathcal{X}, C)$
  - 8: **return**  $C^*, \mathcal{P}^*$
- 

**Definition 1.** Given a set of batches,  $\mathcal{X} = \{B^t\}_{t \geq 0}$  and a set of centroids  $C$ , the SKM error function is defined as

$$E_*(\mathcal{X}, C) = \frac{1}{M_T} \cdot \sum_{t=0}^{T-1} \sum_{x \in B^t} \|x - c_x\|^2, \quad (2)$$

where the index  $t$  describes the antiquity of each batch, thus  $B^0$  is the latest batch received, and  $B^{T-1}$  represent the batch in which the last concept drift occurred, i.e., every batch  $\{B^t\}_{t=0}^{T-1}$  shares the same underlying distribution.  $M_T = \sum_{t \leq T-1} |B^t|$  is the sum of each batch size.

In order to compute the SKM error function, we need to know the batch in which the last concept drift occurred,  $B^{T-1}$ . The complexity of computing the SKM error is  $\mathcal{O}(M_T \cdot K \cdot d)$ . Clearly, the performance of an active approach to the problem will strongly depend on the behavior of the detection mechanism implemented. On one hand, when a fake drift is detected the past batches and the last centroids are discarded unnecessarily. On the other hand, if a concept drift occurs but is not detected, then the use of previous computed centroids could lead to a poor initialization and may infer a bad clustering. In this work, we describe an active algorithm, which we call Privileged SKM algorithm (PSKM). PSKM is an ideal baseline to the problem which knows in advance if a concept drift occurs (See Algorithm 1), thus being able to compute and minimize the SKM error function. Alternatively, in the following section we propose a passive mechanism to approximate the solution of the SKM problem. PSKM will be the reference in the experimental section since we will simulate streaming data with concept drifts, and thus we will be able to compute the SKM error.

### A. A Surrogate for SKM Error

Here we propose a *surrogate error function* for the SKM error function. This alternative function incorporates a forgetting mechanism based on a memory parameter,  $\rho$ , which assigns an exponentially decreasing weight  $\rho^t$  to a given batch based on its antiquity  $t$ . Note that  $t = 0$  indicates the last batch obtained from the stream which has weight 1. In particular, the approximated error function is defined as follows:

<sup>1</sup>Code available at [https://github.com/arkano29/Kmeans\\_Streaming\\_Data](https://github.com/arkano29/Kmeans_Streaming_Data)

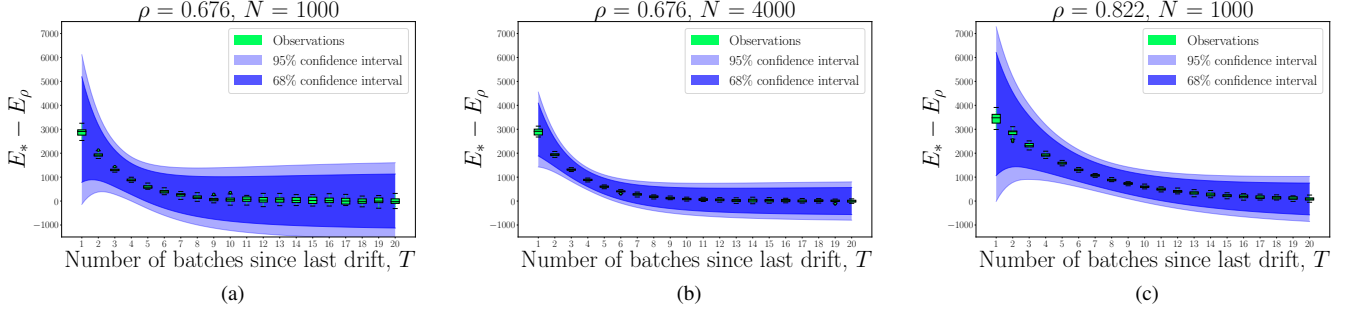


Fig. 1: Difference between the SKM error  $E_*$  and the surrogate error  $E_\rho$  as  $T$  increases, for  $\varepsilon = 0.5$ .

**Definition 2.** Given a set of batches of data points,  $\mathcal{X} = \{B^t\}_{t \geq 0}$ , the surrogate error function, for a given set of centroids  $C$ , is defined as

$$E_\rho(\mathcal{X}, C) = \frac{1}{M_{\mathcal{X}}} \cdot \sum_{t \geq 0} \rho^t \cdot \sum_{x \in B^t} \|x - c_x\|^2 \quad (3)$$

where  $M_{\mathcal{X}} = \sum_{t \geq 0} \rho^t \cdot |B^t|$  is the total weighted mass of the set of batches  $\mathcal{X} = \{B^t\}_{t \geq 0}$ .

The surrogate error is a weighted version of the  $K$ -means error for SD. Furthermore, the following theorem illustrates the suitability of this alternative function. For the sake of simplicity, we consider for this theorem that all batches have the same number of data points,  $|B^t| = N$ .

**Theorem 1.** Let  $c \in \mathbb{R}^d$  be a point,  $\mathcal{X} = \{B^t\}_{t \geq 0}$  be a set of batches of points in  $\mathbb{R}^d$ , where  $B^t = \{x_i^t\}_{i=1}^N$  and  $t$  denotes the antiquity of  $B^t$ . Let the batches before the drift  $\{B^t\}_{t > T-1}$  be i.i.d. according to the probability  $p$ , where  $\mathbb{E}_p[\|x - c\|^2] = E$ . Let the batches after the drift  $\{B^t\}_{t \leq T-1}$  be i.i.d. according to  $p'$ , where  $\mathbb{E}_{p'}[\|x - c\|^2] = (1 + \varepsilon) \cdot E$  for  $\varepsilon > 0$ . Let us assume that  $\|x_i^t - c\|^2$  is upper-bounded by  $u \geq 0$ , for  $i = 1, \dots, N$  and  $t \geq 0$ .

Then, with at least probability  $1 - \delta$ , the difference  $E_*(\mathcal{X}, \{c\}) - E_\rho(\mathcal{X}, \{c\})$  satisfies:

$$E_*(\mathcal{X}, \{c\}) - E_\rho(\mathcal{X}, \{c\}) \in (\rho^T \cdot \varepsilon \cdot E - \gamma, \rho^T \cdot \varepsilon \cdot E + \gamma), \quad (4)$$

where

$$\gamma = u \cdot \sqrt{\frac{(2 \cdot \rho^T - 1)/T + (1 - \rho)/(1 + \rho)}{2 \cdot N}} \cdot \ln \frac{2}{\delta}, \quad (5)$$

For this theorem we do not assume any specific underlying distribution, and the only assumption is that the squared distance with respect to  $c$  is bounded by  $u$ . We present a  $(1 + \varepsilon)$ -drift as well, which occurs when two underlying distributions  $p$  and  $p'$  satisfy  $\mathbb{E}_{p'}[\|x - c\|^2] = (1 + \varepsilon) \cdot \mathbb{E}_p[\|x - c\|^2]$ , for  $\varepsilon > 0$ . More importantly, observe that, according to Theorem 1, the expected value of the alternative error function tends to the SKM error function exponentially fast with  $T$  for a single centroid, since the mean value of their difference has the form  $\rho^T \cdot \varepsilon \cdot E$ . In particular, it shows that the surrogate function can be used to approximate the error for a single centroid,

thus applying this result to every subgroup of points and their respective centroids yields a good approximation of the SKM error. In summary, Theorem 1 shows that we can deal with the SKM problem by minimizing the alternative error without having to detect concept drifts.

Due to the exponential decrease of the weights as antiquity  $t$  increases, the contribution to the approximated error of older batches rapidly becomes negligible. Therefore, in practise, we can compute an arbitrarily accurate surrogate error function by considering the last  $T_{max}$  batches. By using this approximation, we deal with the issue of indefinite increasing volume of data.

In Figure 1, we show how  $E_* - E_\rho$  tends to zero as  $T$  increases. For these experiments, we have stored 40 batches of size  $N$  with a specific concept, and then 20 batches of a  $(1 + \varepsilon)$ -drift were added sequentially. Here, the centroid  $c$  was stated as the center of mass of the data points<sup>2</sup> from the first concept, and  $u$  is the distance from the farthest point to the centroid  $c$ . For each new batch  $T$  increases by 1, and we compute the difference between both errors (SKM and surrogate) and their theoretical bounds  $\gamma$  (5). Because the theorem gives a probabilistic result, we have repeated the experiment many times, randomly selecting batches at each run. Figure 1 shows the computed differences with a boxplot layout since this experiment was repeated 20 times in order to obtain statistical results. Two confidence intervals are given in the figure, with probabilities 95% and 68%, which correspond to values of  $\delta = 0.05$  and  $0.32$ , respectively.

A batch size of  $N = 1000$  was set in (a) and  $N = 4000$  in (b). Notice that  $\gamma \propto \frac{1}{\sqrt{N}}$ , therefore, as the number of points on each batch increases, the bounds become narrower. Additionally,  $\rho$  was set equal to 0.676 for (a) and (b) and 0.822 for (c). On one hand, lower values of  $\rho$  makes the expected difference between the SKM error and the approximation tends to zero faster. In other words, the bias of the surrogate as an estimate of the SKM error decreases faster for smaller values of  $\rho$ . On the other hand, lower values of  $\rho$  implies broader bounds of  $E_* - E_\rho$ . Thus, the variance of the surrogate estimate is higher as  $\rho$  decreases. Clearly, there is a trade-off

<sup>2</sup>The data points of both concepts were previously generated, and are chosen randomly for each batch.

---

**Algorithm 2** Forgetful SKM algorithm (FSKM)

---

- 1: **Predetermined:** Maximum number of batches saved  $T_{max}$  and forget parameter  $\rho$ .
  - 2: **Input:** Set of previous batches  $\mathcal{X}$  partitioned by  $\mathcal{P}$  and new batch  $B^0$ .
  - 3: **Output:** A set of centroids  $C$  and its associated partition  $\mathcal{P}$ .
  - 4: **if**  $\text{size}(\mathcal{X})=T_{max}$  **then**
  - 5:     Remove the oldest batch from  $\mathcal{X}$
  - 6:  $\mathcal{X} \leftarrow \text{Append } B^0$
  - 7:  $C \leftarrow \text{Initialization}(\mathcal{X}, \mathcal{P})$
  - 8:  $C, \mathcal{P} \leftarrow \text{Weighted Lloyd}(\mathcal{X}, C)$
  - 9: **return**  $C, \mathcal{P}$
- 

between fast convergence and low variance when choosing the forgetting parameter  $\rho$ . Hence it should be chosen attending the requirements of the user; we propose a heuristic to set the  $\rho$  value in section IV-A.

### III. STREAMING LLOYD'S ALGORITHM

In order to deal with the SKM problem in a passive way, we propose the Forgetful SKM (FSKM) algorithm (Algorithm 2). FSKM approximates the solution of the SKM problem by minimizing the approximated error function. When a new batch  $B^0$  arrives, FSKM runs an initialization procedure to find a set of initial centroids. Next, a weighted Lloyd's algorithm is carried out over the available set of batches  $\mathcal{X}$ . The running time of the weighted Lloyd's algorithm is  $\mathcal{O}(n \cdot K \cdot d)$ , where  $n$  is the total number of points to be clustered. However, recall that we can compute an arbitrarily accurate surrogate error function by discarding batches with a negligible weight. By discarding the batches with negligible weights, the computational complexity of the weighted Lloyd's step of FSKM is reduced to  $\mathcal{O}(M_{T_{max}} \cdot K \cdot d)$ , where  $M_{T_{max}}$  is the sum of batch sizes of the stored batches. This is a passive approach, because it does not need to detect concept drifts, and it inherits the good properties of the surrogate function as alternative to the real SKM error.

#### A. Initialization Step

As previously discussed, the initialization stage has a major effect on the convergence of Lloyd's, and therefore of the FSKM algorithm. For this reason, in this section, we propose efficient procedures for the initialization step of FSKM. However, first we describe two simple approaches, which will be used for comparison. Once a new batch is received, a straightforward initialization strategy is to use the previously converged set of centroids. We call this approach Previous Centroids (PC), and the set of centroids obtained in previous iterations will be denoted as  $C^* = \{\mathbf{c}_k^*\}_{k=1}^K$ . PC uses a set of locally optimal centroids for the past set of batches, which can be a good and efficient choice once a new batch is presented. An alternative straightforward initialization is to use centroids obtained by applying a standard initialization procedure over the newest batch  $B^0$ , such as KM++. We call this approach

the Current Centroids (CC). The set of centroids obtained from initializing over the current batch is denoted as  $C^0 = \{\mathbf{c}_k^0\}_{k=1}^K$ . Clearly, CC allows FSKM to adapt rapidly when a concept drift occurs. However, this initialization does not take into account either the batches from the past or the set  $C^*$ . This could imply a waste of very valuable information, especially when a concept drift has not occurred for a long period of time.

#### B. Weighted Initialization

Considering the trade-off between the PC and CC approaches, we propose two efficient initialization strategies that combine information from PC and CC, by minimizing an upper-bound to the surrogate error function. The next result defines an upper-bound for the surrogate error function that will allow us to determine a competitive initialization for the FSKM algorithm.

**Theorem 2.** Given two sets of centroids  $C^* = \{\mathbf{c}_k^*\}_{k=1}^K$  and  $C^0 = \{\mathbf{c}_k^0\}_{k=1}^K$ , for any set of centroids  $C \in \mathbb{R}^d$ , the surrogate function  $E_\rho(\mathcal{X}, C)$  can be upper-bounded as follows:

$$E_\rho(\mathcal{X}, C) \leq f^\rho(\mathcal{X}, C) + \text{const}, \quad (6)$$

where

$$f^\rho(\mathcal{X}, C) \equiv \frac{1}{M_{\mathcal{X}}} \cdot \sum_{k=1}^K (w_k^* \cdot \|\mathbf{c}_{k'} - \mathbf{c}_k^*\|^2 + w_k^0 \cdot \|\mathbf{c}_{k''} - \mathbf{c}_k^0\|^2), \quad (7)$$

for  $\mathbf{c}_{k'} = \arg \min_{\mathbf{c} \in C} \|\mathbf{c}_k^* - \mathbf{c}\|$ ,  $\mathbf{c}_{k''} = \arg \min_{\mathbf{c} \in C} \|\mathbf{c}_k^0 - \mathbf{c}\|$ , where  $w_k^* = \sum_{t \geq 1} \rho^t \cdot |B^t \cap P_k^*|$  and  $w_k^0 = |B^0 \cap P_k^0|$  are the weights related to each centroid and  $\text{const}$  is a value independent of the set of centroids  $C$ .  $B^t \cap P_k$  are the set of points in batch  $B^t$  that belong to the partition  $P_k$ .

Theorem 2 shows that the surrogate error is upper-bounded by  $f^\rho(\mathcal{X}, C)$  plus a constant. In fact, observe that  $f^\rho$  has the form of a weighted  $K$ -means error with  $\{\mathbf{c}_k^*, \mathbf{c}_k^0\}_{k=1}^K$  as the data points, and weights  $W = \{w_k^*, w_k^0\}_{k=1}^K$ . Hence, we propose an initialization procedure based on the weighted  $K$ -means algorithm over the union of both sets of centroids. We refer to this initialization as Weighted Initialization (WI, Algorithm 3), where its computational complexity is  $\mathcal{O}(K \cdot \max\{|B^0|, K\} \cdot d)$ .

#### C. Hungarian Initialization

An interesting analytical result can be acquired considering another assumption along with Theorem 2. Assume that each centroid  $\mathbf{c}_k$  has a single pair of centroids  $\mathbf{c}_k^*, \mathbf{c}_{\sigma(k)}^0$  which are the closest to itself from both sets  $C^*$  and  $C^0$ , and are distinct for each centroid  $\mathbf{c}_k$ . We can index the centroid  $\mathbf{c}_k$  like the centroids in  $C^*$ , but a different indexation  $k' = \sigma(k)$  may be needed for the centroids in  $C^0$ , represented by the permutation

---

**Algorithm 3** Weighted  $K$ -means initialization (WI)

---

- 1: **Predetermined:** Number of clusters  $K$ . Forgetting parameter  $\rho$ .
  - 2: **Input:** A set of batches  $\mathcal{X} = \{B^t\}_{t \geq 0}$ , a set of previous centroids  $C^*$  which are induced by the partition  $\mathcal{P}^*$ .
  - 3: **Output:** A set of new optimized centroids  $C$  and its associated partition  $\mathcal{P}$ .
  - 4:  $C^0, \mathcal{P}^0 \leftarrow \text{KM}++(B^0)$
  - 5:  $w_k^*, w_k^0 \leftarrow$  Compute weights from  $\mathcal{P}^*$  and  $\mathcal{P}^0$
  - 6:  $C, \mathcal{P} \leftarrow$  Weighted  $K$ -means( $X = \{C^*, C^0\}, W = \{w_k^*, w_k^0\}_{k=1}^K$ )
  - 7: **return**  $C, \mathcal{P}$
- 

$\sigma(k)$ . Then, we can re-write the upper-bound given in (7) as follows:

$$f^\rho(\mathcal{X}, C = \{\mathbf{c}_k\}_{k=1}^K) = \frac{1}{M_{\mathcal{X}}} \cdot \sum_{k=1}^K (w_k^* \cdot \|\mathbf{c}_k - \mathbf{c}_k^*\|^2 + w_{\sigma(k)}^0 \cdot \|\mathbf{c}_k - \mathbf{c}_{\sigma(k)}^0\|^2), \quad (8)$$

where the weights  $w_k^*$  and  $w_{\sigma(k)}^0$  are the weights of  $\mathbf{c}_k^*$  and  $\mathbf{c}_{\sigma(k)}^0$ , respectively. The following theoretical result shows that the upper-bound  $f^\rho(\mathcal{X}, C)$  can be analytically minimized with respect to  $\mathbf{c}_k$  with this assumption.

**Theorem 3.** Let  $f^\rho(\mathcal{X}, C)$  be the function defined in (8) for a set of centroids  $C = \{\mathbf{c}_k\}_{k=1}^K$  of size  $K$ , where  $\mathbf{c}_k^*$  and  $\mathbf{c}_{\sigma(k)}^0$  are given, and they are the closest points to  $\mathbf{c}_k$  of the sets  $\{\mathbf{c}_k^*\}_{k=1}^K$  and  $\{\mathbf{c}_{\sigma(k)}^0\}_{k=1}^K$ . Then the set of centroids that minimizes this function is given by:

$$\mathbf{c}_k = \frac{1}{w_k^* + w_{\sigma(k)}^0} \cdot (w_k^* \cdot \mathbf{c}_k^* + w_{\sigma(k)}^0 \cdot \mathbf{c}_{\sigma(k)}^0), \quad (9)$$

Theorem 3 shows that, just by making the one-to-one assumption given by  $\sigma$ , the optimal centroids  $C$  can be simply expressed as a linear combination between the elements of  $C^*$  and  $C^0$ . Notice that with this assumption we achieve an analytical minimum of  $f^\rho(\mathcal{X}, C)$ .

a) *Linear Sum Assignment Problem:* If we want to compute the optimal centroids under the previous assumption,  $\sigma(k)$  must be found. In order to do so, we use the result in Theorem 3 to rewrite (8):

$$f^\rho(\mathcal{X}, C) = \frac{1}{M_{\mathcal{X}}} \cdot \sum_{k=1}^K \frac{w_k^* \cdot w_{\sigma(k)}^0}{w_k^* + w_{\sigma(k)}^0} \cdot \|\mathbf{c}_k^* - \mathbf{c}_{\sigma(k)}^0\|^2 \quad (10)$$

Hence, we define the matrix:

$$f_{k,k'} = \frac{w_k^* \cdot w_{k'}^0}{w_k^* + w_{k'}^0} \cdot \|\mathbf{c}_k^* - \mathbf{c}_{k'}^0\|^2; \quad k, k' \in \{1, \dots, K\}, \quad (11)$$

and find the permutation  $\sigma$  such that the sum  $\sum_{k=1}^K f_{k,\sigma(k)}$  is minimal. This is a linear sum assignment problem and we can make use of the Hungarian (or Kuhn-Munkres) algorithm [20] to determine  $\sigma(k)$  with a computational complexity of

---

**Algorithm 4** Hungarian Initialization (HI)

---

- 1: **Predetermined:** Number of clusters  $K$ . Forgetting parameter  $\rho$ .
  - 2: **Input:** A set of batches  $\mathcal{X}$ , ordered in such a way that  $B^0$  is the newest batch. A set of previous centroids  $C^*$ .
  - 3: **Output:** A set of new optimized centroids  $C$ .
  - 4:  $C^0 \leftarrow \text{KM}++(B^0)$
  - 5: **for**  $k$  in  $1, \dots, K$  **do**
  - 6:     **for**  $k'$  in  $1, \dots, K$  **do**
  - 7:          $f_{k,k'} \leftarrow \frac{w_k^* \cdot w_{k'}^0}{w_k^* + w_{k'}^0} \cdot \|\mathbf{c}_k^* - \mathbf{c}_{k'}^0\|^2$
  - 8:      $\sigma \leftarrow \arg \min_{\sigma \in \Sigma} \sum_{k=1}^K f_{k,\sigma(k)}$
  - 9:      $C \leftarrow \emptyset$
  - 10:    **for**  $k$  in  $1, \dots, K$  **do**
  - 11:        $\mathbf{c}_k \leftarrow \frac{1}{w_k^* + w_{\sigma(k)}^0} \cdot (w_k^* \cdot \mathbf{c}_k^* + w_{\sigma(k)}^0 \cdot \mathbf{c}_{\sigma(k)}^0)$
  - 12:        $C \leftarrow C \cup \mathbf{c}_k$
  - 13: **return**  $C$
- 

$\mathcal{O}(K^3)$ . Thus, we propose another initialization method called Hungarian Initialization (HI) based on this procedure. HI firstly computes a set of optimized centroids  $\mathbf{c}_{k'}^0$  over the new batch  $B^0$ . Then the matrix  $f_{k,k'}$  is constructed, which is used to determine the permutation that maps  $k \rightarrow k' = \sigma(k)$ , via the linear sum assignment problem (Algorithm 4). This way, the sum  $\sum_{k=1}^K f_{k,\sigma(k)}$  is guaranteed to be the minimum value of  $f^\rho(\mathcal{X}, C)$ , and hence the new set of centroids can be computed as defined in Theorem 3. The computational complexity of this algorithm is  $\mathcal{O}(K \cdot \max\{\max\{K^2, K \cdot d\}, |B^0| \cdot d\})$ .

## IV. EXPERIMENTS

In this section we analyse the performance of the FSKM algorithm with the proposed initialization procedures: Previous Centroids (PC), Current Centroids (CC), Hungarian Initialization (HI) and Weighted Initialization (WI). The converged SKM error obtained by FSKM with different initialization strategies is compared with the gold-standard PSKM. In order to control the strength of the drifts, the experiments are performed using simulated streaming data with  $(1 + \varepsilon)$ -drifts generated using real datasets taken from the *UCI Machine Learning Repository* [21], for different values of  $\varepsilon$ . For further insight on how we simulated streaming data see Appendix A.

### A. Experimental Setup

a) *Datasets:* The experiments have been carried out in 8 different datasets simulated based on real datasets from the *UCI Machine Learning Repository* [21], see Table I. The simulated data consists of a sequence of batches with size  $N = 500$ , and a  $(1 + \varepsilon)$ -concept drift takes place every 10 batches.

b) *Procedure:* To analyze the behavior of the algorithms in streaming scenarios, we perform a burning-out step by storing  $T_{max}$  batches from the first concept. After this step, we measure the evolution of the performance of PSKM, and FSKM with different initialization techniques. To fairly compare their behaviour, the set of centroids  $C^*$  and  $C^0$  are the

Dataset	$d$	$n$
Urban accidents [22]	2	$3.6 \cdot 10^5$
Pulsar detection [23]	8	$1.8 \cdot 10^4$
SUSY [24]	18	$5 \cdot 10^6$
Gas sensors [25], [26]	20	$4 \cdot 10^6$
Anuran calls [27]	22	$7.2 \cdot 10^3$
Google Reviews [28]	25	$5.5 \cdot 10^3$
Gesture Segmentation [29]	50	$9.9 \cdot 10^3$
Epilepsia [30]	178	$1.1 \cdot 10^4$

TABLE I: Information of the considered datasets.

same for each initialization procedure each time a new batch arrives. After the burning-out step, a stream of 100 batches is processed with concept drifts every 10 batches. This procedure is repeated for each dataset and value of the hyperparameters. Because the results did not vary too much for intermediate batches, we show measurements for the first and second batch (indexed by 1 and 2), an intermediate batch and the last batch before the next concept drift (indexed by 4 and 10).

c) *Measurements*: We have measured the quality of the solutions obtained by different procedures in terms of the SKM and approximated error function. In order to have comparable scores for different datasets, the obtained scores (error values) on initialization and convergence errors are normalized. For each new batch, the score  $E_M$  obtained with algorithm  $M \in \mathcal{M}$  is normalized with respect to the minimum over every algorithm  $\mathcal{M}$  as  $\hat{E}_M = (E_M - \min_{M' \in \mathcal{M}} E_{M'}) / \min_{M' \in \mathcal{M}} E_{M'}$ . Using normalized scores allows to summarize the results obtained for different algorithms with all the data sets in a single plot, reducing dramatically the number of figures needed to display the results. The computational load of the methods considered in our experimental setting is dominated by the number of distance computations. Therefore, as it is common practice in  $K$ -means problem related articles [8], [31], we use the number of distances computed to measure their computational performance. The computed distances  $D_M$  were also normalized, but we simply divide by the minimum  $\hat{D}_M = D_M / \min_{M' \in \mathcal{M}} D_{M'}$ . This way, in the figures of Section IV-C what will be shown is how many times more distances have been computed compared to the fastest one.

d) *Hyperparameters*: A key parameter is the forget parameter  $\rho$ , since the approximated function directly depends on this parameter. Theorem 1 shows that the surrogate differs from the real SKM error with  $\rho^T \varepsilon$ , but the confidence interval grows as  $\rho$  decreases, hence a proper balance is necessary. Assuming that a difference of 0.01 is negligible, we can determine the  $\rho$  value by solving the equality  $\varepsilon \cdot \rho^{\tau/m} = 0.01$ , where  $\tau$  is our prior knowledge about the (average) number of batches in which a concept is stable and  $m$  represents the fraction of the period in which we want the difference to become negligible. Intuitively,  $m$  determines how fast the term  $\rho^T \cdot \varepsilon$  shrinks relative to the period of when a drifts happens,  $\tau$ . The magnitude of the concept drift and the number of clusters can affect how fast each algorithm adapts. For this reason, when generating streaming data, we use the next set of values for the parameters  $\varepsilon$  and  $K$ :  $\varepsilon \in \{0.5, 1, 2\}$ ,  $K \in \{5, 10, 25\}$ .

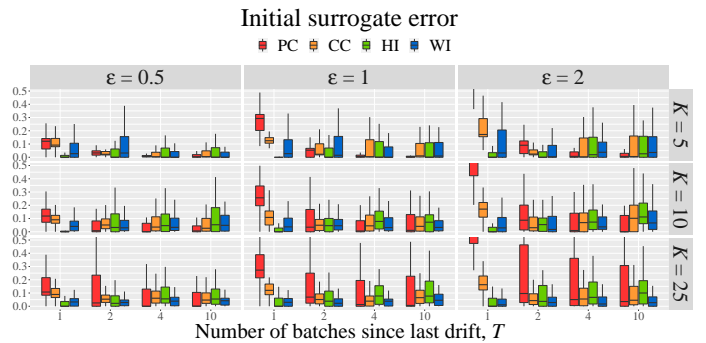


Fig. 2: Initial surrogate error for the FSKM algorithm with different initialization methods.  $\rho$  was determined with  $m = 2$ , and errors were normalized as specified in the former section.

Note that for each value of  $\varepsilon$  and  $m$ , we set a different value of  $\rho$ . In this paper, we show results for  $m = 2$ , for the sake of brevity. For  $m = 2$ , the values of  $\rho$  depended on  $\varepsilon$ , which were  $\rho \in \{0.457, 0.398, 0.347\}$  in the order of  $\varepsilon$  given before.

### B. Initial and Converged Errors

HI and WI show better initial surrogate errors compared with PC and CC when a concept drift occurs (see Figure 2,  $T = 1$ ), for every  $\varepsilon$  and  $K$ . When a concept drift occurs, PC performs poorly, since its initial centroids are focused on minimizing the approximated error function for the previous concept. For smaller values of  $\rho$ , CC gets better results than PC when a drift occurs, because previous batches contribute less to the surrogate error. In this sense, CC gets better results than PC as  $\varepsilon$  increases, because previously computed centroids become an even worse approximation for the novel concept. As new batches arrive, we observe that PC obtains the best initial surrogate error, because stored batches share the same underlying distribution and previously converged centroids  $C^*$  are a good initialization.

Figure 3 summarizes the surrogate error function of FSKM at convergence. HI and WI stand out over the trivial initialization methods. Moreover, HI obtains median scores close to 0 for every value of  $K$  and  $\varepsilon$ . In the previous figure, it was shown that WI obtained a better initialization error, but now HI obtains a lower converged error. HI initialization is more restricted than WI, obtaining a worse initialization error. However, this restriction seems to be reasonable since the fixed points where HI arrives get a better converged error. Furthermore, WI executes  $K$ -means over centroids, and completely ignores the structure of data points, which may lead to re-assignments that increase the error. PC shows a higher variance, especially for bigger values of  $K$ .

In Figure 4, we show the SKM error at convergence. Here the results of PSKM are shown as a reference. Observe that, in general, the medians of the converged SKM error are comparable for every algorithm, especially when many batches of the same concept have already happened ( $T = 10$ ). Recall that FSKM does not minimize the SKM error, concluding that the surrogate is a good approximation and that every

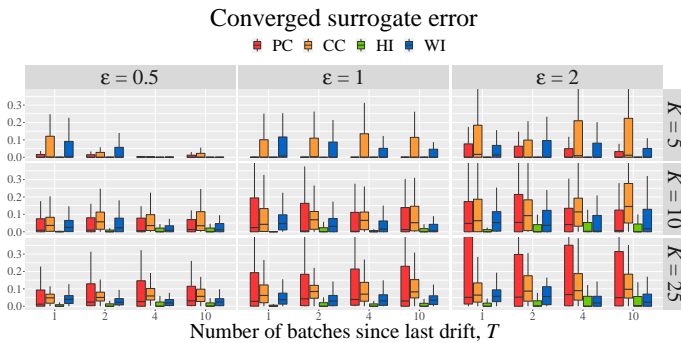


Fig. 3: Converged surrogate error for the FSKM algorithm with different initialization methods.  $\rho$  was determined with  $m = 2$ , and errors were normalized.

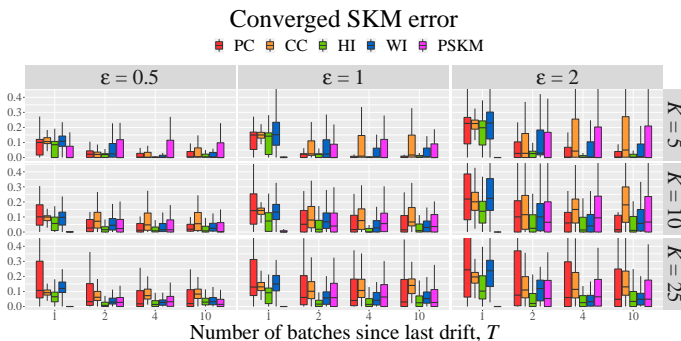


Fig. 4: Converged real SKM error for the FSKM (multiple initialization) and PSKM algorithms. Here  $m = 2$  and error were normalized.

initialization technique (except for CC) works properly. We see that even though PSKM obtains the best scores when a drift occurs, after the next batch (index 2) HI and WI already attain scores comparable to PSKM in terms of medians. In terms of dispersion, HI and WI are even more stable (smaller variance) than PSKM. We know from Theorem 1 that the surrogate error approximates the SKM error better when more batches occurred since the last concept drift, this can explain why, even though FSKM does not explicitly minimize the SKM error, its convergence value is better than the one obtained by PSKM. We can see that in the last batch, before a concept drift occurs, FSKM obtains scores comparable to PSKM.

### C. Computed Distances

Not needing any extra computation for the initialization makes PC compute fewer distances, thus we use PC as a reference in Figure 5, where the number of distances is shown relative to PC's number of computed distances. Because distances are normalized divided by the minimum obtained over every algorithm, what we observe in the Y axis is how many times more distances have been computed compared to PC. Considering every boxplot, we conclude that the medians of HI, WI and CC are around 2, thus they compute twice as many distances as PC in general. However, in the previous

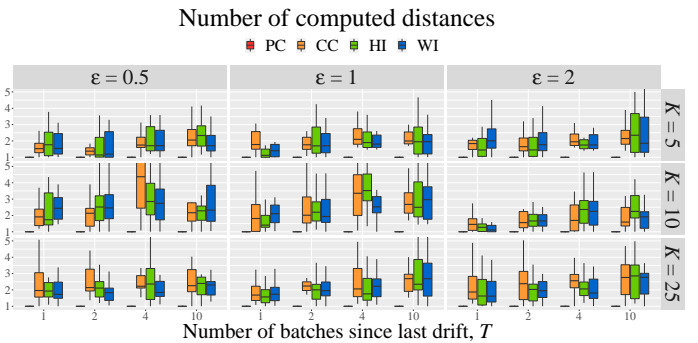


Fig. 5: Number of computed distances, normalized as  $\hat{D}_M = D_M / \min_{M' \in \mathcal{M}} (D_{M'})$ . PC's boxplot is flat as it is always the procedure which computes the less number of distances, since its initialization needs no computation.

section we have observed that HI outperformed in terms of converged SKM error, thus this extra distance computation is a trade-off we must pay in order to adapt to concept drifts more effectively.

## V. CONCLUSIONS

In this work we have proposed an approximation function for the SKM error, which can be computed without requiring the concept drift detection. We have proved that the surrogate is a good approximation to the SKM error, and its quality improves as the number of batches from the same concept drifts increases.

We have performed a set of experiments using real data as a basis and simulated streaming scenarios with  $(1 + \varepsilon)$  concept drifts. We have compared minimizing the approximated error to minimizing the actual SKM error. The behavior of minimizing the surrogate has been analyzed for the proposed initialization procedures. In the last section, we have seen that the proposed initialization algorithms stood out over the trivial methods, except in the number of computed distances, which was expected. Using previously computed centroids proves to be the fastest method, although it performs badly when a drift occurs. Because every other initialization method requires more steps, they need more iterations, which implies more computed distances and hence bigger elapsed time. However, this is a trade-off in exchange for a better response to concept drifts, more stable solutions and smaller error values, which is the main interest in the Streaming  $K$ -means problem.

### ACKNOWLEDGMENTS

This research is supported by the Basque Government through the BERC 2018-2021 program and by Spanish Ministry of Sciences, Innovation and Universities: BCAM Severo Ochoa accreditation SEV-2017-0718.

### APPENDIX A

#### SIMULATED STREAMING DATA WITH $(1 + \varepsilon)$ -DRIFTS

Here we propose a heuristic method to generate an artificial SD with controlled concept  $(1 + \varepsilon)$ -drifts based on a real

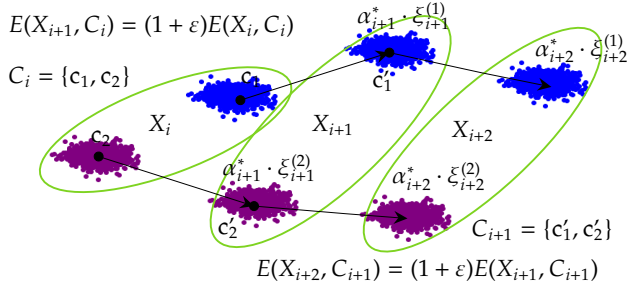


Fig. 6:  $(1 + \varepsilon)$ -drift generation. Here we observe a  $K = 2$  cluster set up in two dimensions, where  $X_i$  is the first chunk of the example. And the following blocks are obtained following (13). Recall that each cluster is relocated with different random directions.

dataset. However, first of all we shall recall what a  $(1 + \varepsilon)$ -drift is. Let  $C = \{\mathbf{c}_k\}_{k=1}^K$  be a set of cluster centroids, and  $X_1$  and  $X_2$  be two sets of points with distributions  $p$  and  $p'$  respectively. Lets assume that the  $K$ -means error with respect to  $C$  is bigger for  $X_2$ , then there is an  $\varepsilon > 0$  that satisfies  $E(X_2, C) = (1 + \varepsilon) \cdot E(X_1, C)$ .

In order to generate controlled concept drifts (for a given  $\varepsilon$  value), we start taking the real dataset  $X_1$ . This batch of data follows the distribution  $p_1$ , so our main objective is to obtain batches with different distributions  $p_i$  such that (12) is fulfilled for  $i = 1, \dots, M - 1$ , where  $C_{i-1}$  are the clustering centroids computed for the  $(i - 1)$ -th batch.

$$E(X_i, C_{i-1}) = (1 + \varepsilon) \cdot E(X_{i-1}, C_{i-1}) \quad (12)$$

The distribution can be changed by moving every point of each cluster in random directions. We generate new batches translating every point on each cluster  $k$  in different random directions, however, the magnitude of the translation must be found heuristically such that (12) is satisfied for distributions  $p_i$  and  $p_{i-1}$ . We define  $X_i$  as the data batch that follows the distribution  $p_i$ , where  $X_1$  is the original data block. Every new block  $X_i$  is obtained adding the vector  $\alpha_i^* \cdot \xi_i^{(k)}$  to every data point of cluster  $k$  in  $X_{i-1}$ . Where  $\xi_i^{(k)}$  is a random unitary vector generated for each cluster and  $\alpha_i^*$  is the optimal value of the magnitude obtained by the heuristic algorithm, we explain in the next section how to obtain it. We define  $X_i^{(k)}$  to be the data points of cluster  $k$  of  $X_i^{(k)}$ , and hence we generate the translated data as follows (See Figure 6 for illustration):

$$X_i^{(k)} = X_{i-1}^{(k)} + \alpha_i^* \cdot \xi_i^{(k)} \quad (13)$$

#### A. Heuristic translation

With this algorithm, a fit value for  $\alpha_i^*$  is calculated so that (12) is fulfilled, with a certain threshold. We start assigning an initial value  $\alpha_i^1$ . Since the error must increase  $\varepsilon E(X_{i-1}, C_{i-1})$ , we assume that it must be of order:

$$\alpha_i^1 = \sqrt{\frac{\varepsilon E(X_{i-1}, C_{i-1})}{K \cdot |X_i|}} \quad (14)$$

Hence we use the initial value  $\alpha_i^1$ , and we iteratively update  $\alpha_i^j$  following (15) until we reach convergence. Here we define the error for each iteration  $E_j$  as the one obtained translating the current data chunk with magnitude  $\alpha_i^j$ ,  $E_j \equiv E(X_{i-1} + \alpha_i^j \cdot \xi_i, C_{i-1})$ .

$$\alpha_i^{j+1} = \alpha_i^j - \left( \frac{E_j}{(1 + \varepsilon) \cdot E(X_{i-1}, C_{i-1})} - 1 \right) \cdot \alpha_i^1 \quad (15)$$

Satisfying (12) exactly is computationally intractable, thus we stop iterating when the obtained error is close enough to the desired one. We say they are close enough when the absolute relative difference is less than 5%, i.e.  $\left| \frac{E_j - (1 + \varepsilon)E(X_{i-1}, C_{i-1})}{(1 + \varepsilon)E(X_{i-1}, C_{i-1})} \right| < 0.05$ .

#### APPENDIX B PROOFS

*Proof of Theorem 1.*  $\mathbf{x}_i^t$  is a r.v. distributed according to  $p_t$  and with support in  $\mathbb{R}^d$ , for  $i = 1, \dots, N$  and  $t \geq 0$ , where  $p_t = p'$  for  $t \geq T$  and  $p_t = p$  for  $T > t \geq 0$ . Let us define the random variables  $V_i^t = 1/N \cdot (\mathbf{1}_{t < T}/T - \rho^t \cdot (1 - \rho)) \|\mathbf{x}_i^t - \mathbf{c}\|^2$ , for  $t \geq 0$ . Let  $\bar{V} = \sum_{i=1}^N \sum_{t \geq 0} V_i^t$ , then  $\bar{V} = E_{SKM} - E_\rho$ , and  $\mathbb{E}[\bar{V}] = \rho^T \cdot \varepsilon \cdot E/N$ .

The range of the support of  $V_i^t$  is  $r^t = u/N \cdot (\mathbf{1}_{t < T}/T - \rho^t \cdot (1 - \rho))$ , for  $i = 1, \dots, N$  and  $t \geq 0$ . Thus we have that

$$\sum_{t \geq 0} \sum_{i=1}^N (r^t)^2 = \frac{u^2}{N} \cdot \left( \frac{2\rho^T - 1}{T} + \frac{1 - \rho}{1 + \rho} \right) \quad (16)$$

For  $\gamma > 0$ , by Hoeffding's inequality, we have that  $Pr[|\bar{V} - \mathbb{E}[\bar{V}]| \geq \gamma] \leq \delta$ , where

$$Pr[\rho^T \cdot \varepsilon \cdot E - \gamma < E_{SKM} - E_\rho < \rho^T \cdot \varepsilon \cdot E + \gamma] > 1 - \delta,$$

Therefore, with at least probability  $1 - \delta$ , we have that  $E_{SKM} - E_\rho \in (\rho^T \cdot \varepsilon \cdot E - \gamma, \rho^T \cdot \varepsilon \cdot E + \gamma)$ , where

$$\gamma = u \cdot \sqrt{\frac{(2 \cdot \rho^T - 1)/T + (1 - \rho)/(1 + \rho)}{2 \cdot N} \cdot \ln \frac{2}{\delta}}, \quad (17)$$

which concludes the proof.  $\square$

*Proof of Theorem 2.* First we show that:

$$\begin{aligned} E_\rho(\mathcal{X}, C) &= \frac{1}{M_{\mathcal{X}}} \cdot \sum_{t \geq 0} \rho^t \cdot \sum_{x \in B^t} \|\mathbf{x} - \mathbf{c}_x\|^2 \\ &= \frac{1}{M_{\mathcal{X}}} \cdot \sum_{t \geq 1} \rho^t \cdot \sum_{x \in B^t} \|\mathbf{x} - \mathbf{c}_x\|^2 + \\ &\quad + \frac{1}{M_{\mathcal{X}}} \cdot \sum_{x \in B^0} \|\mathbf{x} - \mathbf{c}_x\|^2 \\ &= \frac{M_{\mathcal{X} \setminus \{B^0\}}}{M_{\mathcal{X}}} \cdot E_1^\rho(C) + \frac{|B^0|}{M_{\mathcal{X}}} \cdot E^0(C) \end{aligned} \quad (18)$$



Then observe that

$$\begin{aligned}
E_0^\rho(C) &= \frac{M_{\mathcal{X} \setminus \{B^0\}}}{M_{\mathcal{X}}} \cdot E_1^\rho(C) + \frac{|B^0|}{M_{\mathcal{X}}} \cdot E^0(C) = \\
&= \frac{1}{M_{\mathcal{X}}} \cdot \sum_{k=1}^K \sum_{t \geq 1} \rho^t \cdot \sum_{x \in B^t \cap P_k^*} \|\mathbf{x} - \mathbf{c}_x\|^2 + \\
&+ \frac{1}{M_{\mathcal{X}}} \cdot \sum_{k=1}^K \sum_{x \in B^0 \cap P_k^0} \|\mathbf{x} - \mathbf{c}_x\|^2 \leq \\
&\leq \frac{1}{M_{\mathcal{X}}} \cdot \sum_{k=1}^K \sum_{t \geq 1} \rho^t \cdot \sum_{x \in B^t \cap P_k^*} \|\mathbf{x} - \mathbf{c}_{k'}\|^2 + \\
&+ \frac{1}{M_{\mathcal{X}}} \cdot \sum_{k=1}^K \sum_{x \in B^0 \cap P_k^0} \|\mathbf{x} - \mathbf{c}_{k''}\|^2 \quad (19)
\end{aligned}$$

Note that the last inequality holds as a consequence of the definition of  $\mathbf{c}_x$ , while equality would hold if there were no reassignments. We compute  $\mathbf{c}_{k'}$  and  $\mathbf{c}_{k''}$  as the closest centroids from  $C$  to the previous centroids  $\mathbf{c}_k^*$  and the new centroids  $\mathbf{c}_k^0$  respectively. In order to obtain the desired form of the upper-bound of  $E_0^\rho(C)$ , we shall recall how the centroids  $\mathbf{c}_k^*$  and  $\mathbf{c}_k^0$  are computed. With our notation,  $\overline{B \cap P}$  is the mean value of the points in the set  $B \cap P$ .

$$\begin{aligned}
\mathbf{c}_k^* &= \frac{\sum_{t \geq 1} \rho^t \cdot |B^t \cap P_k^*| \cdot \overline{B^t \cap P_k^*}}{\sum_{t \geq 1} \rho^t \cdot |B^t \cap P_k^*|} \quad (20) \\
\mathbf{c}_k^0 &= \overline{B^0 \cap P_k^0}
\end{aligned}$$

On the other hand, using the identity<sup>3</sup>  $\sum_{x \in X} \|\mathbf{x} - \mathbf{c}\|^2 = \sum_{x \in X} \|\mathbf{x} - \overline{X}\|^2 + |X| \|\overline{X} - \mathbf{c}\|^2$ , we obtain:

$$\begin{aligned}
&\frac{1}{M_{\mathcal{X}}} \cdot \sum_{k=1}^K \sum_{t \geq 1} \rho^t \cdot \sum_{x \in B^t \cap P_k^*} \|\mathbf{x} - \mathbf{c}_{k'}\|^2 = \\
&= \frac{1}{M_{\mathcal{X}}} \cdot \sum_{k=1}^K \sum_{t \geq 1} \rho^t \cdot \left( \sum_{x \in B^t \cap P_k^*} \|\mathbf{x} - \overline{B^t \cap P_k^*}\|^2 + \right. \\
&+ |B^t \cap P_k^*| \cdot \|\overline{B^t \cap P_k^*} - \mathbf{c}_{k'}\|^2 \left. \right) \\
&= \frac{1}{M_{\mathcal{X}}} \cdot \sum_{k=1}^K \sum_{t \geq 1} \rho^t \cdot |B^t \cap P_k^*| \cdot \|\overline{B^t \cap P_k^*} - \mathbf{c}_{k'}\|^2 + const
\end{aligned}$$

Note that the first term is independent of  $\mathbf{c}_{k'}$ , so it is constant. Now we can develop the remaining term:

$$\begin{aligned}
&\frac{1}{M_{\mathcal{X}}} \cdot \sum_{k=1}^K \sum_{t \geq 1} \rho^t \cdot |B^t \cap P_k^*| \cdot \|\overline{B^t \cap P_k^*} - \mathbf{c}_{k'}\|^2 + const = \\
&= \frac{1}{M_{\mathcal{X}}} \cdot \sum_{k=1}^K \sum_{t \geq 1} \rho^t \cdot |B^t \cap P_k^*| \cdot (\|\overline{B^t \cap P_k^*}\|^2 - \\
&- 2 \cdot \overline{B^t \cap P_k^*} \cdot \mathbf{c}_{k'} + \|\mathbf{c}_{k'}\|^2) + const \quad (21)
\end{aligned}$$

<sup>3</sup>Knowing that this equation is true, it is quite straight forward to prove that it is also true for a weighted version.

from (20)  $\sum_{t \geq 1} \rho^t \cdot |B^t \cap P_k^0| \cdot \overline{B^t \cap P_k^*} = \sum_{t \geq 1} \rho^t \cdot |B^t \cap P_k^*| \cdot \mathbf{c}_k^*$  holds, hence:

$$\begin{aligned}
&\frac{1}{M_{\mathcal{X}}} \cdot \sum_{k=1}^K \sum_{t \geq 1} \rho^t \cdot |B^t \cap P_k^*| \cdot (\|\mathbf{c}_{k'}\|^2 - 2 \cdot \mathbf{c}_k^* \cdot \mathbf{c}_{k'} + \\
&+ \|\mathbf{c}_k^*\|^2 - \|\mathbf{c}_k^*\|^2 + \|\overline{B^t \cap P_k^*}\|^2) + const = \\
&= \frac{1}{M_{\mathcal{X}}} \cdot \sum_{k=1}^K \sum_{t \geq 1} \rho^t \cdot |B^t \cap P_k^*| \cdot (\|\mathbf{c}_{k'} - \mathbf{c}_k^*\|^2 + \\
&+ \|\overline{B^t \cap P_k^*}\|^2 - \|\mathbf{c}_k^*\|^2) + const = \\
&= \frac{1}{M_{\mathcal{X}}} \cdot \sum_{k=1}^K \sum_{t \geq 1} \rho^t \cdot |B^t \cap P_k^*| \cdot \|\mathbf{c}_{k'} - \mathbf{c}_k^*\|^2 + const
\end{aligned}$$

In the last step we use the fact that  $\|\overline{B^t \cap P_k^*}\|^2 - \|\mathbf{c}_k^*\|^2$  is independent of the centroids  $\mathbf{c}_{k'}$ , therefore it is constant. The same reasoning can be applied for the second term in (19), but considering  $\mathbf{c}_k^0 = \overline{B^0 \cap P_k^0}$ . Finally, combining both results we obtain our desired formula:

$$\begin{aligned}
E_0^\rho(C) &\leq \frac{1}{M_{\mathcal{X}}} \sum_{k=1}^K \left[ \left( \sum_{t \geq 1} \rho^t \cdot |B^t \cap P_k^*| \right) \cdot \|\mathbf{c}_{k'} - \mathbf{c}_k^*\|^2 + \right. \\
&+ |B^0 \cap P_k^0| \|\mathbf{c}_{k''} - \mathbf{c}_k^0\|^2 \left. \right] + const; \quad (22)
\end{aligned}$$

which concludes the proof.  $\square$

Here we have proved that the surrogate error is upper-bounded by a weighted  $K$ -means error over the set of previous and new centroids  $\{\mathbf{c}_k^*, \mathbf{c}_k^0\}$ , plus a constant. The key component in this proof is the identity  $\sum_{x \in X} \|\mathbf{x} - \mathbf{c}\|^2 = \sum_{x \in X} \|\mathbf{x} - \overline{X}\|^2 + |X| \|\overline{X} - \mathbf{c}\|^2$ , since we are able to remove the dependence of the error over the data points  $\mathbf{x}$  in this manner. If there are no reassignments, the inequality (19) turns into equality, and the error function does not depend on the data points explicitly. However, this is a strong assumption we make, which may not be true generally, because some data points may lie near cluster boundaries.

*Proof of Theorem 3.* First we take derivative of  $f^\rho(\mathcal{X}, C)$  with respect to each centroid  $\mathbf{c}_k$ , and we equal it to 0:

$$\nabla_{\mathbf{c}_k} f^\rho(C) = \frac{2}{M_{\mathcal{X}}} [w_k^* \cdot (\mathbf{c}_k - \mathbf{c}_k^*) + w_{\sigma(k)}^0 \cdot (\mathbf{c}_k - \mathbf{c}_{\sigma(k)}^0)] = 0$$

It is easy to prove from this equation that the set of centroids which minimizes (8) has the form:

$$\mathbf{c}_k = \frac{1}{w_k^* + w_{\sigma(k)}^0} (w_k^* \cdot \mathbf{c}_k^* + w_{\sigma(k)}^0 \cdot \mathbf{c}_{\sigma(k)}^0) \quad (23)$$

Moreover, it is guaranteed to be always a minimum, since the associated Hessian matrix is positive definite.

$$\nabla_{\mathbf{c}_k; \mathbf{c}_m}^2 f^\rho(C) = \frac{2}{M_{\mathcal{X}}} \cdot (w_k^* + w_{\sigma(k)}^0) \cdot \delta_{k,m} \geq 0$$

Hence, the centroids  $\mathbf{c}_k$  of the form 23 minimize  $f^\rho(\mathcal{X}, C)$ , which concludes the proof.  $\square$

## REFERENCES

- [1] A. K. Jain, M. N. Murty, and P. J. Flynn, "Data clustering: a review," *ACM computing surveys (CSUR)*, vol. 31, no. 3, pp. 264–323, 1999.
- [2] A. K. Jain, "Data clustering: 50 years beyond K-means," *Pattern Recognition Letters*, vol. 31, no. 8, pp. 651–666, 2010.
- [3] X. Wu, V. Kumar, J. R. Quinlan, J. Ghosh, Q. Yang, H. Motoda, G. J. McLachlan, A. Ng, B. Liu, and S. Y. Philip, "Top 10 algorithms in data mining," *Knowledge and information systems*, vol. 14, no. 1, pp. 1–37, 2008.
- [4] D. Pelleg, A. W. Moore, *et al.*, "X-means: Extending K-means with efficient estimation of the number of clusters.," in *Icml*, vol. 1, pp. 727–734, 2000.
- [5] G. Hamerly and C. Elkan, "Learning the K in K-means," *Advances in neural information processing systems*, vol. 16, pp. 281–288, 2004.
- [6] J. Hämmäläinen, S. Jauhiainen, and T. Kärkkäinen, "Comparison of internal clustering validation indices for prototype-based clustering," *Algorithms*, vol. 10, no. 3, p. 105, 2017.
- [7] C. Yuan and H. Yang, "Research on K-value selection method of K-means clustering algorithm," *J—Multidisciplinary Scientific Journal*, vol. 2, no. 2, pp. 226–235, 2019.
- [8] O. Bachem, M. Lucic, S. H. Hassani, and A. Krause, "Approximate K-means in sublinear time," in *Thirtieth AAAI Conference on Artificial Intelligence*, 2016.
- [9] M. Capo, A. Perez, and J. A. A. Lozano, "An efficient Split-Merge restart for the K-means algorithm," *IEEE Transactions on Knowledge and Data Engineering*, 2020.
- [10] A. David, "K-means : The Advantages of Careful Seeding," in *18th annual ACM-SIAM symposium on Discrete algorithms (SODA)*, New Orleans, Louisiana, pp. 1027–1035, 2007.
- [11] K. Makarychev, A. Reddy, and L. Shan, "Improved guarantees for K-means++ and K-means++ parallel," *Advances in Neural Information Processing Systems*, vol. 33, 2020.
- [12] A. Vattani, "K-means requires exponentially many iterations even in the plane," *Discrete and Computational Geometry*, vol. 45, no. 4, pp. 596–616, 2011.
- [13] S. Lloyd, "Least squares quantization in PCM," *IEEE transactions on information theory*, vol. 28, no. 2, pp. 129–137, 1982.
- [14] M. E. Celebi, H. A. Kingravi, and P. A. Vela, "A comparative study of efficient initialization methods for the K-means clustering algorithm," *Expert Systems with Applications*, vol. 40, no. 1, pp. 200–210, 2013.
- [15] P. Fränti and S. Sieranoja, "How much can K-means be improved by using better initialization and repeats?," *Pattern Recognition*, vol. 93, pp. 95–112, 2019.
- [16] D. Steinley and M. J. Brusco, "Initializing K-means batch clustering: A critical evaluation of several techniques," *Journal of Classification*, vol. 24, no. 1, pp. 99–121, 2007.
- [17] E. W. Forgy, "Cluster analysis of multivariate data: efficiency versus interpretability of classifications," *Biometrics*, vol. 21, pp. 768–769, 1965.
- [18] J. Gama, I. Žliobaitė, A. Bifet, M. Pechenizkiy, and A. Bouchachia, "A survey on concept drift adaptation," *ACM computing surveys (CSUR)*, vol. 46, no. 4, pp. 1–37, 2014.
- [19] W. Hoeffding, *Probability inequalities for sums of bounded random variables*, pp. 409–426. The Collected Works of Wassily Hoeffding, Springer, 1994.
- [20] H. W. Kuhn, "The hungarian method for the assignment problem," *Naval research logistics quarterly*, vol. 2, no. 1-2, pp. 83–97, 1955.
- [21] A. Asuncion and D. Newman, "UCI machine learning repository," 2007.
- [22] D. Dua and C. Graff, "UCI Machine Learning Repository," 2017.
- [23] R. J. Lyon, B. W. Stappers, S. Cooper, J. M. Brooke, and J. D. Knowles, "Fifty years of pulsar candidate selection: from simple filters to a new principled real-time classification approach," *Monthly Notices of the Royal Astronomical Society*, vol. 459, no. 1, pp. 1104–1123, 2016.
- [24] P. Baldi, P. Sadowski, and D. Whiteson, "Searching for exotic particles in high-energy physics with deep learning," *Nature communications*, vol. 5, no. 1, pp. 1–9, 2014.
- [25] J. Burgués and S. Marco, "Multivariate estimation of the limit of detection by orthogonal partial least squares in temperature-modulated MOX sensors," *Analytica Chimica Acta*, vol. 1019, pp. 49–64, 2018.
- [26] J. Burgués, J. M. Jiménez-Soto, and S. Marco, "Estimation of the limit of detection in semiconductor gas sensors through linearized calibration models," *Analytica Chimica Acta*, vol. 1013, pp. 13–25, 2018.
- [27] J. G. Colonna, M. Cristo, M. S. Júnior, and E. F. Nakamura, "An incremental technique for real-time bioacoustic signal segmentation," *Expert Systems with Applications*, vol. 42, no. 21, pp. 7367–7374, 2015.
- [28] S. Renjith, A. Sreekumar, and M. Jathavedan, "Evaluation of partitioning clustering algorithms for processing social media data in tourism domain," in *2018 IEEE Recent Advances in Intelligent Computational Systems (RAICS)*, pp. 127–131, IEEE, 2018.
- [29] R. C. Madeo, C. A. Lima, and S. M. Peres, "Gesture unit segmentation using support vector machines: segmenting gestures from rest positions," in *Proceedings of the 28th Annual ACM Symposium on Applied Computing*, pp. 46–52, 2013.
- [30] R. G. Andrzejak, K. Lehnertz, F. Mormann, C. Rieke, P. David, and C. E. Elger, "Indications of nonlinear deterministic and finite-dimensional structures in time series of brain electrical activity: Dependence on recording region and brain state," *Physical Review E*, vol. 64, no. 6, p. 061907, 2001.
- [31] M. Capo, A. Perez, and J. A. Lozano, "An efficient approximation to the K-means clustering for massive data," *Knowledge-Based Systems*, vol. 117, pp. 56–69, FEB 2017.