



# How to Deploy Intelligent Reflecting Surfaces in Wireless Network: BS-side, User-side, or Both Sides?

Changsheng You, Beixiong Zheng, and Rui Zhang

**Abstract**—The performance of wireless communication systems is fundamentally constrained by the random and uncontrollable wireless channel. By leveraging the recent advance in digitally-controlled metasurface, intelligent reflecting surface (IRS) has emerged as a promising solution to enhance the wireless network performance by smartly reconfiguring the radio propagation environment. Despite the substantial research on IRS-aided communications, this article addresses the important issue of how to deploy IRSs in a wireless network to achieve its optimum performance. We first compare the two conventional strategies of deploying IRS at the side of base station or distributed users in terms of various communication performance metrics, and then propose a new hybrid IRS deployment strategy by combining their complementary advantages. Moreover, the main challenges in optimizing IRS deployment as well as their promising solutions are discussed. A case study is also presented to compare the performance of different IRS deployment strategies and draw useful insights for practical design.

## INTRODUCTION

While the fifth-generation (5G) wireless network is under deployment globally, researchers have been enthusiastically fostering the future sixth-generation (6G) wireless network that targets at supporting new and promising Internet-of-everything (IoE) applications ranging from extended reality, automated system, to tactile Internet. These applications impose more stringent performance requirements than 5G, such as ultra-high data rate, global coverage and connectivity, and extremely high reliability and low latency, which may not be fully achieved by existing technologies for 5G.

To meet the future demands of 6G, an innovative concept of *smart radio environment* has been recently proposed [1]. Specifically, the radio propagation environment, traditionally deemed to be random and largely uncontrollable, can be dynamically reconfigured to enhance the wireless communication performance, by leveraging the digitally-controlled passive metasurface [1]. This promising application of metasurface to wireless communications has rapidly spurred intensive research into the new technology of *intelligent reflecting surface* (IRS) [2] or its various equivalents named including reconfigurable intelligent surface (RIS) [3] and others [4], [5]. The current research on IRS/RIS can be roughly classified into two main categories, namely, hardware design and system modeling [6], and communication design and performance study [7]. Specifically, IRS can be utilized

to realize a variety of key functions in wireless communication systems by dynamically controlling the amplitude and/or phase of its reflected signals, such as creating the line-of-sight (LoS) link, improving the channel rank condition, enhancing desired signal power and/or suppressing co-channel interference by passive beamforming, reshaping the channel realization and/or statistical distribution, and so on. These appealing functions of IRS have motivated substantial studies on applying it to significantly boost the wireless system performance in various scenarios, such as multi-antenna/multi-carrier communications, multi-user non-orthogonal multiple access (NOMA), physical-layer security, wireless power transfer (WPT), etc [7].

In existing works on IRS, it is usually deployed at the side of distributed users in the network to help enhance the communication performance with their aided base stations (BSs), as illustrated in the upper part of Fig. 1. In practice, this *user-side IRS deployment* is preferred at designated locations/places such as hotspot, cell edge, and moving vehicle for enhancing the local coverage. It is worth noting that this deployment strategy is fundamentally due to the passive signal reflection of IRS for minimizing its severe product-distance path-loss over the two links with its associated remote BS and local user, respectively [7]. Thus, this deployment is drastically different from that for the conventional active relay which can amplify the signal from the source before forwarding it to the destination, and hence is usually placed in the middle of them to achieve the best performance. Alternatively, the other IRS deployment strategy that is also able to minimize the product-distance path-loss is the *BS-side IRS deployment*, shown in the middle part of Fig. 1. Note that this IRS deployment resembles that for the conventional reflect-array [7] in e.g., satellite communications; while they generally differ in distance with the source (near- versus far-field) as well as main function (low-cost beamforming versus smart channel reconfiguration). In the following, we compare the user- versus BS-side IRS deployment strategies in terms of their key metrics including network coverage, reconfigured channel condition, passive beamforming performance, and signaling overhead.

- 1) **Network coverage:** As user-side IRSs serve users in their vicinities only, they are unable to assist users at other locations in the network, especially when the user distributions are unpredictable and vary dynamically. In contrast, the BS-side IRS has the potential to reconfigure channels of all users in the network and thus generally

Table I: Comparison of three IRS deployment strategies.

IRS deployment strategy	Network coverage	Reconfigured channel LoS availability	Passive beamforming gain per user	Signaling overhead	Double-reflection link
User-side deployment	Relatively small	High	Relatively small	High	No
BS-side deployment	Large	Relatively low	Large	Very low	No
Hybrid deployment	Very large	Very high	Very large	High	Yes

offers a larger network coverage than user-side IRSs. It is worth noting that for IRSs coated on objects such as walls and facades of building, they can serve users in *half of the space* only (see Fig. 1), for both user-/BS-side IRS deployment strategies.

- 2) **Reconfigured channel condition:** One key function of IRS is to bypass environment obstacles for creating LoS BS-user links via IRS smart reflection. To achieve this, IRS can be properly deployed at the user (or BS) side to establish LoS links with its nearby users (or BS) with high probability owing to their short distances. Besides, the user-side IRS has an additional advantage that, with proper placement, it may also possess an LoS(-dominant) link with the BS very likely; whereas it is generally difficult for a single BS-side IRS to enjoy LoS links with all users in the network due to their random locations. Generally speaking, using BS-side or user-side IRSs alone may not be able to guarantee achieving obstacle-free links between the BS and all users in the network, as shown in Fig. 1.
- 3) **Passive beamforming performance:** The BS-side IRS in general outperforms its user-side counterparts given the same total number of reflecting elements in terms of the maximum passive beamforming gain achievable for each user. This is because each user can be served by all reflecting elements at the BS-side IRS, while it obtains a smaller passive beamforming gain from its nearby user-side IRS with only a portion of the reflecting elements. Moreover, the passive beamforming at the BS-side IRS can be more flexibly adjusted according to all users' channels and different quality-of-service (QoS) requirements as compared to user-side IRSs that can only cater to their locally served users.
- 4) **Signaling overhead:** As IRS reflection design in general requires information exchange between IRS (controller) and its associated BS, the BS-side IRS requires significantly lower signaling overhead as compared to user-side IRSs, thanks to its much shorter distance with the BS as well as without the need of coordination among multiple distributed IRSs.

Motivated by the above, we further propose a more general *hybrid IRS deployment* strategy by combining the complementary advantages of the BS- and user-side IRSs with more flexibility to trade-off between them, as shown in the lower part of Fig. 1. Moreover, besides the IRS single-reflection (i.e., BS-IRS-user) links in the user-/BS-side deployment cases, the proposed hybrid IRS deployment leads to the additional inter-IRS reflection link between the BS-side IRS

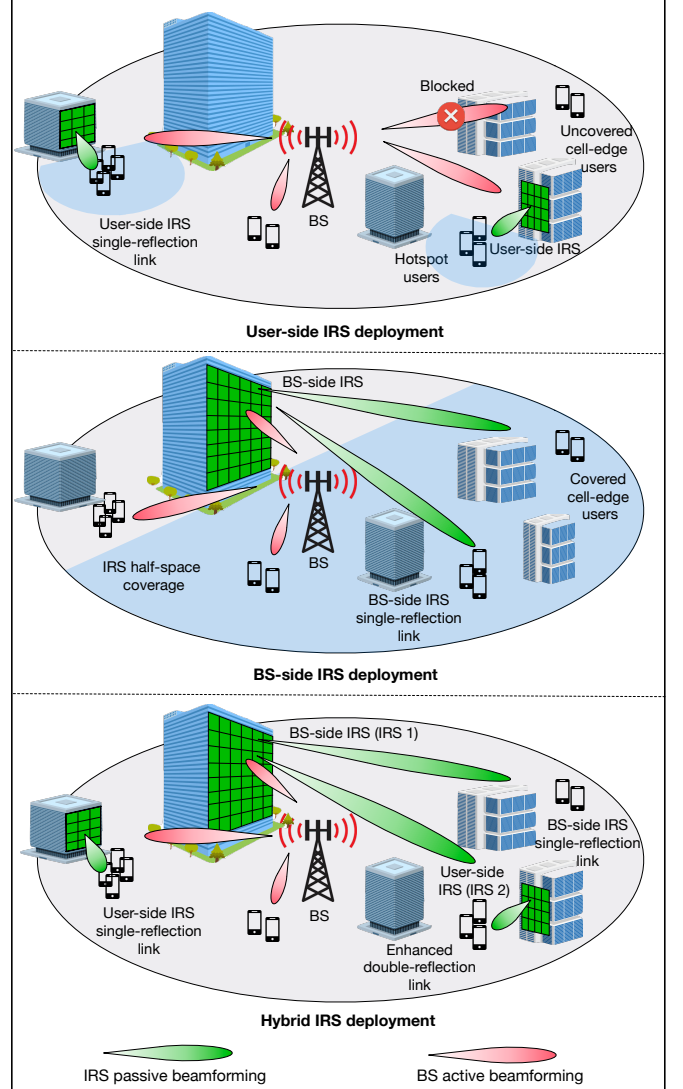


Figure 1: Illustration of different IRS deployment strategies.

and each of the user-side IRSs (e.g., see the BS-IRS 1-IRS 2-user link shown in Fig. 1). The *double-reflection* links can be exploited to create more available LoS paths between the BS and its served users, especially when both the direct and single-reflection links between them are severely blocked. More interesting, it has been shown in [8] that under the LoS channel setup, the double-reflection link can achieve a much higher asymptotic passive beamforming gain as compared to the single-reflection link given the same total number of reflecting elements, denoted by  $N$ , as  $N$  becomes sufficiently

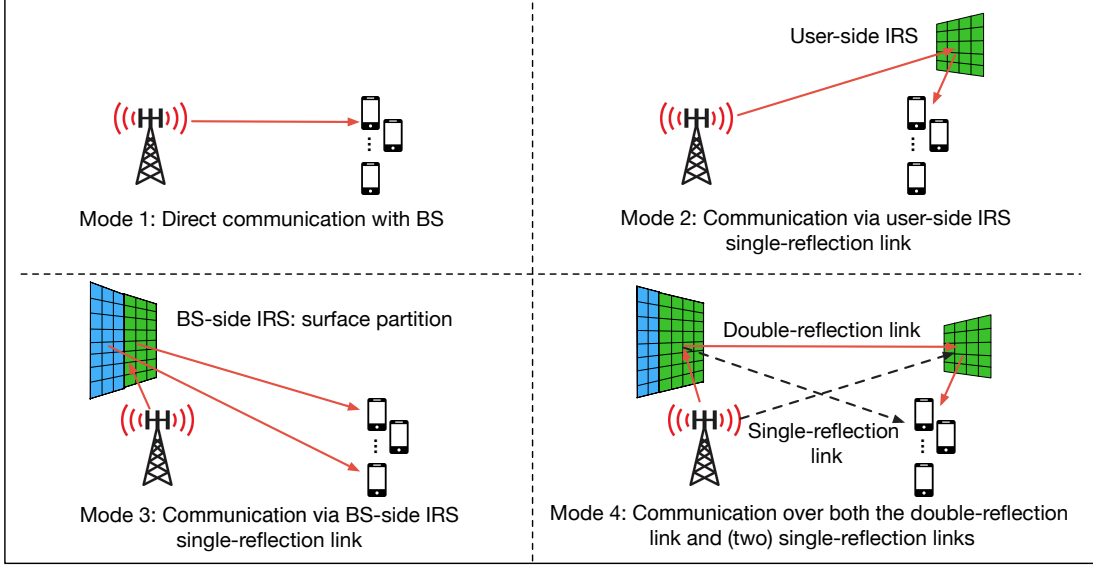


Figure 2: Illustration of different communication modes in an IRS-aided system.

large (i.e., in the order of  $\mathcal{O}(N^4)$  versus  $\mathcal{O}(N^2)$ ), despite the fact that the former suffers more path-loss than the latter due to the double (versus single) signal reflection.

Although the hybrid IRS deployment potentially offers better flexibility and hence superior performance as compared to the user-/BS-side IRS deployment alone, it also incurs higher complexity in design and implementation, explained as follows. First, how to optimally assign the reflecting elements at the BS-side IRS to serve users directly (i.e., via the BS-side single-reflection links only) or with some of the user-side IRSs cooperatively (i.e., via the double-reflection links over them) is an important but difficult problem to solve. This problem is further complicated with the joint design of the BS's active beamforming and all IRSs' passive beamforming. Second, how to efficiently acquire the necessary channel state information (CSI) for the above-mentioned IRS association and joint active/passive beamforming design is more practically challenging than the case with user-/BS-side IRSs only, due to the presence of both the single- and double-reflection links and their intricate coupling. Third, both the BS- and user-side IRSs need to be properly placed in the network, and the reflecting elements allocation among them should be optimized for maximally enhancing the network performance, which is also a hard problem to solve in practice. In Table I, we summarize the comparison of the three IRS deployment strategies in various main aspects.

#### DESIGN CHALLENGES AND PROMISING SOLUTIONS

In this section, we present the main challenges in designing the hybrid IRS deployment, including the IRS-user association and mode selection, CSI acquisition and beamforming optimization, as well as IRS placement and elements allocation. Promising approaches are also proposed to solve them.

#### IRS-USER ASSOCIATION AND MODE SELECTION

Under the hybrid IRS deployment, the foremost challenge in optimizing the wireless network performance is the design of IRS-user association. Compared to the user-/BS-side IRS deployment, IRS-user association under the hybrid IRS deployment is more involved since each of the users may be associated with no IRS, the BS-side IRS only, some user-side IRS only, or both the BS- and user-side IRSs, depending on its communication mode, which can be direct communication with the BS only, communication with the BS over the user-/BS-side IRS single-reflection link only, or over both the (two) single-reflection and (one) double-reflection links together, as illustrated in Fig. 2. Generally speaking, the design of IRS-user association and (user) mode selection (IA-MS) needs to take into account various practical factors such as users' QoS requirements, channel conditions, co-channel interference levels, and locations in the network. Besides, the IA-MS design is also coupled with the active beamforming design at the BS and other communication resources (e.g., power, bandwidth) allocation, users' multiple access scheme and transmission scheduling, as well as the reflection coefficients at all IRSs in the network. Moreover, as the users move within the same cell, their associated BS may be unchanged, while their associated IRSs and communication modes usually need to be adaptively adjusted, especially for high-mobility users without any user-side IRS attached.

However, the optimal IA-MS design is practically challenging and may be even impossible since 1) it requires the full CSI of all involved communication links in the network which is difficult to obtain in practice; and 2) it is intricately coupled with the active/passive beamforming design and hence cannot be solved alone, even with perfect

CSI. To tackle the above difficulties, a practically appealing approach is to leverage the *statistical CSI* for designing the IA-MS based on a practical *surface-partition* scheme. Specifically, for the BS-side IRS, the statistical CSI (e.g., the deterministic large-scale fading channel components and fading channel spatial correlation matrix) of its links with the associated BS and other user-side IRSs (as well as their locally served users due to close proximity) can be first obtained (by e.g., equipping the IRS with low-cost sensors [7]). Moreover, the BS-side IRS can be partitioned into multiple subsurfaces, which consist of equal or unequal number of reflecting elements (see Modes 3 and 4 in Fig. 2). As such, instead of associating users to the entire BS-side IRS with/without any helping user-side IRSs at the same time, a low-complexity scheme is to assign each subsurface to one user only at each time, based on the statistical CSI, users' QoS requirements, and their estimated link signal-to-noise ratios (SNRs) with/without a helping user-side IRS. While the surface-partition scheme also applies to each of the user-side IRSs, its surface size is practically much smaller than that of the BS-side IRS, thus rendering its channels with locally served users more likely to be spatially correlated. Therefore, instead of applying the surface-partition scheme, an efficient IRS-user association method for the user-side IRS is to leverage its time-varying reflections to serve its locally associated users via time-division multiple access (TDMA). Accordingly, the SNRs of these users can be estimated and then fed back to the BS for facilitating the design of BS-side IRS association as well as determining whether there is a need for each user to be associated with its nearest user-side IRS, if any.

It is worth noting that although the proposed IA-MS design based on statistical CSI and surface partition is suboptimal in general, it significantly reduces the design complexity and also helps simplify the subsequent CSI acquisition and beamforming design (as will be detailed in the next subsection). Moreover, the proposed IA-MS design can be conveniently adjusted over time for different users by simply re-assigning each IRS subsurface to a different user, without affecting other subsurfaces and their user associations. Despite the above advantages, the proposed IA-MS design also faces several new challenges. First, given user locations, how to solve the IRS-user association problem based on statistical CSI is practically challenging. In [9], this problem was studied for the case with user-side IRSs only, while how to extend this work to the general case with both BS- and user-side IRSs remains unknown, which is a challenging problem since more IRSs, more complex channels (with both single- and double-reflection links), as well as more user communication modes are involved. Besides, the performance loss of the suboptimal surface-partition approach needs to be characterized as compared to the optimal IRS-user associations without surface partition. Moreover, the IA-MS design based on statistical CSI can be further improved/refined based on the users' actual SNRs with the active/passive beamforming

and other communication resources allocation implemented. However, how to devise an efficient on-line algorithm to achieve this goal is still open.

#### CSI ACQUISITION AND BEAMFORMING OPTIMIZATION

With the proposed IA-MS design, all users' IRS associations and communication modes are determined. Then, efficient CSI acquisition and joint active/passive beamforming designs can be implemented for optimizing the users' QoS performance, which can be roughly classified into two categories, namely, *channel-estimation based* and *beam-training based* methods.

The channel-estimation based method needs to firstly estimate the CSI of all involved links and then design the joint active/passive beamforming based on estimated CSI. For IRS channel estimation under the user-side IRS deployment, there are two main approaches in the existing literature based on different IRS configurations, depending on whether sensing devices are integrated into IRS or not. First, for semi-passive IRS mounted with sensing devices for receiving signals, the channels from the BS/users to IRS can be constructed from those to sensors by using e.g., data interpolation techniques [7]. However, this method only works for time-division duplexing (TDD) systems based on channel reciprocity, while it is infeasible for frequency-division duplexing (FDD) systems since the CSI of the links from IRS to the BS/users cannot be obtained with sensing devices/receivers only. Second, for (fully) passive IRS without sensing devices integrated, a viable channel estimation approach is by estimating the cascaded BS-IRS-user reflection channel at the BS/users based on uplink/downlink pilot signals, respectively, while the IRS should dynamically tune its training reflection over time to facilitate the cascaded channel estimation [7]. However, when extending this method to the general case with the hybrid IRS deployment, a new challenge arises due to the double-reflection link since its cascaded CSI is more difficult to estimate than that of the user-/BS-side IRS single-reflection links. This is because not only more channel coefficients are involved in the double-reflection link, but also the double-reflection link is intricately coupled with the two single-reflection links (see Mode 4 in Fig. 2). To address this problem, efficient channel estimation schemes have been recently proposed in [10] and [11] to estimate the double-reflection channel for the single-user case, and both single- and double-reflection channels for a cluster of users, respectively. However, how to generalize the results in the above works to the case with arbitrary user channels and locations under the hybrid IRS deployment still needs further investigation. Based on the estimated CSI, the active beamforming at the BS and passive beamforming at all IRSs can be jointly designed [12]. However, how to devise robust beamforming against CSI estimation errors under the general hybrid IRS deployment is still an unsolved problem in the literature.

Alternatively, the beam-training based method does not require the CSI explicitly. Instead, it is a codebook-based

beamforming method that directly searches for the best beam in the spatial domain that yields the optimum performance, which is thus of lower complexity and more scalable with the increasing number of IRS reflecting elements in the network as compared to the channel-estimation based methods. While an efficient IRS beam training scheme has been recently proposed in [13] that is applicable to systems under the user-/BS-side IRS deployment, its extension to the hybrid IRS deployment is still open, which is more challenging due to the additional inter-IRS channels and thus may call for new hierarchical beam training designs. In practice, the beam training method can be used to generate proper fingerprinting database, with which machine learning techniques can be leveraged to predict the mapping between a user's position and its corresponding optimal beamforming. More research along this direction is needed for further exploration.

#### IRS PLACEMENT AND ELEMENTS ALLOCATION

While IRS deployment is assumed to be fixed in the preceding subsections, we consider in this subsection the design of IRS deployment, including the IRSs' placement and their reflecting elements' allocation.

First, for each user-/BS-side IRS, there are generally two placement strategies, namely, the *centralized placement* where all its reflecting elements are placed on one single surface, versus the *distributed placement* where the available reflecting elements form multiple smaller-size sub-IRSs that are placed at different locations around the BS/users. Compared with centralized IRS placement, distributed IRS placement in general achieves better channel conditions, e.g., increasing the LoS probabilities of the IRS-user and/or the BS-IRS links, and improving their channel ranks by exploiting the spatial path diversity. However, distributed IRS placement generally requires higher signaling overhead and hardware cost due to more IRS controllers that need to be installed, each for one sub-IRS. A thorough performance comparison of the above two placement strategies under the general hybrid IRS deployment is still lacking in the literature, which thus calls for future studies.

Next, under the hybrid IRS deployment with centralized/distributed IRS placement, a unique design challenge lies in how to optimally allocate the available reflecting elements between the BS- and user-side IRSs for optimizing the network performance given a fixed budget on their total amount. To draw useful insights into this elements allocation problem, we first consider two simplified system setups. First, for a multi-user system where all reflecting elements are assumed to be deployed near either the BS or distributed users, it has been shown in [14] that the BS-side IRS deployment yields superior rate performance to the user-side deployment under a "twin" channel setup (i.e., symmetric channel realizations for fair comparison). Second, for a single-user system, it was revealed in [12] that, the available reflecting elements should be splitted to form two comparable-size IRSs, each deployed near the BS and the user, respectively,

for reaping the double-reflection multiplicative beamforming gain. The above two results indicate that for rate maximization under the hybrid IRS deployment, the available reflecting elements should be properly allocated to both the BS- and user-side IRSs, while how to solve this general IRS elements allocation problem is still open. Moreover, for large-scale network with massive randomly distributed users, the information-theoretical approach adopted in [12] and [14] for optimizing IRS elements allocation might be computationally formidable. As such, new mathematical tools such as stochastic geometry and machine learning may need to be invoked to facilitate the network-level analysis and efficient elements allocation. The study on IRS placement and elements allocation is still at an initial stage and thus deserves more research efforts in the future.

#### A CASE STUDY

A case study is provided in this section to demonstrate the effectiveness of the proposed hybrid IRS deployment. We consider a typical IRS-aided single-cell system under the general hybrid IRS deployment as shown in Fig. 3, where one BS-side IRS (denoted as IRS 1) of  $N_1$  reflecting elements and two user-side IRSs (denoted as IRS 2 and 3) of  $N_2$  and  $N_3$  reflecting elements, respectively, are deployed to assist in the uplink transmission from three single-antenna users to a 40-antenna BS. Note that the considered hybrid IRS deployment reduces to the user-side and BS-side deployment, respectively, when  $N_1 = 0$  and  $N_2 = N_3 = 0$ . As for IRS coverage, the BS-side IRS 1 can serve the cell-edge users 1 and 2 in its serving half-space, while user 3 is outside its serving coverage. On the other hand, user-side IRSs 2 and 3 can serve users 2 and 3, respectively, in their local coverage. Moreover, we assume that the links between the BS/users and their nearby serving IRSs follow the LoS channel model with path-loss exponent of 2.2; the links between the BS/users and their far-apart IRSs are modeled by the LoS-dominant Rician fading channel with Rician factor of 5 dB and path-loss exponent of 2.5; and the direct BS-user links follow the Rayleigh fading channel model with path-loss exponent of 3. All the users are assumed to have equal transmit power of 5 dBm and the noise power at the BS receiver is  $-75$  dBm.

Let  $N = 400$  denote the budget on the total number of reflecting elements for all IRSs, i.e.,  $N_1 + N_2 + N_3 = 400$ . We consider the following elements allocation for the three IRS deployment strategies under the considered system setup: 1)  $N_2 = N_3 = N/2 = 200$  for the user-side IRS deployment (only); 2)  $N_1 = 400$  for the BS-side IRS deployment (only); and 3)  $N_1 = 300$  and  $N_2 = N_3 = 50$  for the hybrid IRS deployment. Moreover, for the BS-side IRS, we apply the exhaustive search to find its optimal surface partition. In addition, the multi-antenna BS applies the maximal-ratio combining (MRC) receive beamforming to the received signal from each user.

In Fig. 4, we compare the minimum achievable rate (min-rate) in bits per second per Hertz (bps/Hz) among the three

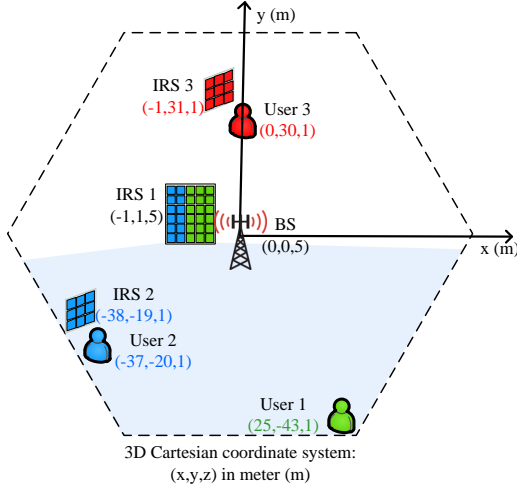


Figure 3: System setup for the case study (top view).

users under the three IRS deployment strategies. First, it is observed that under the user-side IRS deployment, user 1 achieves significantly lower rate than users 2 and 3, thus becoming the min-rate performance bottleneck in the system. This is expected since the cell-edge user 1 is outside the local coverage of any user-side IRS and thus served by the BS directly. Next, the BS-side IRS deployment strategy is observed to effectively enhance the achievable rate of user 1 without sacrificing much the rate performance of user 2, thanks to its great flexibility in the surface partition and passive beamforming. In this case, user 3 becomes the min-rate performance bottleneck since it is not in the serving half-space of the BS-side IRS (i.e., IRS 1) and thus cannot enjoy the passive beamforming gain. Third, it is observed that with proper reflecting elements allocation as well as efficient BS-side IRS surface partition, the hybrid IRS deployment strategy achieves a much higher min-rate than both the user- and BS-side IRS deployment strategies due to the following reasons. First, in the considered setup, all the users can be covered by at least one (BS-side or user-side) IRS under the hybrid IRS deployment, which demonstrates its more effectiveness in terms of network coverage. Second, user 2 has the potential to enjoy the higher-order passive beamforming gain from the double-reflection link (as compared to the single-reflection link), and hence more reflecting elements at the BS-side IRS can be assigned to associate with user 1 for improving its achievable rate over the single-reflection link only, thus more flexibly balancing their rates for improving the system min-rate.

## CONCLUSIONS

In this article, we provide an overview of the IRS deployment design in wireless networks from a communication perspective. We first compare the conventional BS- versus user-side IRS deployment strategies, and then introduce a new hybrid IRS deployment strategy by combining their

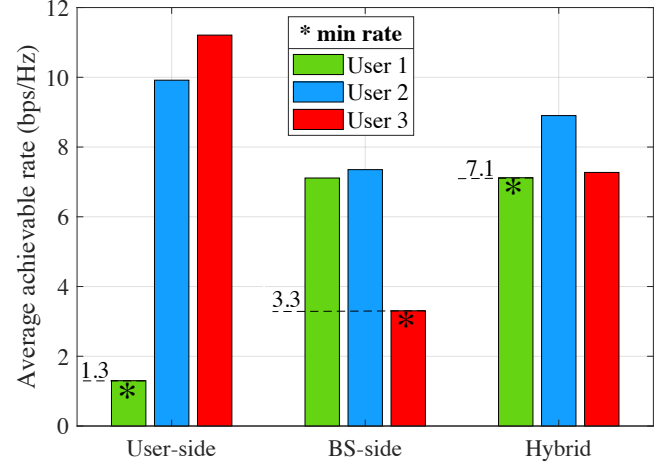


Figure 4: Achievable rates of the three typical users as well as their min-rate under different IRS deployment strategies.

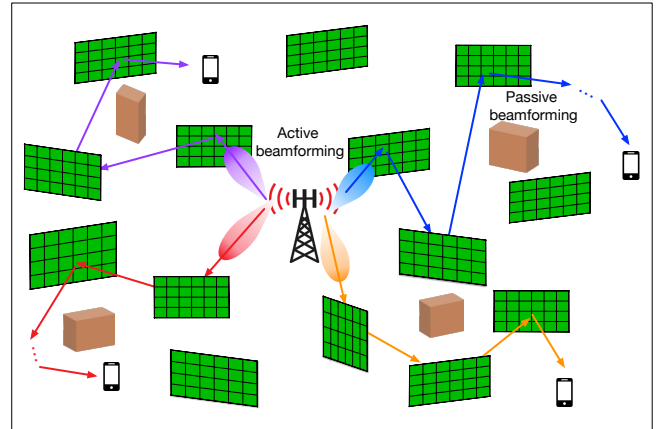


Figure 5: Multi-beam multi-hop routing in the multi-IRS aided multi-user communication system via joint active/passive beamforming.

complementary advantages. The main challenges for designing the IRS-aided wireless network under the general hybrid deployment are discussed, including the IRS-user association and mode selection, IRS channel acquisition and beamforming optimization, and IRS placement and elements allocation. Promising methods to tackle these challenges as well as directions for future investigation are provided. A practical case study is also presented to corroborate our discussions and show the performance gains of the hybrid IRS deployment as compared to its one-sided counterparts. In future work, it is also interesting to study the more general multi-IRS aided communication system with multi-hop (i.e., more than two hops) signal reflection. In this case, IRS beamforming needs to be jointly designed with data routing over multiple selected IRSs for serving each user [15], as illustrated in Fig. 5. More studies are needed to develop advanced techniques for designing the multi-IRS cooperative multi-beam multi-hop routing for multiple users with joint

active/passive beamforming optimization, so as to realize the full vision of smart radio environment in future wireless systems.

## REFERENCES

- [1] C. Liaskos *et al.*, “A new wireless communication paradigm through software-controlled metasurfaces,” *IEEE Commun. Mag.*, vol. 56, no. 9, pp. 162–169, Sep. 2018.
- [2] Q. Wu and R. Zhang, “Towards smart and reconfigurable environment: Intelligent reflecting surface aided wireless network,” *IEEE Commun. Mag.*, vol. 58, no. 1, pp. 106–112, Jan. 2020.
- [3] E. Basar *et al.*, “Wireless communications through reconfigurable intelligent surfaces,” *IEEE Access*, vol. 7, pp. 116 753–116 773, Aug. 2019.
- [4] M. Di Renzo *et al.*, “Smart radio environments empowered by reconfigurable AI meta-surfaces: An idea whose time has come,” *EURASIP J. Wireless Commun. Netw.*, vol. 2019:129, May 2019.
- [5] Y.-C. Liang *et al.*, “Large intelligent surface/antennas (LISA): Making reflective radios smart,” *J. Commun. Info. Netw.*, vol. 4, no. 2, pp. 40–50, Jun. 2019.
- [6] M. Di Renzo *et al.*, “Smart radio environments empowered by reconfigurable intelligent surfaces: How it works, state of research, and road ahead,” *IEEE J. Sel. Areas Commun.*, vol. 38, no. 11, pp. 2450–2525, Nov. 2020.
- [7] Q. Wu *et al.*, “Intelligent reflecting surface aided wireless communications: A tutorial,” *arXiv preprint arXiv:2007.02759*, accessed on Jul. 2020.
- [8] Y. Han *et al.*, “Cooperative double-IRS aided communication: Beamforming design and power scaling,” *IEEE Wireless Commun. Lett.*, vol. 9, no. 8, pp. 1206–1210, Aug. 2020.
- [9] W. Mei and R. Zhang, “Performance analysis and user association optimization for wireless network aided by multiple intelligent reflecting surfaces,” *arXiv preprint arXiv:2009.02551*, accessed on Sep. 2020.
- [10] C. You, B. Zheng, and R. Zhang, “Wireless communication via double IRS: Channel estimation and passive beamforming designs,” *IEEE Wireless Commun. Lett.*, doi: 10.1109/LWC.2020.3034388, Oct. 2020.
- [11] B. Zheng, C. You, and R. Zhang, “Efficient channel estimation for double-IRS aided multi-user MIMO system,” *arXiv preprint arXiv:2011.00738*, accessed on Oct. 2020.
- [12] —, “Double-IRS assisted multi-user MIMO: Cooperative passive beamforming design,” *arXiv preprint arXiv:2008.13701*, accessed on Aug. 2020.
- [13] C. You, B. Zheng, and R. Zhang, “Fast beam training for IRS-assisted multiuser communications,” *IEEE Wireless Commun. Lett.*, vol. 9, no. 11, pp. 1845–1849, Nov. 2020.
- [14] S. Zhang and R. Zhang, “Intelligent reflecting surface aided multi-user communication: Capacity region and deployment strategy,” *arXiv preprint arXiv:2009.02324*, accessed on Sep. 2020.
- [15] W. Mei and R. Zhang, “Cooperative beam routing for multi-IRS aided communication,” *IEEE Wireless Commun. Lett.*, doi: 10.1109/LWC.2020.3034370, Oct. 2020.

## BIOGRAPHIES

**Changsheng You** is a Research Fellow at the ECE Department of National University of Singapore.

**Beixiong Zheng** is a Research Fellow at the ECE Department of National University of Singapore.

**Rui Zhang** [F’17] received the Ph.D. degree from Stanford University and is now a Professor at the ECE Department of National University of Singapore.