

How to Deploy Intelligent Reflecting Surfaces in Wireless Network: BS-side, User-side, or Both Sides?

Changsheng You, Beixiong Zheng, Weidong Mei, and Rui Zhang

Abstract—The performance of wireless communication systems is fundamentally constrained by the random and uncontrollable wireless channel. By leveraging the recent advances in digitally-controlled metasurface, intelligent reflecting surface (IRS) has emerged as a promising solution to enhance the wireless network performance by smartly reconfiguring the radio propagation environment. Despite the substantial research on IRS-aided communications, this article addresses the important issue of how to deploy IRSs in a wireless network to achieve its optimum performance. We first compare the two conventional strategies of deploying IRS at the side of base station or users in terms of various communication performance metrics, and then propose a new *hybrid* IRS deployment strategy by combining their complementary advantages. Moreover, the main challenges in optimizing IRS deployment as well as their promising solutions are discussed. Numerical results are also presented to compare the performance of different IRS deployment strategies and draw useful insights for practical design.

Index Terms—Intelligent reflecting surface (IRS), IRS deployment, Double-IRS system, Cooperative beamforming, Channel estimation

I. INTRODUCTION

While the fifth-generation (5G) wireless network is under deployment globally, researchers have been enthusiastically fostering the future sixth-generation (6G) wireless network that targets at supporting new and promising Internet-of-everything (IoE) applications ranging from extended reality, automated system, to tactile Internet. These applications impose more stringent performance requirements than 5G, such as ultra-high data rate, global coverage and connectivity, and extremely high reliability and low latency, which may not be fully achieved by existing technologies for 5G.

To meet the future demands of 6G, an innovative concept of *smart radio environment* has been recently proposed [1], [2]. Specifically, the radio propagation environment, traditionally deemed to be random and largely uncontrollable, can be dynamically reconfigured to enhance the wireless communication performance, by leveraging the digitally-controlled passive metasurface [1], [2]. This promising application of metasurface to wireless communications has rapidly spurred intensive research into the new technology of *intelligent reflecting surface* (IRS) [2] or its various equivalents such as reconfigurable intelligent surface (RIS) [3]. The current

research on IRS/RIS can be roughly classified into two main categories, namely, hardware design and system modeling [4], and communication design and performance study [5]. Specifically, IRS can be utilized to realize a variety of key functions in wireless communication systems by dynamically controlling the amplitudes and/or phases of its reflected signals via its smart controller, such as creating (virtual) line-of-sight (LoS) links, improving the channel rank condition, enhancing desired signal power and/or suppressing co-channel interference by passive beamforming, reshaping the channel realization and/or statistical distribution, and so on [5], [6]. Moreover, IRS operates in full-duplex (FD) mode with passive reflection only and thus is free of amplification/processing noise as well as self-interference. These appealing functions of IRS have motivated substantial studies on applying it to boost the wireless system performance in various scenarios, such as multi-antenna/multi-carrier communications, multi-user non-orthogonal multiple access (NOMA), physical-layer security, mobile edge computing (MEC), etc [5], [7].

In the existing works on IRS, it is usually deployed at the side of distributed users in the network to help enhance the communication performance with their aided base stations (BSs), as illustrated in the upper part of Fig. 1 [8]. In practice, this *user-side IRS deployment* is preferred at designated locations/places such as hotspot, cell edge, and moving vehicle for enhancing the local coverage. It is worth noting that this deployment strategy is fundamentally due to the passive signal reflection of IRS for minimizing its severe product-distance path-loss over the two links with its associated remote BS and local user, respectively. Thus, this deployment is drastically different from that for the conventional active relay which can amplify the signal from the source before forwarding it to the destination, and hence is usually placed in the middle of them to achieve the best performance. Alternatively, the other IRS deployment strategy that is also able to minimize the product-distance path-loss is the *BS-side IRS deployment*, shown in the middle part of Fig. 1. Note that this IRS deployment resembles that for the conventional reflect-array in e.g., satellite communications; while they generally differ in distance with the source (far- versus near-field) as well as main function (smart channel reconfiguration versus low-cost beamforming). In the following, we compare the user-versus BS-side IRS deployment strategies in terms of their key metrics including network coverage, reconfigured channel condition, passive beamforming performance, and signaling overhead.

- 1) **Network coverage:** As user-side IRSs serve users in their vicinities only, they are unable to assist users at

arXiv:2012.03403v3 [cs.IT] 5 Apr 2022

C. You is with the Department of Electronic and Electrical Engineering, Southern University of Science and Technology (SUSTech), Shenzhen 518055, China (e-mail: youcs@sustech.edu.cn). He was with the Department of Electrical and Computer Engineering, National University of Singapore, Singapore 117583, Singapore. B. Zheng, W. Mei, and R. Zhang are with the Department of Electrical and Computer Engineering, National University of Singapore, Singapore 117583, Singapore (e-mail: elezbe, wmei, elezhang@nus.edu.sg).

other locations in the network, especially when the user distributions are unknown and random in the network. In contrast, the BS-side IRS has the potential to reconfigure channels for all users in the network, thus generally offering a larger network coverage than user-side IRSs. This is fundamentally due to the smaller path-loss in the BS-IRS link with the BS-side IRS deployment as well as the squared power scaling order of IRS that leads to a much higher passive beamforming gain at the (centralized) BS-side IRS than multiple smaller-size (distributed) user-side IRSs. Moreover, it is worth noting that for IRSs coated on objects such as walls and facades of buildings, they can serve users in *half of the space* only (see Fig. 1), for both user-/BS-side IRS deployment strategies.

- 2) **Reconfigured channel condition:** One key function of IRS is to bypass environmental obstacles for creating virtual LoS BS-user links via IRS smart reflection. To achieve this goal, IRS can be properly deployed at the user (or BS) side to establish LoS links with its nearby users (or BS) with high probability owing to their short distances. Besides, the user-side IRS has an additional advantage that, with proper placement, it is more likely to establish a virtual LoS(-dominant) link with the BS; whereas it is generally difficult for a single BS-side IRS to enjoy LoS links with all users in the network due to their random locations. Generally speaking, BS-side or user-side IRSs alone may not be able to guarantee achieving obstacle-free links between the BS and all users in the network, as shown in Fig. 1.
- 3) **Passive beamforming performance:** The BS-side IRS in general outperforms its user-side counterparts given the same budget on the total number of reflecting elements in terms of the maximum passive beamforming gain achievable for each user. This is because each user can be served by all reflecting elements at the BS-side IRS, while it obtains a smaller passive beamforming gain from its nearby user-side IRSs only since the signals reflected by other far-apart user-side IRSs are much weaker due to the higher path-loss [2]. Moreover, the passive beamforming at the BS-side IRS can be more flexibly adjusted according to all users' channels and different quality-of-service (QoS) requirements as compared to user-side IRSs that can only cater to their locally served users.
- 4) **IRS-BS signaling overhead:** The IRS reflection design in general requires information exchange between the IRS controller and its associated BS to tune IRS reflection coefficients. As compared to user-side IRSs, the BS-side IRS generally requires lower signaling overhead with the associated BS, thanks to its much shorter distance with the BS and hence higher signaling rate, as well as dispensing with the need of coordination among multiple distributed IRSs.

Motivated by the above, we further propose a more general *hybrid IRS deployment* strategy by combining the complementary advantages of the BS- and user-side IRSs with more flexibility to trade-off between them, as shown in the lower

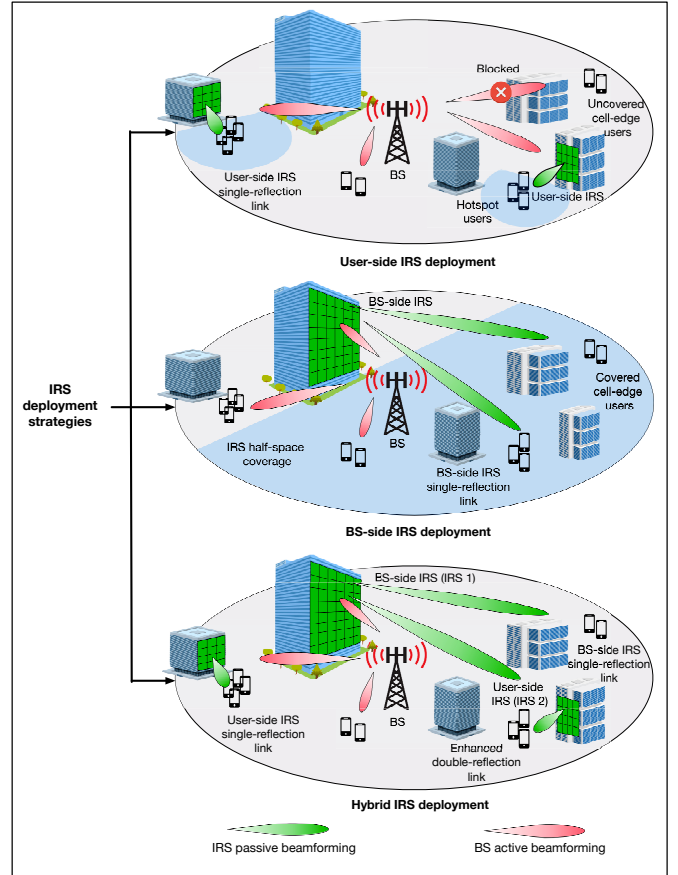


Figure 1: Illustration of different IRS deployment strategies.

part of Fig. 1. Moreover, besides the IRS single-reflection (i.e., BS-IRS-user) links in the user-/BS-side deployment cases, the proposed hybrid IRS deployment leads to an additional inter-IRS reflection link between the BS-side IRS and each of the user-side IRSs (e.g., see the BS-IRS 1-IRS 2-user link shown in Fig. 1). The *double-reflection* links can be exploited to establish more available LoS paths between the BS and its served users, especially when both the direct and single-reflection links between them are severely blocked. More interesting, it has been shown in [9] that under the LoS channel setup, the double-reflection link can achieve a much higher asymptotic passive beamforming gain as compared to the single-reflection link given the same total number of reflecting elements, denoted by N , as N becomes sufficiently large (i.e., in the order of $\mathcal{O}(N^4)$ versus $\mathcal{O}(N^2)$), despite the fact that the former suffers more path-loss than the latter due to the double (versus single) signal reflection. This has motivated substantial research interesting recently on investigating the design of double-IRS aided wireless systems [9]–[13].

Although the hybrid IRS deployment potentially offers better flexibility and hence superior performance as compared to the user-/BS-side IRS deployment alone, it also incurs higher complexity in design and implementation, explained as follows. First, how to optimally assign the reflecting elements at the BS-side IRS to serve users directly (i.e., via the BS-side single-reflection links only) or with some of the user-

Table I: Comparison of three IRS deployment strategies.

IRS deployment strategy	Network coverage	Reconfigured channel LoS availability	Passive beamforming gain per user	IRS-BS signaling overhead	Double-reflection link
User-side deployment	Relatively small	High	Relatively small	High	No
BS-side deployment	Large	Relatively low	Large	Low	No
Hybrid deployment	Very large	Very high	Very large	High	Yes

side IRSs cooperatively (i.e., via the double-reflection links over them) is an important but difficult problem to solve. This problem is further complicated with the joint design of the active beamforming of the BS and the passive beamforming of all IRSs. Second, how to efficiently acquire the necessary channel state information (CSI) for the above-mentioned IRS association and joint active/passive beamforming design is more practically challenging than the case with user-/BS-side IRSs only, due to the presence of both the single- and double-reflection links and their intricate coupling. Third, both the BS- and user-side IRSs need to be properly placed in the network, and the reflecting elements allocation among them should be optimized for maximally enhancing the network performance, which is also a hard problem to solve in practice. In Table I, we compare the three IRS deployment strategies in various main aspects.

II. DESIGN CHALLENGES AND PROMISING SOLUTIONS

In this section, we present the main challenges in designing the hybrid IRS deployment, including the IRS-user association and mode selection, CSI acquisition and beamforming optimization, as well as IRS placement and elements allocation. Promising approaches are also proposed to solve them.

A. IRS-User Association and Mode Selection

Under the hybrid IRS deployment, the foremost challenge in optimizing the wireless network performance is the design of IRS-user association. Compared to the user-/BS-side IRS deployment, IRS-user association under the hybrid IRS deployment is more involved. In this case, each of the users may be associated with no IRS, the BS-side IRS only, some user-side IRSs only, or both the BS- and user-side IRSs. The specific association design depends on the user's communication mode, which can be direct communication with the BS only, communication with the BS over the user-/BS-side IRS single-reflection link only, or over both the (two) single-reflection and (one) double-reflection links together, as illustrated in Fig. 2. Generally speaking, the design of IRS-user association and (user) mode selection (IA-MS) needs to take into account various practical factors such as users' QoS requirements, channel conditions, and co-channel interference levels. Besides, the IA-MS design is also coupled with the active beamforming design at the BS and other communication resources (e.g., power, bandwidth) allocation, users' multiple access scheme and transmission scheduling, as well as the reflection coefficients at all IRSs in the network. Moreover, as the users move within the same cell, their associated BS may be unchanged, while their associated IRSs and communication modes usually need to be adaptively adjusted, especially for high-mobility users without any user-side IRS attached.

However, the optimal IA-MS design is practically challenging and may be even impossible. This is because 1) it requires the full CSI of all involved communication links in the network which is difficult to obtain in practice; and 2) it is intricately coupled with the active/passive beamforming design and hence cannot be solved alone, even with perfect CSI. To tackle the above difficulties, a practically appealing approach is to leverage the *statistical CSI* for designing the IA-MS based on a practical *surface-partition* scheme. Specifically, for the BS-side IRS, the statistical CSI (e.g., the deterministic large-scale fading channel components and fading channel spatial correlation matrix) of its links with the associated BS and other user-side IRSs (as well as their locally served users due to close proximity) can be first obtained (by e.g., equipping the IRS with low-cost sensors). Moreover, the BS-side IRS can be partitioned into multiple subsurfaces, which consist of equal or unequal number of reflecting elements (see Modes 3 and 4 in Fig. 2). As such, instead of associating multiple users to all elements of each BS-side IRS at the same time for joint design, a low-complexity scheme is to assign each subsurface to one user only at each time, based on the statistical CSI, users' QoS requirements, and their estimated link signal-to-noise ratios (SNRs) with/without a helping user-side IRS. For example, under the binary LoS/non-LoS (NLoS) channel model and based on the large-scale channel gains (e.g., path loss) of all involved links, the received signal power of each user's link with respect to the number of IRS subsurfaces assigned can be estimated. Accordingly, a simple integer programming can be formulated to optimize the IRS surface-partition for optimizing the performance, e.g., by maximizing the minimum received signal power among all users. In this case, the user with a smaller channel power gain should be allocated with more IRS subsurfaces. While the surface-partition scheme also applies to each of the user-side IRSs, its surface size is practically much smaller than that of the BS-side IRS, thus rendering its channels with locally served users more likely to be spatially correlated. Therefore, instead of applying the surface-partition scheme, a more efficient IRS-user association method for the user-side IRS is to leverage its time-varying reflections to serve its locally associated users over different time [14]. Accordingly, the SNRs of these users can be estimated and then fed back to the BS for facilitating the design of the BS-side IRS association as well as determining whether there is a need for each user to be associated with its nearest user-side IRS, if any.

It is worth noting that although the proposed IA-MS design based on statistical CSI and surface partition is suboptimal in general, it significantly reduces the design complexity and also helps simplify the subsequent CSI acquisition and beamforming design (as will be detailed in the next subsection). Moreover, the proposed IA-MS design can be conveniently

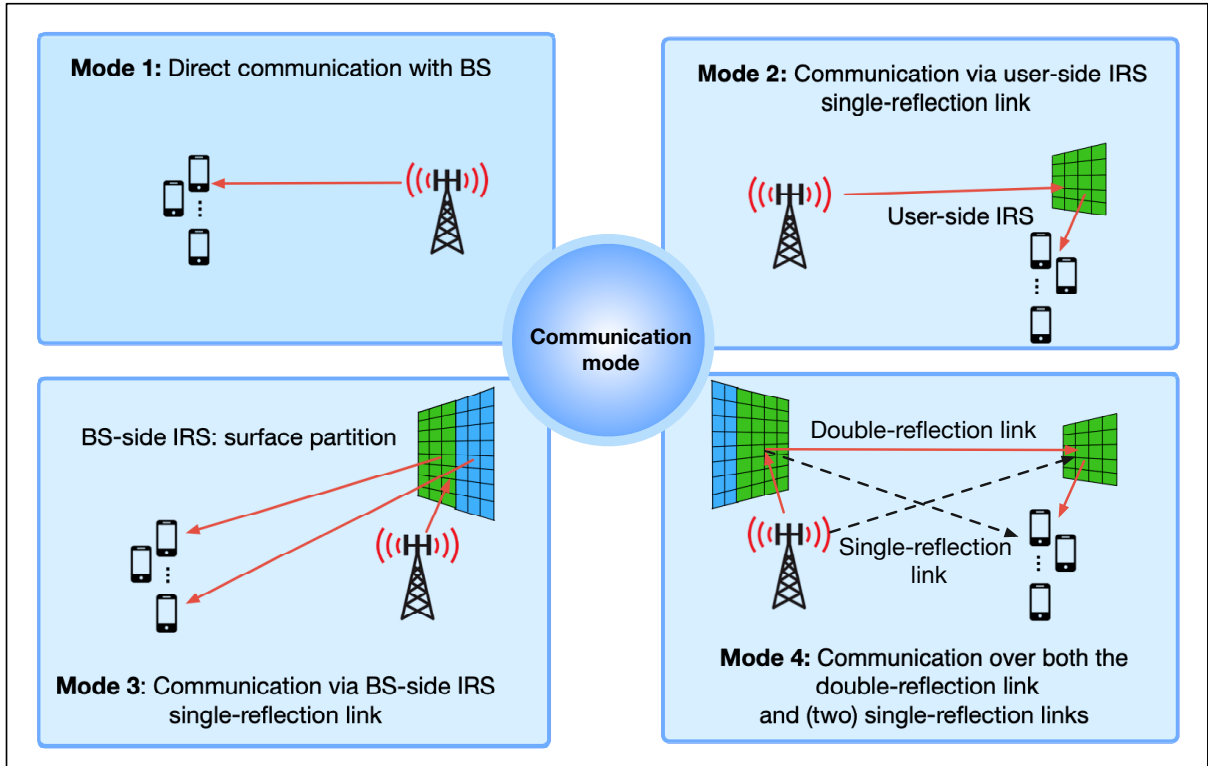


Figure 2: Illustration of different communication modes in an IRS-aided system.

adjusted over time for different users according to their movement and/or sporadic traffic by simply re-assigning each IRS subsurface to a different user, without affecting other subsurfaces and their user associations. Despite the above advantages, the proposed IA-MS design also faces several new challenges. First, the performance loss of the suboptimal surface-partition approach needs to be characterized as compared to the optimal IRS-user associations without surface partition. Next, the IA-MS design based on statistical CSI can be further improved/refined based on the actual SNRs of the users. Efficient online algorithms such as that based on Kalman filter can be applied to track users' SNRs and adaptively adjust the IRSs' passive beamforming.

B. CSI Acquisition and Beamforming Optimization

With the proposed IA-MS design, all users' IRS associations and communication modes are determined. Then, efficient CSI acquisition and joint active/passive beamforming designs can be implemented for optimizing the users' QoS performance, which can be roughly classified into two categories, namely, *channel-estimation based* and *beam-training based* methods.

The channel-estimation based method needs to firstly estimate the CSI of all involved links and then design the joint active/passive beamforming based on estimated CSI. For IRS channel estimation under the user-side IRS deployment, there are two main approaches in the existing literature based on different IRS configurations. First, for semi-passive IRS mounted with sensing devices for receiving signals, the CSI of the BS/user \rightarrow IRS links can be constructed from that of the BS/user \rightarrow sensor links by using e.g., data-interpolation

and channel-calibration techniques [15]. However, this method only works for time-division duplexing (TDD) systems based on channel reciprocity, while it is infeasible for frequency-division duplexing (FDD) systems. Second, for (fully) passive IRS without sensing devices integrated, a viable channel estimation approach is by estimating the cascaded BS-IRS-user reflection channel at the BS/users based on uplink/downlink pilot signals, respectively, while the IRS should dynamically tune its training reflection over time to facilitate the cascaded channel estimation [5], [16], [17]. However, when extending this method to the general case with the hybrid IRS deployment, a new challenge arises due to the double-reflection link since its cascaded CSI is more difficult to estimate. This is because not only more channel coefficients are involved in the double-reflection link, but also the double-reflection link is intricately coupled with the two single-reflection links (see Mode 4 in Fig. 2). To address this problem, efficient cascaded channel estimation schemes have been recently proposed in [10] and [18] to estimate the double-reflection channel for the single-user case, and both single- and double-reflection channels for a cluster of users, respectively. These results can be further extended to the case with arbitrary channel condition and user location under the hybrid IRS deployment. On the other hand, it is also interesting to study how to apply deep learning techniques to improve the channel estimation performance under the hybrid IRS deployment [19]. Based on the estimated CSI, the active beamforming at the BS and passive beamforming at all IRSs can be jointly designed [20]. Specifically, it has been shown that deploying two cooperative IRSs near the BS and users achieves superior performance to

the case with single-IRS deployment in terms of the maximum SNR and multi-user effective channel rank [20]. However, robust IRS beamforming for the hybrid IRS deployment under CSI errors is worth further investigating, which shall greatly improve the performance reliability [21].

Alternatively, the beam-training based method does not require the CSI explicitly. Instead, it is a codebook-based beamforming method that directly searches for the best beam in the spatial domain that yields the optimum performance, which is thus of lower complexity and more scalable with the increasing number of IRS reflecting elements. While an efficient IRS beam training scheme has been recently proposed in [22], [23] that is applicable to systems under the user-/BS-side IRS deployment, its extension to the hybrid IRS deployment is more challenging due to the additional inter-IRS channels. Specifically, for IRS-aided communication systems in high-frequency bands (e.g., millimeter wave), the involved channels can be characterized by a small number of propagation paths. In this case, an efficient approach is by designing the hybrid offline-online beam training [24], where the beam training for the (sparse) quasi-static BS-IRS and inter-IRS channels are performed offline prior to data transmissions, while the channel path directions from each IRS to the mobile users are trained in real time. In practice, the beam training method can be used to generate a proper fingerprinting database that collects a set of optimal beamforming designs at some user positions, with which deep learning techniques can be leveraged to predict the mapping between the position of an arbitrary user and its corresponding optimal beamforming. More research along this direction is needed for further exploration.

C. IRS Placement and Elements Allocation

While IRS deployment is assumed to be fixed in the preceding subsections, we consider in this subsection the design of IRS deployment, including the IRSs' placement and their reflecting elements' allocation.

First, for each user-/BS-side IRS, there are generally two placement strategies, namely, the *centralized placement* where all its reflecting elements are placed on one single surface, versus the *distributed placement* where the available reflecting elements form multiple smaller-size sub-IRSs that are placed at different locations around the BS/users. Compared with centralized IRS placement, distributed IRS placement in general achieves better channel conditions, e.g., increasing the LoS probabilities of the IRS-user and/or the BS-IRS links, and improving their channel ranks by exploiting the spatial path diversity. However, distributed IRS placement generally requires higher signaling overhead and hardware cost as more IRS controllers need to be installed, each for one sub-IRS.

Next, under the hybrid IRS deployment with centralized/distributed IRS placement, a unique design challenge lies in how to optimally allocate the available reflecting elements between the BS- and user-side IRSs for optimizing the network performance given a fixed number of total reflecting elements. To draw useful insights into this elements-allocation problem, we first consider two simplified system setups. First, for a

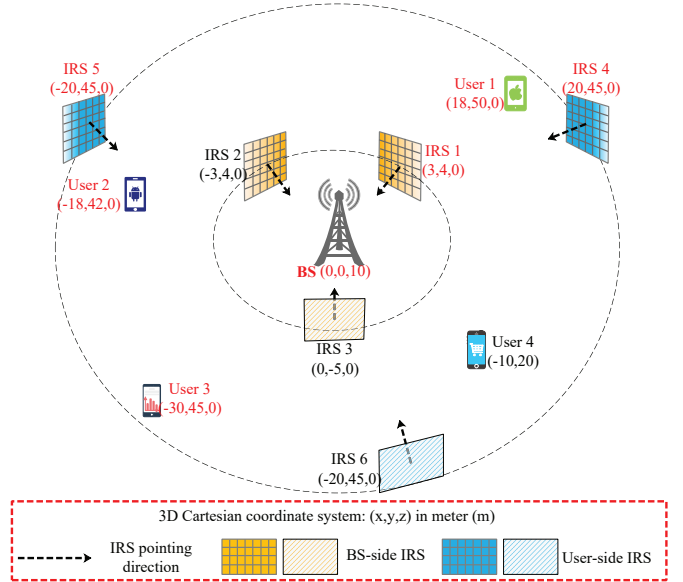


Figure 3: Simulation setup under the 3D Cartesian coordinate system with (x, y, z) in m.

multi-user system where all reflecting elements are assumed to be deployed near either the BS or distributed users, it has been shown in [25] that the BS-side IRS deployment yields superior rate performance to the user-side deployment under a “twin” channel setup (i.e., symmetric channel realizations for fair comparison). Second, for a single-user system, it was revealed in [20] that, the available reflecting elements should be split to form two comparable-size IRSs, each deployed near the BS and the user, respectively, for reaping the double-reflection multiplicative beamforming gain. The above two results indicate that for rate maximization under the hybrid IRS deployment, the available reflecting elements should be properly allocated to both the BS- and user-side IRSs. However, under the proposed hybrid IRS deployment with generally multiple users and time-varying channel conditions (e.g., the LoS availability) in the links between any two nodes, how to solve this general IRS elements allocation problem is still open. A viable approach to solve this problem is by firstly determining the IRS-user association based on the statistical CSI and then optimizing the IRS elements allocation by using the continuous variable relaxation and integer-rounding techniques for e.g., maximizing the minimum rate among all users. Moreover, for a large-scale network with massive randomly distributed users, the information-theoretical approach adopted in [20] and [25] for optimizing IRS elements allocation might be computationally formidable. As such, new mathematical tools such as stochastic geometry and deep learning may need to be invoked to facilitate the network-level analysis and efficient elements allocation.

III. SIMULATION RESULTS

In this section, we present simulation results to demonstrate the effectiveness of the proposed hybrid IRS deployment. We consider a typical IRS-aided single-cell system under the general hybrid IRS deployment as shown in Fig. 3. Specifically,

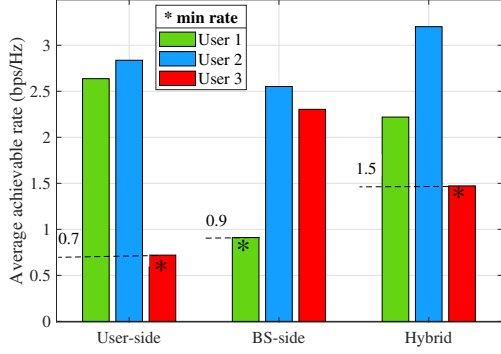


Figure 4: Achievable rates of the three typical users as well as their min-rate under different IRS deployment strategies.

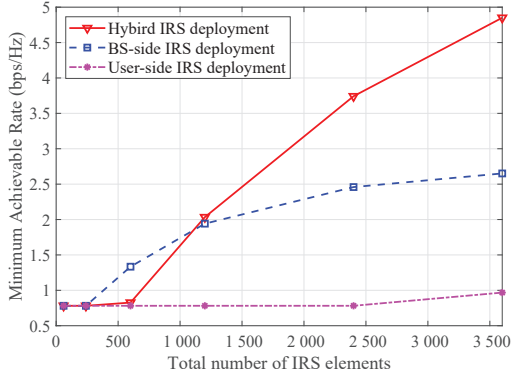


Figure 5: Achievable min-rate versus total number of passive reflecting elements, M .

three BS-side IRSs (labeled as IRSs 1, 2, and 3) and three user-side IRSs (labeled as IRSs 4, 5, and 6) are deployed to assist in the uplink transmissions from four single-antenna users to a 20-antenna BS, with their locations specified in Fig. 3. Moreover, the half-space reflection of each IRS is specified by the IRS pointing direction. For example, (BS-side) IRS 1 can serve the cell-edge users 2, 3, and 4 in its serving half-space, while user 1 is outside its serving space. In addition, we assume that the links between the BS/users and their nearby serving IRSs follow the LoS channel model with the path-loss exponent of 2.2; the links between the BS/users and their far-apart IRSs are modeled by the LoS-dominant Rician fading channel with the Rician factor of 5 dB and path-loss exponent of 2.5; and the BS-user links follow the Rayleigh fading channel model with the path-loss exponent of 3. The reference channel power gain at the distance of 1 meter (m) is -30 dB. All the users are assumed to have equal transmit power of 5 dBm and the noise power at the BS receiver is -65 dBm. Moreover, the multi-antenna BS applies the maximal-ratio combining (MRC) receive beamforming to the received signal from each user.

To showcase the effectiveness of the hybrid IRS deployment, we consider a typical case where IRSs 1, 4, and 5 are employed to assist the communications of users 1, 2, and 3 under the three IRS deployment strategies, while the other IRS randomly tunes their reflections and thus are treated as

environmental scatterers. Given a total number of 600 reflecting elements, we consider the following elements allocation for the three IRS deployment strategies under the considered system setup: 1) IRSs 4 and 5 are equipped with 300 reflecting elements for the user-side IRS deployment (only); 2) IRS 1 is equipped with 600 reflecting elements for the BS-side IRS deployment (only); and 3) IRSs 1, 4, and 5 are equipped with 300, 150, and 150 reflecting elements, respectively, for the hybrid IRS deployment. Moreover, for (BS-side) IRS 1, we apply the exhaustive search to find its optimal surface partition for maximizing its minimum achievable rate (min-rate) among all users. In Fig. 4, we compare the min-rate in bits per second per Hertz (bps/Hz) under the three IRS deployment strategies. First, it is observed that under the user-side IRS deployment, user 3 achieves a much lower rate than users 1 and 2, thus becoming the min-rate performance bottleneck in the system, as the cell-edge user 3 is outside the local coverage of any user-side IRS. Next, the BS-side IRS deployment strategy is observed to effectively enhance the achievable rate of user 3 without sacrificing much the rate performance of user 2, thanks to its great flexibility in the surface partition and passive beamforming. In this case, user 1 becomes the min-rate performance bottleneck since it is not in the serving half-space of the BS-side IRS (i.e., IRS 1). Third, with proper reflecting elements allocation as well as efficient BS-side IRS surface partition, the hybrid IRS deployment strategy is observed to achieve a much higher min-rate than both the user-side and BS-side IRS deployment strategies, since all the users can be covered by at least one (BS-side or user-side) IRS under the hybrid IRS deployment. Moreover, user 2 has the potential to enjoy a higher-order passive beamforming gain from the double-reflection link (as compared to the single-reflection link), and hence more reflecting elements at the BS-side IRS can be assigned to associate with user 3 for improving its achievable rate over the single-reflection link only, thus more flexibly balancing their rates for improving the system min-rate.

Next, we show in Fig. 5 the min-rate versus the total number of reflecting elements (denoted by M) for different IRS deployment strategies, where all the nodes shown in Fig. 3 are considered. For each IRS deployment strategy, we apply the exhaustive search to find its optimal user-IRS association to maximize its min-rate. Moreover, we consider the following elements allocation for the three IRS deployment strategies: 1) each user-side IRS is equipped with $M/3$ reflecting elements for the user-side IRS deployment (only); 2) each BS-side IRS is equipped with $M/3$ reflecting elements for the BS-side IRS deployment (only); and 3) each IRS is equipped with $M/6$ reflecting elements for the hybrid IRS deployment. It is observed that as M increases, the min-rates of all IRS deployment strategies increase thanks to the more pronounced passive beamforming gain from IRSs. However, the min-rate improvement of the user-side IRS deployment is marginal when M increases, since some users are outside the user-side IRSs' local coverage. In contrast, the BS-side IRS deployment strategy achieves significant rate improvement as M increases, since the BS-side IRSs can potentially cover all users in their reflection half-space. Moreover, when $M < 1000$, the BS-

side IRS deployment strategy achieves better performance than the hybrid counterpart, since the single-reflection links tend to provide higher performance gains than the double-reflection link when M is small. However, when M is sufficiently large (i.e., $M > 100$), the hybrid IRS deployment strategy outperforms the other two IRS deployment strategies, because it can achieve their complementary advantages and exploit the more pronounced inter-IRS cooperative passive beamforming gain with a large M .

IV. CONCLUSIONS

In this article, we provide an overview of the IRS deployment design in wireless networks from a communication perspective. We first compare the conventional BS- versus user-side IRS deployment strategies, and then introduce a new hybrid IRS deployment strategy by combining their complementary advantages. The main challenges for designing the IRS-aided wireless network under the general hybrid deployment are discussed, including the IRS-user association and mode selection, IRS channel acquisition and beamforming optimization, and IRS placement and elements allocation. Promising methods to tackle these challenges as well as directions for future investigation are provided. Numerical results are also presented to corroborate our discussions and show the performance gains of the hybrid IRS deployment as compared to its one-sided counterparts.

In future work, it is also interesting to study the more general multi-IRS aided communication system with multi-hop (i.e., more than two hops) signal reflection [26]. In this case, IRS beamforming needs to be jointly designed with data routing over multiple selected IRSs for serving each user [27], [28]. Besides, it is worth investigating efficient IRS deployment designs tailored for different IRS applications and systems (e.g., relaying system [29], millimeter wave systems [30], NOMA systems [31], full-duplex communication [32], vehicle-to-everything (V2X) communication [33], radar communication [34]), as well as various IRS architectures (e.g., aerial IRS [35], active IRS [36], relaying IRS [37], intelligent refracting/transmitting surface (IRS/ITS) [38]). Moreover, in this article, we mainly focus on the IRS deployment design from the signal processing and optimization perspective, while other useful tools such as stochastic geometry [39] and machine learning [40] can also be applied to efficient IRS deployment designs, especially for large-scale wireless networks, which deserve further investigation.

REFERENCES

- [1] DI RENZO M, DEBBAH M, PHAN-HUY D T, et al. Smart radio environments empowered by reconfigurable AI meta-surfaces: An idea whose time has come[J]. EURASIP Journal on Wireless Communications and Networking, 2019, 2019(1): 1-20.
- [2] WU Q, ZHANG R. Towards smart and reconfigurable environment: Intelligent reflecting surface aided wireless network[J]. IEEE Communications Magazine, 2019, 58(1): 106-112.
- [3] BASAR E, DI RENZO M, DE ROSNY J, et al. Wireless communications through reconfigurable intelligent surfaces[J]. IEEE Access, 2019, 7: 116753-116773.
- [4] DI RENZO M, ZAPPONE A, DEBBAH M, et al. Smart radio environments empowered by reconfigurable intelligent surfaces: How it works, state of research, and the road ahead[J]. IEEE Journal on Selected Areas in Communications, 2020, 38(11): 2450-2525.

- [5] WU Q, ZHANG S, ZHENG B, et al. Intelligent reflecting surface aided wireless communications: A tutorial[J]. IEEE Transactions on Communications, 2021, 69(5): 3313-3351.
- [6] HUANG C, ZAPPONE A, ALEXANDROPOULOS G C, et al. Reconfigurable intelligent surfaces for energy efficiency in wireless communication[J]. IEEE Transactions on Wireless Communications, 2019, 18(8): 4157-4170.
- [7] LIU Y, LIU X, MU X, et al. Reconfigurable intelligent surfaces: Principles and opportunities[J]. IEEE Communications Surveys & Tutorials, 2021, 23(3): 1546-1577.
- [8] DUNNA M, ZHANG C, SIEVENPIPER D, et al. ScatterMIMO: Enabling virtual MIMO with smart surfaces[C]//Proceedings of the 26th Annual International Conference on Mobile Computing and Networking. Piscataway: IEEE Press, 2020: 1-14.
- [9] HAN Y, ZHANG S, DUAN L, et al. Cooperative double-IRS aided communication: Beamforming design and power scaling[J]. IEEE Wireless Communications Letters, 2020, 9(8): 1206-1210.
- [10] YOU C, ZHENG B, ZHANG R. Wireless communication via double IRS: Channel estimation and passive beamforming designs[J]. IEEE Wireless Communications Letters, 2020, 10(2): 431-435.
- [11] YILDIRIM I, UYRUS A, BASAR E. Modeling and analysis of reconfigurable intelligent surfaces for indoor and outdoor applications in future wireless networks[J]. IEEE Transactions on Communications, 2020, 69(2): 1290-1301.
- [12] SHAO J, ZHU J. Joint Beamforming and Phase Shifts Design in Double Intelligent Reflect Surface Aided Secrecy MISO Channel[J]. Progress In Electromagnetics Research C, 2021, 108: 89-101.
- [13] ABDULLAH Z, KISSELEFF S, NTONIN K, et al. Double-RIS Communication with DF Relaying for Coverage Extension: Is One Relay Enough?[J]. arXiv preprint arXiv:2107.12083, 2021.
- [14] MEI W, ZHANG R. Performance analysis and user association optimization for wireless network aided by multiple intelligent reflecting surfaces[J]. IEEE Transactions on Communications, 2021, 69(9): 6296-6312.
- [15] TAHA A, ALRABEIAH M, ALKHATEEB A. Enabling large intelligent surfaces with compressive sensing and deep learning[J]. IEEE Access, 2021, 9: 44304-44321.
- [16] JENSEN T L, DE CARVALHO E. An optimal channel estimation scheme for intelligent reflecting surfaces based on a minimum variance unbiased estimator[C]//IEEE International Conference on Acoustics, Speech and Signal Processing (ICASSP). Piscataway: IEEE Press, 2020: 5000-5004.
- [17] HE Z Q, YUAN X. Cascaded channel estimation for large intelligent metasurface assisted massive MIMO[J]. IEEE Wireless Communications Letters, 2019, 9(2): 210-214.
- [18] ZHENG B, YOU C, ZHANG R. Efficient channel estimation for double-IRS aided multi-user MIMO system[J]. IEEE Transactions on Communications, 2021, 69(6): 3818-3832.
- [19] LIU S, GAO Z, ZHANG J, et al. Deep denoising neural network assisted compressive channel estimation for mmWave intelligent reflecting surfaces[J]. IEEE Transactions on Vehicular Technology, 2020, 69(8): 9223-9228.
- [20] ZHENG B, YOU C, ZHANG R. Double-IRS assisted multi-user MIMO: Cooperative passive beamforming design[J]. IEEE Transactions on Wireless Communications, 2021, 20(7): 4513-4526.
- [21] ZHOU G, PAN C, REN H, et al. A framework of robust transmission design for IRS-aided MISO communications with imperfect cascaded channels[J]. IEEE Transactions on Signal Processing, 2020, 68: 5092-5106.
- [22] WANG P, FANG J, ZHANG W, et al. Fast beam training and alignment for IRS-assisted millimeter wave/terahertz systems[J]. IEEE Transactions on Wireless Communications, 2021.
- [23] YOU C, ZHENG B, ZHANG R. Fast beam training for IRS-assisted multiuser communications[J]. IEEE Wireless Communications Letters, 2020, 9(11): 1845-1849.
- [24] MEI W, ZHANG R. Distributed Beam Training for Intelligent Reflecting Surface Enabled Multi-Hop Routing[J]. IEEE Wireless Communications Letters, 2021, 10(11): 2489-2493.
- [25] ZHANG S, ZHANG R. Intelligent reflecting surface aided multi-user communication: Capacity region and deployment strategy[J]. IEEE Transactions on Communications, 2021, 69(9): 5790-5806.
- [26] MEI W, ZHENG B, YOU C, et al. Intelligent reflecting surface aided wireless networks: From single-reflection to multi-reflection design and optimization[J]. arXiv preprint arXiv:2109.13641, 2021.
- [27] MEI W, ZHANG R. Cooperative beam routing for multi-IRS aided communication[J]. IEEE Wireless Communications Letters, 2021, 10(2): 426-430.

- [28] MEI W, ZHANG R. Multi-beam multi-hop routing for intelligent reflecting surfaces aided massive MIMO[J]. IEEE Transactions on Wireless Communications, 2021.
- [29] KANG Z, YOU C, ZHANG R. IRS-aided wireless relaying: Deployment strategy and capacity scaling[J]. IEEE Wireless Communications Letters, 2022, 11(2): 215-219.
- [30] NTONTIN K, BOULOGEOGOS A A A, SELIMIS D, et al. Reconfigurable intelligent surface optimal placement in millimeter-wave networks[J]. IEEE Open Journal of the Communications Society, 2021, 2: 704-718.
- [31] MU X, LIU Y, GUO L, et al. Joint deployment and multiple access design for intelligent reflecting surface assisted networks[J]. IEEE Transactions on Wireless Communications, 2021, 20(10): 6648-6664.
- [32] CAI Y, ZHAO M M, XU K, et al. Intelligent reflecting surface aided full-duplex communication: Passive beamforming and deployment design[J]. IEEE Transactions on Wireless Communications, 2022, 21(1): 383-397.
- [33] OZCAN Y U, OZDEMIR O, KURT G K. Reconfigurable intelligent surfaces for the connectivity of autonomous vehicles[J]. IEEE Transactions on Vehicular Technology, 2021, 70(3): 2508-2513.
- [34] LU W, LIU W, DENG B, et al. Intelligent reflecting surface deployment in cooperative radar communication system[C]//IEEE/CIC International Conference on Communications in China (ICCC Workshops). Piscataway: IEEE Press, 2021: 48-53.
- [35] LU H, ZENG Y, JIN S, et al. Aerial intelligent reflecting surface: Joint placement and passive beamforming design with 3D beam flattening[J]. IEEE Transactions on Wireless Communications, 2021, 20(7): 4128-4143.
- [36] YOU C, ZHANG R. Wireless communication aided by intelligent reflecting surface: Active or passive?[J]. IEEE Wireless Communications Letters, 2021, 10(12): 2659-2663.
- [37] ZHENG B, ZHANG R. IRS meets relaying: Joint resource allocation and passive beamforming optimization[J]. IEEE Wireless Communications Letters, 2021, 10(9): 2080-2084.
- [38] LIU Y, MU X, XU J, et al. STAR: Simultaneous transmission and reflection for 360° coverage by intelligent surfaces[J]. IEEE Wireless Communications, 2021, 28(6): 102-109.
- [39] KISHK M A, ALOUINI M S. Exploiting randomly located blockages for large-scale deployment of intelligent surfaces[J]. IEEE Journal on Selected Areas in Communications, 2020, 39(4): 1043-1056.
- [40] LIU X, LIU Y, CHEN Y, et al. RIS enhanced massive non-orthogonal multiple access networks: Deployment and passive beamforming design[J]. IEEE Journal on Selected Areas in Communications, 2020, 39(4): 1057-1071.