

The Large N_c limit of QCD on the lattice

Pilar Hernández^a and Fernando Romero-López^b

Instituto de Física Corpuscular, Universitat de València and CSIC

February 8, 2021

Abstract. We review recent progress in the study of the large N_c limit of gauge theories from lattice simulations. The focus is not only the planar limit but also the size of $\mathcal{O}(N_c^{-1})$ corrections for values of $N_c \gtrsim 3$. Some concrete examples of the topics we include are tests of large- N_c factorization, the topological susceptibility, the glueball, meson and baryon spectra, the chiral dependence of masses and decay constants, and weak matrix elements related to the $\Delta I = 1/2$ rule in kaon decays.

PACS. 11.15.Pg,12.38.Gc,11.15.Ha,13.25.Es

1 Introduction

It is well known that $SU(N_c)$ gauge theories, with and without matter content, simplify in the so called 't Hooft or planar limit [1], which corresponds to

$$N_c \rightarrow \infty, \quad \lambda = g^2 N_c = \text{fixed}, \quad (1)$$

where g is the standard gauge coupling. This limit is non-trivial, as can be expected from the fact that asymptotic freedom survives. This may be seen in the running of the 't Hooft coupling,

$$\mu \frac{d\lambda}{d\mu} = -\frac{11}{3} \frac{\lambda^2}{8\pi^2} + \mathcal{O}(\lambda^3), \quad (2)$$

which implies that a non-perturbative scale, $\Lambda_{\text{QCD}}^\infty$, will be generated dynamically. The growth of the coupling at low energies results in charge confinement and spontaneous chiral symmetry breaking. The 't Hooft limit therefore captures the most important non-perturbative phenomena of QCD.

In spite of the increased number of degrees of freedom, the theory simplifies to the extent that precise non-perturbative predictions can be made. In fact, it has been a long-term aspiration that the theory could be solved in this limit. An example of the simplification of the large N_c limit is the remarkable Eguchi-Kawai (EK) reduction [2], which shows that finite volume effects are absent. Under certain conditions, the $SU(\infty)$ Yang-Mills theory can even be reduced to a matrix model on a single site. Even though

the planar limit of QCD has not been solved analytically, it is unquestionable that the large N_c limit has been of great importance in the understanding of QCD, both from a theoretical as well as phenomenological viewpoint.

Perturbative arguments indicate that the planar limit of QCD is a theory of free and infinitely narrow glueballs and hadrons [1, 3, 4]. The hope is that the spectrum of planar QCD provides a good approximation to that at $N_c = 3$. The description of interactions and decays requires however non-vanishing $1/N_c$ corrections. On the other hand, some of the planar predictions are known to fail dramatically, such as the famous $\Delta I = 1/2$ rule in kaon decays, indicating the relevance of at least some of the subleading corrections. Lattice QCD can provide a quantitative, first-principles determination of the subleading $\mathcal{O}(1/N_c)$ corrections to the 't Hooft limit by directly simulating gauge theories at different N_c [5]. The strict planar limit can be most efficiently explored by numerical methods using the celebrated EK reduction and its variants. Progress in this area has been recently reviewed in [6].

In this review, we will concentrate on the recent lattice explorations of $SU(N_c)$ gauge theories with varying number of colours at zero temperature. We refer to earlier reviews on the subject [7–9] for further results. Although our focus will be QCD, some of the computations reviewed might be interesting in the context of compositeness models of electroweak symmetry breaking [10, 11] and dark matter models [12].

The structure of the review is as follows. In sec. 2, we review the main large N_c predictions that have been tested on the lattice. In sec. 3, we discuss the lattice approaches

^a m.pilar.hernandez@uv.es

^b fernando.romero@uv.es

to the planar limit and the important issue of scale setting in this context. The main results in Yang-Mills at varying N_c are described in sec. 4, while hadronic observables are discussed in sec. 5. We end with some concluding remarks.

2 Non-perturbative predictions at large N_c

In the absence of an analytical solution to the planar limit of Yang-Mills theories, the known predictions are based on counting powers of N_c in perturbation theory [1]. A quark or antiquark is in the N_c or \bar{N}_c representation of $SU(N_c)$ and has one colour index, it is therefore represented by a single directed line. A gluon is in the adjoint representation, which can be constructed out of the product of an N_c and an \bar{N}_c , and can therefore be conveniently represented as a double line with opposite directions. The usual Feynman notation for gluons is translated to the 't Hooft notation as depicted in Fig. 1. It is easy to see that planar vacuum diagrams involving only gluons scale as N_c^2 to all orders in the loop expansion, while diagrams with one fermion loop at the boundary and any internal planar exchange of gluons scale as N_c . This result can be derived, noting that a generic Feynman diagram in the double-line notation looks like polygons attached by the double lines to patch a surface. For planar diagrams the surface has the topology of a sphere, while non-planar diagrams contain handles, and fermion loops add holes. The power counting in N_c can be shown to be related to the topology of the surface, more concretely to its Euler character, χ . A diagram with h handles and f holes scales as

$$N_c^\chi = N_c^{2-2h-f}. \quad (3)$$

The first prediction of the large N_c limit is that, if the theory is confining, it must be a non-interacting theory with an infinite tower of stable particles [3,4]. To see this, let us consider a singlet gluonic operator such as

$$O_G(x) = \frac{1}{N_c} \text{Tr}[F_{\mu\nu}^2]. \quad (4)$$

Diagrammatically, the planar contributions to the connected n -point correlation function scale as

$$\langle O_G(x_1) \dots O_G(x_n) \rangle_c \sim N_c^{2-n}. \quad (5)$$

Let us assume that there is a pole in the two point function, that is a particle in the spectrum, $|p\rangle$, the scaling of the two-point function implies

$$\langle 0|O_G(x)|p\rangle \sim N_c^0, \quad (6)$$

and consequently the decay amplitude, that can be obtained from the three-point function, is suppressed by N_c^{-1} , while the scattering amplitude $2 \rightarrow 2$ from the four-point function is suppressed by N_c^{-2} . The particle does not decay nor scatter as $N_c \rightarrow \infty$.

In addition, the number of one particle states cannot be finite, because this would imply that the large momentum behaviour of the two point function

$$\int d^4x e^{-ipx} \langle O_G(x) O_G(0) \rangle_c = \sum_i \frac{g_i^2}{p^2 + m_i^2} \sim \mathcal{O}(p^{-2}), \quad (7)$$

while asymptotic freedom predicts powers of $\log(p^2/m_i^2)$. This can only happen if the sum over the spectrum contains an infinite number of states.

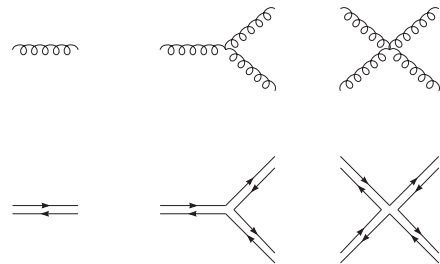


Fig. 1: 't Hooft double-line notation.

2.1 Mesons

A similar analysis can be done for mesons. Considering an operator with the quantum numbers of a meson

$$O_M^a(x) = \frac{1}{\sqrt{N_c}} \bar{\psi}(x) T^a \Gamma \psi(x), \quad (8)$$

the large N_c counting gives

$$\langle O_M(x_1) \dots O_M(x_n) \rangle_c \sim N_c^{1-\frac{n}{2}}, \quad (9)$$

and therefore, if there are mesonic states in the spectrum, they are stable and non-interacting in the 't Hooft limit. The operator O_M creates a meson from the vacuum with amplitude N_c^0 , while the connected three-point function scales as $\sim 1/\sqrt{N_c}$, and the four-point function like $\sim N_c^{-1}$. The tower of resonances must also be infinite for the same argument outlined before for the gluons.

From eqs. (8) and (9), it follows

$$\begin{aligned} F_\pi^2 &\propto \langle A_\mu^a(x) A_\mu^a(y) \rangle \propto N_c, \\ \Sigma &= -\langle \bar{\psi}(x) \psi(x) \rangle \propto N_c, \end{aligned} \quad (10)$$

while the scattering length

$$a_M \propto \frac{|\langle O_M^1 O_M^2 O_M^3 O_M^4 \rangle_c|}{|\langle 0|O_M|M\rangle|^4} \propto N_c^{-1}. \quad (11)$$

2.2 Chiral Perturbation Theory

Spontaneous chiral symmetry breaking survives in the 't Hooft limit [13], and therefore the lightest states in the spectrum are the light pseudoscalar mesons. Their mass is $\mathcal{O}(N_c^0)$, assuming the quark mass does not scale with N_c , since to leading order in the quark mass:

$$M_\pi^2 = \frac{\Sigma}{F_\pi^2}(m_u + m_d). \quad (12)$$

Chiral perturbation theory (ChPT) and the chiral Lagrangian [14] describe accurately meson interactions at low energies as an expansion in momentum and quark mass:

$$\mathcal{L}_\chi = \mathcal{L}_\chi^{(2)} + \mathcal{L}_\chi^{(4)} + \dots, \quad (13)$$

with

$$\begin{aligned} \mathcal{L}_\chi^{(2)} &= \frac{F^2}{4} \text{Tr}[\partial_\mu U^\dagger \partial^\mu U] - \frac{\Sigma}{2} \text{Tr}[M_q U + h.c.], \\ \mathcal{L}_\chi^{(4)} &= \sum_{i=1,10} L_i \mathcal{O}_i[U, \partial_\mu, M_q], \end{aligned} \quad (14)$$

where M_q is the quark mass matrix, $U = \exp(i\frac{\sqrt{2}\pi}{F})$ and π represents the pions, in the adjoint representation of $SU(N_f)$. The operators \mathcal{O}_i are Lorentz and chirally invariant combinations of U , with four derivatives or two quark mass matrices. The L_i are the famous low-energy couplings (LECs) [14]. The expansion parameter in ChPT is

$$\left(\frac{M_\pi}{4\pi F_\pi}\right)^2 \sim \left(\frac{p}{4\pi F_\pi}\right)^2 \sim \frac{1}{N_c}, \quad (15)$$

and becomes smaller and smaller as $N_c \rightarrow \infty$. However, the range of validity to the chiral effective theory does not increase: the failure of the chiral expansion will be abrupt when the energy reaches the mass of the heavy resonances, Λ_χ . These masses are expected to scale as N_c^0 , and therefore remain constant as we approach $N_c \rightarrow \infty$. One may typically consider $\Lambda_\chi \sim M_\rho$.

An additional simplification of the chiral Lagrangian comes from the fact that only a subset of the low-energy couplings [14] are leading in N_c , ie. $L_i \propto \mathcal{O}(N_c)$. These are the ones that correspond to chiral operators (\mathcal{O}_i) with a single flavour trace. This is because according to the general rules, diagrams with more than one fermion loop are subleading. More concretely, for $N_f = 3$ [14, 15]:

$$\begin{aligned} L_1, L_2, L_3, L_5, L_8, L_9, L_{10} &\propto \mathcal{O}(N_c), \\ 2L_4 - L_2, L_4, L_6, L_7 &\propto \mathcal{O}(1). \end{aligned} \quad (16)$$

Phenomenological approaches have estimated the leading N_c behaviour of these couplings by assuming that the chiral theory matches onto a theory of free resonances, the resonant chiral theory [16]. The low-energy couplings result from the exchange of heavier resonances and can be

extracted in terms of the measured spectrum, and imposing the correct large momentum behaviour of certain correlation functions. For a review see [17].

It is well-known that the standard chiral Lagrangian needs to be extended to include the η' [14, 18–24], since the singlet meson becomes degenerate with the remaining pseudoscalar mesons in the planar limit. The η' mass receives a contribution from the $U_A(1)$ anomaly, that scales as N_c^{-1} . The Witten-Veneziano (WV) formula [25, 26] (see also [27–31]) relates this contribution with the topological susceptibility computed in a theory without quarks, ie. in Yang-Mills (YM):

$$M_{\eta'}^2 \equiv \frac{2N_f}{F_\pi^2} \int d^4x \langle q(x)q(0) \rangle_{YM} [1 + \mathcal{O}(N_c^{-1})], \quad (17)$$

where

$$q(x) \equiv \frac{\lambda}{32\pi^2 N_c} \text{Tr}[F_{\mu\nu}(x)\tilde{F}^{\mu\nu}(x)], \quad (18)$$

and we have considered massless quarks. The topological susceptibility measures the θ dependence of the vacuum energy, which should vanish for massless quarks. The WV relation can be deduced from requiring that the η' contribution to the θ dependence exactly cancels the leading gluonic contribution, or from the anomalous chiral Ward identity. This is one example where the diagrammatic analysis leads to the wrong conclusion: the leading N_c scaling of the topological susceptibility is cancelled by a naively subleading one.

The presence of the η' in the chiral Lagrangian makes it necessary to correlate the large N_c and the momentum/mass expansions. The pion manifold is now $U(N_f)$, and a consistent power counting [23, 24] ensures the same scaling of the η' mass and the remaining pseudoscalar mesons:

$$\mathcal{O}(M_\pi^2) \sim \mathcal{O}(M_{\eta'}^2) \sim \mathcal{O}\left(\frac{1}{N_c}\right). \quad (19)$$

2.3 Baryons

Baryons are trickier in the 't Hooft limit, since their mass has a non-trivial scaling. Nevertheless their properties can also be understood in a systematic expansion in $1/N_c$ [3, 32–36]. By simple arguments, it can be seen that the baryon mass scales with N_c . We recall that in QCD a colour singlet can be formed by combining three quarks in the fundamental representation: $\mathbf{3} \otimes \mathbf{3} \otimes \mathbf{3} \rightarrow \mathbf{1}$. In a general $SU(N_c)$ theory, one would however need N_c fundamental quarks to create a baryon¹. This motivates the simple expectation for the baryon mass: $M_B = m_0 N_c + \mathcal{O}(N_c^0)$. Moreover, the baryon-baryon to n-meson amplitude scales like $\sqrt{N_c}^{1-n}$.

¹ An alternative would be including fermions in the antisymmetric representation of $SU(N_c)$, so that large- N_c baryons may still be formed by three fermions [37].

Spin-flavour symmetry results in consistency conditions that allow to understand for example the baryon hyperfine splitting [33]:

$$\frac{M_B}{N_c} = m_0 + B \frac{J(J+1)}{N_c^2} + C \left(\frac{J(J+1)}{N_c^2} \right)^2 + \dots, \quad (20)$$

where J is the baryon spin, and m_0, B and C are $O(N_c^0)$ constants. For a detailed review on baryons in large N_c see [38].

2.4 Exotics

An interesting and timely question is that of exotic states, such as tetraquarks. The standard lore [3, 4] used to be that tetraquarks cannot exist in the 't Hooft limit. The argument however has been revised recently² [39, 40]. The most recent conclusion is that the large N_c scaling does not allow to establish whether these particles exist or not in the spectrum, however if they do they must be infinitely narrow, just like glueballs and mesons, for the same reasons outlined above. An analysis of the expected scaling of the decay width of tetraquarks with different flavour content can be found in [40].

It is interesting to analyse the old argument supporting the non-existence of exotics [3, 4]. It relies on the fact that the two point correlation function of two tetraquark operators (constructed from two quark bilinears) has a factorized contribution, leading in N_c , corresponding to the propagation of two non-interacting mesons. However, the tetraquark pole, if it exists, should appear in the connected part of the correlator [39] which is subleading in N_c . In other words the factorized and connected terms might describe the dynamics of different processes, one is not necessarily the subleading N_c correction of the other, and both can in principle survive the 't Hooft limit. It might be a challenge in practice to isolate such exotic states from a two meson state, since the overlap of any operator with the right quantum numbers with the two meson state dominates over that with the exotic one.

2.5 Factorization

More generally, large N_c implies the factorization of expectation values of products of singlet operators in the pure gauge theory:

$$\langle O_1 O_2 \rangle = \langle O_1 \rangle \langle O_2 \rangle \left[1 + \mathcal{O} \left(\frac{1}{N_c^2} \right) \right]. \quad (21)$$

This property underlies for example the OZI rule and the EK reduction. It should be stressed however that the disconnected and connected parts of any such observable could represent different physics.

² Note the mismatch between the arXiv and published versions of Ref. [39]. Here we refer to the latter.

2.6 Weak interactions

Finally, we discuss hadronic weak interactions in the planar limit. One of the most famous failures of the large N_c approximation is the $\Delta I = 1/2$ rule, that is the large hierarchy observed in the kaon decay amplitudes to two pions in the two possible states of isospin $I = 0, 2$:

$$T[K^0 \rightarrow (\pi\pi)_I] = iA_I e^{i\delta_I}, \quad \left| \frac{A_0}{A_2} \right| \sim 22. \quad (22)$$

These amplitudes were established as benchmark lattice calculations since the early days [41], but remain very challenging. Only very recently [42–46], convincing evidence has been presented that the $\Delta I = 1/2$ rule is reproduced near the physical point of $2+1$ simulations. It is well known that the $\Delta I = 1/2$ rule plays a key role in the Standard Model prediction of the direct CP violating ratio ϵ'/ϵ .

Surprisingly large N_c misses completely the $\Delta I = 1/2$ enhancement [47, 48]. This is easy to see by comparing the large N_c scaling of the decays $K^+ \rightarrow \pi^+ \pi^0$ and $K^0 \rightarrow \pi^0 \pi^0$, which in terms of the isospin amplitudes are:

$$\begin{aligned} -iT[K^0 \rightarrow \pi^0 \pi^0] &= \sqrt{\frac{2}{3}} A_2 e^{i\delta_2} - \frac{1}{\sqrt{3}} A_0 e^{i\delta_0} \propto \mathcal{O}(N_c^{-\frac{1}{2}}), \\ -iT[K^+ \rightarrow \pi^+ \pi^0] &= \frac{\sqrt{3}}{2} A_2 e^{i\delta_2} \propto \mathcal{O}(N_c^{\frac{1}{2}}), \end{aligned} \quad (23)$$

where the N_c scaling can be easily deduced by inspection of the diagrams, see Fig. 2, contributing to each amplitude³. This implies that, at the leading order in large N_c , the neutral K^0 does not decay and therefore from eq. (23) it follows:

$$\left| \frac{A_0}{A_2} \right|_{N_c \rightarrow \infty} = \sqrt{2}. \quad (24)$$

One possible explanation of this discrepancy is the fact that the dynamics involves multiple scales: the W mass, the charm mass and hadronic scales, and maybe subleading $1/N_c$ corrections could be enhanced by large logarithms.

At energies below the W -boson mass, we can integrate it out and represent the weak interactions in the Fermi theory. For example the CP-conserving $\Delta S = 1$ transitions the Hamiltonian density takes the simple form:

$$\mathcal{H}_{\Delta S=1}^{N_f=4} = \sqrt{2} G_F V_{us}^* V_{ud} (k^+ \bar{Q}^+(x) + k^- \bar{Q}^-(x)), \quad (25)$$

with $\bar{Q}^\pm = Z_Q^\pm Q^\pm$ and

$$Q^\pm = (\bar{s}_L \gamma_\mu u_L)(\bar{u}_L \gamma^\mu d_L) \pm (\bar{s}_L \gamma_\mu d_L)(\bar{u}_L \gamma^\mu u_L) - [u \leftrightarrow c]. \quad (26)$$

³ We have included the normalization of each meson state by $\sqrt{N_c}$.

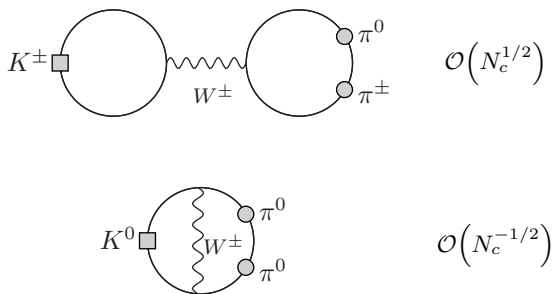


Fig. 2: Leading diagrams in the N_c scaling of $K^+ \rightarrow \pi^+ \pi^0$ (top), and $K^0 \rightarrow \pi^0 \pi^0$ (bottom).

We have neglected quark masses and included all the operators compatible with the $SU(4)_L \times SU(4)_R$ flavour symmetries. Q^+ transforms as the $(84, 1)$, while Q^- transforms as the $(20, 1)$. Only \bar{Q}^+ contributes to the A_2 amplitude, and therefore a hierarchy in the matrix elements of the two operators is needed to explain the rule. This effective Hamiltonian should be valid down to energies above the charm mass. The Wilson coefficients k^\pm do indeed get large logarithms from the $M_W \rightarrow \mu$ [49, 50], but it is not enough to explain the large hierarchy, since $k^-(m_c)/k^+(m_c) \sim 2$.

Below the charm threshold the theory matches onto the $N_f = 3$ theory, that has the form [51]

$$\mathcal{H}_{\Delta S=1}^{N_f=3} = \sqrt{2} G_F V_{us}^* V_{ud} \sum_{\sigma=1, \dots, 6} k_\sigma Q_\sigma, \quad (27)$$

where the operators in the list include all operators that transform as (27, 1) or (8, 1), ignoring QED effects. Among the latter, we find the famous penguin operators such as

$$Q_6 = (\bar{s}_L \gamma_\mu d_L) \sum_{q=u, d, s} (\bar{q}_R \gamma^\mu q_R). \quad (28)$$

The standard lore for a long time was that the matrix elements of the penguin operators were enhanced and, since they are octets that do not contribute to A_2 , this fact could be at the origin of the $\Delta I = 1/2$ [52]. This hypothesis does not seem to be confirmed by the last lattice results, where the current operators of eq. (26) give the dominant contribution to the real part of the isospin amplitudes, as anticipated long ago in Ref. [53]. Instead it has been argued that the enhancement originates in a strong cancellation of the colour-connected and colour-disconnected contributions of the current operator matrix elements [42]. Such contributions have a different N_c scaling, and therefore indicate anomalously large N_c corrections.

At sufficiently low energies and quark masses, a further simplification is possible since the effective hamiltonians, eqs. (25) or (27) can be matched to the corresponding

$N_f = 4$ (if the charm is considered light) or $N_f = 3$ (for a heavy charm) chiral effective theories. At the leading order of the chiral expansion, the structure of the chiral weak hamiltonian in the $N_f = 4$ theory is [54, 55]

$$\mathcal{H}_{\text{ChPT}}^{N_f=4} = \sqrt{2} G_F V_{us}^* V_{ud} (g^+ Q^+ + g^- Q^-), \quad (29)$$

with

$$Q^\pm = \frac{F_\pi^4}{4} [(U \partial_\mu U^\dagger)_{us} (U \partial_\mu U^\dagger)_{du} \pm (U \partial_\mu U^\dagger)_{ds} (U \partial_\mu U^\dagger)_{uu} - (u \rightarrow c)]. \quad (30)$$

It is straightforward to evaluate the ratio of amplitudes in terms of the low-energy couplings g^\pm to lowest order in ChPT:

$$\frac{A_0}{A_2} = \frac{1}{2\sqrt{2}} \left(1 + 3 \frac{g^-}{g^+} \right). \quad (31)$$

A large ratio g^-/g^+ could explain the $\Delta I = 1/2$ rule, an effect that would be unrelated to the charm threshold.

These low-energy couplings can be determined from matching appropriate correlation functions in ChPT and lattice QCD [54, 55]. The simplest choices are the ratios:

$$R^\pm = \lim_{\substack{z_0 - x_0 \rightarrow \infty \\ y_0 - z_0 \rightarrow \infty}} \frac{\sum_{\mathbf{x}, \mathbf{y}} \langle P(\mathbf{y}) Q^\sigma(z) P(\mathbf{x}) \rangle}{\sum_{\mathbf{x}, \mathbf{y}} \langle P(\mathbf{y}) A_0(z) \rangle \langle P(\mathbf{x}) A_0(z) \rangle}, \quad (32)$$

with $A_0(x) \equiv \bar{\psi}^i(x) \gamma_0 \gamma_5 \psi^j(x)$ and $P(x) = \bar{\psi}^i(x) \gamma_5 \psi^j(x)$, with appropriately chosen flavours i, j .

Including the renormalization factors and the Wilson coefficients, we get the physical amplitudes, A^\pm , that can be matched to the corresponding observables in the chiral theory [54, 55]. At lowest order the matching condition is

$$\lim_{M_\pi \rightarrow 0} A^\pm = g^\pm. \quad (33)$$

The \pm three-point functions are the sum of a colour-disconnected diagram and a colour-connected one, that scale differently with N_c , see Fig. 3. The relative sign is \mp in the A^\pm amplitudes. The standard diagrammatic N_c



Fig. 3: Colour-disconnected (left) and colour-connected (right) contributions to the three-point function in R^\pm .

counting results in the following scaling:

$$A^\pm = 1 \pm \tilde{a} \frac{1}{N_c} \pm \tilde{b} \frac{N_f}{N_c^2} + \tilde{c} \frac{1}{N_c^2} + \tilde{d} \frac{N_f}{N_c^3} + \dots, \quad (34)$$

where the coefficients $\tilde{a} - \tilde{d}$ are independent of N_c and N_f , and a *natural* expectation is that they are $\mathcal{O}(1)$. Diagrams⁴ contributing to \tilde{c} and \tilde{d} are shown in Fig. 4 while those contributing to \tilde{a} and \tilde{b} are in Fig. 5.

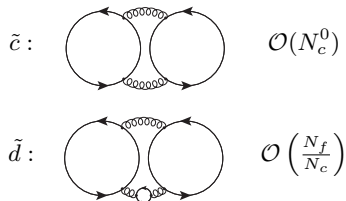


Fig. 4: N_c, N_f scaling of various contributions to the colour-disconnected contraction of the three-point function.

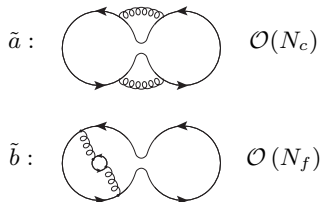


Fig. 5: N_c, N_f scaling of various contributions to the colour-connected contraction of the three-point function.

We find that the leading correction, $\mathcal{O}(1/N_c)$ together with the leading effects of dynamical quarks, $\mathcal{O}(N_f/N_c^2)$, are fully anticorrelated in the ratios. This analysis does not predict the sign of the different terms, i.e., the sign of the $\tilde{a} - \tilde{d}$ coefficients, only the (anti)-correlation between the two amplitudes. In particular, a negative sign of \tilde{a} and \tilde{b} results in an enhancement of the ratio A^-/A^+ . The scaling of eq. (34) is valid for all quark masses, but the different coefficients could be have a different quark mass dependence.

The lattice can in principle measure all these coefficients and determine whether they have the natural size, $\mathcal{O}(1)$, and quantify to what extent the anti-correlation is enough to explain the $\Delta I = 1/2$ rule.

A similar matching to chiral perturbation theory could also be done in the $N_f = 3$ flavour theory, where the leading order weak Hamiltonian has also two operators with the same chiral structure, corresponding to the 27-plet and octet operators [56]. The case of a heavy charm is however much more demanding, not only the list of

operators to consider on the lattice is much longer, but it involves the computation of all-to-all propagators.

There is a long list of phenomenological analyses that have used large- N_c inspired methods to estimate the size of these couplings, in an analogous way to the strong couplings, L_i . Examples are the dual QCD approach [53, 57, 58], the resonance chiral theory [16] or the chiral quark model [59], etc. In all cases, the relevance of subleading corrections in N_c^{-1} has been demonstrated, and argued to be related to a strong scale dependence. Incorporating these systematically is not easy and the error resulting from these approaches is therefore quite uncertain. For a review see [60].

3 Lattice QCD at large N_c

Two approaches have been followed to explore the 't Hooft limit in the lattice formulation. The most straightforward approach is to simulate⁵ at different values of N_c [5, 63–65], and study the scaling of any physical quantity in units of some reference scale, such as Λ_{QCD} , which is well defined when $N_c \rightarrow \infty$. The cost of the simulation increases with N_c , in particular, for dynamical simulations the cost of a single configuration scales like $\sim N_c^2$, dominated by matrix-vector multiplications for the inversion of the Dirac operator. However, statistical fluctuations seem to decrease, as can be expected from the factorization property, eq. (21). This was also observed in Refs. [66, 67], although a large N_c scaling of the auto-correlation time has not been done yet. Reaching very large values of $N_c = \mathcal{O}(100)$ is however not possible with this method. The Eguchi-Kawai reduction [2] allows to study the leading behaviour in N_c much more efficiently by exploiting the volume independence ensured by factorization, and reducing the model to a single-point lattice model. Different variants of the EK reduction exist [68–73] in the literature, and they have been successfully implemented to compute the 't Hooft limit of several physical observables [74–79]. We will show some of the most recent results, but a more detail account of reduced models can be found in [6].

The complementarity of both approaches is evident when trying to evaluate the subleading $1/N_c$ corrections. While these corrections cannot be captured by the reduced models, they can be straightforwardly computed with the direct method. The input provided by the reduced model on the planar limit is nevertheless very helpful to constrain the asymptotic N_c dependence.

⁴ Additional planar exchanges of gluons being of the same order contribute in all cases.

⁵ HiRep is a publicly available lattice QCD code that allows one to simulate generic $SU(N_c)$ theories with different fermion content [61, 62].

3.1 Scale setting and N_c -dependence

The outcome of a lattice calculation is always a either dimensionless ratio, or a dimensionful quantity in terms of the lattice spacing, a . In QCD, the value of the lattice spacing is typically fixed by some experimental input (e.g., a mass or decay constant). Once a is known, any observable can be converted to physical units (MeV, fm,...). The procedure of computing a in physical units is known as the (absolute) scale setting. Of course, a complete calculation will require simulations at multiple values of a , and a continuum limit extrapolation for the observables of interest.

In the context of large N_c , the scale setting is a more subtle issue, and it necessarily involves some arbitrariness. To illustrate this, let us consider the case of a pure $SU(N_c)$ gauge theory. We could perform simulations with varying N_c , and compute the ratio of two different scales, A_1/A_2 in the continuum limit. These scales could for instance be masses of glueballs with different quantum numbers. Then, we could fit the functional form of the N_c -dependence as:

$$\frac{A_2}{A_1} = c_1 + \frac{c_2}{N_c^2} + \dots, \quad (35)$$

in the pure gauge theory without fermions. This is a well-posed problem, and does not require any absolute knowledge of the lattice spacing (only a relative one for the continuum limit). We may however know the value for these two scales from experiments in QCD⁶, and we would like to infer their values as a function of N_c . For this, one necessarily needs to impose a known N_c dependence—an all-orders ansatz—for one of the scales of the theory. The simplest choice is to pick, e.g., A_1 as constant for all values of N_c . This fully fixes the prescription for the large N_c limit, and implicitly the lattice spacing at all values of N_c via the scale A_1 . It is clear that different choices of A_1 will produce differences in the subleading $1/N_c$ corrections for other physical quantities, but the same ratios in two different prescriptions will have the same N_c scaling.

From a practical point of view, it is much more convenient to study the N_c dependence by using lattice simulations at a constant line of physics. In other words, to establish the prescription for the large N_c limit at the time of the simulation. For instance, in early work [63], simulations were compared at a constant value of the mean-field improved bare 't Hooft coupling defined as:

$$\lambda_I(a^{-1}) = \frac{2N_c^2}{\beta P}, \quad (36)$$

where P is the plaquette normalized by N_c . One may say that simulations with constant λ_I at different N_c have the same value of the lattice spacing. Thus, after fixing a from $N_c = 3$, the large N_c prescription is fully fixed.

A different line of constant physics was chosen in Ref. [80]. There, the string tension —labelled as σ —was used.⁷ In this work, the authors used existing results for σ as a function of N_c [81–85] to generate gauge configurations with $N_c \in [2, 17]$ and fixed value of $a\sqrt{\sigma}$. Moreover, they used the “ad hoc value $\sigma = 1$ GeV/fm” to define their lattice spacing for all values of N_c . To further illustrate the ambiguity at large N_c , we can look at the behaviour of the coupling in eq. (36) in the simulations in Ref. [80]. We will easily see that $\lambda_I(a^{-1})$ it is not constant, but rather it is modified at order $1/N_c^2$.

In the last few years, the usage of the gradient flow [86] has become customary for the scale setting on the lattice [87]—also in the context of large N_c . The advantage is that the energy density can be used to determine a renormalized 't Hooft coupling in the gradient flow scheme:

$$\langle E(t) \rangle \equiv \frac{1}{4} \langle G_{\mu\nu}^a G_a^{\mu\nu} \rangle = \frac{3}{138\pi^2 t^2} \frac{N_c^2 - 1}{N_c} \lambda_{GF}, \quad (37)$$

with λ_{GF} defined at the scale $1/\sqrt{8t}$. The gradient flow coupling has been related to the \overline{MS} coupling in perturbation theory [88]. A standard approach in QCD is to define the scale t_0 via the energy density as a function of the flow time:

$$t^2 \langle E(t) \rangle|_{t=t_0} = 0.3. \quad (38)$$

Even though t_0 cannot be measured experimentally, its value in physical units has been extracted from various lattice calculations [87, 89, 90]. In Ref. [91] it was proposed to generalize the definition of t_0 to

$$t^2 \langle E(t) \rangle|_{t=t_0} = 0.3 \times \frac{3}{8} \frac{N_c^2 - 1}{N_c}, \quad (39)$$

so that results at different N_c may be compared. Moreover, the same authors opt for fixing $\sqrt{t_0} \sim 0.166$ fm for all values of N_c .

In dynamical simulations with varying N_c , an additional convention⁸ regarding the quark mass must be imposed to compare across values of N_c . This is because a generic observable, including t_0 , depends on the quark masses. An option that fully fixes the convention could be matching the chirally extrapolated value of t_0 for different gauge groups. In Ref. [92] with $N_f = 2$ simulations, two different conditions were imposed: (i) the ratio $\sqrt{t_0}/r_1$ is fixed, where t_0' for $N_c = 3$ is the standard one in eq. (38), and r_1 is related⁹ to the Sommer parameter [94, 95], and (ii) the ratio of the vector meson mass over the pion mass is matched. More recently, in Ref. [66] with $N_f = 4$ simulations, the generalized value of t_0 as in eq. (39) at $M_\pi = 420$ MeV was fixed for all values of N_c .

⁷ The string tension, σ , parametrizes the confining term of the potential for two static quark-antiquark sources, i.e., $V(r) = v + \sigma r + c/r$, with v, c constants.

⁸ We assume N_f degenerate flavours for simplicity.

⁹ The modified Sommer parameter, r_1 , is defined in terms of the force between static quarks via the implicit equation $r^2 F(r) = -1.0$ at $r = r_1$. In physical units, $r_1 = 0.31$ fm as measured in real-world QCD [93].

⁶ Assuming that the effects of quark loops are negligible.

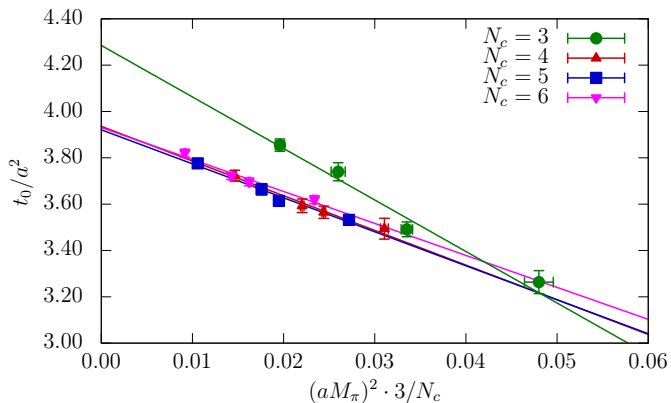


Fig. 6: Chiral dependence of t_0 for various simulations with $N_f = 4$ and $N_c = 3 - 6$. Source: Ref. [66].

As a further check of the consistency of this scale setting, one can also study the chiral dependence of t_0 when varying the number of colours. The prediction from Chiral Perturbation Theory is [96]:

$$t_0(M_\pi) = t_0^\chi \left(1 + \frac{k}{N_c} M_\pi^2 \right) + O(M_\pi^4), \quad (40)$$

with t_0^χ, k being low-energy constants. We note that the $1/N_c$ suppression of the mass dependence is consistent with the quenched limit, in which t_0 is mass independent. In Fig. 6, we show this chiral dependence along with the corresponding chiral fits. As can be seen, the data for $N_c = 4, 5, 6$ lie almost on top of some universal line, whereas $N_c = 3$ has larger $1/N_c$ effects.

4 Yang-Mills theories at large N_c

In this section, we review various results for pure $SU(N_c)$ Yang-Mills theories, including the factorization theorem, the glueball spectrum and topological observables.

4.1 Large N_c factorization

One of the simplest yet powerful results in the large N_c limit is the factorization of observables, eq. (21). This result is derived from a perturbative analysis, but can be tested non perturbatively in lattice simulations at different values of N_c . Recently, such study was carried out in Refs. [97, 98].

In order to test the factorization hypothesis, the authors use various quantities, e.g., a square spatial Wilson loop at the point (x_0, \mathbf{x}) with size R_c and Wilson-flowed to time t :

$$\begin{aligned} W(c) &= \langle W(t, x_0, \vec{x}, R_c) \rangle, \\ W^{sq}(c) &= \langle W^2(t, x_0, \vec{x}, R_c) \rangle, \end{aligned} \quad (41)$$

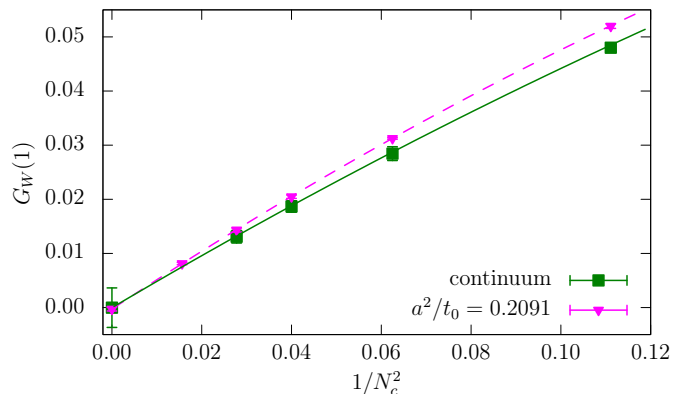


Fig. 7: Large N_c extrapolations of $G_W(1)$ in the continuum (solid line) and at finite lattice spacing (dashed line). Source: Ref. [97].

The flow time is a fraction of t_0 , eq. (39), $t = ct_0$, and the size is chosen as ¹⁰ $R_c = \sqrt{8ct_0}$. Note that the authors use open boundary conditions, to avoid topology freezing, and x_0 must be taken far from the boundary. The ratio

$$G_W(c) = \frac{W^{sq}(c) - W^2(c)}{W^2(c)}, \quad (42)$$

according to the factorization property, is expected to be of order $1/N_c^2$. The results for $G_W(1)$ in this study are shown in Fig. 7. As can be seen, the authors find very good consistency with the factorization hypothesis both at a finite lattice spacing (fixed t_0/a^2), and in the continuum limit. For other gluonic observables, the authors also find the expected large N_c scaling and confirm the factorization hypothesis.

The dependence of $G_W(c)$ on the size of the loop is also studied. For this, they define a new observable $\hat{G}_W(\xi)$, that depends on the Wilson loop

$$\widehat{W}(\xi) = \langle W(t_0/2, x_0, \vec{x}, R_\xi) \rangle \quad (43)$$

with varying radius, $R_\xi = \xi\sqrt{4t_0}$. The authors fit the $1/N_c$ scaling as:

$$\hat{G}_W(\xi) = b_0 + b_1 \frac{1}{N_c^2} + b_2 \frac{1}{N_c^4}. \quad (44)$$

As expected, b_0 is always compatible with zero. In contrast, the results for the coefficient of the subleading corrections, shown in Fig. 8, seem to grow exponentially with the size of the Wilson loop.

This shows that the coefficient of the subleading corrections can be large, but this is not necessarily a signal of failure of the large N_c expansion. This is because the leading and subleading contributions can be related to different physics scales. While the disconnected and leading

¹⁰ The radius of a square Wilson loop is always an integer. In this work, the authors interpolate between integers using the methods described in Ref. [99].

term is controlled by the static potential, the connected part could get contributions from other physics scales.

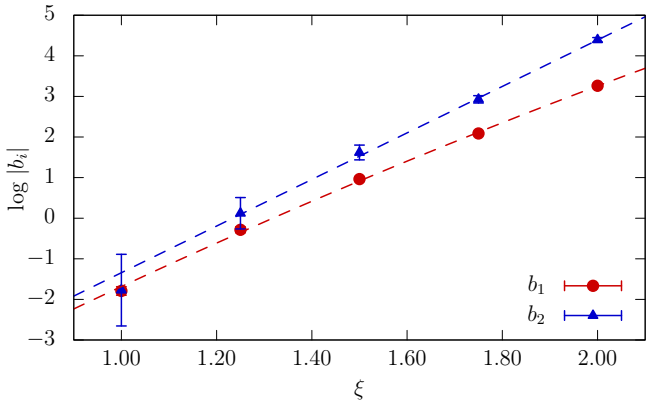


Fig. 8: Dependence of the corrections to factorization with the size of the Wilson loop, ξ [see eq. (43)]. The b_i parameters are those of eq. (44). For each parameter, we include a quadratic interpolating line. Source: Ref. [97].

4.2 Glueballs at large N_c

The glueball spectrum is a very interesting nontrivial manifestation of non perturbative dynamics in the pure Yang-Mills theory. Describing glueballs in the pure gauge theory may help us finding their analogues in full QCD, assuming their mix with $\bar{q}q$ states is not large. Moreover, the lowest spectrum of a pure $SU(N_c)$ that weakly interacts with the SM particles has been proposed as a candidate for dark matter [102]—see also Ref. [12].

The dependence of the glueball spectrum on the number of colours has been subject of study for many years [63, 100, 103–107], including the θ -dependence¹¹ [108]. Early calculations determined the continuum result for the lowest-lying glueballs, with $J^{PC} = 0^{++}, 2^{++}$, in the large N_c limit [104]. Up to date, the most extensive $SU(N_c)$ glueball spectroscopy result is that of Ref. [100], with the caveat that no continuum limit was performed. In Fig. 9, we compare the large N_c results of Ref. [100] to the $N_c = 3$ ones of the same work, both at similar value of the lattice spacing. As can be seen, $1/N_c^2$ corrections are quite small, but sometimes resolvable. We also include in the comparison the continuum limit results for $SU(3)$ in Ref. [101]. There are signs of significant discretization effects in $SU(3)$ for the states that have been measured with good statistical precision. It would be interesting to compute the large N_c result including a continuum extrapolation.

Some of the states in the low-lying glueball spectrum correspond to two-particle scattering states, as discussed

¹¹ θ is the coefficient of the topological term in the Lagrangian.

in Ref. [109]. These levels have been omitted in Fig. 9. In the large N_c limit, their energy is simply given by the non-interacting one, as glueball interactions are suppressed with N_c . Still, at large but finite N_c these levels can be used to study interactions among glueballs. So far, these studies have only been attempted for $SU(2)$ using the HAL QCD method [110–112]. It would be interesting to perform a conclusive Lüscher analysis of two-glueball interactions, and its N_c -dependence.

It is also worth mentioning that the large N_c limit of $Sp(2N_c)$ and $SU(N_c)$ coincides, as shown in Ref. [113]. Thus, the $Sp(2N_c)$ results in Refs. [114, 115] are also relevant for the large N_c limit of QCD. A confirmation of the expectation, supported by the data, is that the ratio of masses for the tensor and scalar glueball seems to be independent of the gauge group. In particular, it agrees for $Sp(\infty)$ and $SU(\infty)$.

4.3 Topological susceptibility

The topological susceptibility is the first momentum of the distribution of the topological charge, Q :

$$\chi_{YM} = \lim_{V \rightarrow \infty} \frac{1}{V} \langle Q^2 \rangle. \quad (45)$$

As we have seen in sec. 2 the Witten-Veneziano equation, eq. (17), relates this observable in Yang-Mills to the mass of the η' meson in the planar limit of QCD. Studying the size of this subleading $1/N_c$ is important to quantify how far from the planar limit QCD is.

The first computation of the topological susceptibility in the large N_c limit was attempted two decades ago, in Ref. [117]. One of the main difficulties is the critical slowing down [118], that is, the very long autocorrelation time in topological observables as one approaches the continuum limit using periodic boundary conditions¹². This is already present in $N_c = 3$, and it becomes more severe for $N_c > 3$.

The use of open boundary conditions [120] significantly improves this situation, and has been an essential ingredient in the recent computation of χ_{YM} in the continuum limit [91, 116]. In Fig. 10, we show the continuum result of χ_{YM} as a function of the number of colours. The large- N_c result reported by the authors is

$$\lim_{N_c \rightarrow \infty} t_0^2 \chi_{YM} = 7.03(13) \cdot 10^{-4}, \quad (46)$$

which differs from the $N_c = 3$ result by only about $O(5\%)$. As pointed out by the authors, the small size of $1/N_c^2$ effects explains why the $N_c = 3$ result is already able to predict the bulk result of the η' mass. A lattice test of the Witten-Veneziano equation, computing directly the η' mass, has also been carried out in Ref. [121] for $N_c = 3$.

¹² In a recent article [119], a novel algorithm has been proposed to mitigate this problem.

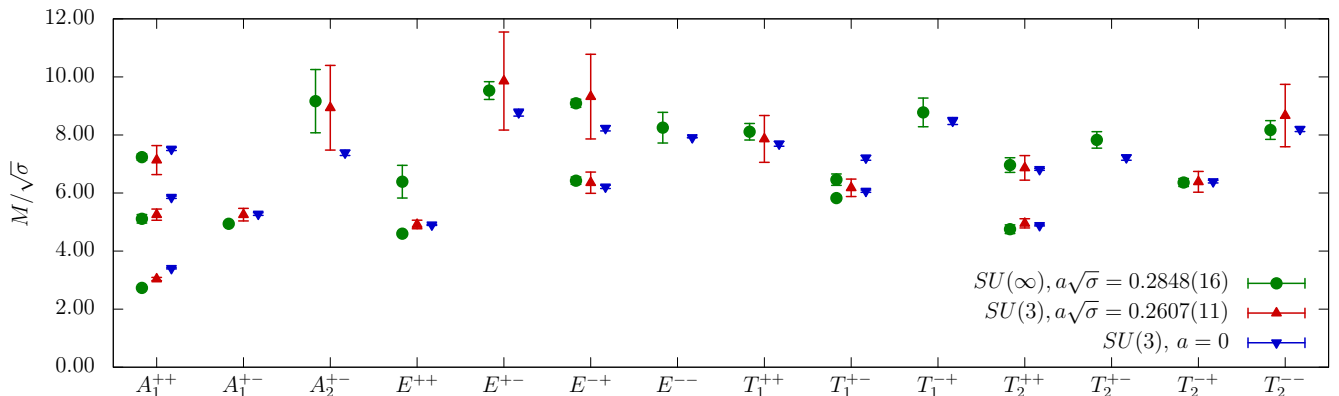


Fig. 9: Spectrum of glueballs at finite lattice spacing in the large N_c , and $N_c = 3$ from Ref. [100]. Some of the $SU(3)$ levels were not determined in Ref. [100]. As a comparison, we also include the continuum limit results for $SU(3)$ from Ref. [101].

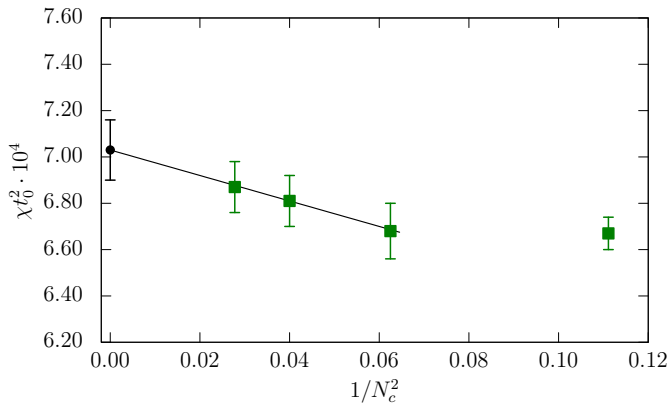


Fig. 10: Scaling of the topological susceptibility with the number of colours in the pure Yang-Mills theory. The dashed line is a linear fit in $1/N_c^2$ including up to $N_c = 4$. Source: Ref. [91] for $N_c > 3$ and Ref. [116] at $N_c = 3$.

The large- N_c topological susceptibility has also been studied through the θ -dependence in Refs. [122–124], and in lower dimensional theories in Refs. [125, 126].

5 Hadronic quantities at large N_c

Here, we review recent results of hadronic quantities in the context of the large N_c limit of QCD. We start with the meson and baryon spectrum. Then we discuss the chiral dependence of the meson masses, decay constants, scattering lengths and the topological susceptibility. We then turn to novel results on weak amplitudes related to the $\Delta I = 1/2$ rule.

5.1 Meson spectrum

The simplest question one may ask regarding hadrons is how the spectrum depends on the number of colours. As already discussed, all mesons are expected to become stable particles at large N_c , and thus they may be treated as asymptotic states, rather than resonances.

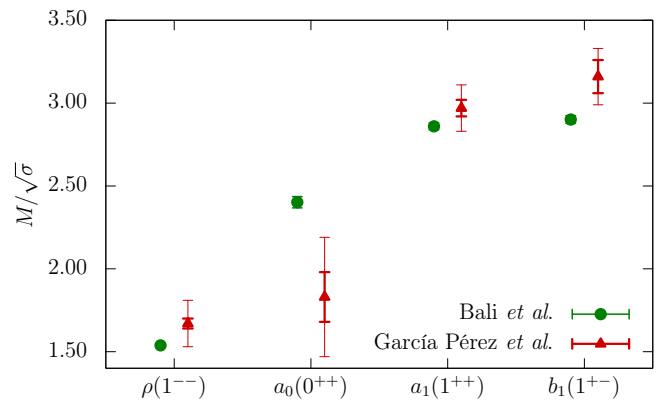


Fig. 11: Large N_c meson spectrum in different channels, with J^{PC} as provided in the x-labels. We compare the results from standard large- N_c approach from Ref. [80], to the ones obtained using the Twisted Eguchi-Kawai reduction [127]. In the case of Ref. [127], the smaller errorbars are statistical, whereas the larger ones include the systematics of chiral and continuum extrapolation.

The most extensive study of the meson spectrum was performed in Ref. [80]. It was done using the quenched approximation at a fixed lattice spacing. Although it is known that quenching alters some $1/N_c$ corrections, the strict large N_c limit is the same for both the dynamical and quenched theory (with fundamental fermions). More recently, large N_c results from reduced models [127, 128] were made public. We compare the results of the two ap-

proaches in Fig. 11. As can be seen, there is a reasonable overall agreement, with differences of at most 2σ . It must be noted that while Ref. [80] has better statistical accuracy, the results may be affected by significant discretization errors¹³. In contrast, those of Ref. [127] are in the continuum limit.

Another interesting observation is the one of Ref. [130]. The authors found that the ratio M_ρ/F_π in the chiral limit seemed independent on N_f in $N_c = 3$:

$$\left. \frac{M_\rho}{F_\pi} \right|_{N_c=3}^{N_f=2-6} = 7.95(15), \quad (47)$$

whereas at large N_c , the following result is found [80]:

$$\sqrt{\frac{N_c}{3}} \left. \frac{M_\rho}{F_\pi} \right|_{N_c \rightarrow \infty} = 7.08(10). \quad (48)$$

The comparison of the previous equation indicates that both, $1/N_c^2$ and N_f/N_c effects are rather small in this ratio. This is consistent with the result of Ref. [131], where the authors summarized the dependence on the gauge group and fermionic representation of the same quantity using all existing lattice data [80, 132–138]. They pointed out that it is almost constant up to a trivial factor that depends on the dimensionality of the fermion fields— $\sqrt{N_c}$ for $SU(N_c)$. We should also mention that the result in eq. (48) is in the ballpark of predictions from a resonance chiral theory [139].

5.2 Baryons

A series of publications have studied the scaling of baryon masses with the number of colours: first, in the quenched approximation [140, 142, 143], and more recently with dynamical quarks ($N_f = 2$) [141]. These have been carried out at a single lattice spacing. In a generic $SU(N_c)$ theory, the spin of the baryon can take half-integer for odd N_c (fermionic baryons, as in QCD), or integer values for even N_c (bosonic baryons).

It has been long known [33] that baryon masses depend on their angular momentum. This is the so-called hyperfine splitting, which for the case of two degenerate quarks takes the form:

$$M_B(N_c, J) = N_c m_0(N_c) + \frac{J(J+1)}{N_c} B + \dots, \quad (49)$$

with m_0, B being $O(N_c^0)$ constants. Note that they can have a subleading N_c dependence, for instance, for m_0 :

$$m_0 = m_0^{(0)} + \frac{m_0^{(1)}}{N_c} + \dots, \quad (50)$$

and similarly for B . Generalizations of the eq. (49) that incorporate the strange quark also exist in the literature [36, 144]. The constants in eq. (49) can be isolated by taking appropriate combinations, for instance:

$$\begin{aligned} m_0 &= \frac{1}{4N_c} [5M(N_c, 1/2) - M(N_c, 3/2)], \\ B &= \frac{3}{N_c} [M(N_c, 1/2) - M(N_c, 3/2)]. \end{aligned} \quad (51)$$

The general conclusions of Refs. [140, 142] is that the qualitative expectations of large N_c are satisfied by the data, including those of the $SU(3)$ -flavour breaking due to the strange quark. In Ref. [143], combined chiral and N_c fits of the mass and hyperfine splitting were performed, using a consistent expansion in Baryon Chiral Perturbation Theory. That study was able to constrain some of the subleading low-energy constants (LECs).

As an example, we show in Fig. 12 the scaling of m_0 and B with the number of colours for the quenched and dynamical baryons at approximately fixed Sommer scale r_1 [95] and M_π/M_ρ . As can be seen from the plots, quenched and $N_f = 2$ results for $r_1 m_0$ agree at fixed N_c , and in the large N_c extrapolation. For $r_1 B$, uncertainties are larger, and some quenching effects may be appreciated. We stress that relative discretization errors may be large, and so, this comparison must be taken as qualitative.

It is also worth mentioning that there have been lattice studies of baryons in the context of BSM physics. These have focused on studying a $SU(4)$ gauge theory with both two fundamental and two sextet fermions [145–147]. This model represents a slight simplification of the asymptotically-free composite-Higgs Ferretti model [148, 149].

5.3 Chiral and N_c dependence of light meson observables

In Ref. [66], a first-principles calculation of the N_c scaling of the low-energy couplings (LECs) of the chiral Lagrangian has been presented. The LECs are extracted from the chiral dependence of meson masses and decay constants. The lattice setup of this work is $N_f = 4$, with $O(a)$ -improved Wilson fermions in the sea, and mixed action with twisted mass in the valence. This has the advantage of automatic $O(a)$ improvement, avoiding the need of non-perturbative renormalization factors.

First the authors consider each value of N_c separately. They perform a chiral fit of the data points to extract the LO and NLO low-energy constants appearing in the NLO

¹³ A continuum extrapolation is available for $SU(7)$ [129].

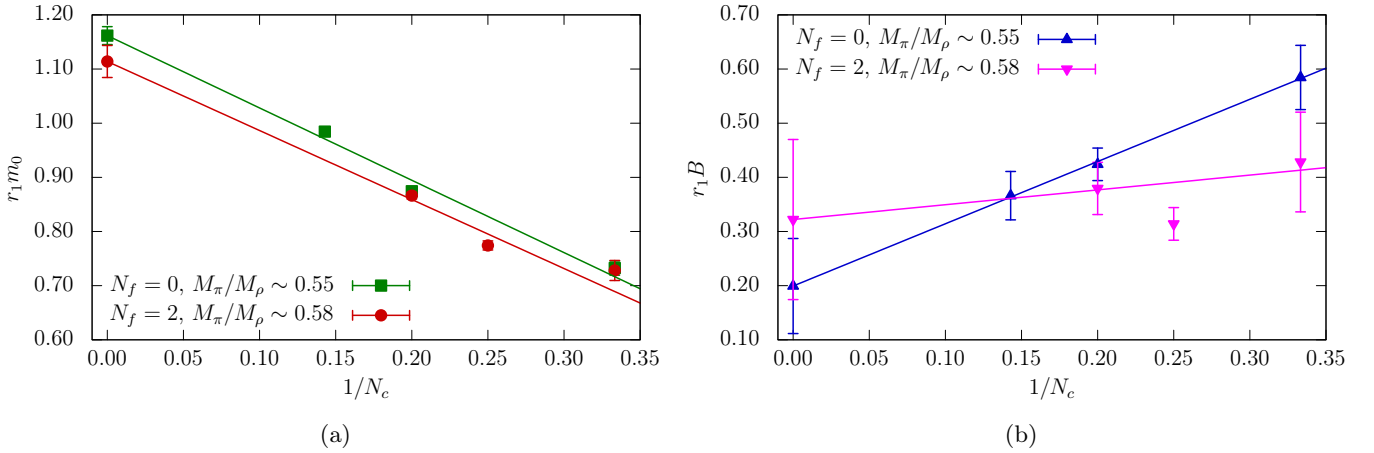


Fig. 12: $1/N_c$ -scaling of the constants $r_1 m_0$ (top) and $r_1 B$ (bottom) in eq. (49) for the quenched data in Ref. [140], and $N_f = 2$ in Ref. [141]. The simulations at different N_c have been matched at approximately fixed M_π/M_ρ .

chiral predictions [150–152] of F_π and M_π :

$$F_\pi = F \left[1 - \frac{N_f}{2} \frac{M_\pi^2}{(4\pi F_\pi)^2} \log \frac{M_\pi^2}{\mu^2} + 4 \frac{M_\pi^2}{F_\pi^2} L_F \right], \quad (52)$$

$$\frac{M_\pi^2}{\mu} = 2B \left[1 + \frac{1}{N_f} \frac{M_\pi^2}{(4\pi F_\pi)^2} \log \frac{M_\pi^2}{\mu^2} + 8 \frac{M_\pi^2}{F_\pi^2} L_M \right]. \quad (53)$$

Here, B and F are the chiral condensate¹⁴ and decay constant in the chiral limit; μ is the quark mass, and L_M, L_F are combinations the standard LEC:

$$L_F = L_5^r + N_f L_4^r, \quad L_M = 2L_8^r - L_5^r + N_f(2L_6^r - L_4^r). \quad (54)$$

The scaling with the number of colours of these quantities is known: F^2, L_5 and L_8 are $O(N_c)$, while B, L_4 and L_6 are $O(N_c^0)$. The results of these fits are shown in Figs. 13a and 13b. One can see that the scaling is well described by leading and subleading N_c corrections for $N_c = 4 - 6$, while there seems to be significant $1/N_c^2$ corrections for $N_c = 3$ in the case of F and L_F . In the case of B and L_M , there is no sign of $1/N_c^2$ effects.

As explained in sec. 2.2, the chiral regime at large N_c requires the addition of the η' , and a combined power counting of the usual momentum/mass expansion with that in $1/N_c$. Using the standard power-counting [18–21, 23, 24]

$$\mathcal{O}(\delta) \sim \mathcal{O}(m_q) \sim \mathcal{O}(p^2) \sim \mathcal{O}(M_\pi^2) \sim \mathcal{O}(1/N_c), \quad (55)$$

the $\mathcal{O}(\delta^2)$ predictions are¹⁵:

$$F_\pi = \sqrt{N_c} \left(F_0 + \frac{F_1}{N_c} + \frac{F_2}{N_c^2} \right) \left[1 - \frac{N_f}{2} \frac{M_\pi^2}{(4\pi F_\pi)^2} \log \frac{M_\pi^2}{\mu^2} + 4 \frac{M_\pi^2}{F_\pi^2} \left(N_c L_F^{(0)} + L_F^{(1)} \right) + N_c^2 K_F^{(0)} \left(\frac{M_\pi^2}{F_\pi^2} \right)^2 + \mathcal{O}(\delta^3) \right], \quad (56)$$

and

$$M_\pi^2 = 2m \left(B_0 + \frac{B_1}{N_c} + \frac{B_2}{N_c^2} \right) \left[1 + \frac{1}{N_f} \frac{M_\pi^2}{(4\pi F_\pi)^2} \log \frac{M_\pi^2}{\mu^2} - \frac{1}{N_f} \frac{M_{\eta'}^2}{(4\pi F_\pi)^2} \log \frac{M_{\eta'}^2}{\mu^2} + 8 \frac{M_\pi^2}{F_\pi^2} \left(N_c L_M^{(0)} + L_M^{(1)} \right) + N_c^2 K_M^{(0)} \left(\frac{M_\pi^2}{F_\pi^2} \right)^2 + \mathcal{O}(\delta^3) \right]. \quad (57)$$

Here, $F_i, B_i, L_M^{(i)}$ and $L_F^{(i)}$ are the coefficients of the $1/N_c$ expansion of the corresponding LECs. $K_{F,M}$ are combinations of LECs that contribute at $\mathcal{O}(M_\pi^4)$.¹⁶ A global chiral fit of all N_c data to these expressions is shown in Fig. 14. The ChPT predictions seem to describe data well.

An interesting observation of Ref. [66] is that by studying the first coefficients in the $1/N_c$ expansion, one can infer the values of some quantities at different value of N_f , since the leading corrections come from fermion loops and are therefore of the form N_f/N_c (the non-planar gluonic corrections start at $1/N_c^2$). The simplest example is the decay constant in the chiral limit, whose leading N_f, N_c

¹⁴ We note that in the setup of this work, the value of the bare twisted mass can be used for chiral fits as quark mass. The resulting B is therefore also bare.

¹⁵ A technical detail in chiral fits is the choice of the renormalization scale. In Ref. [66], the choice is $\mu^2 = \frac{3}{N_c} (4\pi F_\pi)^2$.

¹⁶ For further details see [153].

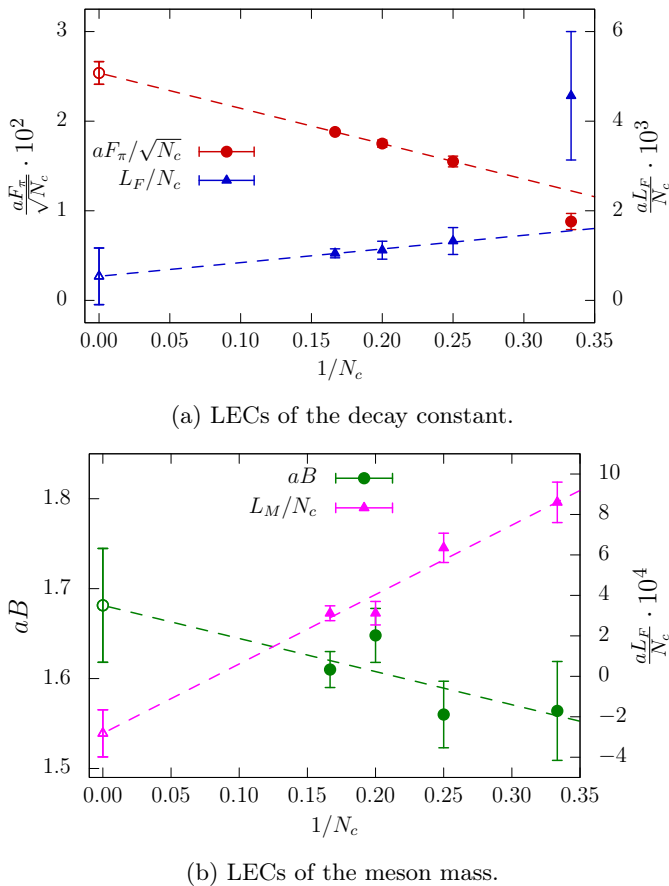


Fig. 13: $1/N_c$ scaling of the LO and NLO low-energy constants extracted from fits to eqs. (52) and (53) at a fixed value of N_c . Source: Ref. [66].

dependence is:

$$\frac{F}{\sqrt{N_c}} = F_0 + \tilde{F}_1 \frac{N_f}{N_c} + \dots \quad (58)$$

Since \tilde{F}_1 is trivially related by a factor N_f to one of the fit parameters in eq. (57), the authors are able to quote inferred results for $N_f = 2$ and 3:

$$\begin{aligned} F^{N_c=3, N_f=2} &= 81(7) \text{ MeV}, \\ F^{N_c=3, N_f=3} &= 68(7) \text{ MeV}, \end{aligned} \quad (59)$$

which are in good agreement with phenomenological and lattice determinations—see Ref. [154]. The same strategy is followed for the LECs, and the chiral condensate.

We should also mention that the chiral behaviour of F_π in $N_f = 2$ simulations (and the equivalent for vector meson) was also studied in Ref. [141], albeit no chiral fits were performed.

Another quantity that may be explored are meson scattering amplitudes. Although they vanish in the exact large N_c limit, it is interesting to study the subleading N_c behaviour, and the interplay with the quark mass depen-

dence. For instance, the isospin-2 leading order ChPT prediction is¹⁷

$$M_\pi a_0^{I=2} = \frac{M_\pi^2}{16\pi F_\pi^2} \sim O\left(\frac{1}{N_c}\right), \quad (60)$$

that is consistent with the N_c -scaling discussed in sec. 2.2.

In finite volume, scattering amplitudes may be obtained with the Lüscher formalism [155], and generalizations thereof (see Ref. [156] for a review). In the so-called threshold (or $1/L$) expansion, valid for weakly interacting systems, it is possible to relate the finite-volume energy shift of the two-particle ground state to the scattering length by to the scattering length, see Ref. [155].

Recently, preliminary results for the isospin-2 scattering length at $N_c = 3 - 6$ have been presented [157]. As N_c grows, two different effects compete. The signal for the energy shift becomes weaker as the scattering length decreases, but the statistical error gets reduced as a result of the increase of gluonic degrees of freedom. In Ref. [157] $a_0^{I=2}$ at $N_c > 3$ was obtained with good accuracy, and a remarkable agreement with leading order ChPT [see eq. (60)] was found.

Additional channels, such as the isospin-0 (σ) channel may represent an interesting problem to study in the large N_c context. It has been argued that the N_c -scaling may shed light on the nature of the σ resonance [158–161]. Another very interesting application would be the study of tetraquarks with different flavour content in the planar limit [39, 40].

Finally, we should mention the results for the ρ ¹⁸ and the isospin-2 channels in $SU(2)$ [162, 163]. Note that in this case the symmetry breaking pattern for $N_c = 2$ is different than the one in $N_c > 3$, and so effective field theory expectations differ.

5.4 Topological susceptibility with dynamical quarks

The topological susceptibility is an observable that has a very different behaviour in the pure Yang-Mills theory and in QCD with light quarks. In the former, discussed in sec. 4.3, χ_{YM} depends only weakly in the number of colours; whereas in the latter, it vanishes in the chiral limit for all values of N_c . It has been predicted [18, 164, 165] that the topological susceptibility mass-dependence is as follows:

$$\frac{1}{\chi(M_\pi)} = \frac{2N_f}{F_\pi^2 M_\pi^2} + \frac{1}{\chi_{YM}}. \quad (61)$$

In the previous equation, the pure gauge (quenched) limit is achieved by letting $M_\pi \rightarrow \infty$, whereas at small pion mass, one simply has $\chi(M_\pi) \propto M_\pi^2$.

¹⁷ For the scattering length, we are using the convention $k \cot \delta_0 = -1/a_0 + O(k^2)$.

¹⁸ The ρ resonance has been treated as a stable state in Refs. [80, 130, 141]. This is rigorous for heavier pion masses, but implies systematic errors for lighter pions.

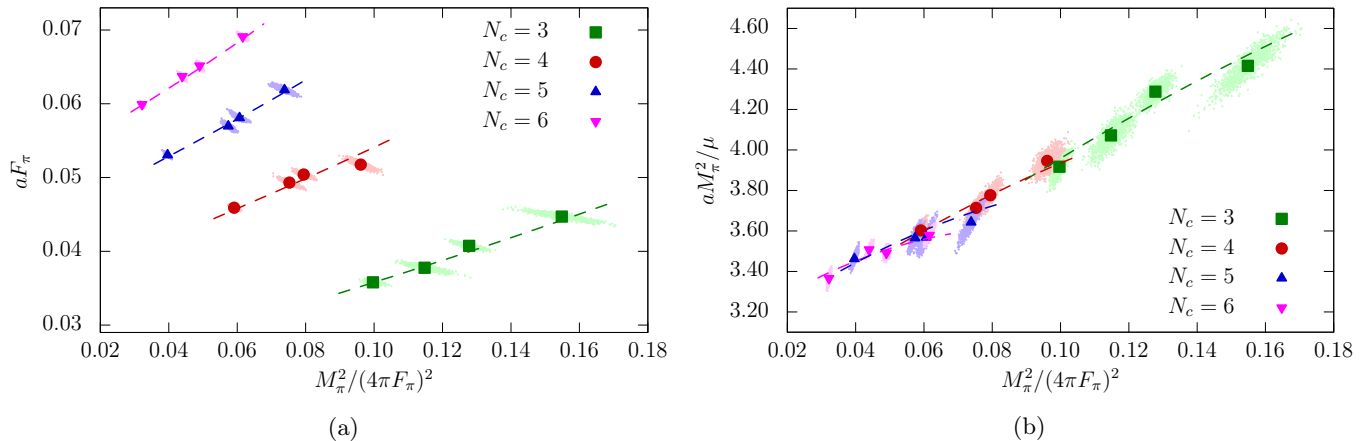


Fig. 14: Simultaneous chiral and N_c fits of the decay constant (left) and the pion mass (right). Bootstrap samples are shown as “clouds” around the central value. The fit equations are linearized versions of eqs. (58) and (57). More detail on the fitting strategy is given in the original article, Ref. [66].

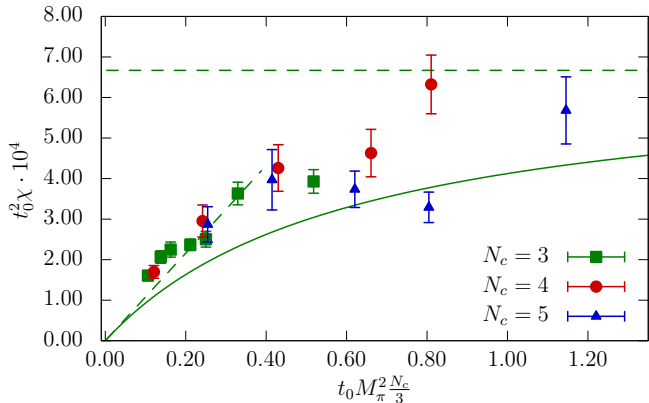


Fig. 15: Topological susceptibility as a function of the pion mass in $N_f = 2$ QCD. The solid line is the functional form in eq. (61), using the continuum results of Refs. [116, 166]. The dashed lines are the expectations in the two regimes (quenched and light pions). The various coloured points are the results of Ref. [167] with $N_c = 3 - 5$.

The topological susceptibility with dynamical fermions has been studied for $N_c = 3$ [166, 168–170]. The most recent result [166], includes a continuum limit extrapolation. In the present year, a “pilot study” with varying $N_c = 3 - 5$ [167] was also published.

Combining the results in the Yang-Mills theory [116], with the $N_f = 2$ ones [166] one can produce an interpolating curve between the two regimes based on eq. (61). This can be compared to the results of Ref. [167] with $N_c = 3 - 5$. As can be seen, qualitative (but not quantitative) agreement is observed. One possibility to explain the disagreement are discretization effects, which were found in Ref. [166] to be relevant with the Wilson fermionic action. Finite volume effects may also be significant in Ref. [167].

5.5 The $\Delta I = 1/2$ rule

In the last few years, impressive progress has been achieved in the lattice determination of the $K \rightarrow \pi\pi$ amplitudes, and the related CP violation observable ϵ'/ϵ [42–46]. The $\Delta I = 1/2$ enhancement seems to be reproduced by the latest simulations at the physical point in 2 + 1 simulations with a heavy charm [46].

In an earlier work [42], an analysis of the various contributions to $K \rightarrow \pi\pi$ suggested that the main source of the enhancement comes from the current-current operators, eqs. (26). It emerges from a strong cancellation of the isospin-2 amplitude, as a result of a negative relative sign between the colour-connected and colour-disconnected contractions, which scale differently in large N_c . The scaling in N_c of these amplitudes allows therefore to disentangle the two contributions rigorously, and has been studied in Refs. [67, 171].

In these studies an old strategy [54, 55] was revisited in the context of large N_c , where a light active charm, mass-degenerate with the up quark, was included, simplifying enormously the calculation. In this scenario, only the two current-current operators, Q^\pm , fully describe the $\Delta S = 1$ transitions. A matching to $N_f = 4$ chiral perturbation theory, allows to extract the low-energy couplings, g^\pm , representing the strength of these interactions in the chiral Lagrangian, eq. (29). The couplings can be extracted from the measurement of the simpler $K \rightarrow \pi$ amplitudes, A^\pm in the chiral limit. The determination of g^\pm gives then an indirect estimate of the $K \rightarrow \pi\pi$ isospin amplitudes.

The expected large N_c scaling of the amplitudes A^\pm has been presented in eq. (34). By means of appropriate linear combinations, one can isolate the (anti-)correlated

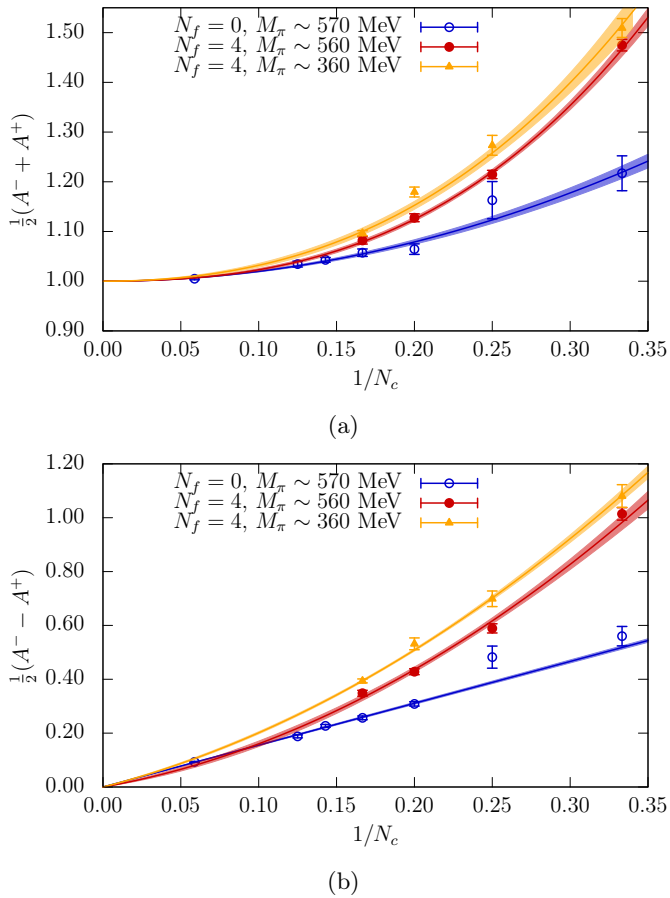


Fig. 16: Half-sum and half-difference of the amplitudes A^\pm as a function of N_c for three different cases: (i) quenched results in blue, (ii) dynamical results at a pion similar to the quenched case (red), and (iii) dynamical results at a lighter pion mass (orange). Error bars include only statistical errors. Source: Refs. [67, 171].

coefficients:

$$\frac{A^- + A^+}{2} = 1 + \tilde{c} \frac{1}{N_c^2} + \tilde{d} \frac{N_f}{N_c^3}, \quad (62)$$

$$\frac{A^- - A^+}{2} = \tilde{a} \frac{1}{N_c} + \tilde{b} \frac{N_f}{N_c^2}. \quad (63)$$

The N_c scaling of these combinations was analysed in Ref. [67] in three different scenarios: (i) quenched results ($N_f = 0$) at a heavy pion mass ~ 570 MeV, (ii) dynamical results ($N_f = 4$) at a heavy pion mass ~ 560 MeV, and (iii) dynamical results ($N_f = 4$) at a lighter pion mass ~ 360 MeV. This can be seen in Fig. 16 and Table 1. The main conclusion from this study is that all coefficients turned out to be of the natural size. Importantly, the sign of the \tilde{a} and \tilde{b} coefficients is the same and negative. This implies that both terms contribute to reduce the A^+ amplitude and enhance, in a correlated way, the amplitude A^- . Moreover, it can be seen that the mass dependence for the $N_f = 4$ results seems to affect mostly the coeffi-

cient \tilde{a} , and goes also in the direction of enhancing the ratio A^-/A^+ towards the chiral limit.

Half-difference				
Case	M_π	\tilde{a}	\tilde{b}	$\chi^2/\text{d.o.f.}$
$N_f = 0$	570 MeV	-1.55(2)	—	8.8/6
$N_f = 4$	560 MeV	-1.03(13)	-1.44(13)	6.6/2
$N_f = 4$	360 MeV	-1.49(15)	-1.32(18)	0.3/2

Half-sum				
Case	M_π	\tilde{c}	\tilde{d}	$\chi^2/\text{d.o.f.}$
$N_f = 0$	570 MeV	2.1(1)	—	3.5/6
$N_f = 4$	560 MeV	1.2(3)	2.2(3)	1.3/2
$N_f = 4$	360 MeV	2.4(4)	1.6(4)	3.2/2

Table 1: Summary of results for the $1/N_c$ fits to the half-sum and half-difference of the amplitudes A^\pm . Errors are only statistical.

The determination of the couplings g^\pm requires an extrapolation to the chiral limit. The ChPT prediction for these amplitudes is [172, 173]:

$$A^\pm = g^\pm \left[1 + 3 \left(\frac{M_\pi}{4\pi F_\pi} \right)^2 \log \frac{M_\pi^2}{\Lambda_\pm^2} \right]. \quad (64)$$

The chiral fits are shown in Fig. 17 for the A^+ amplitude (Fig. 17a) and the product of the two A^+A^- (Fig. 17b). The result for $N_c = 3$ is:

$$\frac{g^-}{g^+} = 22(5), \quad (65)$$

where the error is only statistical. Finally, an indirect estimate of the $K \rightarrow \pi\pi$ isospin amplitudes can be derived using the LO ChPT prediction in eq. (31), and also the NLO one derived in Ref. [67]. The final estimate of Ref. [67] for this ratio in the theory with a light charm is

$$\frac{A_0}{A_2} \Big|_{N_f=4, N_c=3} = 24(5)_{\text{stat}}(7)_{\text{sys}}. \quad (66)$$

The main conclusion from this work is that the large enhancement observed in the $\Delta I = 1/2$ rule seems consistent with coefficients in the $1/N_c$ expansion that are of the natural size, but with an important effect coming from the quark loops. In addition, the result in eq. (66) suggests that the enhancement may indeed be largely dominated by intrinsic QCD effects, and not from the intermediate scale set by the charm quark mass.

6 Concluding remarks

We have reviewed recent lattice studies of the large N_c limit of QCD. Our main focus has been the study of large

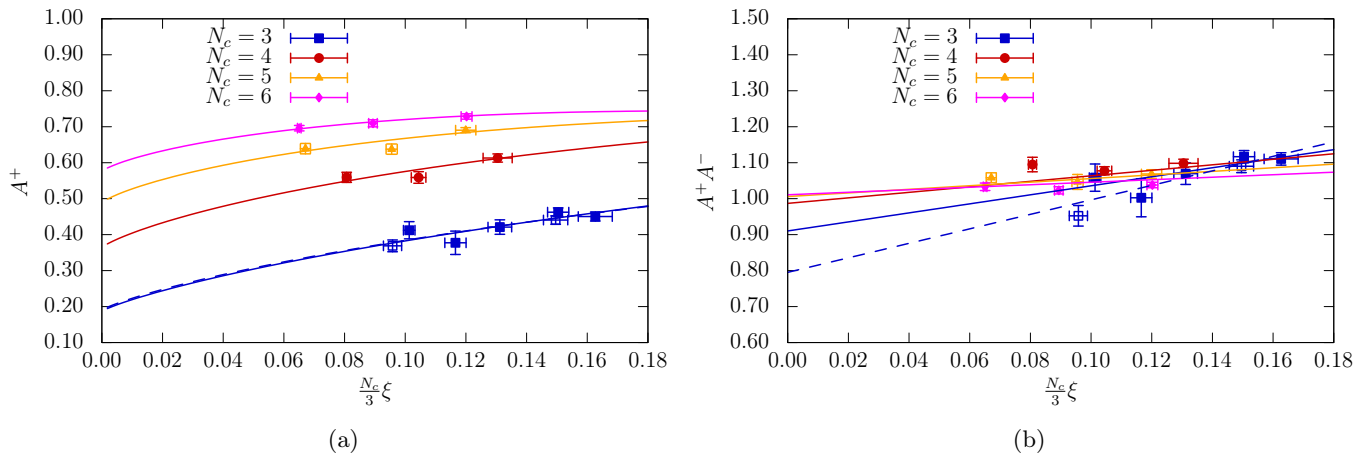


Fig. 17: Chiral extrapolation of A^+ and the product A^+A^- . Empty squares for $N_c = 3$ indicate a finer lattice spacing. Solid lines indicate a simultaneous chiral and N_c fit. Dashed lines represent the chiral extrapolation of the data points with $N_c = 3$. Source: Ref. [67],

N_c scaling of various physical quantities at zero temperature, using the conventional approach of comparing standard lattice simulations at physical volumes and increasing values of N_c . Some of the results obtained with non-standard approaches, such as the Eguchi-Kawai reduction (and variations thereof), are also included in the comparison of results.

We have presented results in pure Yang-Mills, more specifically, a non-perturbative study of factorization, the glueball spectrum and the topological susceptibility. In the case of theories with fermions, results on the meson and baryon spectrum, the chiral behaviour of meson masses and decay constants, the topological susceptibility and some preliminary results on $\pi\pi$ scattering have been reviewed. We discussed in some detail a compelling new result on the $1/N_c$ scaling of weak amplitudes related to the $\Delta I = 1/2$ rule in kaon decays.

In most of these cases, the expected scaling in N_c is confirmed. Coefficients of the natural size are found, that is $\mathcal{O}(N_c^{-1})$ relative corrections. In particular, this is found to be the case for the ratio of isospin amplitudes in kaon decays. In some cases, however, the coefficients of the subleading corrections might be significantly enhanced when leading and subleading corrections do measure different physics scales. This is for example the case when studying violations to factorization.

In this respect one interesting direction for future work is the study of meson interactions with growing N_c . This involves not only pion scattering, but also glueball interactions and potential exotic resonances, such as tetraquarks, that may prevail at large N_c .

Finally we should mention other works that we have not reviewed, for instance, Ref. [174]. A number of results at varying N_c at finite-temperature exist¹⁹ [64, 82, 84, 175–

184]. Recent lattice results with different gauge groups and fermion content can be found in [114, 185–187].

Acknowledgements

We warmly thank T. DeGrand, M. García-Pérez, M. García Vera, C. Pena, A. Ramos and R. Sommer for useful discussions.

We acknowledge support from the Generalitat Valenciana grant PROMETEO/2019/083, the European project H2020-MSCA-ITN-2019//860881-HIDDeN, and the Spanish project FPA2017-85985-P.

The work of FRL has also received funding from the EU Horizon 2020 research and innovation program under the Marie Skłodowska-Curie grant agreement No. 713673 and La Caixa Foundation (ID 100010434). FRL also acknowledges financial support from Generalitat Valenciana through the plan GenT program (CIDEGENT/2019/040).

References

1. G. 't Hooft, Nucl. Phys. **B72**, 461 (1974), [337(1973)]
2. T. Eguchi, H. Kawai, Phys. Rev. Lett. **48**, 1063 (1982)
3. E. Witten, Nucl. Phys. B **160**, 57 (1979)
4. S.R. Coleman, $1/N$, in *17th International School of Subnuclear Physics: Pointlike Structures Inside and Outside Hadrons* (1980), p. 0011
5. M.J. Teper, Phys. Rev. D **59**, 014512 (1999), hep-lat/9804008
6. M. Garcia Perez, PoS **LATTICE2019**, 276 (2020), 2001.10859

¹⁹ See Ref. [8] for a discussion of earlier results on finite-temperature at large N_c .

7. M. Panero, PoS **LATTICE2012**, 010 (2012), 1210.5510
8. B. Lucini, M. Panero, Phys. Rept. **526**, 93 (2013), 1210.4997
9. B. Lucini, Nucl. Part. Phys. Proc. **273-275**, 1657 (2016), 1412.6086
10. T. DeGrand, E.T. Neil, Phys. Rev. D **101**, 034504 (2020), 1910.08561
11. V. Drach, PoS **LATTICE2019**, 242 (2020), 2005.01002
12. G.D. Kribs, E.T. Neil, Int. J. Mod. Phys. A **31**, 1643004 (2016), 1604.04627
13. S.R. Coleman, E. Witten, Phys. Rev. Lett. **45**, 100 (1980)
14. J. Gasser, H. Leutwyler, Nucl. Phys. B **250**, 465 (1985)
15. S. Peris, E. de Rafael, Phys. Lett. B **348**, 539 (1995), hep-ph/9412343
16. G. Ecker, J. Gasser, A. Pich, E. de Rafael, Nucl. Phys. B **321**, 311 (1989)
17. A. Pich, *Colorless mesons in a polychromatic world*, in *The Phenomenology of Large $N(c)$ QCD* (2002), pp. 239–258, hep-ph/0205030
18. P. Di Vecchia, G. Veneziano, Nucl. Phys. B **171**, 253 (1980)
19. C. Rosenzweig, J. Schechter, C.G. Trahern, Phys. Rev. D **21**, 3388 (1980)
20. E. Witten, Annals Phys. **128**, 363 (1980)
21. K. Kawarabayashi, N. Ohta, Nucl. Phys. B **175**, 477 (1980)
22. H. Leutwyler, Phys. Lett. B **374**, 163 (1996), hep-ph/9601234
23. P. Herrera-Siklody, J. Latorre, P. Pascual, J. Taron, Nucl. Phys. B **497**, 345 (1997), hep-ph/9610549
24. R. Kaiser, H. Leutwyler, Eur. Phys. J. C **17**, 623 (2000), hep-ph/0007101
25. E. Witten, Nucl. Phys. B **156**, 269 (1979)
26. G. Veneziano, Nucl. Phys. B **159**, 213 (1979)
27. L. Giusti, G. Rossi, M. Testa, G. Veneziano, Nucl. Phys. B **628**, 234 (2002), hep-lat/0108009
28. E. Seiler, Phys. Lett. B **525**, 355 (2002), hep-th/0111125
29. L. Giusti, G. Rossi, M. Testa, Phys. Lett. B **587**, 157 (2004), hep-lat/0402027
30. M. Luscher, Phys. Lett. B **593**, 296 (2004), hep-th/0404034
31. L. Del Debbio, L. Giusti, C. Pica, Phys. Rev. Lett. **94**, 032003 (2005), hep-th/0407052
32. R.F. Dashen, E.E. Jenkins, A.V. Manohar, Phys. Rev. D **49**, 4713 (1994), [Erratum: Phys.Rev.D 51, 2489 (1995)], hep-ph/9310379
33. E.E. Jenkins, Phys. Lett. B **315**, 441 (1993), hep-ph/9307244
34. C. Carone, H. Georgi, S. Osofsky, Phys. Lett. B **322**, 227 (1994), hep-ph/9310365
35. R.F. Dashen, E.E. Jenkins, A.V. Manohar, Phys. Rev. D **51**, 3697 (1995), hep-ph/9411234
36. J. Dai, R.F. Dashen, E.E. Jenkins, A.V. Manohar, Phys. Rev. D **53**, 273 (1996), hep-ph/9506273
37. E. Corrigan, P. Ramond, Phys. Lett. B **87**, 73 (1979)
38. A.V. Manohar, *Large N QCD*, in *Les Houches Summer School in Theoretical Physics, Session 68: Probing the Standard Model of Particle Interactions* (1998), pp. 1091–1169, hep-ph/9802419
39. S. Weinberg, Phys. Rev. Lett. **110**, 261601 (2013)
40. M. Knecht, S. Peris, Phys. Rev. D **88**, 036016 (2013)
41. R.C. Brower, G. Maturana, M. Belen Gavela, R. Gupta, Phys. Rev. Lett. **53**, 1318 (1984)
42. P. Boyle et al. (RBC, UKQCD), Phys. Rev. Lett. **110**, 152001 (2013), 1212.1474
43. Z. Bai et al. (RBC, UKQCD), Phys. Rev. Lett. **115**, 212001 (2015), 1505.07863
44. T. Blum et al., Phys. Rev. D **91**, 074502 (2015), 1502.00263
45. N. Ishizuka, K.I. Ishikawa, A. Ukawa, T. Yoshié, Phys. Rev. D **98**, 114512 (2018), 1809.03893
46. R. Abbott et al. (RBC, UKQCD), Phys. Rev. D **102**, 054509 (2020), 2004.09440
47. M. Fukugita, T. Inami, N. Sakai, S. Yazaki, Phys. Lett. B **72**, 237 (1977)
48. R. Chivukula, J. Flynn, H. Georgi, Phys. Lett. B **171**, 453 (1986)
49. M.K. Gaillard, B.W. Lee, Phys. Rev. Lett. **33**, 108 (1974)
50. G. Altarelli, L. Maiani, Phys. Lett. **52B**, 351 (1974)
51. G. Buchalla, A.J. Buras, M.E. Lautenbacher, Rev. Mod. Phys. **68**, 1125 (1996), hep-ph/9512380
52. A. Vainshtein, V.I. Zakharov, M.A. Shifman, JETP Lett. **23**, 602 (1976)
53. W.A. Bardeen, A.J. Buras, J.M. Gerard, Nucl. Phys. **B293**, 787 (1987)
54. L. Giusti, P. Hernández, M. Laine, P. Weisz, H. Wittig, JHEP **11**, 016 (2004), hep-lat/0407007
55. L. Giusti, P. Hernández, M. Laine, C. Pena, J. Wenekers, H. Wittig, Phys. Rev. Lett. **98**, 082003 (2007), hep-ph/0607220
56. C.W. Bernard, T. Draper, A. Soni, H. Politzer, M.B. Wise, Phys. Rev. D **32**, 2343 (1985)
57. W.A. Bardeen, A.J. Buras, J.M. Gérard, Phys. Lett. **B180**, 133 (1986)
58. A.J. Buras, J.M. Gérard, W.A. Bardeen, Eur. Phys. J. C **74**, 2871 (2014), 1401.1385
59. V. Antonelli, S. Bertolini, J. Eeg, M. Fabbrichesi, E. Lashin, Nucl. Phys. B **469**, 143 (1996), hep-ph/9511255
60. V. Cirigliano, G. Ecker, H. Neufeld, A. Pich, J. Portoles, Rev. Mod. Phys. **84**, 399 (2012), 1107.6001
61. L. Del Debbio, A. Patella, C. Pica, Phys. Rev. D **81**, 094503 (2010), 0805.2058
62. L. Del Debbio, B. Lucini, A. Patella, C. Pica, A. Rago, Phys. Rev. D **80**, 074507 (2009), 0907.3896
63. B. Lucini, M. Teper, JHEP **06**, 050 (2001), hep-lat/0103027
64. B. Lucini, M. Teper, U. Wenger, JHEP **01**, 061 (2004), hep-lat/0307017
65. B. Lucini, G. Moraitis, Phys. Lett. B **668**, 226 (2008), 0805.2913
66. P. Hernández, C. Pena, F. Romero-López, Eur. Phys. J. **C79**, 865 (2019), 1907.11511

67. A. Donini, P. Hernández, C. Pena, F. Romero-López, Eur. Phys. J. **C80**, 638 (2020), 2003.10293
68. G. Bhanot, U.M. Heller, H. Neuberger, Physics Letters B **113**, 47 (1982)
69. R. Narayanan, H. Neuberger, Phys. Rev. Lett. **91**, 081601 (2003), hep-lat/0303023
70. P. Kovtun, M. Unsal, L.G. Yaffe, JHEP **06**, 019 (2007), hep-th/0702021
71. M. Unsal, L.G. Yaffe, Phys. Rev. D **78**, 065035 (2008), 0803.0344
72. A. Gonzalez-Arroyo, M. Okawa, Physics Letters B **120**, 174 (1983)
73. A. Gonzalez-Arroyo, M. Okawa, Phys. Rev. D **27**, 2397 (1983)
74. A. Gonzalez-Arroyo, M. Okawa, JHEP **12**, 106 (2014), 1410.6405
75. A. Gonzalez-Arroyo, M. Okawa, Physics Letters B **133**, 415 (1983)
76. K. Fabricius, O. Haan, Physics Letters B **139**, 293 (1984)
77. A. Gonzalez-Arroyo, M. Okawa, Phys. Lett. B **718**, 1524 (2013), 1206.0049
78. A. González-Arroyo, M. Okawa, Phys. Lett. B **755**, 132 (2016), 1510.05428
79. A. Hietanen, R. Narayanan, R. Patel, C. Prays, Phys. Lett. B **674**, 80 (2009), 0901.3752
80. G.S. Bali, F. Bursa, L. Castagnini, S. Collins, L. Del Debbio, B. Lucini, M. Panero, JHEP **06**, 071 (2013), 1304.4437
81. L. Del Debbio, H. Panagopoulos, P. Rossi, E. Vicari, JHEP **01**, 009 (2002), hep-th/0111090
82. B. Lucini, M. Teper, U. Wenger, JHEP **02**, 033 (2005), hep-lat/0502003
83. C. Allton, M. Teper, A. Trivini, JHEP **07**, 021 (2008), 0803.1092
84. B. Lucini, A. Rago, E. Rinaldi, Phys. Lett. B **712**, 279 (2012), 1202.6684
85. R. Lohmayer, H. Neuberger, JHEP **08**, 102 (2012), 1206.4015
86. M. Lüscher, JHEP **08**, 071 (2010), [Erratum: JHEP 03, 092 (2014)], 1006.4518
87. R. Sommer, PoS **LATTICE2013**, 015 (2014), 1401.3270
88. R.V. Harlander, T. Neumann, JHEP **06**, 161 (2016), 1606.03756
89. M. Bruno, R. Sommer (ALPHA), PoS **LATTICE2013**, 321 (2014), 1311.5585
90. M. Bruno, T. Korzec, S. Schaefer, Phys. Rev. D **95**, 074504 (2017), 1608.08900
91. M. Cè, M. García Vera, L. Giusti, S. Schaefer, Phys. Lett. B **762**, 232 (2016), 1607.05939
92. T. DeGrand, Phys. Rev. D **95**, 114512 (2017), 1701.00793
93. A. Bazavov et al. (MILC), Rev. Mod. Phys. **82**, 1349 (2010), 0903.3598
94. R. Sommer, Nucl. Phys. B **411**, 839 (1994), hep-lat/9310022
95. C.W. Bernard, T. Burch, K. Orginos, D. Toussaint, T.A. DeGrand, C.E. DeTar, S.A. Gottlieb, U.M. Heller, J.E. Hetrick, B. Sugar, Phys. Rev. D **62**, 034503 (2000), hep-lat/0002028
96. O. Bar, M. Golterman, Phys. Rev. D **89**, 034505 (2014), [Erratum: Phys.Rev.D 89, 099905 (2014)], 1312.4999
97. M. García Vera, R. Sommer, Eur. Phys. J. C **79**, 35 (2019), 1805.11070
98. M.F. García Vera, Ph.D. thesis, Humboldt U., Berlin (2017)
99. M. García Vera, R. Sommer, EPJ Web Conf. **175**, 11018 (2018), 1710.06057
100. B. Lucini, A. Rago, E. Rinaldi, JHEP **08**, 119 (2010), 1007.3879
101. A. Athenodorou, M. Teper (2020), 2007.06422
102. A. Soni, Y. Zhang, Phys. Rev. D **93**, 115025 (2016), 1602.00714
103. M.J. Teper (1998), hep-th/9812187
104. B. Lucini, M. Teper, U. Wenger, JHEP **06**, 012 (2004), hep-lat/0404008
105. H.B. Meyer, M.J. Teper, Phys. Lett. B **605**, 344 (2005), hep-ph/0409183
106. H.B. Meyer, Other thesis (2004), hep-lat/0508002
107. A. Amato, G. Bali, B. Lucini, PoS **LATTICE2015**, 292 (2016), 1512.00806
108. L. Del Debbio, G.M. Manca, H. Panagopoulos, A. Skouroupathis, E. Vicari, JHEP **06**, 005 (2006), hep-th/0603041
109. H.B. Meyer, JHEP **03**, 064 (2005), hep-lat/0412021
110. N. Yamanaka, H. Iida, A. Nakamura, M. Wakayama, PoS **LATTICE2019**, 013 (2019), 1911.03048
111. N. Yamanaka, H. Iida, A. Nakamura, M. Wakayama, Phys. Rev. D **102**, 054507 (2020), 1910.07756
112. N. Yamanaka, H. Iida, A. Nakamura, M. Wakayama (2019), 1910.01440
113. C. Lovelace, Nucl. Phys. B **201**, 333 (1982)
114. E. Bennett, J. Holligan, D.K. Hong, J.W. Lee, C.J.D. Lin, B. Lucini, M. Piai, D. Vadacchino, Phys. Rev. D **102**, 011501 (2020), 2004.11063
115. Bennett, J. Holligan, D.K. Hong, J.W. Lee, C.J.D. Lin, B. Lucini, M. Piai, D. Vadacchino (2020), 2010.15781
116. M. Cè, C. Consonni, G.P. Engel, L. Giusti, Phys. Rev. D **92**, 074502 (2015), 1506.06052
117. B. Lucini, M. Teper, U. Wenger, Nucl. Phys. B **715**, 461 (2005), hep-lat/0401028
118. S. Schaefer, R. Sommer, F. Virota (ALPHA), Nucl. Phys. B **845**, 93 (2011), 1009.5228
119. C. Bonanno, C. Bonati, M. D'Elia (2020), 2012.14000
120. M. Luscher, S. Schaefer, JHEP **07**, 036 (2011), 1105.4749
121. K. Cichy, E. Garcia-Ramos, K. Jansen, K. Ottnad, C. Urbach (ETM), JHEP **09**, 020 (2015), 1504.07954
122. L. Del Debbio, H. Panagopoulos, E. Vicari, JHEP **08**, 044 (2002), hep-th/0204125
123. C. Bonati, M. D'Elia, P. Rossi, E. Vicari, Phys. Rev. D **94**, 085017 (2016), 1607.06360
124. R. Kitano, N. Yamada, M. Yamazaki (2020), 2010.08810
125. C. Bonati, P. Rossi, Phys. Rev. D **99**, 054503 (2019), 1901.09830

126. C. Bonanno, C. Bonati, M. D'Elia, *JHEP* **01**, 003 (2019), 1807.11357
127. M.G. Pérez, A. González-Arroyo, M. Okawa (2020), 2011.13061
128. M.G. Pérez, A. González-Arroyo, M. Okawa, PoS **LATTICE2019**, 113 (2019), 2001.00172
129. G.S. Bali, L. Castagnini, B. Lucini, M. Panero, PoS **LATTICE2013**, 100 (2014), 1311.7559
130. D. Nogradi, L. Szikszai, *JHEP* **05**, 197 (2019), 1905.01909
131. D. Nogradi, L. Szikszai, PoS **LATTICE2019**, 237 (2019), 1912.04114
132. T. Appelquist et al. (Lattice Strong Dynamics), *Phys. Rev. D* **99**, 014509 (2019), 1807.08411
133. Z. Fodor, K. Holland, J. Kuti, S. Mondal, D. Nogradi, C.H. Wong, PoS **LATTICE2015**, 219 (2016), 1605.08750
134. V. Ayyar, T. DeGrand, M. Golterman, D.C. Hackett, W.I. Jay, E.T. Neil, Y. Shamir, B. Svetitsky, *Phys. Rev. D* **97**, 074505 (2018), 1710.00806
135. V. Drach, T. Janowski, C. Pica, *EPJ Web Conf.* **175**, 08020 (2018), 1710.07218
136. A. Amato, V. Leino, K. Rummukainen, K. Tuominen, S. Tähtinen (2018), 1806.07154
137. E. Bennett, D.K. Hong, J.W. Lee, C.J.D. Lin, B. Lucini, M. Mesiti, M. Piai, J. Rantaharju, D. Vadacchino, *Phys. Rev. D* **101**, 074516 (2020), 1912.06505
138. E. Bennett, D.K. Hong, J.W. Lee, C.J.D. Lin, B. Lucini, M. Piai, D. Vadacchino, *JHEP* **12**, 053 (2019), 1909.12662
139. T. Ledwig, J. Nieves, A. Pich, E. Ruiz Arriola, J. Ruiz de Elvira, *Phys. Rev. D* **90**, 114020 (2014), 1407.3750
140. T. DeGrand, *Phys. Rev. D* **89**, 014506 (2014), 1308.4114
141. T. DeGrand, Y. Liu, *Phys. Rev. D* **94**, 034506 (2016), [Erratum: *Phys.Rev.D* 95, 019902 (2017)], 1606.01277
142. T. DeGrand, *Phys. Rev. D* **86**, 034508 (2012), 1205.0235
143. A.C. Cordón, T. DeGrand, J. Goity, *Phys. Rev. D* **90**, 014505 (2014), 1404.2301
144. E.E. Jenkins, R.F. Lebed, *Phys. Rev. D* **52**, 282 (1995), hep-ph/9502227
145. T. Appelquist et al. (Lattice Strong Dynamics (LSD)), *Phys. Rev. D* **89**, 094508 (2014), 1402.6656
146. T. DeGrand, Y. Liu, E.T. Neil, Y. Shamir, B. Svetitsky, *Phys. Rev. D* **91**, 114502 (2015), 1501.05665
147. V. Ayyar, T. Degrand, D.C. Hackett, W.I. Jay, E.T. Neil, Y. Shamir, B. Svetitsky, *Phys. Rev. D* **97**, 114505 (2018), 1801.05809
148. G. Ferretti, D. Karateev, *JHEP* **03**, 077 (2014), 1312.5330
149. G. Ferretti, *JHEP* **06**, 142 (2014), 1404.7137
150. J. Bijnens, J. Lu, *JHEP* **11**, 116 (2009), 0910.5424
151. J. Bijnens, J. Lu, *JHEP* **03**, 028 (2011), 1102.0172
152. J. Bijnens, K. Kampf, S. Lanz, *Nucl. Phys.* **B873**, 137 (2013), 1303.3125
153. X.K. Guo, Z.H. Guo, J.A. Oller, J.J. Sanz-Cillero, *JHEP* **06**, 175 (2015), 1503.02248
154. S. Aoki et al. (Flavour Lattice Averaging Group), *Eur. Phys. J. C* **80**, 113 (2020), 1902.08191
155. M. Luscher, *Commun. Math. Phys.* **105**, 153 (1986)
156. R.A. Briceño, J.J. Dudek, R.D. Young, *Rev. Mod. Phys.* **90**, 025001 (2018), 1706.06223
157. F. Romero-López, A. Donini, P. Hernández, C. Pena, PoS **LATTICE2019**, 005 (2019), 1910.10418
158. J. Pelaez, J. Nebreda, G. Rios, *Prog. Theor. Phys. Suppl.* **186**, 113 (2010), 1007.3461
159. J. Nebreda, J. Pelaez, G. Rios, *Phys. Rev. D* **84**, 074003 (2011), 1107.4200
160. V. Bernard, M. Lage, U.G. Meissner, A. Rusetsky, *JHEP* **01**, 019 (2011), 1010.6018
161. J. Ruiz de Elvira, U.G. Meißner, A. Rusetsky, G. Schierholz, *Eur. Phys. J. C* **77**, 659 (2017), 1706.09015
162. T. Janowski, V. Drach, S. Prelovsek, PoS **LATTICE2019**, 123 (2019), 1910.13847
163. R. Arthur, V. Drach, M. Hansen, A. Hietanen, C. Pica, F. Sannino, PoS **LATTICE2014**, 271 (2014), 1412.4771
164. H. Leutwyler, A.V. Smilga, *Phys. Rev. D* **46**, 5607 (1992)
165. R. Crewther, *Phys. Lett. B* **70**, 349 (1977)
166. M. Bruno, S. Schaefer, R. Sommer (ALPHA), *JHEP* **08**, 150 (2014), 1406.5363
167. T. DeGrand, *Phys. Rev. D* **101**, 114509 (2020), 2004.09649
168. S. Durr, *Nucl. Phys. B* **611**, 281 (2001), hep-lat/0103011
169. T.W. Chiu, T.H. Hsieh, Y.Y. Mao (TWQCD), *Phys. Lett. B* **702**, 131 (2011), 1105.4414
170. S. Aoki et al. (JLQCD, TWQCD), *Phys. Lett. B* **665**, 294 (2008), 0710.1130
171. A. Donini, P. Hernández, C. Pena, F. Romero-López, *Phys. Rev. D* **94**, 114511 (2016), 1607.03262
172. P. Hernández, M. Laine, *JHEP* **10**, 069 (2006), hep-lat/0607027
173. J. Kambor, J.H. Missimer, D. Wyler, *Nucl. Phys. B* **346**, 17 (1990)
174. A. Athenodorou, M. Teper, *Phys. Lett. B* **771**, 408 (2017), 1702.03717
175. L. Del Debbio, H. Panagopoulos, E. Vicari, *JHEP* **09**, 028 (2004), hep-th/0407068
176. T. DeGrand, D.C. Hackett, E.T. Neil, PoS **LATTICE2018**, 175 (2018), 1809.00073
177. C. Bonati, M. D'Elia, H. Panagopoulos, E. Vicari, *Phys. Rev. Lett.* **110**, 252003 (2013), 1301.7640
178. S. Datta, S. Gupta, *Phys. Rev. D* **82**, 114505 (2010), 1006.0938
179. B. Bringoltz, M. Teper, *Phys. Lett. B* **628**, 113 (2005), hep-lat/0506034
180. C. Bonati, M. Cardinali, M. D'Elia, F. Mazziotti, PoS **LATTICE2019**, 084 (2019), 1912.12028
181. C. Bonati, M. Cardinali, M. D'Elia, F. Mazziotti, *Phys. Rev. D* **101**, 034508 (2020), 1912.02662
182. F. Bursa, M. Teper, *JHEP* **08**, 060 (2005), hep-lat/0505025
183. M. Panero, *Phys. Rev. Lett.* **103**, 232001 (2009), 0907.3719
184. A. Mykkanen, M. Panero, K. Rummukainen, *JHEP* **05**, 069 (2012), 1202.2762

185. J. Holligan, E. Bennett, D.K. Hong, J.W. Lee, C.J.D. Lin, B. Lucini, M. Piai, D. Vadacchino, PoS **LATTICE2019**, 177 (2019), 1912.09788
186. V. Ayyar, T. DeGrand, D.C. Hackett, W.I. Jay, E.T. Neil, Y. Shamir, B. Svetitsky, Phys. Rev. D **99**, 094502 (2019), 1812.02727
187. R. Brower et al. (Lattice Strong Dynamics) (2020), 2006.16429