

PAC-Learning for Strategic Classification

Ravi Sundaram^{*1}, Anil Vullikanti^{†2,3}, Haifeng Xu^{‡2} and Fan Yao^{§2}

¹Khoury College of Computer Science, Northeastern University, Boston, MA 02115

²Department of Computer Science, University of Virginia, Charlottesville, VA 22904

³Biocomplexity Institute and Initiative, University of Virginia, Charlottesville, VA 22904

Abstract

Machine learning (ML) algorithms may be susceptible to being gamed by individuals with knowledge of the algorithm (a.k.a. Goodhart’s law). Such concerns have motivated a surge of recent work on *strategic classification* where each data point is a self-interested agent and may strategically manipulate his features to induce a more desirable classification outcome for himself. Previous works in this space assume agents have *homogeneous* preferences and all *equally* prefer the positive label. This paper generalizes strategic classification to settings where different data points may have different preferences over the classification outcomes. Besides a richer model, this generalization allows us to include *evasion attacks* in adversarial ML also as a special case of our model where positive [resp. negative] data points prefer the negative [resp. positive] label, and thus for the first time allows strategic and adversarial learning to be studied under the same framework.

We introduce the *strategic VC-dimension* (SVC), which captures the PAC-learnability of a hypothesis class in our general strategic setup. SVC generalizes the notion of adversarial VC-dimension (AVC) introduced recently by Cullina et al. [19]. We then instantiate our framework for arguably the most basic hypothesis class, i.e., linear classifiers. We fully characterize the *statistical learnability* of linear classifiers by pinning down its SVC and the *computational tractability* by pinning down the complexity of the empirical risk minimization problem. Our bound of SVC for linear classifiers also strictly generalizes the AVC bound for linear classifiers in [19]. Finally, we briefly study the power of randomization in our strategic classification setup. We show that randomization may strictly increase the accuracy in general, but will not help in the special case of *adversarial* classification under evasion attacks.

^{*}r.sundaram@northeastern.edu

[†]vsakumar@virginia.edu

[‡]hx4ad@virginia.edu

[§]fy4bc@virginia.edu

1 Introduction

In today’s increasingly connected world, it is rare that an algorithm will act alone. When a machine learning algorithm is used to make predictions or decisions about others who have their own preferences over the learning outcomes, *gaming behaviors* may arise. This is certainly not a new observation, and has been well-known as the *Goodhart’s law*, which is why policy makers prefer to make decision and classification rules confidential [17]. However, this is not fool-proof in general since the methods can be reverse engineered in many settings. Moreover, transparency of machine learning methods is sometimes mandated by law, e.g., [24]. Gaming behaviors have been observed in a variety of domains such as finance [3], online retailing [25], education [26] as well as the recent COVID-19 pandemic [1, 4]. Such concerns have raised significant recent interests in designing learning algorithms that are robust to strategic gaming behaviors of the data sources [36, 20, 26, 16, 21, 19, 7]; the present work subscribes to this literature.

This paper focuses on the ubiquitous binary classification problem, and we look to design classification algorithms that are robust to gaming behaviors *during the test phase*. We study a strict generalization of the canonical classification setup that naturally incorporates data points’ *preferences* over classification outcomes (which leads to strategic behaviors as we will describe later). In particular, each data point is denoted as a tuple (\mathbf{x}, y, r) where \mathbf{x} and $y \in \{-1, +1\}$ are the *feature* and *label*, respectively (as in classic classification problems), and additionally, $r \in \mathbb{R}$ is a real number that describes how much this data point prefers label $+1$ over -1 . Importantly, we allow r to be negative, meaning that the data point may prefer label -1 . Let set $R \subseteq \mathbb{R}$ denote the set of all possible values that the preference value r may take. Obviously, the trivial singleton set $R = \{0\}$ corresponds to the classic classification setup without any preferences. Another special case of $R = \{1\}$ corresponds to the situation where all data points prefer label $+1$ equally. This corresponds to the strategic classification settings studied in several previous works [26, 27, 31]. Our model considers *general preference* set R . As we will prove, this much richer set of preferences may sometimes make learning more difficult, both statistically and computationally, though not always.

Similar to many works in this space [26, 21, 27, 32], our model assumes that manipulation is only possible to the data *features* and happens only during the *test* phase. Specifically, the true feature of the test data may be altered by the strategic data point. The cost of masking a true data feature \mathbf{x} to appear as a different feature \mathbf{z} is captured by a *cost function* $c(\mathbf{z}; \mathbf{x})$. Therefore, the test data point’s decision needs to balance the *cost* of altering feature and the *reward* of inducing his preferred label determined by r . As is standard in game-theoretic analysis, the training data point is assumed a rational decision maker and will choose the optimal feature \mathbf{z} to alter to. Importantly, the data point’s strategic behaviors will *not* change its true label; this is referred to as the strategic *gaming* behaviors. A relevant but crucially different type of strategic behavior is strategic *improvement*, which changes the data point’s label or intrinsic qualities [29, 31]. We refer interested readers to [31] for a in-depth discussion of the differences among these two types of behaviors.

The classification procedure goes as follows: (1) the learner computes a classifier h based on a set of *unaltered training data* $\{(\mathbf{x}_i, y_i, r_i)\}_{i=1}^n$ drawn from distribution \mathcal{D} independently; (2) the test data point (\mathbf{x}, y, r) , also drawn independently from \mathcal{D} , observes the classifier h first, and strategically responds to h by altering to feature \mathbf{z} that maximizes his quasi-linear utility $[r \cdot \mathbb{I}(h(\mathbf{z}) = 1) - c(\mathbf{z}; \mathbf{x})]$. This gives rise to a natural *Stackelberg game* between the learner (leader, she) and the test data point (follower, he). We thus adopt the standard solution concept of *Stackelberg equilibrium*, and aim to find the optimal classifier h^* for the learner that minimizes her 0-1 classification loss (equivalently, maximizes classification accuracy), assuming that any test data point sampled from \mathcal{D} will respond strategically. Note that the strategic Stackelberg equilibrium (SSE) also includes the test data point’s best-response manipulated feature \mathbf{z} to h^* , which however will be easy to compute given h^* in our setup.

The above strategic classification model is natural and well-motivated. In fact, restricted *special cases* of this model have been considered in previous works [12, 26, 19], among which two of them are most

relevant to ours. The first is the seminal work by Hardt et al. [26]. They considered a special case of our model where each test data point always, and equally, prefers label $+1$. This corresponds to our model with a special preference set $R = \{1\}$. Our setup allows general preference set R and can model *heterogeneous* preferences among data points. This largely enriches the possible strategic behaviors that can be captured by our setup. Besides motivating domains such as spam filtering and university admission considered in previous works [12, 26], a notable application domain that falls into our generalized setup, but not previous models, is the use of classification implemented by decision rules to determine who to take virus tests at the early stage of a pandemic (see. e.g., the CDC’s rule for selected COVID-19 testing [2]). In this situations, different people have different preferences of getting tests or not. Specifically, those with jobs that are easily adaptable to working from home prefer to get tested in order to know their true health status whereas those who have lower income, or do not get paid when quarantining at home, or cannot easily adapt to working from home would prefer to not get tested since a positive testing outcome may cause them to lose jobs and income [4].

The second line of works most relevant to ours is classification under evasion attacks [9, 23, 30, 19, 7]. Here also training data are assumed uncontaminated whereas each test data point (\mathbf{x}, y) will alter its feature vector within an allowable region to induce a classification label *opposite* to its true label y , i.e., the “adversarial” assumption. This turns out to be another special case of our model with $r = -y \in \{-1, 1\} = R$ for each test data point and the cost function is defined as 0 in the allowable moving region and ∞ otherwise. In a recent intriguing work, Cullina et al. [19] considered the question of probably approximately correct (PAC) learning for this classification problem with evasion attacks. They introduced the notion of adversarial VC-dimension (AVC) and proves that AVC is at most $d + 1$ for linear classifiers when the feature vector $\mathbf{x} \in \mathbb{R}^d$. In this paper, we strictly generalize the AVC to our strategic setup, which we coin *strategic VC-dimension* (SVC). We study properties of SVC, its relation to AVC, and characterize SVC for linear classifiers. Notably, we show that AVC is equivalent to SVC for the special preference set $R = \{-1, 1\}$, but with a general preference set R , SVC can be arbitrarily larger than AVC due to much richer class of strategic manipulations. Next, we elaborate our results in more details.

1.1 Our Contributions

We first introduce the novel notion of *strategic VC-dimension* $\text{SVC}(\mathcal{H}, R, c)$ which naturally captures the complexity of any hypothesis class \mathcal{H} in strategic classification setups when test data points’ strategic behaviors are induced by cost function c and preference r from set $R \subseteq \mathbb{R}^n$. We show that any strategic classification problem is agnostic PAC learnable by the empirical risk minimization paradigm with $O(\epsilon^{-2}[d \log(\frac{d}{\epsilon}) + \log(\frac{1}{\delta})])$ samples, where $d = \text{SVC}(\mathcal{H}, R, c)$ is the strategic VC dimension. Conceptually, this result illustrates that SVC correctly characterizes the learnability of the hypothesis class \mathcal{H} in our strategic setup. As mentioned previously, our strategic classification model generalizes the adversarial classification model of Cullina et al. [19]. Indeed, we show that our SVC notion also strictly generalizes the adversarial VC-dimension (AVC) introduced in [19]. We prove that AVC equals precisely $\text{SVC}(\mathcal{H}, R, c)$ for $R = \{-1, 1\}$ when the allowable region of a data point’s move in AVC is $\{\mathbf{z}; c(\mathbf{z}; \mathbf{x}) \leq 1\}$. However, for general preference set R , SVC can be arbitrarily larger than both AVC and the standard VC dimension. This illustrates that complex strategic behaviors can indeed make the learning statistically more difficult. Interestingly, to our knowledge, this is the first time that adversarial learning and strategic learning are studied under the same framework.

Next, we consider strategic classification for the widely adopted hypothesis class, *linear classifiers*. Here, features are in \mathbb{R}^d linear space and the cost function $c(\mathbf{z}; \mathbf{x})$ for any \mathbf{x} is assumed to be induced by arbitrary seminorms of the difference $\mathbf{z} - \mathbf{x}$. We distinguish between two situations which turn out to significantly affect the efficiency of learning: (1) *instance-invariant* cost function which means the cost of altering the feature \mathbf{x} to $\mathbf{x} + \Delta$ is the same for any \mathbf{x} ; (2) *instance-wise* cost function which allows the

cost from \mathbf{x} to $\mathbf{x} + \Delta$ to be different for different \mathbf{x} (note that the separable cost function considered by Hardt et al. [26] is an instance-wise cost function). Our results illustrate sharp contrast — in terms of both statistical learnability and computational tractability — between these two situations. In particular, the SVC of linear classifiers is shown to be ∞ for *instance-wise* cost functions even when features are in \mathbb{R}^2 whereas the SVC is at most $d + 1$ for *instance-independent* cost functions where features are in \mathbb{R}^d . This later result also strictly generalizes the AVC bound for linear classifiers proved in [19], and illustrates the following interesting conceptual message: though SVC can be significantly larger than AVC in general, *extending from $R = \{-1, 1\}$ (the adversarial learning setting) to an arbitrary preference set R (which corresponds to strategic learning) does not increase the strategic VC-dimension of linear classifiers.*

On the computational side, we prove that the empirical risk minimization problem for linear classifier can be solved in polynomial time when the strategic classification problem exhibits certain *adversarial* nature. In particular, we say the instance has *generally adversarial* preferences if all negative test points prefer label $+1$ (but possibly to different extents) and all positive test points prefer label -1 . A strictly relaxed situation has *essentially adversarial* references; that is, any negative test point prefers label $+1$ more than any positive test point.¹ We show that for instance-invariant cost functions, any essentially adversarial instance can be solved in polynomial time whereas for instance-wise cost functions, only generally adversarial instances can be solved in polynomial time. Moreover, we prove that these positive results are essentially the best one can hope for. Formally, the following situations, which goes slightly beyond the tractable situations above, are both NP-hard: (1) instance-invariant cost functions but general preferences; (2) instance-wise cost functions but essentially adversarial preferences.

Finally, we examine the power and limits of *randomization* in strategic classification. It is well-known that randomization does not improve classification accuracy in non-strategic settings (see, e.g., [11]). We observe that this ceases to be true in strategic classification — there are examples where randomized linear classifiers can achieve strictly better accuracy than any deterministic linear classifier (similar result is observed by Braverman and Garg [11]; see related work for more discussion). Interestingly, however, we prove that randomization does *not* improve accuracy for classification with evasion adversaries, by leveraging the special properties of the cost function in adversarial classification.

1.2 Additional Discussions on Related Works, and Comparisons

Most relevant to our paper is the recent work by Hardt et al. [26] who introduced the Stackelberg game framework to model the interaction between the learner and the test data. As mentioned previously, our model can be viewed as a strict generalization of [26] by allowing *heterogeneous* preferences over classification outcomes. Assuming a special class of *separably cost functions*, [26] proves that the optimal classifier, among all possible binary classifiers, is always a *threshold* classifier. Therefore, the assumption of separable cost functions essentially reduces the feature space to one dimension. Despite the clean characterization this assumption yields, it appears a strong and somewhat unrealistic requirement. For example, one consequence of separable cost functions is that for *any* two features \mathbf{x}, \mathbf{z} , the manipulation cost from either \mathbf{x} to \mathbf{z} or from \mathbf{z} to \mathbf{x} must be 0.² This is not realistic in reality. For example, a student with true (average school grade, SAT score) level as (85, 1500) is likely to incur cost in order to score (95, 1300) and vice versa, because different students are good at different aspects. Our model imposes less assumptions on the cost functions, except that they are induced by arbitrary semi-norms. Working with this broader and more realistic class of cost functions, we do not have the universal and simple characterization of the optimal classifier any more.

¹This is a strict generalization of generally adversarial preferences since positive points may also prefer label $+1$ in this case, but not as much as negative points.

²A cost function $c(\mathbf{z}; \mathbf{x})$ is separable if there exists two functions $c_1, c_2 : \mathcal{X} \rightarrow \mathbb{R}$ such that $c(\mathbf{z}; \mathbf{x}) = \max\{c_2(\mathbf{z}) - c_1(\mathbf{x}), 0\}$. Since $c(\mathbf{x}; \mathbf{x}) = 0$, we have $c_2(\mathbf{x}) \leq c_1(\mathbf{x})$ for any \mathbf{x} . Therefore, $c_2(\mathbf{x}) + c_2(\mathbf{z}) - c_1(\mathbf{x}) - c_1(\mathbf{z}) \leq 0$. Consequently, either $c_2(\mathbf{x}) - c_1(\mathbf{z}) \leq 0$ or $c_2(\mathbf{z}) - c_1(\mathbf{x}) \leq 0$, yielding either $c(\mathbf{z}; \mathbf{x}) = 0$ or $c(\mathbf{x}; \mathbf{z}) = 0$.

This is why we have to take the classic approach and define learnability for a hypothesis class of classifiers, captured by our novel notion of strategic VC-dimension. As an instantiation of our framework, we then study the efficient learnability, both statistically and computationally, of the ubiquitous linear classifiers.

There has been much recent interest in strategic classification. [12] is one of the first to consider the Stackelberg game formulation of strategic classification, motivated by spam filtering. They primarily focused on the optimization problem of solving the Stackelberg classification game without deriving generalization bounds. Zhang and Conitzer [44] study PAC learning for strategic classification under incentive-compatibility constraints, i.e., subject to no data points will misreport features. These two works all assume the positive labels are always and equally preferred. There has also been work on understanding the social implications of strategically robust classification [5, 32, 27]; these works show that improving the learner’s performance may lead to increased social burden and unfairness. Dong et al. [21] and Chen et al. [15] extended strategic linear classification to an online setting where the input features are not known a-priori, but instead are revealed in an online manner. They both focused on the optimization problem of regret minimization. Our setting however is in the more canonical PAC-learning setup and our objective is to design statistically and computationally efficient learning algorithms. All these aforementioned works, including the present work, consider *gaming* behaviors. A relevant but quite different line of recent works study *strategic improvements* where the manipulation does really change the inherent quality and labels [29, 31, 40, 8, 39]. The question there is mainly to design incentive mechanisms to encourage agents’ efforts or improvements.

As mentioned earlier, our model of strategic classification also strictly generalizes the problem of *adversarial classification with evasion attacks*, which has been studied in numerous applications, particularly deep learning models [9, 10, 30, 13, 23, 28, 34, 35, 37]. Our focus here however is on the theoretical side. Most relevant to our paper is the recent work by Cullina et al. [19]. They introduced the notion of adversarial VC-dimension, which we generalize in this paper. We also show the connections and differences between our strategic VC-dimension and AVC. Notably, AVC can be viewed as a special case of SVC. Moreover, we studied computational efficiency as well whereas [19] focuses only on statistical efficiency of learning. In a different work, Awasthi et al. [7] studied *computationally* efficient learning of linear classifiers under l_∞ -norm δ -ball adversarial classification. Our computational tractability results can be viewed as a generalization of their results to δ -ball induced by *arbitrary semi-norms* in adversarial classification.³

Our last technical section examines the power and limit of randomization in strategic classification. Braverman and Garg [11] recently show that randomized linear classifier can strictly improve strategic classification even in 1-dimensional feature space, when the cost function is *instance-wise*. Our results complements this finding by proving that when cost function is *instance-invariant*, randomization will not be helpful in 1-dimensional feature space, but we show it can strictly improve classification accuracy in 2-dimensional feature space. Moreover, to our knowledge, our result of showing the limit of randomization in adversarial classification is new.

Finally, going beyond classification, strategic behaviors in machine learning has received significant recent attentions, including in regression problems [36, 20, 16], distinguishing distributions [42, 43], and learning for pricing [6, 33, 41]. These are similar in spirit to us, but study a completely different set of problems using different techniques. Their results are not comparable to ours.

³Awasthi et al. [7] also studied computational tractability of learning other classes of classifiers, e.g., degree-2 polynomial threshold classifiers.

2 Model

2.1 Model Overview

Let us first give an overview of our model, which builds on and strictly generalizes [26, 32]. We consider binary classification, where each data point is a *strategic agent*, and is characterized by a tuple (\mathbf{x}, y, r) where $\mathbf{x} \in \mathcal{X}$ is the feature vector, $y \in \{+1, -1\}$ is its label, and $r \in R \subseteq \mathbb{R}$ is the data point’s (positive or negative) preference of being labeled as $+1$. A classifier is a mapping $h : \mathcal{X} \rightarrow \{+1, -1\}$. We consider strategic behaviors during the *test* phase and assume that the training data is uncontaminated. A test data point (\mathbf{x}, y, r) is strategic and may shift its feature \mathbf{x} to vector \mathbf{z} with cost $c(\mathbf{z}; \mathbf{x})$ where $c : \mathcal{X} \times \mathcal{X} \rightarrow \mathbb{R}_{\geq 0}$ is a cost function; let $\Delta_c(\mathbf{x}, r; h) \in \mathcal{X}$ denote the feature vector which maximizes the *utility* of data point (\mathbf{x}, y, r) . The goal is to compute a classifier h that has access to only the manipulated features $\Delta_c(\mathbf{x}, r; h)$ (since we do not observe the true feature \mathbf{x}), and minimize expected loss with respect to the underlying true label. Like many previous works [26, 31, 19], we focus on 0-1 loss in this paper, refer to the setting as the *strategic classification* problem, and the classifiers as *strategic classifiers*. We emphasize that the test data’s strategic behaviors do *not* change its true label, so such strategic behaviors are referred to as *gaming behaviors* while not strategic improvements (see [31] for more discussions on the differences between these two types of strategic behaviors).

Next, we discuss each component of our framework in more detail, and illustrate how it generalizes prior work on strategic classification, as well as adversarial classification.

2.2 Strategic Gaming Behaviors of Data Points

Data Points’ Preferences. Most previous works in strategic classification have assumed that each data point always equally prefer label $+1$ [26, 32]. Our model relaxes this assumption to allow each data point to have its own reward $r \in \mathbb{R}$ for being labeled as $+1$ (w.l.o.g., the reward for label -1 is normalized to 0). Importantly, we also allow r to be *negative*, which means some data points prefers to be classified as label -1 . This generalization is natural and very useful because it allows a much richer class of strategic setups. For example, it casts the adversarial/robust classification problem as a special case of our framework as well (see more discussions later). Formally, each data point is characterized by tuple (\mathbf{x}, y, r) where $\mathbf{x} \in \mathcal{X}$ is the feature vector, $y \in \{+1, -1\}$ is its label, and $r \in R \subseteq \mathbb{R}$ characterize the data point’s preference of being labeled as 1. The set R is the domain of data points’ reward preferences and captures the varieties of the preferences. Set R may be a singleton, a set of a few values, a bounded interval or the entire \mathbb{R} . We will see later that different R ’s will give rise to different classification problems studied in previous literature. A classifier is a mapping $h : \mathcal{X} \rightarrow \{+1, -1\}$. We consider strategic behaviors during the *test* phase and assume that the training data is uncontaminated.

Data Points’ Incentives and Utilities. A generic *test* data point is denoted as (\mathbf{x}, y, r) . The test data point is strategic and may shift its feature to vector \mathbf{z} with cost $c(\mathbf{z}; \mathbf{x})$ where $c : \mathcal{X} \times \mathcal{X} \rightarrow \mathbb{R}_{\geq 0}$. Though function c may be an arbitrary non-negative cost function in general, most of this paper assumes that the cost functions are induced by *seminorms*. A function $l : \mathcal{X} \rightarrow \mathbb{R}_{\geq 0}$ is a *seminorm* if it satisfies: (1) triangle inequality (a.k.a., subadditivity): $l(\mathbf{x} + \mathbf{z}) \leq l(\mathbf{x}) + l(\mathbf{z})$ for any $\mathbf{x}, \mathbf{z} \in \mathcal{X}$; and (2) homogeneity: $l(\lambda \mathbf{x}) = |\lambda|l(\mathbf{x})$ for any $\mathbf{x} \in \mathcal{X}$ and any $\lambda \in \mathbb{R}$. We will consider the following two types of cost functions, with increasing generality.

1. **Instance-invariant Cost Functions:** A cost function c is *instance-invariant* if there is a common seminorm l such that $c(\mathbf{z}; \mathbf{x}) = l(\mathbf{z} - \mathbf{x})$ for any data point (\mathbf{x}, y, r) .
2. **Instance-wise Cost Functions:** The cost function c is said to be *instance-wise* if for each data point (\mathbf{x}, y, r) , there is an seminorm $l_{\mathbf{x}}$ such that $c(\mathbf{z}; \mathbf{x}) = l_{\mathbf{x}}(\mathbf{z} - \mathbf{x})$. Notably, $l_{\mathbf{x}}$ may be different for

different data point (\mathbf{x}, y, r) . Since this is the more general situation, we also generically refer it simply as *cost functions* or *general cost functions*.

In other words, under instance-invariant cost functions, the manipulation cost of shifting the same amount of feature $\mathbf{z} - \mathbf{x}$ will be the same, but the cost of the same amount of manipulation will be different under instance-wise cost functions. Both cases have been considered in previous works. For instance, the separable cost function studied in [26] is instance-wise, and the cost function induced by a seminorm as assumed by the main theorem of [19] is instance-invariant. We shall prove later that the choice among these two types of cost functions will fundamentally affect the efficient learnability of the problem.

Given a classifier h , any self-interested test data point (\mathbf{x}, y, r) may shift its feature vector to \mathbf{z} and would like to pick the best such \mathbf{z} by solving the following optimization problem:

$$\text{Data Point Best Response: } \Delta_c(\mathbf{x}, r; h) = \arg \max_{\mathbf{z}} [\mathbb{I}(h(\mathbf{z}) = 1) \cdot r - c(\mathbf{z}; \mathbf{x})]. \quad (1)$$

where $\mathbb{I}(S)$ is the indicator function and $[\mathbb{I}(h(\mathbf{z}) = 1) \cdot r - c(\mathbf{z}; \mathbf{x})]$ is the *utility function* of data point (\mathbf{x}, y, r) . When there are multiple best responses, we will adopt the standard *worst-case* analysis, that is, the data point may choose any best response that leads to a classification result in favor of his strategic preference r if possible. We call $\Delta_c(\mathbf{x}, r; h)$ the *manipulated feature*.

2.3 The Strategic Classification (STRAC) Problem and Solution Concept

Our goal is to compute a classifier h that have access to only the manipulated feature (since we don't observe the true features) and minimize expected *0-1 loss* with respect to the underlying true distribution \mathcal{D} of (\mathbf{x}, y, r) . Adopting the standard statistical learning framework, the input to our learning task are n uncontaminated *training* data points $(\mathbf{x}_1, y_1, r_1), \dots, (\mathbf{x}_n, y_n, r_n)$ drawn independently and identically (i.i.d.) from distribution \mathcal{D} .

A STRAC problem is described by a hypothesis class \mathcal{H} , the set of preferences R and a manipulation cost function c . We thus denote it as $\text{STRAC}(\mathcal{H}, R, c)$. Given such a STRAC problem and sampled data from any distribution \mathcal{D} , we look to compute a classifier $h \in \mathcal{H}$ which minimizes a loss function. In this paper, we focus on the basic 0-1 loss function, formally defined as follows:

$$\text{Strategic 0-1 Loss of classifier } h : L_c(h; \mathcal{D}) = \Pr_{(\mathbf{x}, y, r) \sim \mathcal{D}} [h(\Delta_c(\mathbf{x}, r; h)) \neq y]. \quad (2)$$

Since the cost function c is part of the model and is fixed, we sometimes omit c when it is clear from the context and simply write $\Delta(\mathbf{x}, r; h)$ and $L(h; \mathcal{D})$ for convenience.

Solution Concept. Since the randomly sampled data point is a strategic agent, the interaction between the designer and data point forms a strategic game. The designer (of the classifier) is the leader and moves first by committing to a classifier h . The data point is an uncertain follower (\mathbf{x}, y, r) drawn from distribution \mathcal{D} . After observing the classifier h of the leader, the data point will best respond with $\Delta(\mathbf{x}, r; h)$. The designer's problem is to compute the classifier h that minimize the expected loss, i.e., minimizing $L_c(h; \mathcal{D})$ in Equation (2). This is a Stackelberg game where the standard solution concept is the Stackelberg equilibrium.⁴ Notable differences from classic Stackelberg games include: (1) here the leader commits to a pure strategy, i.e., a deterministic classifier whereas in typical Stackelberg games the leader may commit to randomized strategies; (2) the leader does not know the distribution \mathcal{D} of the follower and has to learn from samples, whereas in typical Stackelberg games with an uncertain follower the distribution \mathcal{D} is assumed to be given [18].

⁴More formally, this is called a Bayesian Stackelberg game [18] since the the designer is uncertain about the data point, which is drawn from a distribution.

2.4 Notable Special Cases.

Our strategic classification model generalizes several models studied in previous literature, which we now describe.

1. **Non-strategic Classification.** When $R = \{0\}$ only contains the trivial reward 0, and $c(\mathbf{z}; \mathbf{x}) = 0$ only when $\mathbf{x} = \mathbf{z}$, our model degenerates to the standard non-strategic setting;
2. **Strategic Classification with Homogeneous Preference.** When $R = \{1\}$ only contains a positive reward 1 (or any fixed positive real value), this is the strategic classification model studied in several previous works [26, 27, 32]. In this case, each data point has equal incentive to be classified as +1.
3. **Adversarial Classification.** When $R = \{1, -1\}$ only contain two possible rewards 1, -1 (or any two values $\delta, -\delta$), our model becomes the adversarial classification problem studied recently by [19, 7]. We will provide a more formal argument in Proposition 1, but intuitively the ball of radius 1 induced by cost function c defines the manipulation region of each data point. Each data point with positive true label has reward -1 and prefers the negative label, whereas each data point with negative true label has reward 1 and prefers the positive label.
4. **Generalized Adversarial Classification.** An interesting generalization of the above adversarial classification setting is that $r < 0$ for all data points with true label +1 and $r > 0$ for all data points with true label -1 . This captures the situation where each point has different “power” (decided by $|r|$) to play against the classifier. To our knowledge, this generalized setting has not been considered before. Our results yield efficient statistical learnability and computational tractability for this setting.

3 Strategic VC-Dimension and PAC-Learnability

3.1 Strategic VC-Dimension

In this section, we introduce the notion of *strategic VC-dimension* (SVC) to capture the behaviors of a hypothesis class in the strategic setup introduced above. We will see that the formulation of SVC generalizes both the classic VC-dimension as well as the adversarial VC-dimension introduced recently in [19]. Before formally defining SVC, we first define the shattering coefficients in strategic setups.

Definition 1 (Strategic Shattering Coefficients). *The n 'th shattering coefficient of any strategic classification problem $\text{STRAC}\langle \mathcal{H}, R, c \rangle$ is defined as*

$$\sigma_n(\mathcal{H}, R, c) = \max_{(\mathbf{x}, \mathbf{r}) \in \mathcal{X}^n \times R^n} |\{(h(\Delta_c(\mathbf{x}_1, r_1; h)), \dots, h(\Delta_c(\mathbf{x}_n, r_n; h))) : h \in \mathcal{H}\}|,$$

where $\Delta_c(\mathbf{x}_i, r_i; h)$ as defined in Equation (1) is the best response of data point (\mathbf{x}_i, r_i) to classifier h under cost function c .

That is, $\sigma_n(\mathcal{H}, R, c)$ captures the maximum number of classification behaviors/outcomes (among all choices of data points) that classifiers in \mathcal{H} can possibly induce under manipulated feature. Notably, $\sigma_n(\mathcal{H}, R, c)$ does not depend on the labels of the data points neither its distribution. Given the definition of the strategic shattering coefficients, the definition of strategic VC-dimension is standard.

Definition 2. *The Strategic VC-dimension (SVC) for any strategic classification problem $\text{STRAC}\langle \mathcal{H}, R, c \rangle$ is defined as*

$$\text{SVC}(\mathcal{H}, R, c) = \sup\{n \in \mathbb{N} : \sigma_n(\mathcal{H}, R, c) = 2^n\}. \quad (3)$$

In the case $R = \{0\}$ and cost function c is induced by any norm, SVC degenerates to the standard VC-dimension (VC). Next, we argue that SVC also generalizes the adversarial VC dimension (AVC) introduced by [19]. We refer the curious reader to Appendix 1 for a formal definition of AVC. But at a high level, AVC captures the behaviors of binary classifiers under adversarial manipulations. Such adversarial manipulations are described by a binary nearness relation $\mathcal{B} \subseteq \mathcal{X} \times \mathcal{X}$ and $(\mathbf{z}; \mathbf{x}) \in \mathcal{B}$ if and only if data point with feature \mathbf{x} can manipulate its feature to \mathbf{z} . Note that there is no direct notion of utilities or costs in adversarial classification since each data point simply tries to ruin the classifier by moving within the allowed region. Nevertheless, our next result shows that AVC with binary nearness relation \mathcal{B} always equals to SVC as long as strategic manipulations induced by the data points' incentives are the same as \mathcal{B} . To formalize our statement, we need the following consistency definition.

Definition 3. Given any binary relation \mathcal{B} and any cost function c , we say \mathcal{B}, c are r -consistent if $\mathcal{B} = \{(\mathbf{z}; \mathbf{x}) : c(\mathbf{z}; \mathbf{x}) \leq r\}$. In this case, we also say \mathcal{B} [resp. c] is r -consistent with c [resp. \mathcal{B}].

We remark that by definition any cost function c is r -consistent with the natural binary nearness relation it induces $\mathcal{B}_c = \{(\mathbf{z}; \mathbf{x}) : c(\mathbf{z}; \mathbf{x}) \leq r\}$. Conversely, any binary relation \mathcal{B} is r -consistent (for any $r > 0$) with a natural cost function that is simply an indicator function of \mathcal{B} defined as follows

$$c_{\mathcal{B}}(\mathbf{z}; \mathbf{x}) = \begin{cases} \infty, & \text{if } (\mathbf{z}; \mathbf{x}) \in \mathcal{B} \\ 0, & \text{if } (\mathbf{z}; \mathbf{x}) \notin \mathcal{B} \end{cases}. \quad (4)$$

Note that, \mathcal{B} and c may be r -consistent for infinitely many different r , as shown in the above example with \mathcal{B} and $c_{\mathcal{B}}$.

Proposition 1. For any hypothesis class \mathcal{H} and any binary nearness relation \mathcal{B} , let $\text{AVC}(\mathcal{H}, \mathcal{B})$ denote the adversarial VC-dimension defined in [19]. Suppose \mathcal{B} and c are r -consistent for some $r > 0$, then we have $\text{AVC}(\mathcal{H}, \mathcal{B}) = \text{SVC}(\mathcal{H}, \{+r, -r\}, c)$.

Proof. The adversarial VC-dimension defined in [19] relies on an auxiliary definition of *corrupted classifier* $\tilde{h} = \kappa_R(h)$ of any classifier h for the standard non-adversarial setting such that $\tilde{h}(\mathbf{x}) = h(\mathbf{x})$ if all the points in $N(\mathbf{x})$ have the same label as \mathbf{x} and otherwise, $\tilde{h}(\mathbf{x}) = \perp$. Recall that $N(\mathbf{x}) = \{\mathbf{z} \in \mathcal{X} : (\mathbf{z}; \mathbf{x}) \in \mathcal{B}\} = \{\mathbf{z} \in \mathcal{X} : c(\mathbf{z}; \mathbf{x}) \leq r\}$ denotes the set of all possible adversarial features \mathbf{x} can move to. Given this auxiliary definition, the adversarial VC-dimension is defined as $\text{AVC}(\mathcal{H}, \mathcal{B}) = \sup\{n : \sigma_n(\mathcal{F}, \mathcal{B}) = 2^n\}$, where

$$\sigma_n(\mathcal{F}, \mathcal{B}) = \max_{(\mathbf{x}, \mathbf{y}) \in \mathcal{X}^n \times \{+1, -1\}^n} |\{(f(\mathbf{x}_1, y_1; h), \dots, f(\mathbf{x}_n, y_n; h)) : h \in \mathcal{H}\}| \quad (5)$$

is the shattering coefficient, and $f(\mathbf{x}_i, y_i) = \mathbb{I}(\tilde{h}(\mathbf{x}_i) \neq y_i)$ is the *loss function* of the corrupted classifier $\tilde{h} = \kappa_R(h)$.

Since \mathcal{B} and c are r -consistent, we have $\mathcal{B} = \{(\mathbf{z}; \mathbf{x}) : c(\mathbf{z}; \mathbf{x}) \leq r\}$. Let $R = \{+r, -r\}$. We now prove the proposition by arguing

$$\sup\{n \in \mathbb{N} : \sigma_n(\mathcal{H}, R, c) = 2^n\} = \sup\{n : \sigma_n(\mathcal{F}, \mathcal{B}) = 2^n\}. \quad (6)$$

1. If $\sup\{n \in \mathbb{N} : \sigma_n(\mathcal{H}, R, c) = 2^n\} = n$, by Definition 1, there exists $(\mathbf{x}'_i, r'_i) \in \mathcal{X} \times R, i = 1, \dots, n$ such that $|\{(h(\Delta_c(\mathbf{x}'_1, r'_1; h)), \dots, h(\Delta_c(\mathbf{x}'_n, r'_n; h))) : h \in \mathcal{H}\}| = 2^n$. Since Definition 1 does not rely on the true labels of \mathbf{x}'_i , we may let the true labels of \mathbf{x}'_i be $y'_i = -r'_i/r$ for any i . In this case, each \mathbf{x}'_i 's strategic preference is against its true label, which corresponds to the loss function f in Equation (5) for the adversarial setting. Therefore, taking $(\mathbf{x}_i, y_i) = (\mathbf{x}'_i, y'_i)$ in Equation (5) gives $\sigma_n(\mathcal{F}, \mathcal{B}) = 2^n$. This implies $\sup\{n \in \mathbb{N} : \sigma_n(\mathcal{H}, R, c) = 2^n\} \leq \sup\{n : \sigma_n(\mathcal{F}, \mathcal{B}) = 2^n\}$.

2. Conversely, if $\sup\{n : \sigma_n(\mathcal{F}, \mathcal{B}) = 2^n\} = n$, from Equation (5), there exists $(\mathbf{x}_i, y_i) \in \mathcal{X} \times R, i = 1, \dots, n$ such that $|\{(f(\mathbf{x}_1, y_1), \dots, f(\mathbf{x}_n, y_n)) : f \in \mathcal{F}\}| = 2^n$. Similarly, taking $r_i = -ry_i \in R$ gives $\sigma_n(\mathcal{H}, R, c) = 2^n$, which implies $\sup\{n \in \mathbb{N} : \sigma_n(\mathcal{H}, R, c) = 2^n\} \geq \sup\{n : \sigma_n(\mathcal{F}, \mathcal{B}) = 2^n\}$.

Therefore, we have $\text{AVC}(\mathcal{H}, \mathcal{B}) = \text{SVC}(\mathcal{H}, \{+r, -r\}, c)$ for any r -consistent pair (\mathcal{B}, c) . \square

As a corollary of Proposition 1, we know that SVC is in general larger than or at least equal to AVC when the strategic behaviors it induces include \mathcal{B} . This is formalized in the following statement.

Corollary 1. *Suppose a cost function c is r -consistent with binary nearness relation \mathcal{B} and $\pm r \in R$, then we have*

$$\text{SVC}(\mathcal{H}, R, c) \geq \text{AVC}(\mathcal{H}, \mathcal{B}).$$

Proof. Since $\{+r, -r\} \subseteq \mathcal{B}$, we have $\sigma_n(\mathcal{H}, R, c) \geq \sigma_n(\mathcal{H}, \{+r, -r\}, c)$ by Definition 1. As a result, $\text{SVC}(\mathcal{H}, R, c) \geq \text{SVC}(\mathcal{H}, \{+r, -r\}, c)$. Then by applying Proposition 1 we have $\text{SVC}(\mathcal{H}, R, c) \geq \text{SVC}(\mathcal{H}, \{+r, -r\}, c) = \text{AVC}(\mathcal{H}, \mathcal{B})$. \square

Corollary 1 illustrates that for any cost function c , the SVC with a rich preference set R is generally no less than the corresponding AVC under the natural binary nearness relation that c induces. One might wonder how large their gap can be. Our next result shows that for a general R the gap between SVC and AVC can be *arbitrarily large* even in natural setups. The intrinsic reason is that a general preference set R will lead to different magnitudes of preferences (i.e., some data points strongly prefers label 1 whereas some slightly prefers it). Such variety of preferences gives rise to more strategic classification outcomes and renders the SVC larger than AVC, and sometimes significantly larger, as shown in the following proposition.

Proposition 2. *For any integer $n > 0$, there exists a hypothesis class \mathcal{H} with point classifiers, an instance-invariant metric cost function $c(\mathbf{z}; \mathbf{x})$ and preference set R such that $\text{VC}(\mathcal{H}) = \text{AVC}(\mathcal{H}, \mathcal{B}_c(r)) = 1$ for any $r \in R$, but $\text{SVC}(\mathcal{H}, R, c) = n$, where $\mathcal{B}_c(r) = \{(\mathbf{x}, \mathbf{z}) : c(\mathbf{z}; \mathbf{x}) \leq r\}$ is a natural binary nearness relation induced by c and $r > 0$.*

To prove Proposition 2, for any positive integer n we construct an instance with universe set $\mathcal{X} = [n] \cup \mathcal{S}$ where $[n] = \{1, 2, \dots, n\}$ is the set of n elements and \mathcal{S} be the power set of $[n]$, i.e., the set that contains all the subsets of $[n]$. Therefore, the sample space has size $n + 2^n$. The hypothesis class \mathcal{H} is the set of all the point classifiers with points from \mathcal{S} . We carefully design an instance-invariant metric cost function which will lead to the desired VC dimension bounds. The concrete construction and its proof are somewhat involved and we defer the details to Appendix A.

3.2 Strategic Empirical Risk Minimization (SERM)

Empirical risk minimization (ERM) is a standard algorithm for PAC learning. Likewise, we can define a similar ERM problem for strategic classification by taking into account training data's manipulation behaviors. Specifically, given any cost function c , any n uncontaminated *training* data points $(\mathbf{x}_1, y_1, r_1), \dots, (\mathbf{x}_n, y_n, r_n)$ drawn independently and identically (i.i.d.) from the same distribution \mathcal{D} , the *strategic empirical risk minimization* (SERM) problem computes a classifier $h \in \mathcal{H}$ that minimizes the empirical 0-1 loss by taking into account possible strategic manipulations of the data points. Formally, the SERM problem for strategic classification is defined as follows:

$$\text{SERM} : \quad \arg\min_{h \in \mathcal{H}} L_c(h, \{(\mathbf{x}_i, y_i, r_i)\}_{i=1}^n) = \sum_{i=1}^n \mathbb{I}[h(\Delta_c(\mathbf{x}_i, r_i; h)) \neq y_i] \quad (7)$$

where $L_c(h, \{(\mathbf{x}_i, y_i, r_i)\}_{i=1}^n)$ is the *empirical loss* (compared to the expected loss in Equation (2)). Correspondingly, we use the notation $L_c(h, \mathcal{D})$ to denote the expected risk of h under the distribution \mathcal{D} with

cost function c . Unlike the standard (non-strategic) ERM problem, the SERM problem here uses each data point's strategic response $\Delta_c(\mathbf{x}_i, r_i; h)$, as opposed to the original feature vector \mathbf{x}_i . In term of the game-theoretic solution concept, the optimal classifier $h \in \mathcal{H}$ to SERM is a Stackelberg equilibrium where the data point's distribution is the empirical distribution from n samples.

Now given the definition of strategic VC-dimension and the SERM framework, we state the sample complexity result for PAC-learning in our strategic setup:

Definition 4 (Learnability by SERM). *In a strategic classification problem $\text{STRAC}\langle \mathcal{H}, R, c \rangle$, the hypothesis class $\mathcal{H} \subseteq (\mathcal{X} \rightarrow \{+1, -1\})$ is Probably Approximately Correctly (PAC) learnable by SERM if there is a function $m_{\mathcal{H}, R, c} : (0, 1)^2 \rightarrow \mathbb{N}$ such that $\forall (\delta, \epsilon) \in (0, 1)^2$, for any $n \geq m_{\mathcal{H}, R, c}(\delta, \epsilon)$ and any distribution \mathcal{D} for (\mathbf{x}, y, r) , with at least probability $1 - \delta$, we have $L_c(h^*, \mathcal{D}) \leq \epsilon$ where h^* is a solution to the SERM problem in Equation (7). The problem is agnostic PAC learnable if $L_c(h^*, \mathcal{D}) - \inf_{h \in \mathcal{H}} L_c(h, \mathcal{D}) \leq \epsilon$.*

Theorem 1. *Any strategic classification instance $\text{STRAC}\langle \mathcal{H}, R, c \rangle$ is agnostic PAC learnable with sample complexity $m_{\mathcal{H}, R, c}(\delta, \epsilon) \leq C\epsilon^{-2}[d \log(\frac{d}{\epsilon}) + \log(\frac{1}{\delta})]$, where $d = \text{SVC}(\mathcal{H}, R, c)$ is the strategic VC-dimension and C is an absolute constant.*

Proof. Let $\mathcal{Y} = \{+1, -1\}$. Define another binary hypothesis class $\tilde{\mathcal{H}} = \{\kappa_c(h) : h \in \mathcal{H}\}$, where $\kappa_c : (\mathcal{X} \rightarrow \mathcal{Y}) \rightarrow (\mathcal{X} \times R \rightarrow \mathcal{Y})$ is a mapping such that $\kappa_c(h)(\mathbf{x}, r) = h(\Delta_c(\mathbf{x}, r; h))$, $\forall (\mathbf{x}, r) \in \mathcal{X} \times R$. Note that the input of classifier $\kappa_c(h)$ consists of both the feature vector \mathbf{x} and the preference r . Given any distribution \mathcal{D} , cost function c , and $h \in \mathcal{H}$, the strategic 0-1 loss of h is $L_c(h, \mathcal{D}) = \mathbb{E}_{(\mathbf{x}, y, r) \sim \mathcal{D}} [\mathbb{I}[\kappa_c(h)(\mathbf{x}, r) \neq y]] = L(\kappa_c(h), \mathcal{D})$, where $L(\tilde{h}, \mathcal{D})$ is the standard expected risk of the newly defined $\tilde{h} \in \tilde{\mathcal{H}}$ under the distribution \mathcal{D} in the non-strategic setting. Therefore, studying the PAC sample complexity upper bound for \mathcal{H} under the strategic setting $\langle R, c \rangle$ is equivalent to studying the sample complexity for $\tilde{\mathcal{H}}$ in the non-strategic setting. The latter problem can be addressed by employing the standard PAC learning analysis. For completeness, we outline the argument and key conclusions as follows.

Define the *loss function* derived from a classifier $\tilde{h} \in \tilde{\mathcal{H}}$ as $l_{\tilde{h}} : \mathcal{X} \times R \times \mathcal{Y} \rightarrow \{0, 1\}$ where $l_{\tilde{h}}(\mathbf{x}, r, y) = \mathbb{I}(\tilde{h}(\mathbf{x}, r) \neq y)$ is the 0-1 loss. Let $\mathcal{L} = \{l_{\tilde{h}} : \tilde{h} \in \tilde{\mathcal{H}}\}$ be the class of loss functions induced by $\tilde{\mathcal{H}}$, and denote $\mathbf{X} = (\mathbf{x}_1, \dots, \mathbf{x}_n)$, $\mathbf{r} = (r_1, \dots, r_n)$, $\mathbf{y} = (y_1, \dots, y_n)$. Following Theorem 26.5 in [38], we can derive the Rademacher complexity bound for class \mathcal{L} : with probability at least $1 - \delta$, we have

$$\mathbb{E}_{\mathcal{D}}(l^*(\mathbf{x}, r, y)) - \inf_{l \in \mathcal{L}} \mathbb{E}_{\mathcal{D}}(l(\mathbf{x}, r, y)) \leq 2R_n(\mathcal{L}(\mathbf{X}, \mathbf{r}, \mathbf{y})) + O\left(\sqrt{\frac{\log(4/\delta)}{n}}\right), \quad (8)$$

where (1) $l^* = l_{\kappa_c(h^*)}$ and h^* is a solution to the SERM problem in Equation (7) given sample $(\mathbf{X}, \mathbf{r}, \mathbf{y})$; (2) $\mathcal{L}(\mathbf{X}, \mathbf{r}, \mathbf{y}) = \{l_{\tilde{h}}(\mathbf{x}_1, r_1, y_1), \dots, l_{\tilde{h}}(\mathbf{x}_n, r_n, y_n) : l_{\tilde{h}} \in \mathcal{L}\}$; and (3) $R_n(\cdot)$ is the empirical Rademacher complexity of the family \mathcal{L} with respect to sample set $(\mathbf{X}, \mathbf{r}, \mathbf{y})$, defined as $R_n(T) = \mathbb{E}_{\mathbf{y} \sim \mathcal{Y}^n} [\frac{1}{n} \sup_{t \in T} \mathbf{y} \cdot \mathbf{t}] = \frac{1}{n2^n} \sum_{\mathbf{y} \in \mathcal{Y}^n} \sup_{t \in T} \mathbf{y} \cdot \mathbf{t}$.

By Sauer-Shelah lemma, $|\mathcal{L}(\mathbf{X}, \mathbf{r}, \mathbf{y})| \leq (\frac{en}{d})^d$. Then applying Massart lemma we can bound the Rademacher complexity by $R_n(\mathcal{L}(\mathbf{X}, \mathbf{r}, \mathbf{y})) \leq \sqrt{\frac{2d \log(en/d)}{n}}$. Plugging it into Equation (8), and note that by definition $L_c(h^*, \mathcal{D}) = \mathbb{E}_{\mathcal{D}}(l^*(\mathbf{x}, r, y))$, $\inf_{h \in \mathcal{H}} L_c(h, \mathcal{D}) = \inf_{l \in \mathcal{L}} \mathbb{E}_{\mathcal{D}}(l(\mathbf{x}, r, y))$, we have

$$\begin{aligned} L_c(h^*, \mathcal{D}) - \inf_{h \in \mathcal{H}} L_c(h, \mathcal{D}) &= \mathbb{E}_{\mathcal{D}}(l^*(\mathbf{x}, r, y)) - \inf_{l \in \mathcal{L}} \mathbb{E}_{\mathcal{D}}(l(\mathbf{x}, r, y)) \\ &\leq \sqrt{\frac{8d \log(en/d)}{n}} + \sqrt{\frac{C \log(4/\delta)}{n}} \\ &\leq 2n^{-\frac{1}{2}} \sqrt{8d \log(en/d) + C \log(4/\delta)}. \end{aligned}$$

To ensure the right-hand side is smaller than ϵ , it can be verified that a sufficient condition is to pick $n = C\epsilon^{-2}[d \log(\frac{d}{\epsilon}) + \log(\frac{1}{\delta})]$. This completes the proof. \square

4 Efficient Learnability in Strategic Linear Classification

This section studies both the *statistical* and *computational* efficiency of learning in strategic classification for one of the most natural and widely used hypothesis classes, namely, *linear classifiers*—these are defined by a hyperplane $\mathbf{w} \cdot \mathbf{x} + b = 0$, and a feature vector \mathbf{x} is classified as $+1$ if and only if $\mathbf{w} \cdot \mathbf{x} + b \geq 0$. Naturally, we will assume $\mathcal{X} \subseteq \mathbb{R}^d$ in this section. With slight abuse of notation, we sometimes call (\mathbf{w}, b) a *hyperplane* or a *linear classifier*. We use \mathcal{H}_d to denote the hypothesis set of all d -dimensional linear classifiers. For linear classifier (\mathbf{w}, b) , we have a more explicit expression for the data point's best response problem:

$$\Delta_c(x, r; \mathbf{w}, b) = \arg \max_{\mathbf{z}} [\mathbb{I}(\mathbf{w} \cdot \mathbf{z} + b \geq 0) \cdot r - c(\mathbf{z}; \mathbf{x})].$$

4.1 Strategic VC-Dimension of Linear Classifiers

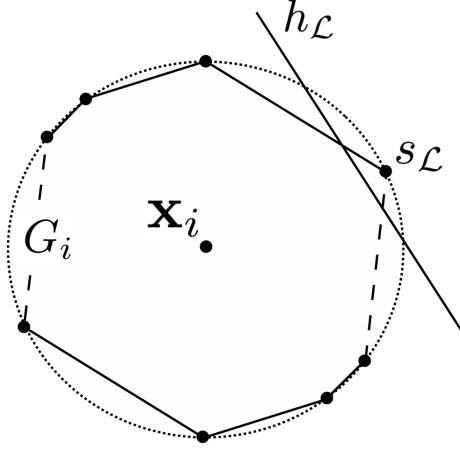
We first consider the statistical learnability by studying the strategic VC-dimension (SVC). Our first result is a negative one, showing that SVC can be unbounded in general even for linear classifiers with features in \mathbb{R}^2 (i.e., $\mathcal{X} \subset \mathbb{R}^2$) and with simple preference set $R = \{+1, -1\}$.

Theorem 2. *Consider strategic classification problem $\text{STRAC}(\mathcal{H}_d, R, c)$ where \mathcal{H}_d is the set of linear classifiers on \mathbb{R}^d . There is an instance-wise cost function c induced by norms, such that $\text{SVC}(\mathcal{H}_d, R, c) = \infty$ even when $\mathcal{X} \subset \mathbb{R}^2$ and $R = \{1\}$.*

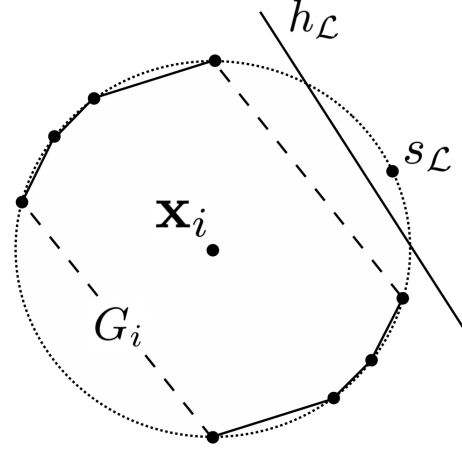
Proof. Let $\mathcal{X} = \mathbb{R}^2$, and consider the linear hypothesis class on \mathcal{X} : $\mathcal{H} = \{h = \text{sgn}(\mathbf{w} \cdot \mathbf{x} + b) : (\mathbf{w}, b) \in \mathbb{R}^3, \mathbf{x} \in \mathcal{X}\}$. We show that for any $n \in \mathbb{Z}^+$ and $R = \{+1\}$, there exist n points $\{\mathbf{x}_i\}_{i=1}^n \in \mathcal{X}^n$ and corresponding cost functions $\{c_i\}_{i=1}^n$, such that the n 'th shattering coefficients $\sigma_n(\mathcal{H}, R, \{c_i\}_{i=1}^n) = 2^n$ (see Definition 1 for σ_n). Note that the cost function is instance-wise. For convenience, here we equivalently think of it as each data point i has a different cost function c_i .

Let $\mathbf{x}_i = (0, 0), \forall i \in [n]$ be the set of data points. The main challenge of the proof is a very careful construction of the cost function for each data point. To do so, we first pick a set of 2^n different points $S = \{s_j\}_{j=1}^{2^n}$ lying on the *unit circle*, i.e., $S \subset \{(x, y) : x^2 + y^2 = 1\}$. The number 2^n is *not* arbitrarily chosen — indeed, we will map each point s_j to one of the 2^n subsets of $[n]$ in a *bijective* manner so that each s_j corresponds to a unique subset of $[n]$. What are these 2^n different points will not matter to our construction neither it matters which point is mapped to which subset so long as it is a bijection. Moreover, let $\bar{S} = \{(-x, -y) : (x, y) \in S\}$ be the set that is origin-symmetric to S such that $\bar{S} \cap S = \emptyset$. \bar{S} is chosen to “symmetrize” our construction to obtain a norm and needs not to have any interpretation. For any \mathbf{x}_i , we now define its cost function c_i through the following steps :

1. Let $S_i = \{s \subseteq [n] : i \in s\} \subset S$ contains all the 2^{n-1} subsets of $[n]$ that include the element i .
2. Let $\bar{S}_i = \{(-x, -y) : (x, y) \in S_i\} \subseteq \bar{S}$ be the set that is origin-symmetric to S_i .
3. Let G_i be the convex, origin-symmetric polygon with the vertex set being $S_i \cup \bar{S}_i$.
4. The cost function of \mathbf{x}_i is defined as $c_i(\mathbf{z}; \mathbf{x}) = \|\mathbf{x} - \mathbf{z}\|_{G_i}$, where $\|\cdot\|_{G_i} = \inf\{\epsilon \in \mathbb{R}_{\geq 0} : x \in \epsilon G_i\}$ is a norm derived from polygon G_i (note the origin-symmetry of $S_i \cup \bar{S}_i$ and thus G_i).



(a) If $i \in s_{\mathcal{L}}$, $h_{\mathcal{L}}$ intersects with G_i , and \mathbf{x}_i can manipulate its feature within G_i to cross $h_{\mathcal{L}}$.



(b) If $i \notin s_{\mathcal{L}}$, $h_{\mathcal{L}}$ and G_i are disjoint; \mathbf{x}_i cannot manipulate its feature within G_i to cross $h_{\mathcal{L}}$.

Figure 1: Given any label pattern $\mathcal{L} \in \{+1, -1\}^n$, G_i is the convex, origin-symmetric polygon associated with \mathbf{x}_i 's cost function. The linear classifier $h_{\mathcal{L}}$ is chosen to separate $s_{\mathcal{L}}$ from all other elements in $\bar{S} \cup S$ and classifies $s_{\mathcal{L}}$ as $+1$. The left/right panel shows the two situations, depending on $i \in s_{\mathcal{L}}$ or $i \notin s_{\mathcal{L}}$.

Next we show that for any label pattern $\mathcal{L} \in \{+1, -1\}^n$, there exists some linear classifier $h \in \mathcal{H}_2$ such that $(h(\Delta_{c_1}(\mathbf{x}_1, +1; h)), \dots, h(\Delta_{c_n}(\mathbf{x}_n, +1; h))) = \mathcal{L}$.

With slight abuse of notation, let $s_{\mathcal{L}} = \{i \in [n] : \mathcal{L}_i = +1\} \in S$ be the point in S that corresponds to the set of the indexes of \mathcal{L} with $\mathcal{L}_i = 1$. Let $h_{\mathcal{L}}$ be any *linear classifier* whose decision boundary intersects the unit circle centered at \mathbf{x}_i and *strictly* separates $s_{\mathcal{L}}$ from all the other elements in $S \cup \bar{S}$. We will use $h_{\mathcal{L}}$ to denote both the linear classifier and its decision boundary (i.e., a line in \mathbb{R}^2) interchangeably. Due to the convexity of G_i , such $h_{\mathcal{L}}$ must exist. We further let $h_{\mathcal{L}}$ give prediction result $+1$ for the half plane that contains $s_{\mathcal{L}}$ and -1 for the other half plane. Figure 1 illustrates the geometry of this example.

We now argue that $h_{\mathcal{L}}$ induces the given label pattern \mathcal{L} for instances $\{(\mathbf{x}_i, 1, c_i)\}_{i=1}^n$. To see this, we examine $h_{\mathcal{L}}(\Delta_{c_i}(\mathbf{x}_i, 1; h))$ for each i :

1. If $i \in s_{\mathcal{L}}$, then $s_{\mathcal{L}} \in S_i$ and \mathbf{x}_i can move to $s_{\mathcal{L}}$ with cost $c_i(s_{\mathcal{L}}; \mathbf{x}_i) < 1$. This is because G_i is convex and there exist a point \mathbf{x}'_i on $h_{\mathcal{L}}$ such that $c_i(\mathbf{x}'_i; \mathbf{x}_i) < c_i(s_{\mathcal{L}}; \mathbf{x}_i) = 1 = r_i$ (e.g., choose \mathbf{x}'_i as the intersection point of the segment $[\mathbf{x}_i, s_{\mathcal{L}}]$ and $h_{\mathcal{L}}$). Therefore, $h_{\mathcal{L}}$ will classify \mathbf{x}_i as positive. This case is shown in Figure 1a.
2. If $i \notin s_{\mathcal{L}}$, then $s_{\mathcal{L}} \notin S_i$ and G_i does not intersect $h_{\mathcal{L}}$. In this case, $h_{\mathcal{L}}(\mathbf{x}) = -1$, and moving across $h_{\mathcal{L}}$ always induces a cost strictly larger than 1. Therefore, the best response for \mathbf{x}_i is to stay put and $h_{\mathcal{L}}$ will classify \mathbf{x}_i as negative. This case is shown in Figure 1b.

Now we have shown that the n 'th shattering coefficients $\sigma_n(\mathcal{H}, \{+1, -1\}, \{c_i\}_{i=1}^n) = 2^n$. Since n can take any integer, we conclude the strategic VC-dimension in this case is $+\infty$. \square

It turns out that the major cause of the above ∞ -large SVC is the instance-wise cost functions. As a corollary, Theorem (2) also implies that the adversarial VC-dimension of [19] becomes ∞ for linear classifiers in \mathbb{R}^2 if the manipulation regions for different data points were different. Our next result shows that under instance-invariant cost functions, the SVC will behave nicely and, in fact, equal to AVC for linear classifiers despite the much richer data point manipulation behaviors. This result also strictly generalizes

the characterization of AVC by [19] for linear classifiers and shows that linear classifiers will be no harder to learn even allowing richer manipulation preferences of data points. The following technical lemma will be useful for our next few results. Its proof is standard, and is deferred to Appendix B for completeness.

Lemma 1. *For any seminorm $l : \mathbb{R}^d \rightarrow \mathbb{R}_{\geq 0}$, and the cost function $c(\mathbf{z}; \mathbf{x}) = l(\mathbf{z} - \mathbf{x})$ induced by l , the minimum manipulation cost for \mathbf{x} to move to the hyperplane $\mathbf{w} \cdot \mathbf{x} + b = 0$ is given by the following:*

$$\min_{\mathbf{x}'} \{c(\mathbf{x}'; \mathbf{x}) : \mathbf{w} \cdot \mathbf{x}' + b = 0\} = \frac{|\mathbf{w} \cdot \mathbf{x} + b|}{l^*(\mathbf{w})}$$

where $l^*(\mathbf{w}) = \sup_{\mathbf{z} \in \mathcal{B}} \{\mathbf{w} \cdot \mathbf{z}\} \in \mathbb{R}_{\geq 0} \cup \{+\infty\}$, and $\mathcal{B} = \{\mathbf{z} : l(\mathbf{z}) \leq 1\}$ is the unit ball induced by l .

Theorem 3. *Consider strategic classification problem $\text{STRAC}(\mathcal{H}_d, R, c)$ where $\mathcal{H}_d : \mathbb{R}^d \rightarrow \{+1, -1\}$ is the set of binary linear classifiers. For any instance-invariant cost function induced by a seminorm l , we have $\text{SVC}(\mathcal{H}_d, R, c) = d + 1 - \dim(V_l)$ for any bounded R , where V_l is the largest linear space contained in the ball $\mathcal{B} = \{\mathbf{x} : l(\mathbf{x}) \leq 1\}$.*

In particular, if l is a norm (i.e., $l(\mathbf{x}) = 0$ iff $\mathbf{x} = 0$), then $\dim(V_l) = 0$ and $\text{SVC}(\mathcal{H}, R, c) = d + 1$.

Proof. The proof is divided into the following two parts. The first part is the more involved one.

Proof of $\text{SVC}(\mathcal{H}_d, R, c) \leq d + 1 - \dim(V_l)$:

It suffices to show that for any $n > d + 1 - \dim(V_l)$ and n data points $(\mathbf{x}_i, r_i) \in \mathbb{R}^d \times R, \forall i = 1, \dots, n$, there exists a label pattern $\mathcal{L} \in \{+1, -1\}^n$, such that for any $h \in \mathcal{H}_d$ cannot induce \mathcal{L} , i.e.,

$$(h(\Delta_c(\mathbf{x}_1, r_1; h)), \dots, h(\Delta_c(\mathbf{x}_n, r_n; h))) \neq \mathcal{L}.$$

The first step of our proof derives a succinct characterization about the classification outcome for a set of data points. For any seminorm l , it is known the set $\mathcal{B} = \{x : l(x) \leq 1\}$ is nonempty, closed, convex, and origin-symmetric. Let $l^*(\mathbf{w}) = \sup_{\mathbf{z} \in \mathcal{B}} \{\mathbf{w} \cdot \mathbf{z}\}$. We have $l^*(\mathbf{w}) > 0$ for all $\mathbf{w} \neq \mathbf{0}$ since $\mathbf{0}$ is an interior point of \mathcal{B} . According to Lemma 1, for any $\mathbf{x} \in \mathbb{R}^d$ and any linear classifier $h = (\mathbf{w}, b) \in \mathcal{H}_d$, the minimum manipulation cost for \mathbf{x} to move to the decision boundary of h is $|\mathbf{w} \cdot \mathbf{x} + b|/l^*(\mathbf{w})$. Note that we may w.l.o.g. restrict to \mathbf{w} 's such that $l^*(\mathbf{w}) = 1$ since the sign function $\text{sgn}(\mathbf{w} \cdot \mathbf{x} + b)$ does not change after re-scaling. For any data point $(\mathbf{x}, r) \in \mathcal{X} \times R$ and linear classifier $h \in \mathcal{H}_d$, we define the *signed* manipulation cost to the classification boundary as

$$\delta(h, \mathbf{x}) = h(\mathbf{x}) \cdot \frac{|\mathbf{w} \cdot \mathbf{x} + b|}{l^*(\mathbf{w})} = \mathbf{w} \cdot \mathbf{x} + b,$$

using the condition $l^*(\mathbf{w}) = 1$. We claim that $h(\Delta_c(\mathbf{x}, r; h)) = 2\mathbb{I}(\mathbf{w} \cdot \mathbf{x} + b \geq -r) - 1$. This follows a case analysis:

1. If $r \leq 0$, then $h(\Delta_c(\mathbf{x}, r; h)) = 1$ if and only if $h(\mathbf{x}) = 1$ and \mathbf{x} cannot move across the decision boundary of h within cost $|r| = -r$. This implies $h(\Delta_c(\mathbf{x}, r; h)) = 2\mathbb{I}(\mathbf{w} \cdot \mathbf{x} + b \geq -r) - 1$.
2. If $r > 0$, then $h(\Delta_c(\mathbf{x}, r; h)) = -1$ if and only if $h(\mathbf{x}) = -1$ and \mathbf{x} cannot move across the decision boundary of h within cost r . In this case, $h(\Delta_c(\mathbf{x}, r; h)) = -(2\mathbb{I}(-(\mathbf{w} \cdot \mathbf{x} + b) > r) - 1) = 2\mathbb{I}(\mathbf{w} \cdot \mathbf{x} + b \geq -r) - 1$. Note that the first inequality holds strictly because we assume h always gives $+1$ for those \mathbf{x} on the decision boundary.

For a set of samples (\mathbf{X}, \mathbf{r}) where $\mathbf{X} = (\mathbf{x}_1, \dots, \mathbf{x}_n), \mathbf{r} = (r_1, \dots, r_n)$, define the set of all possible vectors (over the choice of linear classifiers $(\mathbf{w}, b) \in \mathcal{H}_d$) of signed manipulation costs as

$$\mathcal{D}(\mathcal{H}_d, \mathbf{X}) = \{(\mathbf{w} \cdot \mathbf{x}_1 + b, \dots, \mathbf{w} \cdot \mathbf{x}_n + b) : h \in \mathcal{H}_d\}, \quad (9)$$

there is a $h \in \mathcal{H}_d$ that achieves a label pattern \mathcal{L} on (\mathbf{X}, \mathbf{r}) if and only if there exist an element in $D(\mathcal{H}_d, \mathbf{x}) + \mathbf{r}$ with the corresponding sign pattern \mathcal{L} .

Recall that a linear classifier is described by $(\mathbf{w}, b) \in \mathbb{R}^{d+1}$. The second step of our proof rules out “trivial” linear classifiers under strategic behaviors, and consequently allows us to work with only linear classifiers in a linear space of smaller dimension. Let $\mathcal{B} = \{\mathbf{x} : l(\mathbf{x}) \leq 1\}$ and V_l be the largest linear space contained in \mathcal{B} . We argue that it suffice to consider only linear classifiers (\mathbf{w}, b) with $\mathbf{w} \perp V_l$. This is because for any \mathbf{w} that is not orthogonal to the subspace V_l , we can find $\bar{\mathbf{z}} \in V_l$ such that $c(\bar{\mathbf{z}}; \mathbf{x}) = 0$ and $\mathbf{w} \cdot \bar{\mathbf{z}} \rightarrow \infty$ since V_l is a linear subspace. This means any data point can induce its preferred label $\text{sgn}(r)$ with 0 cost, by moving to $\bar{\mathbf{z}}$ if $\text{sgn}(r) = +$ and $-\bar{\mathbf{z}}$ otherwise. Any such linear classifier will result in the same label pattern, simply specified by $\text{sgn}(r)$. As a consequence, we only need to focus on linear classifiers (\mathbf{w}, b) with $\mathbf{w} \perp V_l$. Let $\tilde{\mathcal{H}}_d = \{(\mathbf{w}, b) : \mathbf{w} \perp V_l\}$ denote all such linear classifiers.

Next, we argue that when restricting to the non-trivial class of linear classifiers $\tilde{\mathcal{H}}_d$, the $\mathcal{D}(\tilde{\mathcal{H}}_d, \mathbf{X})$ defined in Equation (9) lies in a linear subspace with dimension at most $d + 1 - \dim(V_l)$. Consider the linear mapping $\mathcal{G}_{\mathbf{X}} : \tilde{\mathcal{H}}_d \rightarrow \mathbb{R}^n$ determined by the data features \mathbf{X} , defined as

$$\mathcal{G}_{\mathbf{X}}(\mathbf{w}, b) = (\mathbf{w} \cdot \mathbf{x}_1 + b, \dots, \mathbf{w} \cdot \mathbf{x}_n + b), \quad \forall (\mathbf{w}, b) \in \tilde{\mathcal{H}}_d.$$

Since $\mathbf{w} \perp V_l$, \mathbf{w} is from a linear subspace of $d - \dim(V_l)$. Linear mapping will not increase the dimension of the image space, therefore $\mathcal{D}(\tilde{\mathcal{H}}_d, \mathbf{X})$ lies in a space with dimension at most $d + 1 - \dim(V_l)$.

Finally, we prove that there must exist label patterns that cannot be induced by linear classifiers whenever the number of data points $n > d + 1 - \dim(V_l)$. Let $\text{span}(\mathcal{D}(\tilde{\mathcal{H}}_d, \mathbf{X}))$ denote the smallest linear space that contains $\mathcal{D}(\tilde{\mathcal{H}}_d, \mathbf{X})$. Since $\text{span}(\mathcal{D}(\tilde{\mathcal{H}}_d, \mathbf{X}))$ has dimension at most $d + 1 - \dim(V_l) < n$ but $\text{span}(\mathcal{D}(\tilde{\mathcal{H}}_d, \mathbf{X})) \subset \mathbb{R}^n$, there must exist a non-zero vector $\bar{\mathbf{u}} \in \mathbb{R}^n$ such that: (1) $\bar{\mathbf{u}} \neq \mathbf{0}$; (2) $\bar{\mathbf{u}} \perp \text{span}(\mathcal{D}(\tilde{\mathcal{H}}_d, \mathbf{X}))$ (i.e., $\bar{\mathbf{u}} \cdot \mathbf{v} = 0, \forall \mathbf{v} \in \text{span}(\mathcal{D}(\tilde{\mathcal{H}}_d, \mathbf{X}))$); and (3) $\bar{\mathbf{u}} \cdot \mathbf{r} \leq 0$ (if $\bar{\mathbf{u}} \cdot \mathbf{r} \geq 0$, simply takes its negation). Note that this implies $\bar{\mathbf{u}} \cdot \mathbf{v} \leq 0, \forall \mathbf{v} \in \text{span}(\mathcal{D}(\tilde{\mathcal{H}}_d, \mathbf{X})) + \mathbf{r}$.

We argue that the sign pattern of the vector $\bar{\mathbf{u}}$, denoted as $\text{sgn}(\bar{\mathbf{u}})$, and the sign pattern of all negatives ($\mathcal{L} = (-1, \dots, -1)$) cannot be achieved simultaneously by $\tilde{\mathcal{H}}_d$. Suppose $\text{sgn}(\bar{\mathbf{u}})$ can be achieved by $\tilde{\mathcal{H}}_d$, then there must exist $\mathbf{v}^1 \in \text{span}(\mathcal{D}(\tilde{\mathcal{H}}_d, \mathbf{X})) + \mathbf{r}$ such that $\text{sgn}(\bar{\mathbf{u}}) = \text{sgn}(\mathbf{v}^1)$ and $\bar{\mathbf{u}} \cdot \mathbf{v}^1 \leq 0$. Since $\text{sgn}(\bar{\mathbf{u}}) = \text{sgn}(\mathbf{v}^1)$ also implies $\bar{\mathbf{u}} \cdot \mathbf{v}^1 \geq 0$, we thus have $\bar{\mathbf{u}} \cdot \mathbf{v}^1 = \sum_{j=1}^n \bar{u}_j v_j^1 = 0$. We claim that there must exist j such that $\bar{u}_j > 0$. First of all, we cannot have $\bar{u}_j < 0$ for any j since that implies $v_j^1 < 0$ (only strictly less v_j^1 's will be assigned -1 pattern due to our tie breaking rule) and consequently, $\bar{\mathbf{u}} \cdot \mathbf{v}^1 < 0$, a contradiction. Also note that $\bar{\mathbf{u}} \neq \mathbf{0}$, so there exist $j \in [n]$ such that $\bar{u}_j > 0$.

Utilizing the above property of $\bar{\mathbf{u}}$, we show that the sign pattern $\mathcal{L} = (-1, \dots, -1)$ cannot be achieved by $\tilde{\mathcal{H}}_d$. Suppose, for the sake of contradiction, that this is not true. Then there exists another $\mathbf{v}^2 = (v_1^2, \dots, v_n^2) \in \text{span}(\mathcal{D}(\tilde{\mathcal{H}}_d, \mathbf{X})) + \mathbf{r}$ with all its elements being strictly negative. Now consider $\mathbf{v} = \mathbf{v}^1 - \mathbf{v}^2 \in \text{span}(\mathcal{D}(\tilde{\mathcal{H}}_d, \mathbf{X}))$, we have $\bar{\mathbf{u}} \cdot \mathbf{v} = \bar{\mathbf{u}} \cdot \mathbf{v}^1 - \bar{\mathbf{u}} \cdot \mathbf{v}^2 = 0 - \bar{\mathbf{u}} \cdot \mathbf{v}^2 > 0$. Here the inequality holds because $\bar{u}_j \geq 0, v_j^2 < 0$ for all j and there exists some j such that $\bar{u}_j > 0$. Therefore, we draw a contradiction to the fact that $\bar{\mathbf{u}} \cdot \mathbf{v} = 0$ for any $\mathbf{v} \in \text{span}(\mathcal{D}(\tilde{\mathcal{H}}_d, \mathbf{X}))$.

Now we proved that $\text{sgn}(\bar{\mathbf{u}})$ and $\mathcal{L} = (-1, \dots, -1)$ cannot be achieved simultaneously by non-trivial classifiers $\tilde{\mathcal{H}}_d$, and the only achievable sign pattern for trivial classifiers is $\text{sgn}(\mathbf{r})$. Note that $\mathbf{r} \in \text{span}(\mathcal{D}(\tilde{\mathcal{H}}_d, \mathbf{X})) + \mathbf{r}$, $\text{sgn}(\mathbf{r})$ is thus also achievable by $\tilde{\mathcal{H}}_d$. Therefore, the trivial classifiers has no contributions to the shattering coefficient, and we conclude at least one of $\text{sgn}(\bar{\mathbf{u}})$ and $\mathcal{L} = (-1, \dots, -1)$ cannot be achieved by \mathcal{H}_d .

Proof of $\text{SVC}(\mathcal{H}_d, R, c) \geq d + 1 - \dim(V_l)$:

The second step of the proof shows $\text{SVC}(\mathcal{H}, R, c) \geq d + 1 - \dim(V_l)$ by giving an explicit construction of (\mathbf{X}, \mathbf{r}) that can be shattered by \mathcal{H}_d . Let $\mathbf{x}_0 = \mathbf{0}$, and $(\mathbf{x}_1, \dots, \mathbf{x}_t)$ be a basis of the subspace orthogonal to V_l , $(\mathbf{x}_{t+1}, \dots, \mathbf{x}_d)$ be a basis of the subspace V_l , where $t = d - \dim(V_l)$.

We claim that the $t + 1 = d + 1 - \dim(V_l)$ data points in $\{0, 1, \dots, t\}$ can be shattered by \mathcal{H}_d . In particular, for any given subset $S \subseteq \{0, 1, \dots, t\}$, consider the linear system

$$\begin{cases} \mathbf{x}_i \cdot \mathbf{w}_S + b_S = 1, & \text{if } i \in S \\ \mathbf{x}_i \cdot \mathbf{w}_S + b_S = -1, & \text{if } i \leq t, \text{ and } i \notin S \\ \mathbf{x}_i \cdot \mathbf{w}_S = 0, & t + 1 \leq i \leq d. \end{cases}$$

Because $(\mathbf{x}_1, \dots, \mathbf{x}_d)$ has full rank, the solution (\mathbf{w}_S, b_S) must exist. Therefore, the half-plane $h = \mathbf{w}_S \cdot \mathbf{x} + b_S$ separates S and $\{\mathbf{x}_0, \dots, \mathbf{x}_d\}/S$. Now consider the case when each \mathbf{x}_i has a strategic preference $r_i \in R$. Since \mathbf{w}_S is chosen to be orthogonal to V_l , $\mathbf{w}_S \cdot \mathbf{x}_i$ is bounded when $\mathbf{x}_i \in \{\mathbf{z} : c(\mathbf{z}; \mathbf{x}_i) \leq r_i\}$. Let $\delta_S = \max_{0 \leq i \leq t} \{\sup\{\mathbf{w}_S \cdot (\mathbf{z} - \mathbf{x}_i) : c(\mathbf{z}; \mathbf{x}_i) \leq r_i\}\}$, and $\delta = \max(1, 2\delta_S)$. Then the data set $\{\delta \mathbf{x}_0, \dots, \delta \mathbf{x}_t\}$ can be shattered by \mathcal{H}_d for any given c, R , because the classifier $(\delta \mathbf{w}_S, \delta b_S)$ separates the subset S and the other points regardless their strategic responses. \square

4.2 Computational Tractability of Strategic Linear Classification

In this subsection, we turn our attention to the computational efficiency. It is well known that the standard ERM problem of computing the linear classifier to minimize the 0-1 loss is NP-hard in the general agnostic learning setting [22]. This implies that SERM problem is also NP-hard in the agnostic PAC setting. Our computational study thus focuses on the more interesting separable case, that is, assuming there exists a strategic linear classifier that perfectly separates all the data points. In the non-strategic case, the ERM problem can be solved easily by a linear feasibility problem.

It turns out that the presence of strategic behaviors does make the resultant SERM problem significantly more challenging. In this subsection, we show essentially tight computational tractability results — that is, the SERM problem can be solved efficiently when the strategic classification problem has some “adversarial nature” but will immediately become NP-hard even when we go slightly beyond such adversarial situations. We start by defining what we mean by “adversarial nature” of the problem.

Definition 5 (Generally/Essentially Adversarial). *For any strategic classification problem $\text{STRAC}(\mathcal{H}, R, c)$, let*

$$\min^- = \min\{r : (\mathbf{x}, y, r) \text{ with } y = -1\} \text{ and } \max^+ = \max\{r : (\mathbf{x}, y, r) \text{ with } y = +1\} \quad (10)$$

be the minimum reward among all -1 points and the maximum reward among all $+1$ points, respectively. We say the instance is generally adversarial if $\min^- \geq 0 \geq \max^+$ and is essentially adversarial if $\min^- \geq \max^+$.

In other words, an instance is generally adversarial if each data point would like to move to the opposite side of its label though with different magnitudes of preferences, and is essentially adversarial if any negative data point has a stronger preference to move to the positive side than any positive data point. Note that many natural settings are essentially adversarial, e.g., all the four examples given at the end of Section 2, including the non-strategic classification and generalized adversarial classification.

Our first main result of this section (Theorem 4) shows that when the strategic classification problem has the adversarial nature, the strategic classification problem can be solved efficiently. The second main result Theorem 5 shows that the problem becomes NP-hard once we go slightly beyond the adversarial environments identified in Theorem 4. These results show that the computational tractability of strategic classification is primarily governed by the preference set R . Interestingly, this is in contrast to the statistical learnability results in Theorem (2) and (3) where the preference set R did not play much role. It is also worthwhile to point out that analogous phenomenon is observed in classical game theory literature as well. For example, two-player zero-sum bi-matrix games are efficiently solvable by linear programming due to the

celebrated minimax theorem by von Neumann, whereas solving two-player general-sum bi-matrix games is computationally intractable as shown in a seminal work by [14].

Theorem 4. *Suppose the strategic classification problem is linearly separable, then the SERM problem for linear classifiers can be efficiently solved in polynomial time in the following two situations:*

1. *The problem is essentially adversarial ($\min^- \geq \max^+$) and the cost function is instance-invariant and induced by a seminorm.*
2. *The problem is generally adversarial ($\min^- \geq 0 \geq \max^+$) and the instance-wise cost function is induced by seminorms.*

Remark 1. *Theorem 4 and Theorem 3 together yield that STRAC is efficiently PAC-learnable (both statistically and computationally) in strategic linear classification when the cost function is instance-invariant and induced by any seminorm.*

Proof of Theorem 4. For any data point (\mathbf{x}, y, r) , let the manipulation cost for the data point be $c(\mathbf{z}; \mathbf{x}) = l_{\mathbf{x}}(\mathbf{z} - \mathbf{x})$ where $l_{\mathbf{x}}$ is any seminorm. Since the instance is separable, there exists a hyperplane $h : \mathbf{w} \cdot \mathbf{x} + b = 0$ that separates the given n training points $(\mathbf{x}_1, y_1, r_1), \dots, (\mathbf{x}_n, y_n, r_n)$ under strategic behaviors. The SERM problem is thus a feasibility problem, which we now formulate. Utilizing Lemma 1 about the signed distance from \mathbf{x}_i to hyperplane h under cost function $c(\mathbf{z}; \mathbf{x}_i) = l_{\mathbf{x}_i}(\mathbf{z} - \mathbf{x}_i)$, we can formulate the SERM problem under the separability assumption. Concretely, we would like to find a hyperplane $h : \mathbf{w} \cdot \mathbf{x} + b = 0$ such that it satisfies the following for any (\mathbf{x}_i, y_i, r_i) :

1. If $y_i = 1$ and $r_i \geq 0$, we must have either $\mathbf{w} \cdot \mathbf{x}_i + b \geq 0$ or $\mathbf{w} \cdot \mathbf{x}_i + b \leq 0$ and $\frac{-(\mathbf{w} \cdot \mathbf{x}_i + b)}{l_{\mathbf{x}_i}^*(\mathbf{w})} \leq r_i$;
2. If $y_i = 1$ and $r_i \leq 0$, we must have $\frac{\mathbf{w} \cdot \mathbf{x}_i + b}{l_{\mathbf{x}_i}^*(\mathbf{w})} \geq -r_i$ (this implies $\mathbf{w} \cdot \mathbf{x}_i + b \geq 0$);
3. If $y_i = -1$ and $r_i \leq 0$, we must have either $\mathbf{w} \cdot \mathbf{x}_i + b \leq 0$ or $\mathbf{w} \cdot \mathbf{x}_i + b > 0$ and $\frac{\mathbf{w} \cdot \mathbf{x}_i + b}{l_{\mathbf{x}_i}^*(\mathbf{w})} < -r_i$;
4. If $y_i = -1$ and $r_i \geq 0$, we must have $\frac{-(\mathbf{w} \cdot \mathbf{x}_i + b)}{l_{\mathbf{x}_i}^*(\mathbf{w})} > r_i$ (this implies $\mathbf{w} \cdot \mathbf{x}_i + b < 0$);

Note that we classify any point on the hyperplane as $+1$ as well, which is why the strict inequality for Case 3 and 4. Case 1 can be summarized as $\frac{\mathbf{w} \cdot \mathbf{x}_i + b}{l_{\mathbf{x}_i}^*(\mathbf{w})} \geq -r_i$. Similarly, Case 3 can be summarized as $\frac{\mathbf{w} \cdot \mathbf{x}_i + b}{l_{\mathbf{x}_i}^*(\mathbf{w})} < -r_i$. To impose the strict inequality for Case 3 and 4, we may introduce an ϵ slack variable. These observations lead to the following formulation of the SERM problem.

$$\begin{aligned}
& \text{find} && \mathbf{w}, b, \epsilon > 0 \\
& \text{subject to} && \frac{\mathbf{w} \cdot \mathbf{x}_i + b}{l_{\mathbf{x}_i}^*(\mathbf{w})} \geq -r_i, && \text{for points } (\mathbf{x}_i, y_i, r_i) \text{ with } y_i = 1. \\
& && \frac{\mathbf{w} \cdot \mathbf{x}_i + b}{l_{\mathbf{x}_i}^*(\mathbf{w})} \leq -r_i - \epsilon, && \text{for points } (\mathbf{x}_i, y_i, r_i) \text{ with } y_i = -1.
\end{aligned} \tag{11}$$

We now consider the two settings as described in the theorem statement. We first consider **Situation 1**, i.e., the essentially adversarial case with $\min^- \geq \max^+$ and an instance-invariant cost function induced by the same seminorm l , i.e., $c(\mathbf{z}; \mathbf{x}) = l(\mathbf{x} - \mathbf{z})$ for any \mathbf{x} . In this case, System (11) is equivalent to the following

$$\begin{aligned}
& \text{find} && \mathbf{w}, b, \epsilon > 0 \\
& \text{subject to} && \mathbf{w} \cdot \mathbf{x}_i + b \geq -r_i, && \text{for points } (\mathbf{x}_i, y_i, r_i) \text{ with } y_i = 1. \\
& && \mathbf{w} \cdot \mathbf{x}_i + b \leq -(r_i + \epsilon), && \text{for points } (\mathbf{x}_i, y_i, r_i) \text{ with } y_i = -1. \\
& && l^*(\mathbf{w}) = 1
\end{aligned} \tag{12}$$

This system is unfortunately not a convex feasibility problem. To solve System (12), we consider the following optimization program (OP), which is a relaxation of System (12) by relaxing the non-convex constraint $l^*(\mathbf{w}) = 1$ to the convex constraint $l^*(\mathbf{w}) \leq 1$.

$$\begin{aligned} & \text{maximize} \quad \epsilon \\ & \text{subject to} \quad \mathbf{w} \cdot \mathbf{x}_i + b \geq -r_i, \quad \text{for points } (\mathbf{x}_i, r_i) \text{ with label } 1. \\ & \quad \quad \quad \mathbf{w} \cdot \mathbf{x}_i + b \leq -r_i - \epsilon, \quad \text{for points } (\mathbf{x}_i, r_i) \text{ with label } -1. \\ & \quad \quad \quad l^*(\mathbf{w}) \leq 1 \end{aligned} \tag{13}$$

Note that OP (13) is a convex program because the objective and constraints are either linear or convex. Therefore, OP (13) can be efficiently solved in polynomial time.⁵ Note that this relaxation is not tight in general as we will show later that solving System (12) is NP-hard in general.

Our main insight is that under the assumption of $\min^- \geq \max^+$, the above relaxation is tight — i.e., there always exists an optimal solution to the above problem with $l^*(\mathbf{w}) = 1$. This solution is then a feasible solution to System (12) as well, thus completing our proof. Concretely, given any optimal solution $(\mathbf{w}^*, b^*, \epsilon^*)$ to OP (13), we construct another solution $(\bar{\mathbf{w}}, \bar{b}, \bar{\epsilon})$ as follows:

$$\bar{\mathbf{w}} = \frac{\mathbf{w}^*}{\alpha}, \quad \bar{b} = \frac{b^*}{\alpha} + \left(\frac{1}{\alpha} - 1\right) \frac{\min^- + \max^+}{2}, \quad \bar{\epsilon} = \frac{\epsilon^*}{\alpha}, \quad \text{where } \alpha = l^*(\mathbf{w}^*) \leq 1.$$

We claim that the constructed solution above remains feasible to OP (13). Note that for data point with label 1, we have: (1) $\frac{\min^- + \max^+}{2} \geq r_i$ by assumption $r_i \leq \max^+ \leq \min^-$; (2) $\mathbf{x}_i \cdot \mathbf{w}^* + b^* \geq -r_i$ by the feasibility of $(\mathbf{w}^*, b^*, \epsilon^*)$. Therefore

$$\begin{aligned} & \mathbf{x}_i \cdot \frac{\mathbf{w}^*}{\alpha} + \frac{b^*}{\alpha} \geq -\frac{r_i}{\alpha} \\ \Rightarrow & \mathbf{x}_i \cdot \frac{\mathbf{w}^*}{\alpha} + \frac{b^*}{\alpha} + \left(\frac{1}{\alpha} - 1\right) \frac{\min^- + \max^+}{2} \geq -\frac{r_i}{\alpha} + \left(\frac{1}{\alpha} - 1\right) r_i \\ \Leftrightarrow & \mathbf{x}_i \cdot \bar{\mathbf{w}} + \bar{b} \geq -r_i \end{aligned}$$

This proves that the constructed solution is feasible for data points with label 1. Similar argument using the inequality $\frac{\min^- + \max^+}{2} \leq r_i$ for any negative label data point shows that it is also feasible for negative data points. It is easy to see that the solution quality is as good as the optimal solution ϵ^* since $\alpha \leq 1$. This proves the optimality of the constructed solution.

Finally, we consider the **Situation 2** where the instance is generally adversarial, i.e, $\min^- \geq 0 \geq \max^+$. In this case, we r_i in first constraint of System (11) is always non-positive whereas r_i in second constraint is always non-negative. After basic algebraic manipulations, the SERM problem becomes the following optimization problem.

$$\begin{aligned} & \text{find} \quad \mathbf{w}, b, \epsilon > 0 \\ & \text{subject to} \quad \mathbf{w} \cdot \mathbf{x}_i + b \geq (-r_i) \cdot l_{\mathbf{x}_i}^*(\mathbf{w}), \quad \text{for points } (\mathbf{x}_i, y_i, r_i) \text{ with } r_i \leq 0. \\ & \quad \quad \quad -(\mathbf{w} \cdot \mathbf{x}_i + b) \geq (r_i + \epsilon) \cdot l_{\mathbf{x}_i}^*(\mathbf{w}), \quad \text{for points } (\mathbf{x}_i, y_i, r_i) \text{ with } r_i \geq 0. \end{aligned} \tag{14}$$

This is again not a convex feasibility problem due to the non-convex term $(r_i + \epsilon) \cdot l_{\mathbf{x}_i}^*(\mathbf{w})$, however for any fixed $\epsilon > 0$ both constraints are convex. Moreover, if the system is feasible for some $\epsilon_0 > 0$ and it is feasible for any $0 < \epsilon \leq \epsilon_0$. Therefore, we can determine the feasibility of the (convex) system for any fixed ϵ and then binary search for the feasible ϵ . Therefore, the feasibility problem in System (11) can be solved in polynomial time. \square

⁵Note that convex programs can only be solved to be within precision ϵ in $\text{poly}(1/\epsilon)$ time since it may have irrational solutions. In this case, we simply say it can be “solved” efficiently.

Our next results shows that the positive results in Theorem (4) are essentially the best one can hope for. Indeed, each of the two tractable situations in Theorem (4) becomes NP-hard if one goes slightly beyond the setups.

Theorem 5. *Suppose the strategic classification problem is linearly separable, then the SERM Problem for linear classifiers is NP-hard in the following two situations:*

1. *Preferences are arbitrary and the cost function is instant-invariant and induced by the standard l_2 norm, i.e., $c(\mathbf{z}; \mathbf{x}) = \|\mathbf{x} - \mathbf{z}\|_2^2$.*
2. *The problem is essentially adversarial ($\min^- \geq \max^+$) and the cost function is instance-wise and induced by norms.*

Proof. We start with **Situation 1**, i.e., the preferences are arbitrary but the cost function is $c(\mathbf{z}; \mathbf{x}) = \|\mathbf{x} - \mathbf{z}\|_2^2$. We will show later that the second situation can be reduced from the first. In the first situation, the feasibility problem is System (12) with l as the l_2 norm. Our reduction starts by reducing this system to the following optimization problem (OP)

$$\begin{aligned} & \text{maximize} && \|\mathbf{w}\|_2^2 \\ & \text{subject to} && \mathbf{x}_i \cdot \mathbf{w} + b \geq -r_i, && \text{for points } (\mathbf{x}_i, r_i) \text{ with label 1.} \\ & && \mathbf{x}_i \cdot \mathbf{w} + b \leq -r_i - \epsilon, && \text{for points } (\mathbf{x}_i, r_i) \text{ with label -1.} \\ & && \|\mathbf{w}\|_2^2 \leq 1 \end{aligned} \tag{15}$$

Formally, we claim that for any fixed ϵ , system (12) is feasible if and only if OP (15) has optimal objective value 1. The “if” direction is simple. That is, if OP (15) has optimal objective value 1, then the optimal solution (\mathbf{w}^*, b^*) is automatically a feasible solution to System (12) because $\|\mathbf{w}^*\|_2 = 1$. For the “only if” direction, let $(\bar{\mathbf{w}}, \bar{b})$ be any feasible solution to System (12), then it is easy to verify $\mathbf{w}^* = \frac{\bar{\mathbf{w}}}{\|\bar{\mathbf{w}}\|_2}$ and $b^* = \frac{\bar{b}}{\|\bar{\mathbf{w}}\|_2}$ must also be feasible to System (12). Moreover, it is an optimal solution to OP (15) with objective value 1, as desired.

We now prove that determining whether the optimal objective value of OP (15) equals 1 or not is NP-complete. We reduce from the following well-known NP-complete problem called the *partition problem*:

Given d positive integers c_1, \dots, c_d , decide whether there exists a subset $S \subset [d]$ such that

$$\sum_{i \in S} c_i = \sum_{i \notin S} c_i$$

We now reduce the above partition problem to solving OP (15). Given any instance of partition problem, construct the following SERM instance.

The Constructed Hard SERM Instance for Situation 1: We will have $n = 2d + 3$ data points with feature vectors from \mathbb{R}^d . For convenience, we will use \mathbf{e}_i to denote the basis vector in \mathbb{R}^d whose entries are all 0 except that the i ’th is 1. For each $i \in [d]$, there is a data point $(\mathbf{x}, y, r) = (2\sqrt{d} \cdot \mathbf{e}_i, 1, 4)$ as well as a data point $(\sqrt{d} \cdot \mathbf{e}_i, -1, 1 - \epsilon)$. The remaining three data points are $(\mathbf{c}, 1, 2)$, data point $(2\mathbf{c}, -1, 2 - \epsilon)$, and data point $(3\mathbf{c}, 1, 2)$.

We claim that OP (15) instantiated with the above constructed instance has an optimal objective value 1 if and only if the answer to the given partition problem is *Yes*. We first prove the “if” direction. If the partition problem is a Yes instance, then there exists an S such that $\sum_{i \in S} c_i - \sum_{i \notin S} c_i = 0$. We argue that the following construction is an optimal solution to OP (15) with optimal objective value 1:

$$b^* = -2, \quad w_i = \frac{1}{\sqrt{d}} \quad \forall i \in S, \quad w_i = -\frac{1}{\sqrt{d}} \quad \forall i \notin S.$$

Clearly, $\|\mathbf{w}^*\|_2^2 = 1$. We only need to prove feasibility of (\mathbf{w}^*, b^*) . For any label 1 point $(\mathbf{x}, r) = (2\sqrt{d} \cdot \mathbf{e}_i, 4)$, we have $\mathbf{x} \cdot \mathbf{w}^* + b^* = 2\sqrt{d}\mathbf{e}_i \cdot \mathbf{w}^* - 2 = -4 \geq -r$, as desired. Similarly, for any label -1 point $(\mathbf{x}, r) = (\sqrt{d} \cdot \mathbf{e}_i, 1 - \epsilon)$, we have $\mathbf{x} \cdot \mathbf{w}^* + b^* = \sqrt{d}\mathbf{e}_i \cdot \mathbf{w}^* - 2 = -1 \leq -r - \epsilon$. The feasibility of point $(\mathbf{c}, 2)$ with label 1 is argued as follows: $\mathbf{x} \cdot \mathbf{w}^* + b^* = \mathbf{c} \cdot \mathbf{w}^* - 2 = -r$. Feasibility of $(2\mathbf{c}, 2 - \epsilon)$ and $(3\mathbf{c}, 2)$ are similarly verified.

We now prove the “only if” direction. In particular, we prove that that if OP (15) has some optimal solution (\mathbf{w}^*, b) with $\|\mathbf{w}^*\|_2^2 = 1$, then the partition instance must be Yes.

Let us first examine the feasibility of OP (15).

1. By the constraints with respect to positive-label data points $(2\sqrt{d} \cdot \mathbf{e}_i, 4)$, we have $2\sqrt{d}\mathbf{e}_i \cdot \mathbf{w} + b \geq -4$ or equivalently $w_i\sqrt{d} \geq -\frac{b}{2} - 2$.
2. By the constraints with respect to negative-label data points $(\sqrt{d} \cdot \mathbf{e}_i, 1 - \epsilon)$, we have $\sqrt{d}\mathbf{e}_i \cdot \mathbf{w} + b \leq -1$ or equivalently $w_i\sqrt{d} \leq -b - 1$.
3. By the constraints with respect to data point $(\mathbf{c}, 2)$ with label 1, we have $\mathbf{c} \cdot \mathbf{w} + b \geq -2$, or equivalently $-2 - b \leq \mathbf{c} \cdot \mathbf{w}$.
4. By the constraints with respect to data point $(2\mathbf{c}, 2 - \epsilon)$ with label -1, we have $2\mathbf{c} \cdot \mathbf{w} + b \leq -2$, or equivalently $-2 - b \geq 2\mathbf{c} \cdot \mathbf{w}$.
5. By the constraints with respect to data point $(3\mathbf{c}, 2)$ with label 1, we have $3\mathbf{c} \cdot \mathbf{w} + b \geq -2$, or equivalently $-2 - b \leq 3\mathbf{c} \cdot \mathbf{w}$.

Point 3–5 implies $2\mathbf{c} \cdot \mathbf{w} \leq -2 - b \leq \min\{\mathbf{c} \cdot \mathbf{w}, 3\mathbf{c} \cdot \mathbf{w}\}$. This must imply $\mathbf{c} \cdot \mathbf{w} = 0$ as any non-zero $\mathbf{c} \cdot \mathbf{w}$ cannot satisfy $2\mathbf{c} \cdot \mathbf{w} \leq \min\{\mathbf{c} \cdot \mathbf{w}, 3\mathbf{c} \cdot \mathbf{w}\}$. As a consequence, the only feasible b value is $b = -2$. Plugging $b = -2$ into Point 1 and 2, we have

$$-\frac{1}{\sqrt{d}} \leq w_i \leq \frac{1}{\sqrt{d}}.$$

Since the optimal objective value is $1 = \sum_{i=1}^d (w_i^*)^2$, it is easy to see that this optimal objective is achieved only when each w_i^* equals either $-\frac{1}{\sqrt{d}}$ or $\frac{1}{\sqrt{d}}$. Now define $S = \{i : w_i^* = \frac{1}{\sqrt{d}}\}$ to be the set of i such that w_i^* is positive. It is easy to verify that S will be a solution to the partition problem, implying that it is a Yes instance. This proves the NP-hardness for **Situation 1** stated in the theorem.

Finally, we consider **Situation 2** which can be reduced from the first situation. In particular, the constructed hard instance above has reward preferences all being positive (in fact, drawn from only three possible values $\{1, 2, 4\}$), but do not satisfy the essentially adversarial condition. However, if we are allowed to use instant-wise cost functions, we can simply scale down the reward preference for point with label 1 but propositionally scale down its cost function so that the right-hand-side of the first constraint in System (12) remains the same. Concretely, we now modify our constructed instance above to be the follows.

The Constructed Hard SERM Instance for Situation 2: We still have $n = 2d + 3$ data points with feature vectors from \mathbb{R}^d . For each $i \in [d]$, there is a data point $(\mathbf{x}, y, r) = (2\sqrt{d} \cdot \mathbf{e}_i, 1, 0.5)$ with cost function $c(\mathbf{z}; \mathbf{x}) = \frac{1}{8}\|\mathbf{z} - \mathbf{x}\|_2^2$ as well as a data point $(\sqrt{d} \cdot \mathbf{e}_i, -1, 1 - \epsilon)$ with cost function $c(\mathbf{z}; \mathbf{x}) = \|\mathbf{z} - \mathbf{x}\|_2^2$. The remaining three data points are: (1) data point $(\mathbf{c}, 1, 0.5)$ with cost function $c(\mathbf{z}; \mathbf{x}) = \frac{1}{4}\|\mathbf{z} - \mathbf{x}\|_2^2$; (2) data point $(2\mathbf{c}, -1, 2 - \epsilon)$ with cost function $c(\mathbf{z}; \mathbf{x}) = \|\mathbf{z} - \mathbf{x}\|_2^2$; (3) data point $(3\mathbf{c}, 1, 0.5)$ with cost function $c(\mathbf{z}; \mathbf{x}) = \frac{1}{4}\|\mathbf{z} - \mathbf{x}\|_2^2$.

It is easy to verify that the above instance satisfy situation 1 in the theorem statement and is equivalent to the instance we constructed for the second situation and thus is also NP-hard. \square

5 The Power and Limits of Randomization

It is well-known that in standard classification, randomization over the classifiers cannot result in strictly smaller loss. Interestingly, it turns out that randomization can lead to strictly smaller loss in strategic classification, as we show in this section. We start by defining randomized classifiers as follows.

Definition 6 (Randomized Binary Classifiers). *A binary classifier H is called a randomized classifier over any hypothesis class \mathcal{H} (not necessarily linear classifiers) if there exists a set of deterministic classifiers $\{h_1, \dots, h_k\} \subseteq \mathcal{H}$, and a probability vector $\mathbf{p} = \{p_1, \dots, p_k\}$ with $\sum_j p_j = 1$, such that for any input feature \mathbf{x} , $H(\mathbf{x}) = h_j(\mathbf{x})$ with probability p_j .*

The capital H notation is to distinguish randomized classifiers from deterministic ones, and can be viewed as a random variable. Since we always focus on binary classification, we simply say randomized classifiers henceforth. Note that randomized classifier should not be confused with classification methods like logistic regression or ensemble methods (e.g., random forest), which ultimately still output a deterministic label. The following proposition, whose proof is deferred to Appendix C.1, shows that randomization can help in strategic linear classification.

Proposition 3. *There are strategic classification instances which are perfectly separable by a randomized linear classifier but not by any deterministic linear classifier. This is true even when all data points have the same reward value r .*

The advantages of randomized classifiers over deterministic classifiers fundamentally comes from the strategic data points' tradeoff between two factors: (a) manipulation cost; (b) the gain from classification outcomes. Interestingly, *if any of these two factors is absent, then randomization will not be beneficial*. First, if there is no gain from classification outcome (i.e., $r = 0$ for any data point), then naturally the data points have no benefit to move and thus will stay put. This is precisely the classic classification setup. Second, our following result shows that if data points have no moving cost, randomization will not help neither in the separable case. Formally, we consider a special type of strategic classification where each data point is constrained to move within a designated region which can be *arbitrary* (even can be unconnected) and has no moving cost, i.e., $c(\mathbf{z}; \mathbf{x}) = 0$ for any feasible move. We term this the *zero-manipulation-cost* strategic classification. Note that the adversarial or robust classification setup falls into this case [19, 7].

Theorem 6. *Consider zero-manipulation-cost strategic classification. For any hypothesis class \mathcal{H} , if there is a randomized classifier over \mathcal{H} that perfectly separates the positive points from the negative (i.e., achieving 0 loss), then there must exist a deterministic classifier in \mathcal{H} that achieves so as well.*

Proof. Consider any strategic classification instance $\text{STRAC}\langle \mathcal{H}, R, c \rangle$ where the cost function is a zero-manipulation cost function, i.e., each data point has a designated feasible region to move around with cost 0. Let \mathcal{D} be any distribution over data points and suppose randomized classifier H , defined by $H(\mathbf{x}) = h_j(\mathbf{x}) \in \mathcal{H}$ with probability p_j for any $j = 1, \dots, k$, achieves perfectly separates the positive points from the negative. Assume a classifier h that randomizes over k hyperplanes h_1, \dots, h_k and achieves zero loss. We claim that any deterministic classifier h_j will also achieve zero loss and thus the randomization is not needed.

Consider any data point $(\mathbf{x}, y, r) \sim \mathcal{D}$. Given H , let $\Delta_c(\mathbf{x}, r; H)$ denote the optimal manipulated feature that the data point will be moving to. By assumption of zero loss, we know that for any $j \in [k]$, h_j will classify $\Delta_c(\mathbf{x}, r; H)$ correctly, meaning $h_j(\Delta_c(\mathbf{x}, r; H))$ equals the true label of y . This however did not prove our result yet since after deploying the deterministic classifier h_j , the optimal manipulated feature should have been $\Delta_c(\mathbf{x}, r; h_j)$ while not the $\Delta_c(\mathbf{x}, r; H)$.

We now prove $h_j(\Delta_c(\mathbf{x}, r; h_j)) = h_j(\Delta_c(\mathbf{x}, r; H)) = y$. Suppose, for the sake of contradiction, that $h_j(\Delta_c(\mathbf{x}, r; h_j)) \neq y$. Since both $\Delta_c(\mathbf{x}, r; h_j), \Delta_c(\mathbf{x}, r; H)$ are feasible moves for the data point, the reason

that the data point now strictly prefers $\Delta_c(\mathbf{x}, r; h_j)$ over $\Delta_c(\mathbf{x}, r; H)$ must because $h_j(\Delta_c(\mathbf{x}, r; h_j)) = \text{sgn}(r)$ and $h_j(\Delta_c(\mathbf{x}, r; H)) = -\text{sgn}(r)$, which equals y . Since H achieves perfect classification, all h_j 's must classify $\Delta_c(\mathbf{x}, r; H)$ as the same label $-\text{sgn}(r)$. That means, the move of the data point's feature from \mathbf{x} to $\Delta_c(\mathbf{x}, r; H)$ leads to the data point being classified as the label $-\text{sgn}(r)$ that it does not prefer. This however conflicts with the assumption that $\Delta_c(\mathbf{x}, r; H)$ is an optimal manipulated feature since moving to $\Delta_c(\mathbf{x}, r; h_j)$ instead would at least lead to the data point being classified as $\text{sgn}(r)$ by h_j . Therefore, we must have $h_j(\Delta_c(\mathbf{x}, r; h_j)) = h_j(\Delta_c(\mathbf{x}, r; H)) = y$ for any j , concluding the proof. \square

In adversarial classification, it is usually assumed that each data point can move within a δ -ball around it with no cost. An immediate corollary of Theorem 6 is the following.

Corollary 2. *Randomization does not help in any perfectly separable adversarial classification problems.*

We remark that perfectly separable assumption in Theorem 6 is necessary. That is, even for zero-manipulation-cost strategic classification problem, there are non-separable examples where randomized linear classifier can achieve strictly larger accuracy than any deterministic linear classifier, as shown in the following proposition with proof deferred to Appendix C.2.

Proposition 4. *There exists zero-manipulation-cost non-separable strategic classification instances in \mathbb{R}^2 where the minimum risk of any deterministic linear classifier is strictly larger than some randomized linear classifier.*

6 Summary

In this work, we propose and study a general strategic classification setting where data points have different preferences over classification outcomes and different manipulation costs. We establish a PAC-learning framework for this type of learning problems and introduce the notation of strategic VC-dimension which generalize both classic VC-dimension and the recently proposed adversarial VC-dimension. We then characterize both the statistical and computational learnability of linear classifiers. En route, we generalize the recent characterization of adversarial VC-dimension [19] as well as computational tractability for learning linear classifiers by [7]. Our conclusion reveals two important insights. First, the additional intricacy of having different preferences harms the statistical learnability of general hypothesis classes, but *not* for linear classifiers. Second, learning strategic linear classifiers can be done efficiently only when the setup exhibits some adversarial nature and becomes NP-hard in general. Finally, we studied the power and limits of using randomization to improve accuracy in strategic classification.

Our theory relies on cost functions induced by semi-norms. One future direction is to investigate the learnability of more general cost functions, e.g., any metric. It is intriguing to ask what the classifier can learn in the presence of adversaries equipped with this general type of cost function. Under our strategic classification setting, the ERM problem with 0-1 loss for linear classifiers is NP-hard in general, but we demonstrate that the computational tractability can be restored under assumptions of certain adversarial nature. One interesting direction is to examine other “smoother” or more convex loss functions. For instance, it is interesting to study efficient learning for SVM with hinge loss and logistic regression with cross-entropy loss in strategic classification setups. In this case, an exact solver seems too optimistic because we no longer have a clean form for the strategic best response. However, one might still expect an efficient approximation algorithm.

We also find that the randomization over linear classifiers can strictly enhance the accuracy compared to deterministic ones. This observation is interesting because simple randomization over a set of classifiers is not helpful in standard classification problems in general. It might suggest that the difficulties of learning

under standard and strategic settings differ by nature. Therefore, one immediate open question follows: are those widely-adopted tricks in standard learning problems still favorable under the strategic setting? For example, one might be curious if regularization is still helpful in strategic classification problems.

We also note that the strategic classification model we consider is under the full-information assumption: when computing the classifier, we assume the cost function and the strategic preferences are transparent. This is analogous to the evasion attack in the adversarial machine learning literature, where the training data is supposed to be uncontaminated and the manipulation only happens during testing. Multiple interesting directions arise if we try to relax the full-information setting: what if we cannot observe the strategic preferences during training or do not know the cost function of adversaries? We can reformulate the new problem as online learning through repeated Stackelberg games. This strategic classification problem has been studied in [21], but it does not apply to classifiers with 0-1 loss. So it is still interesting to understand the behavior of the optimal classifier in the partial information strategic setting.

References

- [1] Coronavirus unemployment benefits are high, putting workers and employers at odds. <https://why.org/articles/coronavirus-unemployment-benefits-are-high-putting-workers-and-employers-at-odds/>.
- [2] Covid-19 testing overview. <https://www.cdc.gov/coronavirus/2019-ncov/symptoms-testing/testing.html>.
- [3] Gaming the system: Loan applicants are reverse engineering the online lending algorithms. <https://tearsheet.co/data/gaming-the-system-online-loan-applicants-are-reverse-engineering-the-algorithms/>.
- [4] Why some people don't want to take a covid-19 test. <https://theconversation.com/why-some-people-dont-want-to-take-a-covid-19-test-141794>.
- [5] Emrah Akyol, Cedric Langbort, and Tamer Basar. Price of transparency in strategic machine learning. *arXiv*, pages arXiv-1610, 2016.
- [6] Kareem Amin, Afshin Rostamizadeh, and Umar Syed. Learning prices for repeated auctions with strategic buyers. In *Advances in Neural Information Processing Systems*, pages 1169–1177, 2013.
- [7] Pranjal Awasthi, Abhratanu Dutta, and Aravindan Vijayaraghavan. On robustness to adversarial examples and polynomial optimization. In *Advances in Neural Information Processing Systems*, pages 13737–13747, 2019.
- [8] Yahav Bechavod, Katrina Ligett, Zhiwei Steven Wu, and Juba Ziani. Causal feature discovery through strategic modification. *arXiv preprint arXiv:2002.07024*, 2020.
- [9] Battista Biggio, Iginio Corona, Davide Maiorca, Blaine Nelson, Nedim Srndic, Pavel Laskov, Giorgio Giacinto, and Fabio Roli. Evasion attacks against machine learning at test time. In *Joint European conference on machine learning and knowledge discovery in databases*, pages 387–402. Springer, 2013.
- [10] Battista Biggio, Blaine Nelson, and Pavel Laskov. Poisoning attacks against support vector machines. In *Proceedings of the 29th International Conference on International Conference on Machine Learning, ICML'12*, page 1467–1474, Madison, WI, USA, 2012. Omnipress.

- [11] Mark Braverman and Sumegha Garg. The role of randomness and noise in strategic classification. In *1st Symposium on Foundations of Responsible Computing (FORC 2020)*. Schloss Dagstuhl-Leibniz-Zentrum für Informatik, 2020.
- [12] Michael Brückner and Tobias Scheffer. Stackelberg games for adversarial prediction problems. In *Proceedings of the 17th ACM SIGKDD international conference on Knowledge discovery and data mining*, pages 547–555, 2011.
- [13] N. Carlini and D. Wagner. Towards evaluating the robustness of neural networks. In *2017 IEEE Symposium on Security and Privacy (SP)*, pages 39–57, 2017.
- [14] Xi Chen, Xiaotie Deng, and Shang-Hua Teng. Settling the complexity of computing two-player nash equilibria. *Journal of the ACM (JACM)*, 56(3):1–57, 2009.
- [15] Yiling Chen, Yang Liu, and Chara Podimata. Learning strategy-aware linear classifiers. *Advances in Neural Information Processing Systems*, 33, 2020.
- [16] Yiling Chen, Chara Podimata, Ariel D. Procaccia, and Nisarg Shah. Strategyproof linear regression in high dimensions. In *Proceedings of the 2018 ACM Conference on Economics and Computation*, EC ’18, page 9–26, New York, NY, USA, 2018. Association for Computing Machinery.
- [17] Danielle Keats Citron and Frank A. Pasquale. The scored society: Due process for automated predictions. 2014.
- [18] Vincent Conitzer and Tuomas Sandholm. Computing the optimal strategy to commit to. In *Proceedings of the 7th ACM conference on Electronic commerce*, pages 82–90, 2006.
- [19] Daniel Cullina, Arjun Nitin Bhagoji, and Prateek Mittal. Pac-learning in the presence of adversaries. In S. Bengio, H. Wallach, H. Larochelle, K. Grauman, N. Cesa-Bianchi, and R. Garnett, editors, *Advances in Neural Information Processing Systems 31*, pages 230–241. Curran Associates, Inc., 2018.
- [20] Ofer Dekel, Felix Fischer, and Ariel D Procaccia. Incentive compatible regression learning. *Journal of Computer and System Sciences*, 76(8):759–777, 2010.
- [21] Jinshuo Dong, Aaron Roth, Zachary Schutzman, Bo Waggoner, and Zhiwei Steven Wu. Strategic classification from revealed preferences. In *Proceedings of the 2018 ACM Conference on Economics and Computation*, EC ’18, page 55–70, New York, NY, USA, 2018. Association for Computing Machinery.
- [22] Vitaly Feldman, Venkatesan Guruswami, Prasad Raghavendra, and Yi Wu. Agnostic learning of monomials by halfspaces is hard. *SIAM Journal on Computing*, 41(6):1558–1590, 2012.
- [23] Ian J. Goodfellow, Jonathon Shlens, and Christian Szegedy. Explaining and harnessing adversarial examples. In *ICLR 2015 : International Conference on Learning Representations 2015*, 2015.
- [24] Bryce Goodman and Seth Flaxman. EU regulations on algorithmic decision-making and a “right to explanation”, 2016. Presented at 2016 ICML Workshop on Human Interpretability in Machine Learning (WHI 2016), New York, NY.
- [25] Aniko Hannak, Gary Soeller, David Lazer, Alan Mislove, and Christo Wilson. Measuring price discrimination and steering on e-commerce web sites. In *Proceedings of the 2014 conference on internet measurement conference*, pages 305–318, 2014.

- [26] Moritz Hardt, Nimrod Megiddo, Christos Papadimitriou, and Mary Wootters. Strategic classification. In *Proceedings of the 2016 ACM Conference on Innovations in Theoretical Computer Science*, ITCS '16, page 111–122, New York, NY, USA, 2016. Association for Computing Machinery.
- [27] Lily Hu, Nicole Immorlica, and Jennifer Wortman Vaughan. The disparate effects of strategic manipulation. In *Proceedings of the Conference on Fairness, Accountability, and Transparency*, FAT* '19, page 259–268, New York, NY, USA, 2019. Association for Computing Machinery.
- [28] Matthew Jagielski, Alina Oprea, Battista Biggio, Chang Liu, Cristina Nita-Rotaru, and Bo Li. Manipulating machine learning: Poisoning attacks and countermeasures for regression learning. *2018 IEEE Symposium on Security and Privacy (SP)*, pages 19–35, 2018.
- [29] Jon Kleinberg and Manish Raghavan. How do classifiers induce agents to invest effort strategically? In *Proceedings of the 2019 ACM Conference on Economics and Computation*, pages 825–844, 2019.
- [30] Bo Li and Yevgeniy Vorobeychik. Feature cross-substitution in adversarial classification. In *Advances in neural information processing systems*, pages 2087–2095, 2014.
- [31] John Miller, Smitha Milli, and Moritz Hardt. Strategic classification is causal modeling in disguise. *arXiv*, pages arXiv–1910, 2019.
- [32] Smitha Milli, John Miller, Anca D. Dragan, and Moritz Hardt. The social cost of strategic classification. In *Proceedings of the Conference on Fairness, Accountability, and Transparency*, FAT* '19, page 230–239, New York, NY, USA, 2019. Association for Computing Machinery.
- [33] Mehryar Mohri and Andres Munoz. Revenue optimization against strategic buyers. In *Advances in Neural Information Processing Systems*, pages 2530–2538, 2015.
- [34] S. Moosavi-Dezfooli, A. Fawzi, O. Fawzi, and P. Frossard. Universal adversarial perturbations. In *2017 IEEE Conference on Computer Vision and Pattern Recognition (CVPR)*, pages 86–94, 2017.
- [35] M. Mozaffari-Kermani, S. Sur-Kolay, A. Raghunathan, and N. K. Jha. Systematic poisoning attacks on and defenses for machine learning in healthcare. *IEEE Journal of Biomedical and Health Informatics*, 19(6):1893–1905, 2015.
- [36] Javier Perote and Juan Perote-Peña. Strategy-proof estimators for simple regression. *Math. Soc. Sci.*, 47:153–176, 2004.
- [37] Benjamin I.P. Rubinstein, Blaine Nelson, Ling Huang, Anthony D. Joseph, Shing-hon Lau, Satish Rao, Nina Taft, and J. D. Tygar. Stealthy poisoning attacks on pca-based anomaly detectors. *SIGMETRICS Perform. Eval. Rev.*, 37(2):73–74, October 2009.
- [38] Shai Shalev-Shwartz and Shai Ben-David. *Understanding machine learning: From theory to algorithms*. Cambridge university press, 2014.
- [39] Yonadav Shavit, Benjamin Edelman, and Brian Axelrod. Causal strategic linear regression. In Hal Daumé III and Aarti Singh, editors, *Proceedings of the 37th International Conference on Machine Learning*, volume 119 of *Proceedings of Machine Learning Research*, pages 8676–8686, 2020.
- [40] Berk Ustun, Alexander Spangher, and Yang Liu. Actionable recourse in linear classification. In *Proceedings of the Conference on Fairness, Accountability, and Transparency*, pages 10–19, 2019.

- [41] Arsenii Vanunts and Alexey Drutsa. Optimal pricing in repeated posted-price auctions with different patience of the seller and the buyer. In *Advances in Neural Information Processing Systems*, pages 939–951, 2019.
- [42] Hanrui Zhang, Yu Cheng, and Vincent Conitzer. Distinguishing distributions when samples are strategically transformed. In *Advances in Neural Information Processing Systems*, pages 3193–3201, 2019.
- [43] Hanrui Zhang, Yu Cheng, and Vincent Conitzer. When samples are strategically selected. In *International Conference on Machine Learning*, pages 7345–7353, 2019.
- [44] Hanrui Zhang and Vincent Conitzer. Incentive-aware pac learning. *AAAI 2021*, 2021.

A Proof of Proposition 2

Given any positive integer n , let $[n]$ denotes $\{1, 2, \dots, n\}$, and \mathcal{S} be the power set of $[n]$, i.e., the set that contains all the subsets of $[n]$. Let $\mathcal{X} = [n] \cup \mathcal{S}$ be the sample space of size $n + 2^n$, and the hypothesis class \mathcal{H} is the set of all the point classifiers with points from \mathcal{S} , i.e., $\mathcal{H} = \{h_s : s \in \mathcal{S}\}$, where point classifier h_s only classifies the point $s \in \mathcal{S}$ as positive. The cost function $c(z; x)$ is a metric defined as follows. Since metric is symmetric, i.e., $c(z; x) = c(x; z)$, we will use the notation $c(x, z)$ instead throughout this proof.

$$c(x, z) = \begin{cases} x, & \text{if } x \in [n], z \in \mathcal{S}, x \in z \\ x + 1, & \text{if } x \in [n], z \in \mathcal{S}, x \notin z \\ c(z, x), & \text{if } x \in \mathcal{S}, z \in [n] \\ x + z, & \text{if } x, z \in [n], x \neq z \\ 1, & \text{if } x, z \in \mathcal{S}, x \neq z \\ 0, & \text{if } x = z, \end{cases} \quad (16)$$

and R is set to be $[-n, -1] \cup [1, n]$.

First, we verify that $c(\cdot, \cdot)$ is indeed a metric. Given the Definition (16), it is easy to see that $c(x, z) = 0$ iff $x = z$, and $c(x, z) = c(z, x), \forall x, z \in \mathcal{X}$. It remains to check the triangle inequality, i.e., for any $x, y, z \in \mathcal{X}$, $c(x, y) + c(y, z) \geq c(x, z)$. Consider the case when x, y, z are different elements in \mathcal{X} . By enumerating all the possibility that whether each x, y, z is in $[n]$ or \mathcal{S} , it suffices to discuss the following $8(= 2^3)$ cases:

1. if $x, y, z \in [n]$, $c(x, y) + c(y, z) = x + y + y + z > x + z = c(x, z)$.
2. if $x, y, z \in \mathcal{S}$, $c(x, y) + c(y, z) = 2 > 1 = c(x, z)$.
3. if $x, z \in [n], y \in \mathcal{S}$, then $c(x, y) \geq x, c(y, z) \geq z. \implies c(x, y) + c(y, z) \geq x + z = c(x, z)$.
4. if $x, y \in [n], z \in \mathcal{S}$, we need to show that $c(x, y) \geq c(x, z) - c(y, z)$. Conditioned on the relationship between x, y and set z , the maximum value of $c(x, z) - c(y, z)$ is $x - y + 1$ when $y \in z, x \notin z$. Therefore, $c(x, y) = x + y \geq x - y + 1 \geq c(x, z) - c(y, z)$.
5. if $x, z \in \mathcal{S}, y \in [n]$, then $c(x, y) + c(y, z) \geq y + y > 1 \geq c(x, z)$.
6. if $x, y \in \mathcal{S}, z \in [n]$, then the maximum value for $c(x, z) - c(y, z)$ is $z + 1 - z = 1$ when $z \notin x, z \in y$. Therefore, $c(x, y) \geq 1 \geq c(x, z) - c(y, z)$.
7. if $x \in \mathcal{S}, y, z \in [n]$, it is equivalent to case 4.
8. if $y, z \in \mathcal{S}, x \in [n]$, it is equivalent to case 6.

Next, we show $\text{VC}(\mathcal{H}) = 1$, $\text{AVC}(\mathcal{H}, \mathcal{B}_c(r)) = 1$, and $\text{SVC}(\mathcal{H}, R, c) \geq n$. Observe that $\text{VC}(\mathcal{H}) = 1$ follows easily since no point classifier $h_s \in \mathcal{H}$ can generate the label pattern $(+1, +1)$ for any pair of distinct data points.

Next we prove $\text{AVC}(\mathcal{H}, \mathcal{B}_c(r)) = 1$. We first show $\text{AVC}(\mathcal{H}, \mathcal{B}_c(r)) \leq 1$ by arguing that under binary nearness relation $\mathcal{B}_c(r) = \{(z; x) : c(z, x) \leq r\}$ with $r \geq 1$, any two elements x_1, x_2 in \mathcal{X} cannot be shattered by \mathcal{H} .

1. If at least one of r_1, r_2 equals $-r$, e.g., $r_1 = -r$, we show that x_1 can never be classified as $+1$ by contradiction. Suppose some $h_s \in \mathcal{H}$ classifies $(x_1, -r)$ as $+1$: if $x_1 \neq s$, since $r_1 = -r < 0$, x_1 will not manipulate its feature and be classified as -1 ; if $x_1 = s$, x_1 can move to any $z \in \mathcal{S}$ with cost $1 \leq r$, and will also be classified as -1 . Therefore, (x_1, x_2) can not be shattered.

2. If $r_1 = r_2 = r$, consider the following two cases:

- (a) If at least one of x_1, x_2 belongs to \mathcal{S} , e.g., $x_1 \in \mathcal{S}$, then x_1 can move to any $s \in \mathcal{S}$ as $c(x_1, s) = 1 \leq r$ for any $s \in \mathcal{S}$. Therefore x_1 can never be classified as -1 by any point classifier in \mathcal{H} .
- (b) if $x_1, x_2 \in [n]$, we may w.l.o.g. assume $x_1 < x_2$, i.e., $x_1 + 1 \leq x_2$. Observe that when $r < x_1$, any $h_s \in \mathcal{H}$ will classify x_1 as -1 because $c(x_1, s) = x_1 > r, \forall s \in \mathcal{S}$; when $r \geq x_1 + 1$, any $h_s \in \mathcal{H}$ will classify x_1 as $+1$ because $c(x_1, s) = x_1 + 1 \leq r, \forall s \in \mathcal{S}$. Therefore, in order to shatter (x_1, x_2) , r must lie in the interval $[x_1, x_1 + 1) \cap [x_2, x_2 + 1) = \emptyset$, which draws the contradiction.

To see that $\text{AVC}(\mathcal{H}, \mathcal{B}_c(r)) \geq 1$, for any $x \in [n]$ with $r > 0$, it can be classified as either $+1$ or -1 as long as $r \in [x, x + 1)$. We thus have $\text{AVC}(\mathcal{H}, c) = 1$.

Finally, we prove that $\text{SVC}(\mathcal{H}, R, c) = n$. Consider the subset $[n] \subset \mathcal{X}$ of size n , with each element i equipped with a strategic preference $r_i = i$. For any label pattern $\mathcal{L} \in \{+1, -1\}^n$, let $s_{\mathcal{L}} = \{i \in [n] : \mathcal{L}_i = +1\}$ be an element in \mathcal{S} . We claim that $h_{s_{\mathcal{L}}} \in \mathcal{H}$ gives exactly the label pattern \mathcal{L} on $[n]$. To see this, consider any $i \in [n]$:

- 1. If $i \in s_{\mathcal{L}}$, i will move to $s_{\mathcal{L}} \in \mathcal{S}$ and be classified as $+1$, as the cost $c(i, s_{\mathcal{L}}) = i \leq r_i = i$.
- 2. If $i \notin s_{\mathcal{L}}$, i will not move to $s_{\mathcal{L}} \in \mathcal{S}$ and be classified as -1 , as the cost $c(i, s_{\mathcal{L}}) = i + 1 > r_i = i$.

Therefore, any label pattern $\mathcal{L} \in \{+1, -1\}^n$ can be achieved by some $h_{s_{\mathcal{L}}} \in \mathcal{H}$. This implies $\text{SVC}(\mathcal{H}, R, c) \geq n$. On the other hand, it's easy to see \mathcal{H} cannot shatter $n + 1$ points, because any subset of size $n + 1$ must contain an element s_0 in \mathcal{S} , and no matter what strategic preference s_0 has, it will either be classified as $+1$ by all $h_s \in \mathcal{H}$, or be classified as $+1$ by only one classifier in \mathcal{H} , i.e., h_{s_0} . Either case renders the shattering for $n + 1$ points impossible.

B Proof of Lemma 1

First, note that by the definition of seminorm, \mathcal{B} is a non-empty closed convex set (but not necessarily compact), and l^* is a convex function as it is the maximum of linear functions. When $\mathbf{w} \cdot \mathbf{x} + b = 0$, the result is obvious. Suppose $\mathbf{w} \cdot \mathbf{x} + b \neq 0$ and consider any point \mathbf{x}' on the hyperplane h : if it can not be expressed as $\mathbf{x} + \epsilon \mathbf{z}$ for some $\mathbf{z} \in \mathcal{B}$ and $\epsilon \geq 0$, we have $c(\mathbf{x}'; \mathbf{x}_i) = +\infty$. Otherwise, let $\mathbf{x}' = \mathbf{x} + \epsilon \mathbf{z}$ and utilizing the equality $\mathbf{w} \cdot (\mathbf{x} + \epsilon \mathbf{z}) + b = 0$, we have $\epsilon \mathbf{w} \cdot \mathbf{z} = -(\mathbf{w} \cdot \mathbf{x} + b)$.

1. If $\mathbf{w} \cdot \mathbf{x} + b > 0$, we have $\epsilon > 0$ and $\mathbf{w} \cdot \mathbf{z} < 0$. The manipulation cost from \mathbf{x} to $\mathbf{x} + \epsilon \mathbf{z}$ is given by

$$c(\mathbf{x} + \epsilon \mathbf{z}; \mathbf{x}) = \epsilon l(\mathbf{z}) = \epsilon = \frac{\mathbf{w} \cdot \mathbf{x} + b}{-\mathbf{w} \cdot \mathbf{z}} \geq \frac{\mathbf{w} \cdot \mathbf{x} + b}{l^*(\mathbf{w})}.$$

Since B is closed, there exists some \mathbf{z}^* that maximizes $\mathbf{w} \cdot (-\mathbf{z})$ and thus the inequality is tight at such a \mathbf{z}^* . Moreover, the point $\mathbf{x} + \frac{\mathbf{w} \cdot \mathbf{x} + b}{l^*(\mathbf{w})} \mathbf{z}^*$ lies on the hyperplane h . Thus, the minimum manipulation cost to move to the hyperplane h is precisely $\frac{\mathbf{w} \cdot \mathbf{x} + b}{l^*(\mathbf{w})}$.

2. If $\mathbf{w} \cdot \mathbf{x} + b < 0$, we have $\epsilon > 0$ and $\mathbf{w} \cdot \mathbf{z} > 0$. Similarly, the manipulation cost from \mathbf{x} to $\mathbf{x} + \epsilon \mathbf{z}$ is given by

$$c(\mathbf{x} + \epsilon \mathbf{z}; \mathbf{x}) = \epsilon = \frac{-(\mathbf{w} \cdot \mathbf{x} + b)}{\mathbf{w} \cdot \mathbf{z}} \geq \frac{-(\mathbf{w} \cdot \mathbf{x} + b)}{l^*(\mathbf{w})}.$$

Moreover, the point $\mathbf{x} - \frac{\mathbf{w} \cdot \mathbf{x} + b}{l^*(\mathbf{w})} \mathbf{z}^*$ for the \mathbf{z}^* that makes the above inequality tight achieves the minimum. Thus the minimum manipulation cost to move to the hyperplane h in this case is $\frac{-(\mathbf{w} \cdot \mathbf{x} + b)}{l^*(\mathbf{w})}$.

C Omitted Proofs in Section 5

C.1 Proof of Proposition 3

Consider an example with data points as depicted in Figure 3. Both plots show exactly the same strategic classification instance. Here, all solid points have positive labels whereas all other points have negative labels. Three data points are of interest in our analysis, i.e., point A, B, C , and they are on the same line. The left plot draws the optimal deterministic classifier and the right plot draws a randomized classifier which picks hyperline h_1, h_2 uniformly at random. The cost function here is the the *squared* Euclidean distance $c(\mathbf{z}; \mathbf{x}) = \|\mathbf{x} - \mathbf{z}\|_2$. Let $r = \sqrt{2}$ for all the data points.

Under the squared Euclidean distance cost function and the condition that $r = \sqrt{2}$ is the same for all data points, any deterministic linear classifier is “strategically” equivalent to another linear classifier in the following sense: the classification outcome for linear classifier h in the strategic setup is identical to the classification outcome for linear classifier h' in the non-strategic setup where h' is obtained by shifting h towards the negative direction by $r = \sqrt{2}$. It is easy to see that no linear classifier can strictly separate the positive points from the negatives in the truthful setting, and thus this impossibility also holds in the strategic setting. As a result, the best deterministic linear classifier makes at least one mistake. One such optimal deterministic linear classifier is the hyperplane h as depicted in the left plot of Figure 3 which is parallel to line ABC but just above line ABC by 1.5. As a result, to move to the positive size of the classifier, point A, B, C need to suffer a cost $1.5 > \sqrt{2}$ which does not balance the benefit they gain. Therefore, all data points will remain truthful and the classifier makes one mistake at data point A .

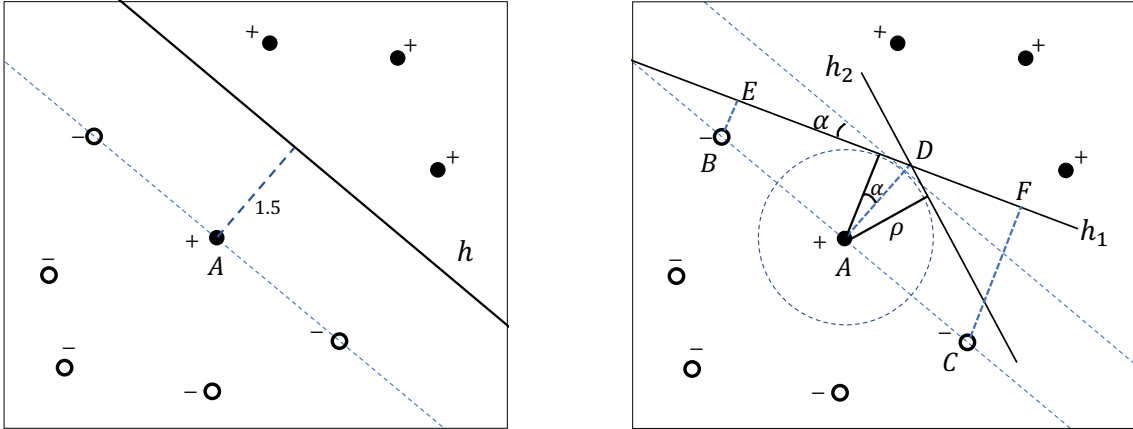


Figure 2: A strategic classification instance where randomized linear classifier beats any deterministic classifier. Cost function $c(\mathbf{z}; \mathbf{x}) = \|\mathbf{x} - \mathbf{z}\|_2$ is the Euclidean distance. Left: an optimal deterministic classifier. Right: a randomized classifier with perfect precision which picks hyperplane h_1, h_2 uniformly at random.

Next we show that the optimal randomized classifier makes no mistakes, and thus is strictly better. The randomized classifier is depicted in the right plot of Figure 3 with carefully chosen parameters r, α and it randomizes over h_1, h_2 uniformly at random. The geometry of the constructed randomized classifier is as follows. Data points A, B, C lie on the same line and length of segment AB and AC both equal d . The angle between line ABC and line h_1 is α and h_1 is tangent to the circle centered at point A with radius l . Note that these two conditions uniquely determines the position of line h_1 . The parameters d, α, ρ will be determined later. Similarly, line h_2 also rotates from line ABC with angle α and is tangent to the same circle. h_1 and h_2 intersect at point D . Note that D is outside the circle. The projection of point B to line h_1 is E whereas the projection of point C to h_1 is F .

We start with some geometric calculation. First, the angle between ABC and h_1 is α . Therefore, their

normal vectors must also have angle α , which is precisely the angle between AD and the normal vector of h_1 , as depicted in the left plot. As a consequence, the length $|AD|$ equals $\frac{\rho}{\cos \alpha}$. Since $|AB| = |AC|$, we know that $|BE| + |CF| = 2\rho$. Moreover, $|CF| - |BE| = 2d \cdot \sin \alpha$. This yields $|BE| = \rho - d \sin \alpha$ and $|CF| = \rho + d \sin \alpha$. For our construction, we will select parameters to satisfy the following conditions

$$\begin{aligned} |AD| &= \frac{\rho}{\cos \alpha} < \sqrt{2} \\ |BE| &= \rho - d \sin \alpha > \sqrt{2}/2 \\ |CF| &= \rho + d \sin \alpha > \sqrt{2}. \\ d &> l \end{aligned} \tag{17}$$

There are many ways to pick the parameters to satisfy Equation (17). For example, it can be verified that $\rho = 1.38$, $\alpha = 0.05\pi$ and $d = 2.23$ will satisfy all these constraints.

We now claim that the randomized classifier with any parameters satisfying the above constraints will make perfect prediction. In particular, point A has incentive to manipulate his feature to point D (or slightly beyond) because the point suffers a cost less than $\sqrt{2}$ by the first constraint in Equation (17), but now is able to make both classifiers to predict it with positive label, increasing the prediction utility by $\sqrt{2}$. Moreover, point B does not have any incentive to manipulate its feature. This is due to the following reason. To get one of the classifiers to classify B with label 1, the manipulation cost is at least $|BE|$, which is strictly greater than $\sqrt{2}/2$ whereas the expected utility from prediction is $\sqrt{2}/2$ since only half of the time the randomized classifier will classify B as 1. On the other hand, to get the randomized classifier to always classify B as positive, the manipulation cost of B is at least the distance of B from h_2 , which equals $|CF| > \sqrt{2}$ by symmetry whereas the benefit from classification outcome is only $\sqrt{2}$. As a consequence, point B does not have any incentive to manipulate its feature. Similarly, point C will not manipulate its feature as well. Overall, the randomized classifier makes perfect prediction, due to the manipulation of point A .

C.2 Proof of Proposition 4

The problem instance is constructed as follows. There are five labeled data points on \mathbb{R}^2 , defined as $(\mathbf{x}_0, \mathbf{x}_1, \mathbf{x}_2, \mathbf{x}_3, \mathbf{x}_4) = ((0, 0), (1, 1), (-1, 1), (-1, -1), (1, -1))$, $(y_0, y_1, y_2, y_3, y_4) = (-1, +1, +1, -1, -1)$. $\mathbf{x}_1, \mathbf{x}_2, \mathbf{x}_3, \mathbf{x}_4$ are non-strategic while \mathbf{x}_0 prefers to be labeled as $+1$ and can move within the region $B = \{(x, y) : x \in \{-2, 2\}, y \in [-2, 1]\}$, as shown in Figure 3b.

First, we prove that any $h \in \mathcal{H}$ that perfectly separate $\{(\mathbf{x}_i, y_i)\}_{i=1}^4$ must incorrectly classify x_0 , so that the minimum empirical risk on \mathcal{H} is at least $\frac{1}{5}$. Suppose $h = 2\mathbb{I}(ax + by + c \geq 0) - 1$ is a linear classifier that perfectly separate $\{(\mathbf{x}_i, y_i)\}_{i=1}^4$. Since $\mathbf{x}_1, \mathbf{x}_4$ and $\mathbf{x}_2, \mathbf{x}_3$ both have opposite labels, $ax + by + c = 0$ must intersect with both segments $[\mathbf{x}_1, \mathbf{x}_4]$ and $[\mathbf{x}_2, \mathbf{x}_3]$ (with a slight abuse of notation, we use the notation $[\mathbf{x}_i, \mathbf{x}_j]$ to represent the segment formed by endpoints x_i, x_j with x_j excluded). Assume the two intersection points are $(1, p)$ and $(-1, q)$, where $p, q \in (-1, 1]$. Thus, h can be written as $2\mathbb{I}((p-q)x - 2y + p + q \geq 0) - 1$ and h intersects the two lines $x = -2, x = 2$ at $\mathbf{z}_1 = (-2, \frac{-p+3q}{2})$ and $\mathbf{z}_2 = (2, \frac{3p-q}{2})$. We claim that at least one of $\mathbf{z}_1, \mathbf{z}_2$ lies in B , because:

1. $p, q \in (-1, 1]$, we have $\frac{-p+3q}{2} > -2, \frac{3p-q}{2} > -2$.
2. note that $\frac{-p+3q}{2} + \frac{3p-q}{2} = p + q \leq 2$, at least one of $\frac{-p+3q}{2}, \frac{3p-q}{2}$ is not greater than 1.

Thus, at least one of $\frac{-p+3q}{2}, \frac{3p-q}{2}$ falls in $(-2, 1]$, meaning at least one of $\mathbf{z}_1, \mathbf{z}_2$ lies in B . Suppose $\mathbf{z}_1 \in B$, as shown in Figure 3a. Consequently, \mathbf{x}_0 can always move to \mathbf{z}_1 and be classified as $+1$ against its true label. Therefore, any $h \in \mathcal{H}$ makes at least one mistake on the data set $\{(\mathbf{x}_i, y_i)\}_{i=0}^4$, and we conclude that the minimum empirical risk on \mathcal{H} is at least $\frac{1}{5}$.

Next, we construct a randomized classifier $H \in \tilde{\mathcal{H}}$ and show that H attains an empirical risk smaller than $\frac{1}{5}$. Let $h_1 = 2\mathbb{I}(4x + 7y - 2 \geq 0) - 1$, $h_2 = 2\mathbb{I}(-4x + 7y - 2 \geq 0) - 1$, and $H = \{(h_1, 0.5), (h_2, 0.5)\}$, as shown in Figure 3b. It's easy to see that H still perfectly separates $\mathbf{x}_1, \mathbf{x}_2, \mathbf{x}_3, \mathbf{x}_4$, and \mathbf{x}_0 can manipulate its feature to mislead either h_1 or h_2 . However, since the region $\{(x, y) : h_1(x, y) = 1, h_2(x, y) = 1\}$ does not intersect with B , \mathbf{x}_0 cannot alter its feature to mislead both h_1 and h_2 . This implies H will correctly classify \mathbf{x}_0 as -1 with probability 0.5. Thus, the empirical risk of H is $\frac{1}{5} \cdot \frac{1}{2} = \frac{1}{10} < \frac{1}{5}$, which concludes the proof.

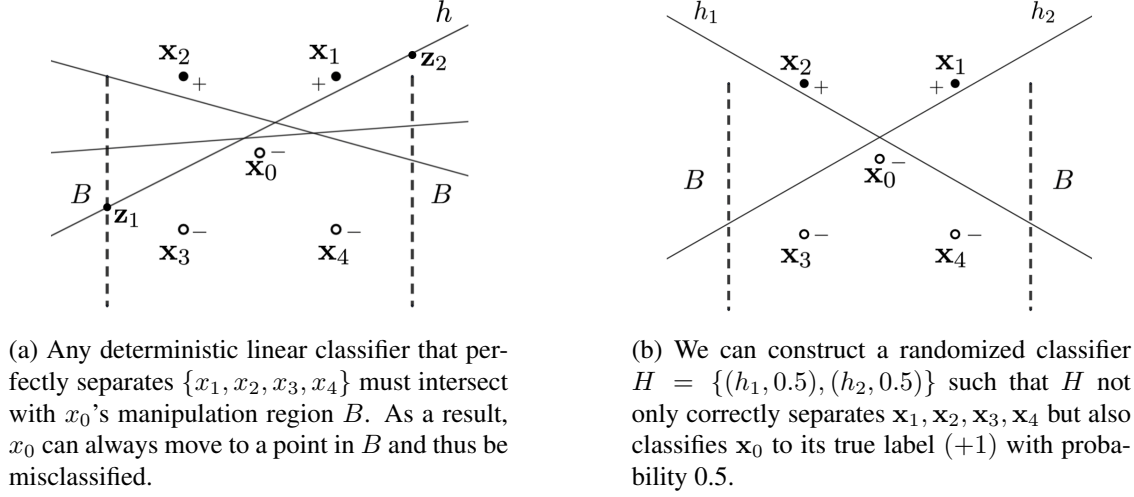


Figure 3: A zero-manipulation-cost strategic classification instance where a randomized classifier beats all deterministic classifiers. Data points x_1, x_2 have true label +1 and x_0, x_3, x_4 have true label -1. \mathbf{x}_0 is the only strategic point and its manipulation region B contains two segments marked with dashed lines. Left: any deterministic classifier incurs an empirical risk at least $\frac{1}{5}$. Right: there exists a randomized classifier that obtains a better empirical risk $\frac{1}{10}$.