
Accurate and Fast Federated Learning via Combinatorial Multi-Armed Bandits

Taehyeon Kim*
KAIST
potter32@kaist.ac.kr

Sangmin Bae*
KAIST
dkswodus49@kaist.ac.kr

Jin-woo Lee
KAIST
jinwoo.lee@kaist.ac.kr

Seyoung Yun
KAIST
yunseyoung@gmail.com

Abstract

Federated learning has emerged as an innovative paradigm of collaborative machine learning. Unlike conventional machine learning, a global model is collaboratively learned while data remains distributed over a tremendous number of client devices, thus not compromising user privacy. However, several challenges still remain despite its glowing popularity; above all, the global aggregation in federated learning involves the challenge of biased model averaging and lack of prior knowledge in client sampling, which, in turn, leads to high generalization error and slow convergence rate, respectively. In this work, we propose a novel algorithm called *FedCM* that addresses the two challenges by utilizing prior knowledge with multi-armed bandit based client sampling and filtering biased models with combinatorial model averaging. Based on extensive evaluations using various algorithms and representative heterogeneous datasets, we showed that FedCM significantly outperformed the state-of-the-art algorithms by up to **37.25%** and **4.17** times, respectively, in terms of generalization accuracy and convergence rate.

1 Introduction

Federated learning (FL) [1, 2] enables mobile devices to collaboratively learn a shared model while keeping all training data on the devices, thus avoiding transferring data to the cloud or central server. One of the main reasons for this recent boom in FL is that it does not compromise user privacy. In this framework, a local model is updated via its private data on the corresponding local device; all local updates are aggregated to the global model; after which the procedure is repeated until convergence.

In particular, the canonical *global aggregation* involves sampling clients as well as averaging the models of sampled clients [1]. Even though client sampling and model averaging schemes are frequently proposed [3, 4, 5], less has been addressed the inherent dynamics of how they influence the global aggregation. To this end, we identified two challenges that arose when the conventional algorithms were used as follows:

- **Biased Model Averaging:** For the conventional model averaging schemes [1, 3, 4], we identified that the generalization error in non-IID (i.e., independent and identically distributed) setting was not only higher, but also more variant than that of IID setting because the existing schemes did not filter the biased models.
- **Lack of Prior Knowledge in Client Sampling:** For the conventional client sampling schemes [1, 3, 4], it was observed that the existing schemes led to bad local optima [6, 7],

*Equally Contributed.

Table 1: **Comparison of algorithms.** + and * sign denotes sampling scheme with and without replacement, respectively. Note that the proposed FedCA and FedCM can be easily extended to any other client sampling and model averaging schemes.

Algorithm	Model Filtering	Prior Knowledge	Sampling Scheme for S^t	Averaging Scheme for w^t
FedAvg [1]	X	X	Uniform*	$\sum_{k \notin S^t} p_k w^t + \sum_{k \in S^t} p_k w_k^t$
FedProx [3]	X	X	p_k+	$\frac{1}{ S^t } \sum_{k \in S^t} w_k^t$
FedPdp ² [4]	X	X	Uniform*	$\sum_{k \in S^t} p_k \frac{ S }{ S^t } w_k^t$
FedCA (Ours)	O	X	Uniform*	$\sum_{k \in S_{opt}^t} p_k \frac{ S }{ S_{opt}^t } w_k^t$
FedCM (Ours)	O	O	Bandit*	$\sum_{k \in S_{opt}^t} p_k \frac{ S }{ S_{opt}^t } w_k^t$

and even the convergence speed was inevitably slow since they did not take into account prior knowledge of the client sampling process at all.

To the best of our knowledge, no existing work has addressed both of the above challenges simultaneously, which is shown by Table 1 that compares the algorithms from the perspective of model filtering and prior knowledge. To this end, we propose a novel algorithm called **FedCM** (Federated learning with Combinatorial model averaging and Multi-armed bandit (MAB) based client sampling) that resolves both challenges. With *combinatorial model averaging*, we aim to filter biased models in consideration of the model combination that maximizes a validation score, consequently reducing generalization error. In addition, with *MAB based client sampling*, we utilize prior knowledge that models previous client sampling behavior by using a MAB based sampling scheme. The increased information can, in turn, lead to improved convergence performance. Overall, the key contributions are summarized as follows:

- **Problem Formulation** (Section 2): We formulate the problem as a novel system-level framework of *FL with knowledgeable sampling and filtered averaging* that serves as a baseline template for any extension with custom prior knowledge or custom model filter.
- **Combinatorial Model Averaging** (Section 3): We design a novel algorithm called *FedCA* to resolve the challenge of biased model averaging. We confirmed that FedCA outperformed the state-of-the-art algorithms by up to **16.75%** in terms of generalization accuracy.
- **MAB based Client Sampling** (Section 4): We finally propose *FedCM* to resolve both challenges. Then, we extensively compared FedCM with various client sampling algorithms for representative heterogeneous datasets. FedCM reached a higher test accuracy by up to **37.25%** as well as a fast convergence rate by up to **4.17%** times.

2 Problem: FL with Knowledgeable Sampling and Filtered Averaging

The objective of *federated learning* [1] is to solve the stochastic convex optimization problem:

$$\min_w f(w) \triangleq \sum_{k \in S} p_k F_k(w) \quad (1)$$

where S is the set of total clients, p_k is the weight of client k , such as $p_k \geq 0$, and $\sum_k p_k = 1$. The local objective of client k is to minimize $F_k(w) = \mathbb{E}_{x_k \sim D_k} [\ell_k(x_k, y_k; w)]$ parameterized by w on the local data (x_k, y_k) from local data distribution D_k .

Federated Averaging (FedAvg) [1], the canonical algorithm for FL, involves *local update*, which learns a local model w_k^t (Eq. (2)) with learning rate η and synchronizing w_k^t with w^t every E steps,

$$w_k^t \triangleq \begin{cases} w_k^{t-1} - \eta \nabla F_k(w_k^{t-1}) & \text{if } t \bmod E \neq 0 \\ w^t & \text{if } t \bmod E = 0 \end{cases} \quad (2)$$

²The algorithm proposed by Li et al. [4] is referred to as FedPdp (FedAvg with partial device participation).

Algorithm 1: Generic framework of FL with knowledgeable sampling and filtered averaging

INPUT : $S, \text{SamplingRatio}, \text{PriorKnowledge}, \text{ModelFilter}, \eta$ **OUTPUT** : w^T

```
1 Initialize  $w^0$  randomly
2 for  $t \leftarrow 0, \dots, T - 1$  do
3    $S^t \leftarrow \text{SAMPLECLIENTS}(S, \text{SamplingRatio}, \text{PriorKnowledge})$ 
4   for each client  $k \in S^t$  in parallel do
5      $w_{k,0}^t \leftarrow w^t$ 
6     for  $e \leftarrow 0, \dots, E - 1$  do
7        $w_k^{t,e+1} \leftarrow w_k^{t,e} - \eta \nabla F_k(w_k^{t,e})$  // Eq. (2)
8    $w^{t+1} \leftarrow \text{AVERAGEMODELS}(S^t, \text{ModelFilter})$ 
```

and *global aggregation*, which learns the global model w^t (Eq. (3)) by averaging all w_k^t with regard to the client $k \in S^t$ uniformly sampled at random, subject to $|S^t| = \text{SamplingRatio} \times |S|$.

$$w^t \triangleq \sum_{k \notin S^t} p_k w^t + \sum_{k \in S^t} p_k w_k^t \quad (3)$$

In a similar vein, recent studies [3, 4] proposed different client sampling and model averaging schemes. Table 1 summarizes them and shows that prior knowledge and model filter may resolve the challenges. Therefore, by augmenting the client sampling and model averaging scheme with prior knowledge and model filter, respectively, we can derive a generic system-level framework of *FL with knowledgeable sampling and filtered model averaging*, as shown in Algorithm 1.

3 Combinatorial Averaging (CA)

In this section, we propose a novel algorithm called **FedCA** (*Federated learning with Combinatorial Averaging*) and systematically evaluate FedCA with various algorithms and representative heterogeneous datasets.

Proposed Algorithm: FedCA. To resolve the aforementioned challenge of biased model averaging, we propose FedCA by extending *ModelFilter* and *AverageModels* of Algorithm 1 as follows. First, for the *ModelFilter*, we propose *combinatorial model filter* that filters out biased models considering the model combination that maximizes a validation score, which can be expressed as

$$S_{opt}^t \triangleq \underset{S_{opt}^t \subset S^t}{\operatorname{argmax}} u(\mathcal{X}_{val}, \tilde{g}(x; S_{opt}^t)) \quad \text{where } \tilde{g}(x; S) = \frac{1}{|S|} \sum_{s \in S} g(x_s; w_s) \quad (4)$$

where \mathcal{X}_{val} is a validation dataset, $g(x; w)$ is the logit from a network parameterized by w , and $u(\mathcal{X}, g)$ is a score function of u on \mathcal{X} . In addition, we design two score functions for $u(\mathcal{X}, g)$:

- **Dirac delta function:** It is defined as $\frac{1}{|\mathcal{X}|} \sum_{(x,y) \in \mathcal{X}} \mathbf{1}_{[y = \operatorname{argmax}_c g_c(x; w)]}$ where $\mathbf{1}_{[\cdot]}$ be the indicator function; it is also known as the accuracy.
- **Classification loss:** It is defined as $-\frac{1}{|\mathcal{X}|} \sum_{(x,y) \in \mathcal{X}} \log g_y(x; w)$; it is also known as the cross-entropy loss.

Next, for the *AverageModels*, we change the state-of-the-art model averaging scheme of FedPdp by replacing S^t with S_{opt}^t from Eq. (4), as shown in Eq. (5). In conclusion, FedCA extends *ModelFilter* to the combinatorial model filter of Eq. (4) and *AverageModels* to Eq. (5), thus called *combinatorial averaging*. It is apparent that FedCA can be easily extended to any other existing schemes. Please refer to Appendix A for the detailed process illustration of FedCA.

$$w^t \triangleq \sum_{k \in S_{opt}^t} p_k \frac{|S|}{|S_{opt}^t|} w_k^t \quad (5)$$

Experimental Setting. We compared FedCA with three algorithms for CIFAR-10 task [8] by following the same state-of-the-art configuration and parameter values as suggested by Simonyan

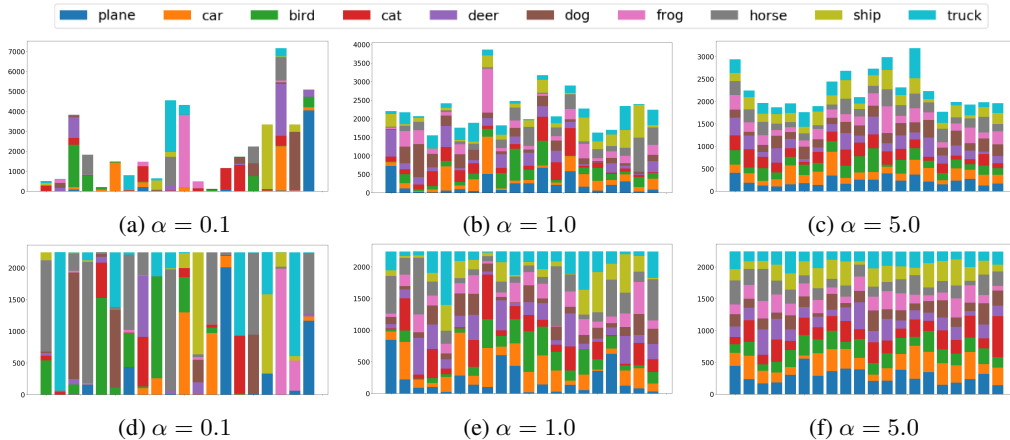


Figure 1: **Datasets across 20 clients according to IIDness (α) and heterogeneity (top: client, bottom: class).** The x-axis denotes each client and the y-axis denotes the number of data examples.

Table 2: **Top-1 accuracy of FedPdp and FedCA according to class heterogeneity, score function, and $SamplingRatio$.**

Heterogeneity	Algorithm	Score function	$SamplingRatio(= S^t / S)$		
			0.2	0.4	0.6
Non-IID ($\alpha=0.1$)	FedPdp	-	54.12 ± 3.1	57.75 ± 3.44	59.20 ± 2.77
	FedCA	Dirac delta	52.51 ± 2.04	61.46 ± 4.78	71.11 ± 0.11
		Classification loss	55.48 ± 2.00	65.28 ± 1.71	69.72 ± 1.22
IID ($\alpha=5.0$)	FedPdp	-	82.26 ± 0.43	82.62 ± 0.13	83.08 ± 0.05
	FedCA	Dirac delta	82.26 ± 0.34	82.6 ± 0.21	83.03 ± 0.04
		Classification loss	82.43 ± 0.13	82.71 ± 0.25	82.91 ± 0.34

and Zisserman [9]. We employed a 11 layer VGG [10], SGD with momentum, weight decay, and standard data augmentation. To simulate a wide range of non-IIDness, we designed representative heterogeneity settings based on widely used techniques [11, 12] as follows (Figure 1):

- **Client Heterogeneity** [11]: A dataset is partitioned by following $\mathbf{p}_c \sim Dir_K(\alpha \cdot \vec{1})$ that involves allocating $p_{k,c}$ proportion of data examples for class c to client k .
- **Class Heterogeneity** [12]: Training examples on every client are drawn independently with class labels following a categorical distribution over N classes. Each instance is drawn with $\mathbf{q} \sim Dir(\alpha \cdot \vec{1})$ from a Dirichlet distribution, where $\alpha > 0$ is the concentration parameter controlling IIDness among clients.

Results. Above all, to observe the effects of biased model averaging, we compared FedCA (FedPdp + CA) with FedPdp. Table 2 shows that FedCA consistently outperformed FedPdp, but the variances were comparable. Thus, we can infer that the generalization error mostly comes from the biased model averaging of FedPdp and FedCA helps resolve the challenge.

Furthermore, we compared FedCA with the state-of-the-art algorithms according to different environments such as heterogeneity, score function, and $SamplingRatio$. First, as shown in Table 2, FedCA consistently outperformed FedPdp in both IID and non-IID settings. Especially, Figure 2 shows that, in both client (top) and class (bottom) heterogeneity settings, FedProx and FedPdp with CA outperform those without CA in the overall training process. Next, Figure 2 also shows that the case of classification loss score (right) commonly exhibited less generalization error in various settings than that of Dirac delta score (left). Lastly, in the non-IID case of Table 2, FedCA facilitated generalization across all sampling ratios and achieved higher accuracy with higher sampling ratio. In

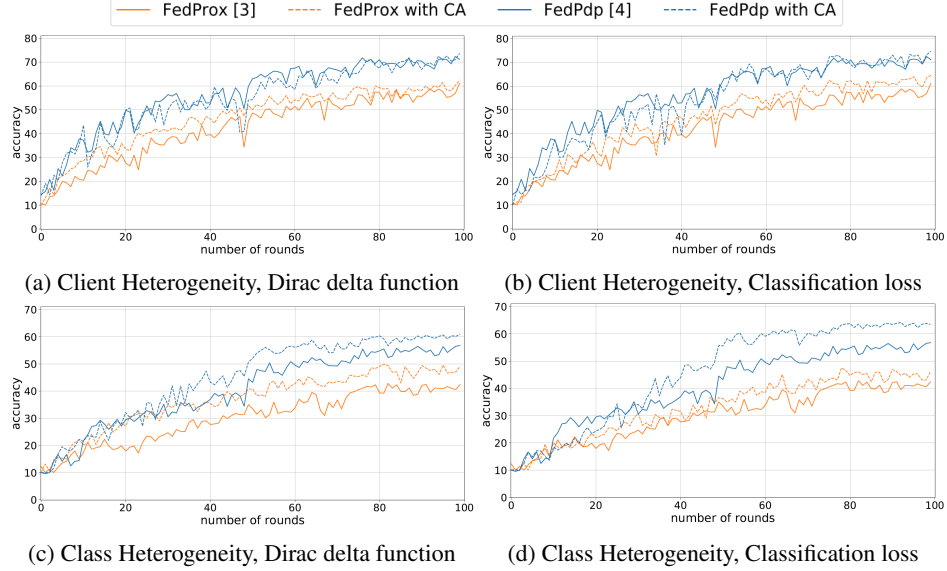


Figure 2: **Effects of Combinatorial Averaging (CA)** according to **heterogeneity** (vertical) and **score function** (horizontal). All models are trained with $E = 5$ and $SamplingRatio = 0.4$ on the non-IID ($\alpha = 0.1$) dataset.

particular, when the sampling ratio is 0.6, FedCA with Dirac delta reached a higher test accuracy by up to +16.75%. Detailed values in Figure 2 is described in Appendix D.

4 Multi-Armed Bandit (MAB) based Client Sampling

In this section, we present our novel algorithm, which is coined as **FedCM** (Federated learning with *Combinatorial averaging* and *MAB based client sampling*). Here, for the experiment, we used the same recipe mentioned in Section 3.

Proposed Algorithm: FedCM. To resolve the challenge of lack of prior knowledge in client sampling, we introduce a MAB based client sampling scheme to reflect prior knowledge that models previous client sampling behavior. Unlike the conventional schemes, as compared in Table 1, MAB based client sampling can incorporate prior knowledge by prioritizing the clients that were subsampled in the last iteration. By integrating the combinatorial averaging of FedCA with MAB based client sampling, we could simultaneously resolve both aforementioned challenges, and we call this integrated extension FedCM that extends *SampleClients* and *PriorKnowledge* of Algorithm 1 as follows. In Algorithm 1, the function *SampleClients* takes the total client set S , *SamplingRatio*, and *PriorKnowledge* as input, and returns the sampled client set S^t as output. Based on what *PriorKnowledge* is provided as well as how *SampleClients* handles the *PriorKnowledge*, FedCM is derived into two heuristic algorithms with regard to the framework of representative MAB algorithms such as UCB (Upper Confidence Bound) [13] and TS (Thompson sampling) [14]: *FedCM-UCB* and *FedCM-TS*.

Algorithm 2: FedCM-UCB (Upper Confidence Bound)

INPUT : $S, SamplingRatio, \mathcal{P} = (\mathcal{P}_1, \dots, \mathcal{P}_n)$ where $\mathcal{P}_n = (\hat{\mu}_n, t, a_n), \mathcal{F}_{t-1}$

OUTPUT : S^t

- 1 **for** each client $k \in S^{t-1}$ **do**
 - 2 Update $(\hat{\mu}_k, a_k) \leftarrow ((a_k \hat{\mu}_k + r_k) / (a_k + 1), a_k + 1)$ where $r_k = \mathbf{1}_{[k \in S_{opt}^{t-1}]}$
 - 3 Set $\bar{\mu}_k \leftarrow \hat{\mu}_k + \sqrt{\frac{3 \ln t}{2a_k}}$
 - 4 $S^t \leftarrow \{n | \forall n \in S, |\{m | \forall m \in S, \bar{\mu}_m \geq \bar{\mu}_n\}| / |S| \leq SamplingRatio\}$
-

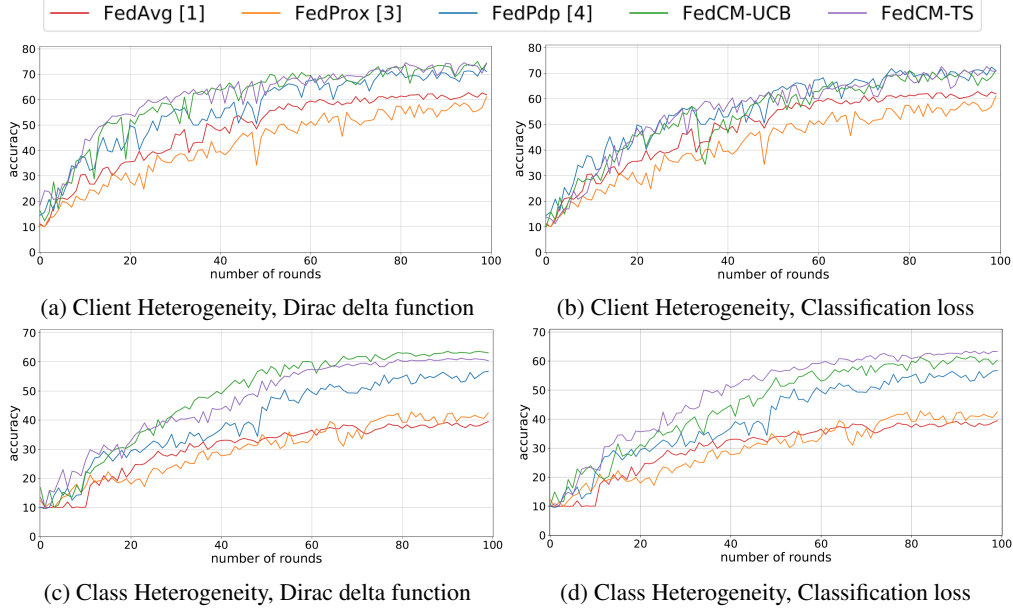


Figure 3: **Effects of FedCM** according to **heterogeneity** (vertical) and **score function** (horizontal). All models are trained with $E = 5$ and $SamplingRatio = 0.4$ on the non-IID ($\alpha = 0.1$) dataset.

First, Algorithm 2 shows how FedCM extends *SampleClients* to UCB. *PriorKnowledge* of FedCM-UCB involves prior knowledge \mathcal{P} and σ -field \mathcal{F}_{t-1} generated by the previous observations $S^1, S_{opt}^1, \dots, S^{t-1}, S_{opt}^{t-1}$. FedCM-UCB iteratively updates $\hat{\mu}_k$ of each client with reward $r_k = \mathbf{1}_{[k \in S_{opt}^{t-1}]}$ (Lines 1–3) and samples clients based on $\bar{\mu}_k$ (Line 4).

Algorithm 3: FedCM-TS (Thompson Sampling)

INPUT : $S, SamplingRatio, \mathcal{P} = (\mathcal{P}_1, \dots, \mathcal{P}_n)$ where $\mathcal{P}_n \sim Beta(\alpha_n, \beta_n), \mathcal{F}_{t-1}$

OUTPUT : S^t

- 1 **for** each client $k \in S^{t-1}$ **do**
 - 2 Update $(\alpha_k, \beta_k) \leftarrow (\alpha_k + r_k, \beta_k + 1 - r_k)$ where $r_k = \mathbf{1}_{[k \in S_{opt}^{t-1}]}$
 - 3 Draw a sample $\hat{\theta}_k$ according to \mathcal{P}_k
 - 4 $S^t \leftarrow \{n | \forall n \in S, |\{m | \forall m \in S, \hat{\theta}_m \geq \hat{\theta}_n\}| \leq SamplingRatio\}$
-

Next, Algorithm 3 shows how FedCM extends *SampleClients* to TS, which is one of the most promising algorithms in bandit problems. *PriorKnowledge* of FedCM-TS involves a beta distribution and the same σ -field \mathcal{F}_{t-1} as the one of FedCM-UCB. FedCM-TS iteratively updates α_k, β_k of each client with reward $r_k = \mathbf{1}_{[k \in S_{opt}^{t-1}]}$ (Lines 1–3) and samples clients based on $\hat{\theta}_k$ (Line 4). Detailed settings are further illustrated in Appendix C

Results. Despite the improvement through FedCA, it was observed that the convergence speed becomes significantly slower in non-IID settings than in IID settings (see Figure 6 in Appendix D). We systematically compared FedCM with the state-of-the-art algorithms according to class heterogeneity and score function. As described in Figure 3, interestingly, both FedCM-UCB and Fed-TS outperformed FedAvg and FedProx in all cases and FedPdp in the case of class heterogeneity in terms of both generalization error and convergence speed. These improvements occurred throughout the whole training processes, even in the early stage of training. Detailed values of the accuracies and convergence speed are in Appendix D.

5 Related Work

Recent studies [3, 4] emphasizes in-depth investigation of client sampling and model averaging. FedCS [5] aims at maximizing the number of clients while minimizing the overall communication delay for a set of sampled learners by considering a round-trip time constraint. Mohri et al. [6]

optimizes the degree of client participation via a fairness objective function that enables the model to be agnostic to any mixture of client data distribution. In Cho et al. [7], an optimal set is subsampled from the sampled clients based on the loss of each client’s local data. Their concept is quite similar while it differs from ours in that the criterion for the optimality changes to the training loss from the validation loss and they did not consider any prior knowledge. In addition, it may be truly suboptimal because in the course of sampling, the local clients that penalized the training with adverse effects in the past are not considered at all. On the other side, for the purpose of communication reduction, reinforcement learning[15, 16, 17] and MAB [18, 19] algorithms are being widely investigated.

6 Conclusion

In this paper, we formulated a novel system-level framework of *FL with knowledgeable sampling and filtered averaging* to address the challenge of biased model averaging and lack of prior knowledge in client sampling. To this end, we presented our novel algorithm called **FedCM** that resolves the two challenges by filtering biased models with combinatorial averaging and utilizing prior knowledge with multi-armed bandit based client sampling. Interestingly, combinatorial averaging itself significantly improved the performance of conventional algorithms, and the application of both techniques led to greater synergy. Experimental results show that, compared with the state-of-the-art algorithms, FedCM improved the test accuracy by up to **37.25%** and convergence rate by up to **4.17** times.

References

- [1] Brendan McMahan, Eider Moore, Daniel Ramage, Seth Hampson, and Blaise Aguera y Arcas. Communication-efficient learning of deep networks from decentralized data. In *Artificial Intelligence and Statistics*, pages 1273–1282, 2017.
- [2] Jakub Konečný, H Brendan McMahan, Daniel Ramage, and Peter Richtárik. Federated optimization: Distributed machine learning for on-device intelligence. *arXiv preprint arXiv:1610.02527*, 2016.
- [3] Tian Li, Anit Kumar Sahu, Manzil Zaheer, Maziar Sanjabi, Ameet Talwalkar, and Virginia Smith. Federated optimization in heterogeneous networks. *arXiv preprint arXiv:1812.06127*, 2018.
- [4] Xiang Li, Kaixuan Huang, Wenhao Yang, Shusen Wang, and Zhihua Zhang. On the convergence of fedavg on non-iid data. *arXiv preprint arXiv:1907.02189*, 2019.
- [5] Takayuki Nishio and Ryo Yonetani. Client selection for federated learning with heterogeneous resources in mobile edge. In *ICC 2019-2019 IEEE International Conference on Communications (ICC)*, pages 1–7. IEEE, 2019.
- [6] Mehryar Mohri, Gary Sivek, and Ananda Theertha Suresh. Agnostic federated learning. *arXiv preprint arXiv:1902.00146*, 2019.
- [7] Yae Jee Cho, Jianyu Wang, and Gauri Joshi. Client selection in federated learning: Convergence analysis and power-of-choice selection strategies, 2020.
- [8] Alex Krizhevsky, Geoffrey Hinton, et al. Learning multiple layers of features from tiny images. 2009.
- [9] Karen Simonyan and Andrew Zisserman. Very deep convolutional networks for large-scale image recognition. *arXiv preprint arXiv:1409.1556*, 2014.
- [10] Karen Simonyan and Andrew Zisserman. Very deep convolutional networks for large-scale image recognition. *arXiv preprint arXiv:1409.1556*, 2014.
- [11] Mikhail Yurochkin, Mayank Agarwal, Soumya Ghosh, Kristjan Greenewald, Trong Nghia Hoang, and Yasaman Khazaeni. Bayesian nonparametric federated learning of neural networks. *arXiv preprint arXiv:1905.12022*, 2019.
- [12] Tzu-Ming Harry Hsu, Hang Qi, and Matthew Brown. Measuring the effects of non-identical data distribution for federated visual classification. *arXiv preprint arXiv:1909.06335*, 2019.

- [13] Wei Chen, Yajun Wang, and Yang Yuan. Combinatorial multi-armed bandit: General framework and applications. In *International Conference on Machine Learning*, pages 151–159, 2013.
- [14] Siwei Wang and Wei Chen. Thompson sampling for combinatorial semi-bandits. *arXiv preprint arXiv:1803.04623*, 2018.
- [15] Chetan Nadiger, Anil Kumar, and Sherine Abdelhak. Federated reinforcement learning for fast personalization. In *2019 IEEE Second International Conference on Artificial Intelligence and Knowledge Engineering (AIKE)*, pages 123–127. IEEE, 2019.
- [16] H. Wang, Z. Kaplan, D. Niu, and B. Li. Optimizing federated learning on non-iid data with reinforcement learning. In *IEEE INFOCOM 2020 - IEEE Conference on Computer Communications*, pages 1698–1707, 2020.
- [17] Hankz Hankui Zhuo, Wenfeng Feng, Qian Xu, Qiang Yang, and Yufeng Lin. Federated reinforcement learning. *arXiv preprint arXiv:1901.08277*, 2019.
- [18] W. Xia, T. Q. S. Quek, K. Guo, W. Wen, H. H. Yang, and H. Zhu. Multi-armed bandit based client scheduling for federated learning. *IEEE Transactions on Wireless Communications*, pages 1–1, 2020.
- [19] Wenchao Xia, Tony QS Quek, Kun Guo, Wanli Wen, Howard H Yang, and Hongbo Zhu. Multi-armed bandit based client scheduling for federated learning. *IEEE Transactions on Wireless Communications*, 2020.

A Overview of FedCA

Overview. An overview of FedCA in the section 3 is summarized in Figure 4. An apparent difference between the existing FL framework and ours is the existence of the validation dataset in the Global server. Similar to FedPdp [4], after partial device participation, each participant transfers locally updated weights to Global Model. By the way, in our framework, global server subsamples the optimal combinations of clients as described in Equation 4. After this combinatorial optimization, the subsampled updates are aggregated and distributed into each corresponding local client.

As above, CA does not have influences on the sampling scheme, so it can have a plug-and-play nature, i.e., CA can be incorporated with uniform sampling [1, 3, 4] or multi-armed bandit based sampling.

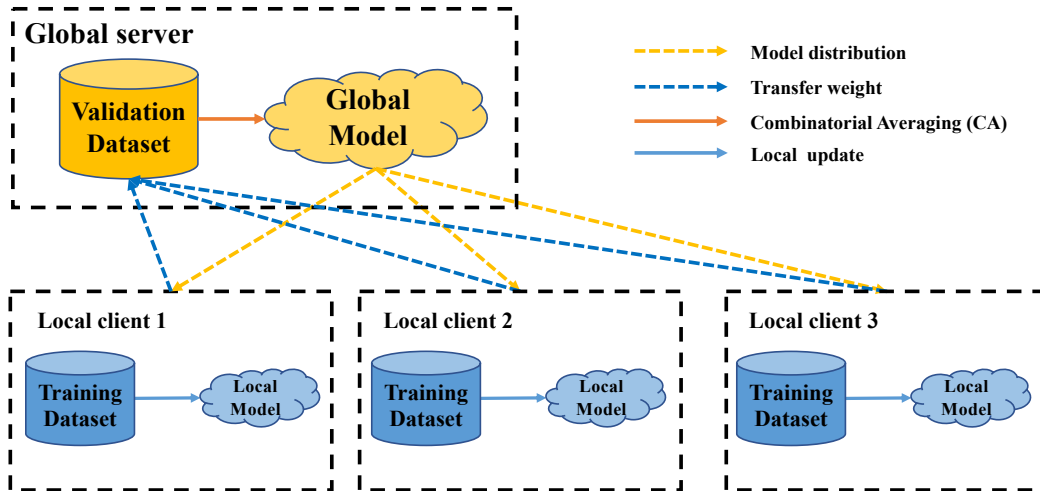


Figure 4: **An overview of FedCA.** The dashed lines connected between a global server and local clients is related to the communication cost, and the solid line within the server and clients means the computing cost.

B Client Variance

As shown in Figure 5, top1 per-class accuracy is significantly variant over all clients in the non-IID setting while the IID setting does not.

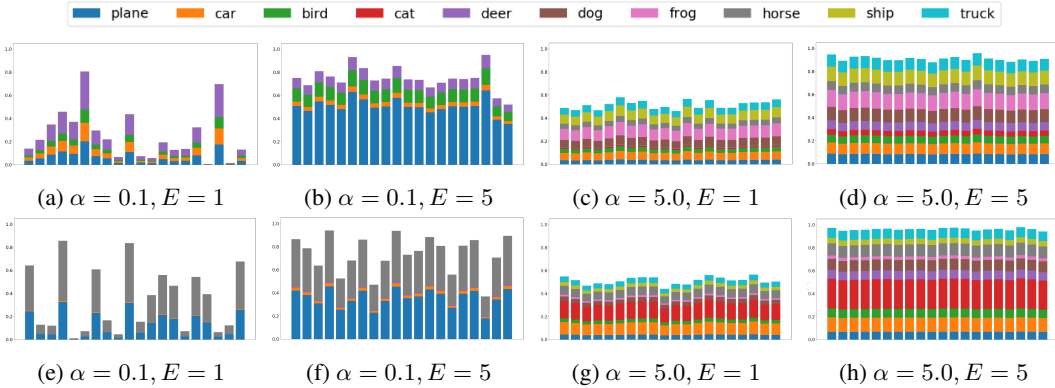


Figure 5: **Top-1 per-class accuracy of FedPdp [4] according to α and E on each client's data.** The x-axis indicates each client. In all results, the clients are sampled 8 out of 20. Each top and bottom row represents the evaluations with client and class heterogeneity, respectively.

C Bandit Initialization

FedCM-UCB. For the initialization of reward, a_k is set to 1, and $\hat{\mu}_k$ is sampled from the random binomial distribution.

FedCM-TS. All α_k, β_k is initialized with (1,1).

D Detailed Experiment Results

Construction of validation set. In all experiments, we constructed the validation set by sampling 500 instances per class on balanced.

Hyperparameter μ of proximal term in FedProx [3]. We set the weight of proximal term to 0.1.

Training accelerations according to α . As shown in Figure 6, the performance of models trained with IID data was better than those with non-IID data in the conventional sampling schemes.

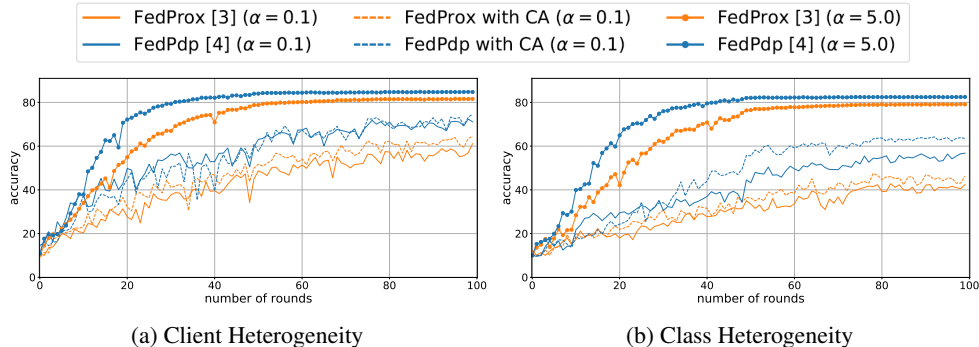


Figure 6: **Dataset across 20 clients according to IIDness (α) and heterogeneity.**

Further experimental results. Table 3 and Table 4 show the further comparison of FedCA and FedCM for the conventional FL algorithms. Table 5 shows the convergence speed of algorithms mentioned in Table 4.

Table 3: **Top-1 accuracy of FedCA for FedProx [3] and FedPdp [4]** With sampling 8 out of 20 clients, all models are trained in $E = 5$ and Non-IID ($\alpha = 0.1$) settings. The standard deviation values are calculated as results of 2 different seeds.

Heterogeneity	FedCA	Score function	Algorithm	
			FedProx [3]	FedPdp [4]
Client Heterogeneity	W/O FedCA	-	62.75 \pm 1.54	74.16 \pm 0.83
	W/ FedCA	Dirac delta	62.83 \pm 1.57	73.70 \pm 0.26
		Classification loss	64.54 \pm 1.94	74.73 \pm 2.26
Class Heterogeneity	W/O FedCA	-	44.34 \pm 1.95	57.75 \pm 3.44
	W/ FedCA	Dirac delta	50.73 \pm 1.24	60.52 \pm 4.73
		Classification loss	48.33 \pm 2.13	62.78 \pm 5.96

Table 4: **Detailed results of FedCM compared to FedProx [3] and FedPdp [4]** With sampling 8 out of 20 clients, all models are trained in $E = 5$ and Non-IID ($\alpha = 0.1$) settings. The standard deviation values are calculated as results of 2 different seeds.

Heterogeneity	FedCA	Score function	Algorithm				
			FedAvg [1]	FedProx [3]	FedPdp [4]	FedCM-UCB	FedCM-TS
Client Heterogeneity	W/O FedCA	-	63.97 \pm 0.90	62.75 \pm 1.54	74.16 \pm 0.83	-	-
	W/ FedCA	Dirac delta	-	62.83 \pm 1.57	73.70 \pm 0.26	75.05 \pm 0.46	75.06 \pm 1.56
		Classification loss	-	64.54 \pm 1.94	74.73 \pm 2.26	72.05 \pm 2.52	72.95 \pm 3.28
Class Heterogeneity	W/O FedCA	-	40.24 \pm 4.04	44.34 \pm 1.95	57.75 \pm 3.44	-	-
	W/ FedCA	Dirac delta	-	50.73 \pm 1.24	60.52 \pm 4.73	63.96 \pm 0.74	61.29 \pm 1.44
		Classification loss	-	48.33 \pm 2.13	62.78 \pm 5.96	61.76 \pm 2.67	64.13 \pm 0.6

Table 5: **Communication rounds over various algorithms.** Here, we evaluate the convergence speed via the certain communication round that the performance reach the accuracy of FedAvg [1] (e.g., Client Heterogeneity: 63.97%, Class Heterogeneity: 40.24%). All training settings are the same with that of Table 4.

Heterogeneity	FedCA	Score function	Algorithm				
			FedAvg [1]	FedProx [3]	FedPdp [4]	FedCM-UCB	FedCM-TS
Client Heterogeneity	W/O FedCA	-	100 (1 \times)	-	52 (1.92 \times)	-	-
	W/ FedCA	Dirac delta	-	-	57 (1.75 \times)	35 (2.86 \times)	31 (3.23\times)
		Classification loss	-	84 (1.19 \times)	49 (2.04 \times)	53 (1.87 \times)	51 (1.96 \times)
Class Heterogeneity	W/O FedCA	-	100 (1 \times)	71 (1.41 \times)	46 (2.17 \times)	-	-
	W/ FedCA	Dirac delta	-	52 (1.92 \times)	35 (2.86 \times)	27 (3.70 \times)	24 (4.17\times)
		Classification loss	-	59 (1.69 \times)	34 (2.94 \times)	33 (3.03 \times)	25 (4.00 \times)