

# High Order Steady-state Diffusion Approximations

Anton Braverman

Kellogg School of Management, Northwestern University, Evanston, IL 60201,  
anton.braverman@kellogg.northwestern.edu

J. G. Dai

School of Operations Research and Information Engineering, Cornell University; School of Data Science and  
Shenzhen Research Institute of Big Data, The Chinese University of Hong, Shenzhen, jd694@cornell.edu

Xiao Fang

Department of Statistics, The Chinese University of Hong Kong, Hong Kong, xfang@sta.cuhk.edu.hk

We derive and analyze new diffusion approximations with state-dependent diffusion coefficients to stationary distributions of Markov chains. Comparing with diffusion approximations with constant diffusion coefficients used widely in the applied probability community for the past 50 years, our new approximation achieves higher-order accuracy in terms of smooth test functions and tail probability proximity, while retaining the same computational complexity. To justify the accuracy of our new approximation, we present theoretical results for the Erlang-C model and numerical results for the Erlang-C model, the hospital model proposed in [Dai and Shi \(2017\)](#) and the autoregressive model with random coefficient and general error distribution. Our high-order approximations are derived recursively through Stein equations and the theoretical results are proved using Stein's method.

*Key words:* Stein's method; diffusion approximation; steady-state; convergence rate; moderate deviations; Erlang-C

*History:* This paper was first submitted on 12/7/2020.

---

## 1. Introduction

This paper proposes a new method for approximating the stationary distributions of Markov chains. The new approximations will be demonstrated numerically to be accurate in three models for a wide range of parameters. These three models are the  $M/M/n$  queue known as the Erlang-C model, the hospital model proposed in [Dai and Shi \(2017\)](#), and the autoregressive (AR(1)) model studied in [Blanchet and Glynn \(2018\)](#). We prove that the new method indeed achieves a high order convergence rate in the Erlang-C model.

To keep the development of this method focused, we restrict our Markov chains to be one-dimensional in this paper. We first develop the method for a discrete time Markov chain (DTMC). The development for continuous time Markov chains (CTMC) is analogous, and will be demonstrated in the Erlang-C model in [Section 3](#). Let  $X = \{X(n), n \geq 0\}$  be a DTMC admitting a stationary distribution, with its state space being a subset of  $\mathbb{R}$ . Let  $\tilde{X} = \{\tilde{X}(n), n \geq 0\}$ , where  $\tilde{X}(n) = \delta(X(n) - R)$  for some constants  $\delta > 0$  and  $R \in \mathbb{R}$ ; we will typically take  $R$  to be the fluid equilibrium of the Markov chain, and  $\delta$  will be related to its stochastic fluctuation around  $R$ . We are interested in deriving a family of diffusion approximations to the stationary distribution of  $\tilde{X}$ . To this end, let  $\tilde{X}(0)$  have the stationary distribution of  $\tilde{X}$ . Let  $W = \tilde{X}(0)$  and  $W' = \tilde{X}(1)$ . Stationarity implies that

$$\mathbb{E}f(W') - \mathbb{E}f(W) = 0 \tag{1}$$

for all  $f : \mathbb{R} \rightarrow \mathbb{R}$  such that the expectations exist. Assuming that  $f(x)$  is sufficiently smooth, we perform Taylor expansion on the left hand side above to get

$$0 = \mathbb{E}f(W') - \mathbb{E}f(W) = \mathbb{E} \left[ \sum_{i=1}^n \frac{1}{i!} \Delta^i f^{(i)}(W) + \frac{1}{(n+1)!} \Delta^{n+1} f^{(n+1)}(\xi) \right], \tag{2}$$

for  $n \in \mathbb{Z}_+$ , where  $\xi$  lies between  $W$  and  $W'$ . Note that the jump size  $\Delta$  equals our scaling term  $\delta$  times the jump size of the unscaled DTMC. Informally, the DTMCs we consider are those where the moments of the unscaled jump size are bounded by a constant independent of  $\delta$ , while  $\delta$  itself is close to zero. In this setting, the right hand side of (2) is governed by its lower order terms as  $\delta \rightarrow 0$ , which will motivate our approximations of  $W$ .

Letting  $\mathcal{W}$  be the state space of  $\tilde{X}$ , for each  $x \in \mathcal{W}$  let  $b(x) = \mathbb{E}(\Delta|W = x)$  be the infinitesimal drift of the Markov chain at state  $x$ . Let  $(\underline{w}, \overline{w})$  be the smallest interval containing  $\mathcal{W}$ , and assume  $b(x)$  is extended to be defined on all of  $(\underline{w}, \overline{w})$ . The precise form of the extension is unimportant for the time being, and we will see in our examples that this extension can be carried out naturally. Our proposed approximation to  $W$  is a continuous random variable  $Y$  that has support  $(\underline{w}, \overline{w})$  and density function

$$\frac{\kappa}{v(x)} \exp\left(\int_0^x \frac{b(y)}{v(y)} dy\right), \quad x \in (\underline{w}, \overline{w}), \quad (3)$$

where  $\kappa$  is the normalizing constant, and  $v(x) : (\underline{w}, \overline{w}) \rightarrow \mathbb{R}_+$  is some function to be specified below. We note that the distribution of  $Y$  is determined for a given *fixed* set of system parameters of the Markov chain. In particular,  $Y$  is well defined even when no limit is studied, and so the stationary distribution of the unscaled DTMC  $X$  would then be approximated by  $Y/\delta + R$ . The biggest question is of course how to choose  $v(x)$ , which we motivate by the following informal discussion.

Assume for the moment that  $(\underline{w}, \overline{w}) = \mathbb{R}$  and consider the diffusion process  $\{Y(t), t \geq 0\}$  satisfying the stochastic differential equation

$$Y(t) = Y(0) + \int_0^t b(Y(s)) ds + \int_0^t \sqrt{2v(Y(s))} dB(s), \quad (4)$$

where  $\{B(t), t \geq 0\}$  is the standard Brownian motion. Under mild regularity conditions on  $b(x)$  and  $v(x)$ , the above diffusion process is well defined and has a unique stationary distribution whose density is given by (3). Furthermore, the stationary density in (3) is characterized by

$$\mathbb{E}b(Y)f'(Y) + \mathbb{E}v(Y)f''(Y) = 0 \quad \text{for all suitable } f: \mathbb{R} \rightarrow \mathbb{R}. \quad (5)$$

When one or both of the endpoints of  $(\underline{w}, \overline{w})$  are finite, we would account for this by adding suitable boundary reflection terms.

In this paper we will think of  $Y$  as being a *diffusion approximation* of  $W$ . The characterization equation (5) is well known for Markov processes; see, for example, Ethier and Kurtz (1986). A related version is called the *basic adjoint relationship* in the context of multidimensional reflecting Brownian motions by Harrison and Williams (1987). Equation (5) is known as the *Stein equation* in the Stein research community; see, for example, Chen et al. (2011).

Ensuring  $Y$  is a good approximation of  $W$  requires a careful choice of  $v(x)$ . If we consider (2) with  $n = 2$ , and ignore the third order error term, then a natural choice is to use  $v(x) = v_1(x)$ , where  $v_1(x)$  is an extension of

$$\frac{1}{2}\mathbb{E}(\Delta^2|W = x) \quad (6)$$

to all of  $(\underline{w}, \overline{w})$ , i.e.  $v_1(x)$  is half the infinitesimal variance of the DTMC. Choosing a diffusion approximation whose drift and diffusion coefficient match the infinitesimal mean and infinitesimal variance of the Markov chain was done in Mandelbaum et al. (1998) and Ward and Glynn (2003), as well as more recently in Dai and Shi (2017).

Despite the natural choice in (6), most of the literature in the last 40 years does not use  $v_1$  to develop diffusion approximations. Instead, the typical choice is  $v(x) = v_0$ , where

$$v_0 = \frac{1}{2}v_1(0) = \frac{1}{2}\mathbb{E}(\Delta^2|W=0), \quad (7)$$

see, for example, [Halfin and Whitt \(1981\)](#), [Harrison and Nguyen \(1993\)](#), [Ward and Glynn \(2003\)](#), [Gurvich \(2014a\)](#), [Ward \(2012\)](#). The choice of  $x = 0$  in the argument of  $v_1(\cdot)$  above corresponds to the fluid model equilibrium of the Markov chain  $\tilde{X}$ . It is usually the case that  $v_0$  and  $v_1(W)$  are asymptotically close, and so using  $v_0$  is sufficient to prove a limit theorem, which is the focus of most of the diffusion approximation literature. However, as we demonstrate in Section 3 for the Erlang-C model, convergence to the  $v_1$ -approximation happens at a rate that is an order of magnitude faster than convergence to the  $v_0$ -approximation. Subsequently, while  $v_0$  is sufficient for the purposes of establishing a limit theorem, using  $v_0$  instead of the  $v_1$ -approximation leaves a lot on the table in terms of accuracy.

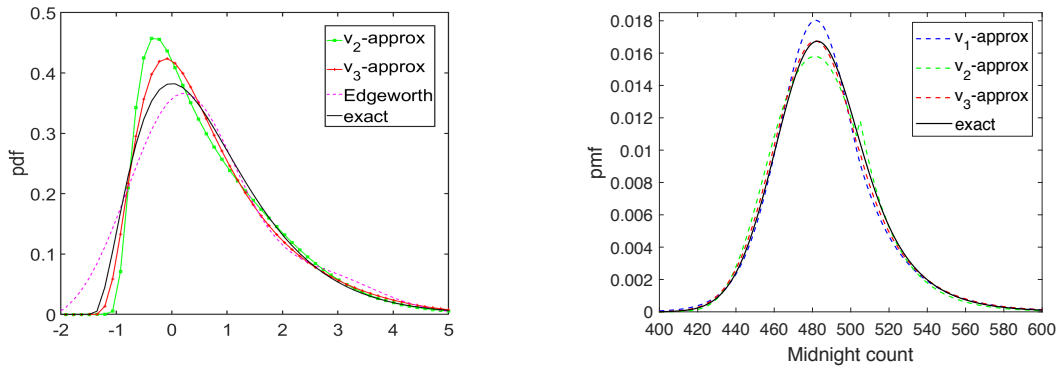
Given the superior performance of  $v_1(x)$  in the Erlang-C model, it is natural to ask whether  $v_1(x)$  leads to faster convergence rates (compared to the  $v_0$ -approximation) for other models as well. The answer is mixed. Although there are Markov chains beyond the Erlang-C system where the  $v_1$ -approximation achieves faster convergence rates, there are also Markov chains where this is not true. For instance, the hospital model that we consider in Section 4 is one such chain. This motivates the question: is the  $v_1$ -approximation the best one can do? As we will show, one can do better by tapping into the third and higher order terms in (2).

In this paper we show that there are other options for  $v(x)$  beyond  $v_0$  and  $v_1(x)$ . In fact, one can derive  $v_2(x), v_3(x), \dots$ , where  $v_n(x)$  depends on the first  $n + 1$  terms of the

Taylor expansion in (2). To give a preview, the diffusion approximation that uses third order information from the Taylor expansion in (2) is  $v(x) = v_2(x)$ , which is defined as

$$v_2(x) = v_2^{(\eta)}(x) = \max \left\{ \frac{a(x)}{2} - \frac{b(x)c(x)}{3a(x)} - \frac{a(x)}{6} \left( \frac{c(x)}{a(x)} \right)', \eta \right\} \quad \text{for } x \in (\underline{w}, \bar{w}), \quad (8)$$

where  $a(x)$  and  $c(x)$  are extensions of  $\mathbb{E}(\Delta^2|W=x)$  and  $\mathbb{E}(\Delta^3|W=x)$  to  $(\underline{w}, \bar{w})$ , respectively, and  $\eta > 0$  is a tuneable parameter selected to keep  $v_2(x)$  positive. We formally motivate and derive  $v_2(x)$  in Section 2, where we also elaborate on the need for  $\eta$  and how to choose it. To illustrate how to go beyond  $v_2(x)$ , we derive  $v_3(x)$  for two examples: the hospital model of Section 4 and the AR(1) model of Section 5.



(a) AR(1) model – approximating the pdf

(b) Hospital model – approximating the pmf

**Figure 1** Comparing the quality of different  $v_n$ -approximations for two different models

A preview of our findings is given in Figure 1. Figure 1a plots the probability density function (pdf) for the stationary distribution of the AR(1) model, which we define in Section 5, along with several pdf approximations. Our  $v_3$ -approximation is comparable to the Edgeworth-approximation developed in Blanchet and Glynn (2018) near the center of

the distribution and appears to be better in the tails. Figure 1b plots the pmf of the steady-state midnight count distribution of the hospital model of Dai and Shi (2017), as well as its approximations. The  $v_3$ -approximation curve distinctly outperforms the  $v_1$  curve, which is the state of the art approximation in the literature; see Feng and Shi (2018).

Given the difference in the accuracy of the approximations, some guidance is needed as to which  $v_n$ -approximation should be used. When dealing with diffusion approximations, one typically works with a sequence of Markov chains indexed by  $N$  such that  $N \rightarrow \infty$  represents an asymptotic parameter regime in which the Markov chain converges to the diffusion, e.g. heavy-traffic limits in queueing models. For large values of  $N$ , we expect all of our  $v_n$ -approximations to work relatively well, because all of them converge to the same limit as  $N \rightarrow \infty$ . It is for small values of  $N$  that the value of using say  $v_2(x)$  or  $v_3(x)$  over  $v_0$  or  $v_1(x)$  is the most pronounced.

Additionally, we have already said that the baseline convergence rate of the  $v_0$ -approximation can be improved by the  $v_1$ -approximation for some, but not all models. In general, the question of which  $v_n$ -approximation will give better convergence rates than the baseline  $v_0$ -approximation depends on the particular model and parameter regime of interest. For instance, in the Erlang-C model,  $v_1(x)$  yields faster convergence rates, while in the hospital model  $v_3(x)$  is required for faster convergence rates. We provide guidance to decide which  $v_n(x)$  to use in Section 4. For ease of exposition, we sometimes use the term “low-order approximation” when we refer to any approximation that achieves the same convergence rate as the  $v_0$ -approximation, and “high-order approximation” for an approximation whose convergence rate is faster than that of  $v_0$ . For example, in the Erlang-C

model, low-order refers to the  $v_0$ -approximation, while for the hospital model, it refers to the  $v_0$ ,  $v_1$ , and  $v_2$ -approximations.

The theoretical framework underpinning our work is Stein’s method, which was pioneered by [Stein \(1972\)](#). Specifically, we use the generator comparison framework of Stein’s method, which dates back to [Barbour \(1988\)](#), and was popularized recently in queueing theory by [Gurvich \(2014a\)](#). We remark that deriving the  $v_n$ -approximations is a relatively straightforward exercise in algebra. This is handy from a practical standpoint, as one can quickly derive and implement the approximations numerically. Proving theoretical guarantees takes more effort, and requires bounding the derivatives of the solution to the Poisson equation for the diffusion. With the help of the tools developed in Appendix B.1 of [Braverman \(2017\)](#), the latter task is usually tractable when the diffusion is one-dimensional.

To summarize, the novel contributions of this paper are the following.

1. We show in Section 2 how to derive the  $v_n$ -approximations for  $n \geq 2$ , and demonstrate numerically in Sections 3-5 the superior performance of these approximations compared to the  $v_0$  and  $v_1$ -approximations.
2. For the Erlang-C model, we provide theoretical guarantees on the improved performance of the  $v_1$ -approximation compared to the  $v_0$ -approximation. Theorem 1 shows that the distance between  $W$  and the  $v_1$ -approximation converges to zero at a rate of  $1/R$ . The distance used in Theorem 1 is similar to the widely used Wasserstein distance. Unlike the  $v_1$ -approximation, the distance of the  $v_0$ -approximation to  $W$  only decays at a rate of  $1/\sqrt{R}$ .



3. Again in the Erlang-C setting, Theorem 2 establishes Cramér-type moderate-deviations error bounds. If  $Y$  is an approximation of  $W$ , then moderate-deviations bounds refer to bounds on the relative error

$$\left| \frac{\mathbb{P}(W \geq z)}{\mathbb{P}(Y \geq z)} - 1 \right| \quad \text{and} \quad \left| \frac{\mathbb{P}(W \leq z)}{\mathbb{P}(Y \leq z)} - 1 \right|.$$

Compared to the Kolmogorov distance

$$\sup_{z \in \mathbb{R}} |\mathbb{P}(W \geq z) - \mathbb{P}(Y \geq z)|, \quad (9)$$

the relative error is a much more informative measure when the value being approximated is small, as is the case in the approximation of small tail probabilities. For many stochastic systems modeling service operations such as customer call centers and hospital operations, these small probabilities represent important performance metrics, e.g. at most 1% of customers waiting more than 10 minutes before getting into service. Theorem 2 is the first moderate-deviations result in the setting of steady-state diffusion approximations.

We prove, for the Erlang-C model, that the moderate-deviations error bound from  $v_1(x)$  is much more robust than the  $v_0$  counterpart, extending the tail region from moderate-deviations to large-deviations regions. This phenomenon is new in the Stein's method literature.

We conclude this section with some technical remarks on our nontrivial application of Stein's method to prove the theoretical results.

- i. Asymptotic expansions using Stein's method for  $\mathbb{E}h(W)$ , where  $W$  is the random variable of interest and  $h$  is a smooth test function, have been studied; see, for example,

Barbour (1986); Rinott and Rotar (2003). In contrast to these results and to the classical Edgeworth expansion, the general approach developed in Section 2 yields an approximation for the whole distribution of  $W$  via another probability distribution. This approach provides easy interpretability, rapid computability, and closer proximity to tail probabilities.

- ii. A typical result obtained by Stein's method is an error bound on a certain *global* distance between two probability distributions (e.g., the Kolmogorov distance or the Wasserstein distance). Moderate-deviations bounds control the relative error in approximating  $\mathbb{P}(W \leq x)$  by an upper bound that depends on  $x$ . Although Stein's method has been used to prove moderate-deviations bounds, the existing results apply only to diffusion approximations using  $v(x) = v_0$ . Our result, and that of Fang et al. (2019), which deals with expansions in the central limit theorem, are the first to consider higher-order approximations.

### 1.1. Literature Review

*Steady-state diffusion approximations.* In the last fifty years, diffusion approximations have been a major research theme within applied probability community for approximate steady-state analysis of many stochastic systems. See, for example, Kingman (1961), Halfin and Whitt (1981), Harrison and Nguyen (1993), Mandelbaum and Zeltyn (2009). Some of these approximations were initially motivated by *process-level limit theorems* that establish functional central limits in certain asymptotic parameter regions; see, for example, Reiman (1984), Bramson (1998), Williams (1998). The pioneering paper of Gamarnik and Zeevi (2006) initiated a wave of research, providing *steady-state limit theorems* justifying steady-state approximations when a certain set of system parameters converges to a limit. For

some examples of steady-state limit theorems, see [Tezcan \(2008\)](#), [Zhang and Zwart \(2008\)](#), [Budhiraja and Lee \(2009\)](#), [Katsuda \(2010\)](#), [Gamarnik and Stolyar \(2012\)](#), [Dai et al. \(2014\)](#), [Gurvich \(2014b\)](#), [Ye and Yao \(2016\)](#).

Steady-state limit theorems do *not* provide a rate of convergence nor provide an error bound. Recently, inspired by an earlier work [Gurvich et al. \(2014\)](#) for the  $M/M/n + M$  queue known as the Erlang-A model, [Gurvich \(2014a\)](#) developed a general approach to proving the rate of convergence for steady-state performance measures of many stochastic systems. In the setting of  $M/Ph/n + M$  queue with phase-type service time distributions, [Braverman and Dai \(2017\)](#) refined the approach in [Gurvich \(2014a\)](#), casting it into the Stein framework that have been extensively studied in the last 40 years. The Stein framework allows one to obtain an error bound, not just a limit theorem, for approximate steady-state analysis of a stochastic system with a *fixed* set of system parameters. Readers are referred to [Braverman et al. \(2016\)](#) for a tutorial introduction of using Stein's method for steady-state diffusion approximations of Erlang-A and Erlang-C models, where error bounds were established under a variety of metrics including the Wasserstein distance, Kolmogorov distance, and moment difference.

*Stein's method and moderate deviations.* Stein's method was first introduced by [Stein \(1972\)](#). We refer the reader to the book by [Chen et al. \(2011\)](#) for an introduction to Stein's method. Moderate deviations date back to [Cramér \(1938\)](#) who obtained expansions for tail probabilities for sums of independent random variables about the normal distribution. Stein's method for moderate deviations for general dependent random variables was first studied in [Chen et al. \(2013b\)](#). See [Chen et al. \(2013a\)](#), [Shao et al. \(2018\)](#), [Zhang \(2019\)](#), [Fang et al. \(2019\)](#) for further developments.

*Refined mean-field approximations.* First-order approximations such as mean-field, or fluid model approximations capture the deterministic flow of the Markov chain while ignoring the stochastic effects. A recent series of papers, [Gast and Van Houdt \(2017\)](#), [Gast et al. \(2018\)](#), [Gast et al. \(2019\)](#), explores refined mean-field approximations for computing moments of the Markov chain stationary distribution. In those papers, the authors are able to explicitly compute correction terms to the mean-field approximation, which significantly improve the accuracy of the approximation and speed up the rate at which the approximation error converges to zero. However, the computation of these correction terms requires assuming that the mean-field model is globally exponentially stable, and that the infinitesimal drift of the Markov chain is differentiable. These assumptions are not trivially satisfied by all models, e.g. both fail to hold in the Erlang-C model. Furthermore, unlike a diffusion approximation, a fluid approximation cannot approximate the entire probability distribution of a random variable.

## 1.2. Notation and Organization of the Paper

For  $a, b \in \mathbb{R}$ , we use  $a^+$ ,  $a^-$ ,  $a \wedge b$ , and  $a \vee b$  to denote  $\max(a, 0)$ ,  $\max(-a, 0)$ ,  $\min(a, b)$ , and  $\max(a, b)$ , respectively. We adopt the convention that  $\sum_{l=k_1}^{k_2} = 0$  if  $k_2 < k_1$ .

In Section 2, we derive the  $v_2$ -approximation and illustrate the theoretical framework behind it. In Sections 3–5, we study the performance of various  $v_n$ -approximations for three different Markov chains. To keep the main paper within a reasonable length, some details of the proofs are left to the Appendix.

## 2. Deriving the Diffusion Approximations

What follows can be repeated for continuous time Markov chains (CTMC). Instead of  $\mathbb{E}f(W') - \mathbb{E}f(W) = 0$ , we would use with the identity  $\mathbb{E}Gf(W) = 0$ , where  $G$  is the generator of the CTMC. The rest of the steps hold analogously.

Suppose  $Y$  is a random variable with density given by (3), and assume for simplicity that  $(\underline{w}, \overline{w}) = \mathbb{R}$ . Fix a test function  $h : \mathbb{R} \rightarrow \mathbb{R}$  with  $\mathbb{E}h(Y) < \infty$ , and let  $f_h(x)$  be the solution to the Poisson equation

$$b(x)f'_h(x) + v(x)f''_h(x) = \mathbb{E}h(Y) - h(x), \quad x \in \mathbb{R}. \quad (10)$$

Taking expected values with respect to  $W$  and using (1), we see that

$$\mathbb{E}h(Y) - \mathbb{E}h(W) = \mathbb{E}b(W)f'_h(W) + \mathbb{E}v(W)f''_h(W) - (\mathbb{E}f_h(W') - \mathbb{E}f_h(W)). \quad (11)$$

We have implicitly assumed that  $\mathbb{E}f_h(W) < \infty$ , which generally holds in practice. Let us now derive the  $v_2$ -approximation.

### 2.1. The $v_2$ -Approximation

Let  $d(x)$  be an extension of  $\mathbb{E}(\Delta^4 | W = x)$  to  $(\underline{w}, \overline{w})$ , and consider (2) with  $n = 3$ , which states that

$$\mathbb{E}b(W)f'(W) + \frac{1}{2}\mathbb{E}a(W)f''(W) + \frac{1}{6}\mathbb{E}c(W)f'''(W) = -\frac{1}{24}\mathbb{E}d(W)f^{(4)}(\xi_1) \quad (12)$$

for all sufficiently differentiable functions  $f(x)$  for which the expectations above exist.

Throughout the rest of this section, we use  $\xi_i$  to denote a number between  $W$  and  $W'$  that corresponds to the Taylor expansion error term argument. Since  $\Delta$  is small, we treat the

right hand side as error, and use the left hand side to derive a diffusion approximation. The challenge to overcome is that the stationary density of the diffusion is characterized by (5), which only considers the first two derivatives of a function  $f(x)$ , whereas the left hand side of (12) contains three derivatives.

To deal with this, we consider (2) again but with  $n = 2$ :

$$\mathbb{E}b(W)f'(W) + \frac{1}{2}\mathbb{E}a(W)f''(W) = -\frac{1}{6}\mathbb{E}c(W)f'''(\xi_2). \quad (13)$$

Fix  $f(x)$  and consider a function  $g(x)$  that satisfies  $g'(x) = \frac{c(x)}{a(x)}f''(x)$ . The second derivative of  $g(x)$  satisfies

$$g''(x) = \left(\frac{c(x)}{a(x)}\right)' f''(x) + \frac{c(x)}{a(x)} f'''(x).$$

Evaluating (13) with  $g(x)$  in place of  $f(x)$  there yields

$$\mathbb{E}\frac{b(W)c(W)}{a(W)}f''(W) + \mathbb{E}\frac{a(W)}{2}\left(\frac{c(W)}{a(W)}\right)'f''(W) + \frac{1}{2}\mathbb{E}c(W)f'''(W) = -\frac{1}{6}\mathbb{E}c(W)g'''(\xi_2).$$

Rearranging terms, we have

$$\frac{1}{6}\mathbb{E}c(W)f'''(W) = -\mathbb{E}\left(\frac{b(W)c(W)}{3a(W)} + \frac{a(W)}{6}\left(\frac{c(W)}{a(W)}\right)'\right)f''(W) - \frac{1}{18}\mathbb{E}c(W)g'''(\xi_2). \quad (14)$$

Substituting (14) into (12), we obtain

$$\begin{aligned} & \mathbb{E}b(W)f'(W) + \mathbb{E}\left(\frac{a(W)}{2} - \frac{b(W)c(W)}{3a(W)} - \frac{a(W)}{6}\left(\frac{c(W)}{a(W)}\right)'\right)f''(W) \\ &= \frac{1}{18}\mathbb{E}c(W)g'''(\xi_2) - \frac{1}{24}\mathbb{E}d(W)f^{(4)}(\xi_1) \end{aligned} \quad (15)$$

As a heuristic, we set the right hand sides of (12) and (13) to zero, and arrive at

$$\mathbb{E}b(W)f'(W) + \mathbb{E}\left(\frac{a(W)}{2} - \frac{b(W)c(W)}{3a(W)} - \frac{a(W)}{6}\left(\frac{c(W)}{a(W)}\right)'\right)f''(W) \approx 0.$$

We define

$$\underline{v}_2(x) = \left( \frac{a(x)}{2} - \frac{b(x)c(x)}{3a(x)} - \frac{a(x)}{6} \left( \frac{c(x)}{a(x)} \right)' \right), \quad x \in \mathbb{R}, \quad (16)$$

and set  $v_2(x) = (\underline{v}_2(x) \vee \eta)$  for some  $\eta > 0$ . The truncation level  $\eta$  should be close to zero, and if  $\inf_{x \in (\underline{w}, \overline{w})} \underline{v}_2(x) > 0$ , then we choose  $\eta$  to be smaller than this infimum.

We enforce  $v(x) > 0$  because there may be issues with the integrability of the density in (3) if  $v(x)$  is allowed to be negative. For instance, in all three examples considered in this paper,  $b(x) > 0$  when  $x$  is to the left of the fluid equilibrium of  $W$ , and  $b(x) < 0$  when  $x$  is to the right of the fluid equilibrium, i.e. the DTMC drifts back towards its equilibrium. This drift towards equilibrium is intimately tied to the positive recurrence of the DTMC, and can therefore be thought of as a reasonable assumption even if we go beyond this paper's three examples. Now if  $v(x)$  is allowed to be negative, then it may be that  $\kappa = \infty$  in (3), e.g. if  $v(x) < 0$  for  $x > K$  for some threshold  $K$ . Conversely,  $\inf_{x \in (\underline{w}, \overline{w})} v(x) > 0$  is sufficient to ensure  $\kappa < \infty$  in all three of our examples. Another, more intuitive reason why  $v(x) > 0$ , is that a diffusion coefficient cannot be negative, e.g. the square root in (4) has to be real-valued.

## 2.2. Theoretical Guarantees for $v_2(x)$

The Poisson equation introduced at the start of this section can be used to write down the error of the  $v_2$ -approximation. Letting  $v(x) = v_2(x)$  in (11), and replacing  $\mathbb{E}f(W') - \mathbb{E}f(W)$  there with (15), we get

$$\begin{aligned} \mathbb{E}h(Y) - \mathbb{E}h(W) &= \mathbb{E} \left[ 1(v_2(W) = \eta) (\eta - \underline{v}_2(W)) f_h''(W) \right] \\ &\quad + \frac{1}{18} \mathbb{E}c(W) g_h'''(\xi_2) + \frac{1}{24} \mathbb{E}d(W) f_h^{(4)}(\xi_1). \end{aligned}$$

where  $g'_h(x) = \frac{c(x)}{a(x)} f''_h(x)$ . We have again made an implicit assumption that  $f_h(x)$  is sufficiently regular. The regularity of  $f_h(x)$  is entirely determined by the regularity of  $b(x)$ ,  $v(x)$ , and  $h(x)$ .

We point out two things. First, the error of truncating by  $\eta$  is represented by the first term on the right hand side above. We see that if  $\mathbb{P}(v_2(W) = \eta)$  is small, and  $\underline{v}_2(W)$  does not stray too far from  $\eta$ , then the truncation does not introduce too much extra error. This happens to be the case in all the examples considered in this paper. However, in the event the truncation error is non-negligible, one heuristic is to use a hybrid approximation  $v(x)$ , which roughly speaking, equals  $v_2(x)$  for those  $x$  where  $v_2(x)$  is positive, and the lower order  $v_1(x)$  for those  $x$  where  $v_2(x)$  is negative. Since  $v_1(x) = \frac{1}{2}\mathbb{E}(\Delta^2|W = x) > 0$  for all  $x \in \mathcal{W}$ , this hybrid  $v(x)$  is guaranteed to be positive. We expand on this hybrid construction and give a detailed example in Section 5.3, where we create a hybrid approximation based on  $v_3(x)$  and  $v_2(x)$ .

Second, while the expression above holds in general, meaningful bounds on the right hand side must be proved on a case-by-case basis for each new Markov chain. In this paper we provide theoretical guarantees only for the Erlang-C model. For the remaining models, we use numerical results to justify our approximations.

### 3. Erlang-C Model

The purpose of this section is to give an example where the superior performance of the  $v_1$ -approximation over the  $v_0$ -approximation can be quantified theoretically. We formally introduce the model and derive its high-order approximation in Section 3.1. Section 3.2 presents the theoretical results of this paper. Theorem 1 justifies the term “high-order” mathematically. Theorems 2 and 3 state the Cramér-type moderate deviations results. Section 3.4 presents extensive numerical results.



### 3.1. The Model and the Approximation

The model we work with here is the  $M/M/n$  system, known as the Erlang-C system. This system has  $n$  homogeneous servers that serve customers in a first-in-first-serve manner. Customers arrive according to a Poisson process with rate  $\lambda$ , and customer service times are assumed to be i.i.d. having exponential distribution with mean  $1/\mu$ . An important quantity in the system is the offered load, defined as  $R = \lambda/\mu$ , which is also the equilibrium of the associated fluid model. The customer count process  $X = \{X(t), t \geq 0\}$  is a continuous time Markov chain, where  $X(t)$  is the number of customers in the system at time  $t$ . This CTMC admits a stationary distribution if and only if  $R < n$ , which we assume from now on.

We pick the scaling parameter  $\delta = \frac{1}{\sqrt{R}}$  and consider the scaled CTMC  $\tilde{X} = \{\tilde{X}(t) = \delta(X(t) - R), t \geq 0\}$  and set the random variable  $W$  to have the stationary distribution of  $\tilde{X}$ . The support of  $W$  is  $\mathcal{W} = \{\delta(n - R) : n \in \mathbb{Z}_+\}$ , and so the smallest interval containing  $\mathcal{W}$  is

$$(\underline{w}, \bar{w}) = [-\delta R, \infty) = [-\sqrt{R}, \infty). \quad (17)$$

To derive the diffusion approximation, we must use the generator of  $\tilde{X}$ , which equals (cf. Eq. (3.6) of Braverman et al. (2016))

$$G_{\tilde{X}} f(x) = \lambda(f(x + \delta) - f(x)) + \mu[(x/\delta + R) \wedge n](f(x - \delta) - f(x)), \quad (18)$$

where  $x$  is of the form  $x = \delta(k - R)$ , for some integer  $k \geq 0$ , and corresponds to  $k$  customers being in the system. Proposition 1.1 in Henderson (1997) states that

$$\mathbb{E} G_{\tilde{X}} f(W) = \mathbb{E} \left[ \lambda(f(W + \delta) - f(W)) + \mu[(W/\delta + R) \wedge n](f(W - \delta) - f(W)) \right] = 0 \quad (19)$$

for all  $f(x)$  for which  $\mathbb{E}|f(W)| < \infty$ . Taylor expansion of the above quantity yields

$$\mathbb{E}b(W)f'(W) + \mathbb{E}\frac{a(W)}{2}f''(W) = -\frac{1}{6}(\delta^3\lambda f'''(\xi_1) - \delta^3\mu[(W/\delta + R) \wedge n]f'''(\xi_2)), \quad (20)$$

where  $\xi_1 \in (W, W + \delta)$ ,  $\xi_2 \in (W - \delta, W)$ , and

$$b(x) = \delta\left(\lambda - \mu[(x/\delta + R) \wedge n]\right), \quad (21)$$

$$a(x) = \delta^2\left(\lambda + \mu(x/\delta + R) \wedge n\right) = 2\mu - \delta b(x), \quad (22)$$

for  $x \in \mathcal{W}$ . The drift  $b(x)$  can be rewritten as

$$b(x) = \mu((\beta - x)^+ - \beta) = \begin{cases} -\mu\beta & \text{if } x \geq \beta, \\ -\mu x & \text{if } x < \beta, \end{cases} \quad x \in \mathcal{W},$$

with the constant  $\beta$  defined as

$$\beta = \delta(n - R) > 0. \quad (23)$$

Equation (23) is equivalent to the following

$$n = R + \beta\sqrt{R}. \quad (24)$$

In (24), the number of servers is equal to the offered load  $R$  plus the  $\beta$  times  $\sqrt{R}$ . Equation (24) is known as the square-root safety staffing rule. When  $\beta$  is fixed, the offered load  $R \rightarrow \infty$  implies that  $n \rightarrow \infty$ . This parameter region for  $(\lambda, n, \mu)$  with  $\mu$  being fixed is known as the Halfin-Whitt regime; Halfin and Whitt (1981). It is also known as the *quality-and efficiency-driven regime* because in this parameter region, the system simultaneously achieves short average waiting time (quality) and high server utilization (efficiency); Gans

et al. (2003). While some results of this paper assume the Halfin-Whitt regime, others do not.

We extend  $b(x)$  to the entire real line via

$$b(x) = \mu((\beta - x)^+ - \beta), \quad x \in \mathbb{R}. \quad (25)$$

We also want to extend  $a(x)$  to  $\mathbb{R}$ , but because  $a(x)$  will be used for the diffusion coefficient, we want this extension to be positive. Since  $\mathcal{W} \subset [-\sqrt{R}, \infty)$ , we define

$$a(x) = \begin{cases} 2\mu - \delta b(x), & x \geq -\sqrt{R}, \\ 2\mu - \delta b(-\sqrt{R}), & x \leq -\sqrt{R} \end{cases} = \mu \left( 1 + 1(x > -\sqrt{R}) \left( 1 - \frac{\delta}{\mu} b(x) \right) \right), \quad x \in \mathbb{R}. \quad (26)$$

We define the  $v_1$ -approximation for  $W$  to be the random variable  $Y$  with density

$$\frac{\kappa}{a(x)} \exp \left( \int_0^x \frac{2b(y)}{a(y)} dy \right), \quad x \in \mathbb{R}, \quad (27)$$

where  $\kappa > 0$  is the normalization constant. We now present theoretical guarantees on the performance of the  $v_1$ -approximation, and compare it to the  $v_0$ -approximation.

REMARK 1. To better approximate  $W$ , we can use a diffusion process defined on  $[-\sqrt{R}, \infty]$  with a reflecting condition at the left boundary of  $x = -\sqrt{R}$ . However, our theorems in Section 3.2 are all intended for the asymptotic regimes when  $R \rightarrow \infty$ . Since  $R < n$ , the growth of  $R$  implies the growth of  $n$ , and so the setting of our theoretical results is the many-server heavy traffic setting in which both Markov chain and diffusion spend very little time around  $x = -\sqrt{R}$ . Another way to see this is that the probability of an empty system shrinks rapidly as  $R$  grows. Hence, in the many-server heavy traffic setting, the choice between a reflected diffusion on  $[-\sqrt{R}, \infty]$ , or a diffusion defined on  $\mathbb{R}$  is inconsequential.

### 3.2. Theoretical Results for the $v_1$ -Approximation

Define the class of all Lipschitz-1 functions by

$$\text{Lip}(1) = \{h : \mathbb{R} \rightarrow \mathbb{R} \mid |h(x) - h(y)| \leq |x - y| \text{ for all } x, y \in \mathbb{R}\}.$$

The following is our first theoretical result to support the high order approximation for the Erlang-C model. The theorem states that the approximation error of  $Y$  decreases at a rate of  $1/R$  in terms of smooth test functions. Error bounds of the flavor of Theorem 1 have been established in Gurvich et al. (2014), Gurvich (2014a), Braverman and Dai (2017), Braverman et al. (2016), all of which study convergence rates for steady-state diffusion approximations of various models. Our rate of  $1/R$  is an order of magnitude better than the rates in any of the previously mentioned papers, where the authors have obtained rates that would be equivalent to  $1/\sqrt{R}$  in our model.

**THEOREM 1.** *There exists a constant  $C > 0$  (independent of  $\lambda, n$ , and  $\mu$ ), such that for all  $n \geq 1, \lambda > 0$ , and  $\mu > 0$  satisfying  $1 \leq R < n$ ,*

$$d_{W_2}(W, Y) \equiv \sup_{h \in W_2} |\mathbb{E}h(W) - \mathbb{E}h(Y)| \leq \frac{C}{R}, \quad (28)$$

where  $Y$  has density as in (27) and

$$W_2 = \{h : \mathbb{R} \rightarrow \mathbb{R} \mid h(x), h'(x) \in \text{Lip}(1)\}. \quad (29)$$

Theorem 1 first appeared as Theorem 3.1 in Braverman (2017). The proof is mostly mechanical, and we do not repeat it in this paper. However, we make note of a technical nuance that will likely come up when one pursues high order convergence results for other models.

The solution to the Poisson equation

$$b(x)f'_h(x) + \frac{1}{2}a(x)f''_h(x) = \mathbb{E}h(Y) - h(x),$$

has a discontinuous third derivative. Rearranging the equation above yields

$$f'''_h(x) = \left( \frac{2b(x)}{a(x)}f_h(x) + \frac{2}{a(x)}(\mathbb{E}h(Y) - h(x)) \right)',$$

which follows from rearranging the Poisson equation. Since  $b(x)$  and  $a(x)$  are both piecewise linear functions, they have discontinuous derivatives, meaning  $f'''_h(x)$  is discontinuous.

This comes up when analyzing the gap between  $Y$  and  $W$ :

$$\begin{aligned} \mathbb{E}h(Y) - \mathbb{E}h(W) &= \mathbb{E}b(W)f'_h(W) + \mathbb{E}\frac{1}{2}a(W)f''_h(W) \\ &= -\frac{1}{6}\delta^2\mathbb{E}b(W)f'''_h(W) - \frac{1}{6}\delta^3\lambda(f'''_h(\xi_1) - f'''_h(W)) \\ &\quad + \frac{1}{6}\delta^3\mu[(W/\delta + R) \wedge n](f'''_h(\xi_2) - f'''_h(W)), \end{aligned} \quad (30)$$

where the second equality follows from (20) and the definition of  $b(x)$  in (21). Now if the fourth derivative existed everywhere, then the mean value theorem would imply that

$$\left| f'''_h(\xi_i) - f'''_h(W) \right| = |\xi_i - W| \left| f^{(4)}_h(\xi'_i) \right| \leq \delta f^{(4)}_h(\xi'_i), \quad i = 1, 2,$$

for some  $\xi'_i$ . The extra  $\delta = 1/\sqrt{R}$  factor on the right hand side above is essential to achieving the  $1/R$  convergence rate in Theorem 1. However when  $f'''_h(x)$  is discontinuous at a point that falls between  $W$  and  $\xi_i$ , then the above equality no longer holds and we lose out on the extra  $\delta$  factor.

The solution to this issue is to observe that  $f'''_h(x)$  is discontinuous only at the kinks of  $a(x)$  and  $b(x)$ , which happen to be the two points  $x = \beta$  and  $x = -\sqrt{R}$ . The proof of

Theorem 1 uses the fact that the probability that either of these two points fall between  $W$  and  $\xi_i$  is small enough to achieve the desired  $1/R$  rate of convergence.

To summarize, discontinuities of  $f_h(x)$  or its derivatives limit the order to which we can perform Taylor expansion on the generator (in the CTMC case) or on  $\mathbb{E}f(W') - \mathbb{E}f(W)$  (in the DTMC case), which in turn complicates establishing theoretical guarantees. However, the theoretical analysis can still be carried out provided one can show that these discontinuities are rare under the stationary distribution of the Markov chain.

### 3.3. The $v_0$ -Approximation

The  $v_0$ -approximation for the Erlang-C System was studied in Braverman et al. (2016). We recall from (7) that  $v_0 = v_1(0) = \mu$ , and so the  $v_0$ -approximation is a random variable  $Y_0$  with density

$$\kappa_0 \exp\left(\int_0^x \frac{b(y)}{\mu} dy\right), \quad x \in \mathbb{R}, \quad (31)$$

where  $\kappa_0$  is a normalizing constant and  $b(x)$  is as in (25). Provided  $R < n$ , the bound

$$\sup_{h \in \text{Lip}(1)} |\mathbb{E}h(W) - \mathbb{E}h(Y_0)| \leq \frac{205}{\sqrt{R}}, \quad (32)$$

was established by Braverman et al. (2016). The result in (32) is a rate of convergence for the Wasserstein distance; the class  $\text{Lip}(1)$  of test functions is large enough to imply convergence in distribution. Although  $W_2$  in (29) is a smaller class than  $\text{Lip}(1)$ , it is still rich enough to imply convergence in distribution. In particular, it was shown in Lemma 3.5 of Braverman (2017) that by approximating the indicator function of a half line by Lipschitz functions with bounded second derivatives, convergence in the  $d_{W_2}$  metric implies convergence in distribution.

To understand why  $Y_0$  achieves a convergence rate of  $1/\sqrt{R}$  compared to the  $1/R$  of  $Y$ , let us examine the error

$$\mathbb{E}h(Y_0) - \mathbb{E}h(W) = \mathbb{E}b(W)f'_h(W) + v_1(0)f''_h(W),$$

where  $f_h(x)$  is the solution to the Poisson equation tied to  $v_0$ . By using (20), the right hand side above equals

$$\begin{aligned} & -\frac{1}{2}\mathbb{E}(a(W) - a(0))f''_h(W) - \frac{1}{6}\delta^2\mathbb{E}b(W)f'''_h(W) \\ & - \frac{1}{6}\delta^3\lambda(f'''_h(\xi_1) - f'''_h(W)) + \frac{1}{6}\delta^3\mu[(W/\delta + R) \wedge n](f'''_h(\xi_2) - f'''_h(W)). \end{aligned} \quad (33)$$

The error term in (33) looks very similar to that in (30), with two key differences. In the former, the function  $f_h(x)$  solves the Poisson equation for  $v_0$ , while in the latter, it solves the Poisson equation for  $v_1(x)$ . However, this difference is inconsequential, because Lemmas 2.4 and 3.3 of Braverman (2017) tell us that the upper bounds on the derivatives of  $f_h(x)$  are of the same order of magnitude for both the  $v_0$  and  $v_1$ -approximations. The second difference is the presence of  $\frac{1}{2}\mathbb{E}(a(W) - a(0))f''_h(W)$  in (33). While all other terms in (33) can be shown to be of order  $\delta^2$ , the term above is of order  $\delta$  and is the bottleneck in the convergence rate. It is present because the  $v_0$  diffusion does not fully capture the second order term in the Taylor expansion of the CTMC generator.

We now present moderate-deviations bounds for our  $v_1$ -approximation.

**THEOREM 2.** *Assume  $n = R + \beta\sqrt{R}$  for some fixed  $\beta > 0$ . There exists a constant  $C = C(\beta) > 0$  such that*

$$\left| \frac{\mathbb{P}(W \geq z)}{\mathbb{P}(Y \geq z)} - 1 \right| \leq \frac{C}{\sqrt{R}} \left( 1 + \frac{z \wedge R}{\sqrt{R}} \right) \quad \text{for } z > 0 \text{ and} \quad (34)$$

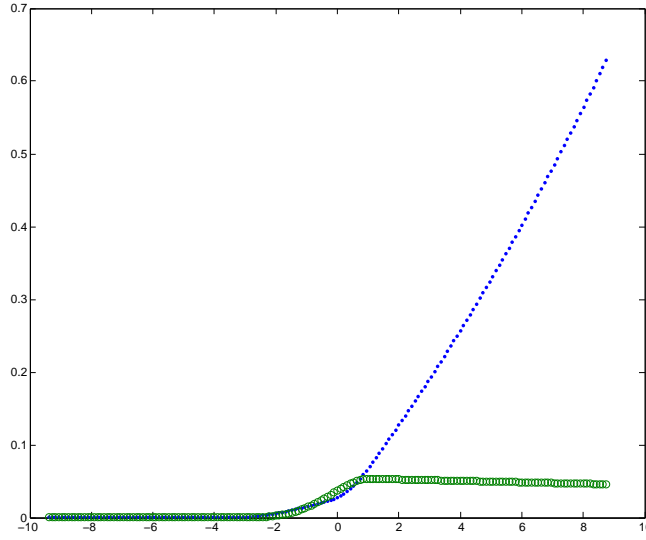
$$\left| \frac{\mathbb{P}(W \leq -z)}{\mathbb{P}(Y \leq -z)} - 1 \right| \leq \frac{C}{\sqrt{R}} \left( 1 + z + \frac{z^4}{\sqrt{R}} \right), \quad \text{for } 0 < z = O(R^{1/4}). \quad (35)$$

To contrast Theorem 2, we state the following theorem for  $Y_0$ .

**THEOREM 3.** Assume  $n = R + \beta\sqrt{R}$  for some fixed  $\beta > 0$ . There exists a constant  $C = C(\beta) > 0$  such that

$$\left| \frac{\mathbb{P}(W \geq z)}{\mathbb{P}(Y_0 \geq z)} - 1 \right| \leq \frac{C}{\sqrt{R}} (1 + z) \quad \text{for } 0 < z = O(R^{1/2}) \text{ and} \quad (36)$$

$$\left| \frac{\mathbb{P}(W \leq -z)}{\mathbb{P}(Y_0 \leq -z)} - 1 \right| \leq \frac{C}{\sqrt{R}} (1 + z^3), \quad \text{for } 0 < z = O(R^{1/6}). \quad (37)$$



**Figure 2**  $n = 100, \rho = 0.9$ . The plot above shows the relative error of approximating  $\mathbb{P}(W \geq z)$ . The x-axis displays the value of  $z$ ; when  $z = 8$ ,  $\mathbb{P}(X(\infty) \geq z) \approx 10^{-4}$ . The blue dots correspond to  $\left| \frac{\mathbb{P}(W \geq z)}{\mathbb{P}(Y_0 \geq z)} - 1 \right|$ , the error of the constant diffusion coefficient approximation. The green circles correspond to  $\left| \frac{\mathbb{P}(W \geq z)}{\mathbb{P}(Y \geq z)} - 1 \right|$ , the error from the high-order, state-dependent coefficient approximation.

Figure 2 compares the quality of the right tail approximation by both  $Y$  and  $Y_0$ . There, we can observe the linearity of the bound (36). In contrast, (34) guarantees a constant



bound independent of the value of  $z$ . We discuss the results of this figure further in the end of Section 3.4. Inequality (34) is a special case of Theorem 4.1 of Braverman (2017), and so we do not prove it here. We prove (35) in Section EC.1. Theorem 3 follows from a similar and simpler proof, which is given in Section EC.2. We now move on to some numerical results that show  $Y$  consistently outperforming  $Y_0$ .

### 3.4. Numerical Results

We first examine the approximation of moments. In Table 1 we see that for large or heavily loaded systems, i.e. when  $R$  is either large or close to  $n$ , the approximation  $Y_0$  performs reasonably well. For some applications, approximation errors of  $< 1\%$  are considered satisfactory, and so the reduction in error when using  $Y$  may not be as impressive. The real improvement offered by  $Y$  is for smaller systems with lighter loads, which is shown in the first rows of the  $n = 5$  and  $n = 100$  cases of Table 1.

$n = 5$					
$R$	$\mathbb{E}W$	$ \mathbb{E}Y_0 - \mathbb{E}W $	Relative Error	$ \mathbb{E}Y - \mathbb{E}W $	Relative Error
3	0.20	$5.87 \times 10^{-2}$	28.69%	$9.34 \times 10^{-3}$	4.57%
4	1.11	$9.91 \times 10^{-2}$	8.95%	$1.12 \times 10^{-2}$	1.08%
4.9	21.04	$1.28 \times 10^{-1}$	0.61%	$1.29 \times 10^{-2}$	0.06%
4.95	43.39	$1.29 \times 10^{-1}$	0.30%	$1.29 \times 10^{-2}$	0.03%
4.99	222.26	$1.30 \times 10^{-1}$	0.06%	$1.29 \times 10^{-2}$	0.006%

$n = 100$					
$R$	$\mathbb{E}W$	$ \mathbb{E}Y_0 - \mathbb{E}W $	Relative Error	$ \mathbb{E}Y - \mathbb{E}W $	Relative Error
60	$2.97 \times 10^{-7}$	$2.73 \times 10^{-7}$	91.83%	$5.11 \times 10^{-8}$	17.24%
80	$8.79 \times 10^{-3}$	$2.25 \times 10^{-3}$	25.60%	$1.03 \times 10^{-4}$	1.17%
98	3.84	$2.85 \times 10^{-2}$	0.74%	$7.00 \times 10^{-4}$	0.02%
99	8.78	$3.04 \times 10^{-2}$	0.35%	$7.26 \times 10^{-4}$	0.008%
99.8	48.74	$3.19 \times 10^{-2}$	0.07%	$7.46 \times 10^{-4}$	0.002%

**Table 1**  $Y$  consistently outperforms  $Y_0$ .

In Table 2 we see that the errors of  $Y_0$  and  $Y$  indeed decrease at a rate of  $1/\sqrt{R}$  and  $1/R$ , respectively, confirming that the rates in (28) and (32) are sharp. Furthermore, the table suggests that the approximation error of the second moment also decreases at a rate of  $1/R$ , even though (28) does not guarantee this. Numerically, we observed a rate of  $1/R$  for higher moments as well.

$n$	$R$	$\mathbb{E}W$	$ \mathbb{E}W - \mathbb{E}Y_0 $	$ \mathbb{E}W - \mathbb{E}Y $	$\mathbb{E}W^2$	$ \mathbb{E}W^2 - \mathbb{E}Y_0^2 $	$ \mathbb{E}W^2 - \mathbb{E}Y^2 $
5	4	1.11	$9.9 \times 10^{-2}$	$1.2 \times 10^{-2}$	6.54	1.00	$6 \times 10^{-2}$
50	46.59	1.04	$3.2 \times 10^{-2}$	$1.2 \times 10^{-3}$	5.84	0.30	$5.7 \times 10^{-3}$
500	488.94	1.02	$1.0 \times 10^{-2}$	$1.2 \times 10^{-4}$	5.63	0.092	$5.6 \times 10^{-4}$
5000	4965	1.01	$3.3 \times 10^{-3}$	$1.2 \times 10^{-5}$	5.57	0.029	$5.5 \times 10^{-5}$

**Table 2** As the offered load increases by a factor of 10 (approximately), the approximation error of  $Y_0$  shrinks at a rate of  $\sqrt{10}$ , whereas the approximation error of  $Y$  shrinks at a rate of 10. Similar experiments for moments higher than the second yield consistent results.

Next, we consider approximating the cumulative distribution function (CDF) of  $W$ . We write  $d_K(U, V)$  to denote the Kolmogorov distance between two random variables  $U$  and  $V$ , which is defined as

$$d_K(U, V) \equiv \sup_{x \in \mathbb{R}} |\mathbb{P}(U \leq x) - \mathbb{P}(V \leq x)|. \quad (38)$$

Results for the CDF are in Table 3, which show that  $Y$  performs better than  $Y_0$  despite the convergence of  $d_K(W, Y)$  to zero still occurring at a rate of  $1/\sqrt{R}$ , and not  $1/R$ .

$n = 5$			$n = 100$		
$R$	$d_K(W, Y_0)$	$d_K(W, Y)$	$R$	$d_K(W, Y_0)$	$d_K(W, Y)$
3	$1.32 \times 10^{-1}$	$9.27 \times 10^{-2}$	60	$3.43 \times 10^{-2}$	$2.58 \times 10^{-2}$
4	$8.76 \times 10^{-2}$	$6.41 \times 10^{-2}$	80	$2.93 \times 10^{-2}$	$2.23 \times 10^{-2}$
4.9	$1.32 \times 10^{-2}$	$9.48 \times 10^{-3}$	98	$1.03 \times 10^{-2}$	$8.10 \times 10^{-3}$
4.95	$6.84 \times 10^{-3}$	$4.84 \times 10^{-3}$	99	$5.86 \times 10^{-3}$	$4.53 \times 10^{-3}$
4.99	$1.41 \times 10^{-3}$	$9.84 \times 10^{-4}$	99.98	$1.31 \times 10^{-3}$	$9.93 \times 10^{-4}$

$n$	$R$	$d_K(W, Y_0)$	$d_K(W, Y)$
5	4	$8.76 \times 10^{-2}$	$6.41 \times 10^{-2}$
50	46.59	$2.60 \times 10^{-2}$	$2.11 \times 10^{-2}$
500	488.94	$7.98 \times 10^{-3}$	$6.48 \times 10^{-3}$
5000	4965	$2.50 \times 10^{-3}$	$2.03 \times 10^{-3}$

**Table 3** Approximating the cumulative distribution function of  $W$ . In the second table, as  $R$  increases by a factor of 10 (approximately), both  $d_K(W, Y_0)$  and  $d_K(W, Y)$  decrease by a factor of  $\sqrt{10}$ , and not 10.

Finally, we compare moderate-deviations errors. Let  $\rho = R/n$  be the system utilization. Figure 2 displays the relative error of approximating  $\mathbb{P}(W \geq z)$  when  $n = 100$  and  $\rho = 0.9$ . We see a *qualitative* difference in the approximation quality of  $Y_0$  and  $Y$ . The relative error of the former increases linearly in  $z$ , as predicted by (36), whereas the error of the latter is bounded no matter how large  $z$  becomes, as predicted by (34). These results are consistent for other choices of  $n$  and  $\rho$ . Other numerical results, not reported here, shows that  $\mathbb{P}(Y \leq -z)$  approximates  $\mathbb{P}(W \leq -z)$  with smaller relative error for large  $z$ .

Unlike the universal approximation result in Theorem 1, which holds for any system utilization  $\rho < 1$ , the upper bound in Theorem 2 only shrinks as  $\rho \uparrow 1$ . However, we believe that universality still holds, and that the dependence of  $C$  on  $\beta$  in the statement of Theorem 2 is simply a shortcoming of the authors' proof. To support this, we present Table 4, which shows the relative error when  $\rho = 0.6$  and  $n$  increases. In this case,  $\beta$  in (23) becomes

$(.4/\sqrt{.6})\sqrt{n}$ . The relative error of the approximation continues to be small even as  $\beta$  grows with  $n$ , which suggests that the current statement of Theorem 2 can be improved upon.

$n$	$\beta$	$\mathbb{P}(W \geq 2.4)$	$\left  \frac{\mathbb{P}(W \geq 2.4)}{\mathbb{P}(Y \geq 2.4)} - 1 \right $	$\left  \frac{\mathbb{P}(W \geq 2.4)}{\mathbb{P}(Y_0 \geq 2.4)} - 1 \right $
100	5.1640	0.0146	0.1347	0.3090
200	7.3030	0.0117	0.1027	0.2473
400	10.3280	0.0104	0.0767	0.1890
800	14.6059	0.0102	0.0561	0.1386
1600	20.6559	0.0094	0.0409	0.1029

**Table 4** Approximating  $\mathbb{P}(W \geq z)$  with  $\rho = 0.6$ . The value  $z = 2.4$  was chosen because

$\mathbb{P}(W \geq 2.4) \approx 0.01$ . Even though Theorem 2 does not guarantee sharp error bounds when  $\beta$  varies.

## 4. Hospital Model

This section considers a model where both the  $v_1$  and  $v_2$ -approximations has the same rate of convergence as the  $v_0$ -approximation. To achieve a faster convergence rate, we have to resort to the  $v_3$ -approximation.

Dai and Shi (2017) proposed the following discrete-time model for hospital inpatient flow. Suppose there are  $N$  servers. In each time unit, the number of customer arrivals follows a Poisson random variable with mean  $\Lambda$  and these arrivals wait in an infinite capacity queue. At the end of each time unit, each customer in service departs the system with probability  $\mu$ , independently of each other. In the meantime, customers in the queue enter into service until all the servers are occupied. As a result, there could be idle servers, or all servers could be occupied so that the remaining customers must remain in the queue. Let  $X(n)$  be the number of customers in the system, both waiting and in service, at the end of time unit  $n$  after the arrival and service completions have been accounted for in the time unit. The process  $X = \{X(n) : n = 1, 2, \dots\}$  is a DTMC. It was proven in Dai and Shi

(2017) that when  $\Lambda < N\mu$ , the DTMC  $X$  has a unique stationary distribution. We will be interested in the scaled DTMC  $\tilde{X} = \{\tilde{X}(n) = \delta(X(n) - N)\}$ . To stay consistent with Dai and Shi (2017), we center  $X$  around  $N$  instead of the equilibrium of its fluid model  $\lambda/\mu$ .

We consider the parameter ranges studied in Dai and Shi (2017), which are

$$\Lambda = \sqrt{N} - \beta, \quad \mu = \delta = 1/\sqrt{N} \quad (39)$$

where  $\beta > 0$  is some positive constant. Let  $W$  and  $W'$  have the distributions of  $\tilde{X}(0)$  and  $\tilde{X}(1)$ , when  $\tilde{X}(0)$  is initialized according the the stationary distribution of  $\tilde{X}$ . The support of  $W$  is  $\mathcal{W} = \{\delta(n - N) : n \in \mathbb{Z}_+\} \subset [-\delta N, \infty)$ . To derive the approximations for  $W$ , we first need to know the conditional expectations of  $\Delta = W' - W$ , which are given in the following lemma. For convenience we set  $b(w) = \mathbb{E}(\Delta|W = w)$ . For the remainder of this section, we will use  $\epsilon(x)$  to represent a generic function that may change from line to line, but always satisfies the property that

$$|\epsilon(x)| \leq C(1 + |x|)^5 \quad (40)$$

for some constant  $C > 0$  that depends only on  $\beta$ . The following lemma derives explicit forms for the moments of  $\Delta$ , and is proved in Section EC.3.

LEMMA 1. *Consider the hospital model with  $\Lambda$  and  $\mu$  given by Markov chain model satisfying (39). There exists a constant  $C > 0$  that depends only on  $\beta$  such that*

$$b(w) = \mathbb{E}(\Delta|W = w) = \delta(w^- - \beta), \quad (41)$$

$$\mathbb{E}(\Delta^2|W = w) = 2\delta + \left(b^2(w) - \delta b(w) - \delta^2 - 2\delta^2\beta\right) + \delta^3 w^- \quad (42)$$

$$\mathbb{E}(\Delta^3|W = w) = 6\delta b(w) + \delta^3 \epsilon(w), \quad (43)$$

$$\mathbb{E}(\Delta^4|W = w) = 12\delta^2 + \delta^3 \epsilon(w), \quad (44)$$

$$\mathbb{E}(\Delta^5|W = w) = \delta^3 \epsilon(w). \quad (45)$$

All of our  $v_n$ -approximations use (41) as the drift of the diffusion, but the diffusion coefficients vary. As always, we have  $v_1(w) = \frac{1}{2}\mathbb{E}(\Delta^2|w)$ , and since the fluid equilibrium of  $W$  is at the point  $-\beta$ ,

$$v_0 = \mathbb{E}(\Delta^2|w = -\beta)/2 = \frac{1}{2}\left(2\delta - \delta^2(1 + 2\beta) + \delta^3\beta\right).$$

In the previous section we observed that for the Erlang-C model, the  $v_1$ -approximation achieves a faster rate of convergence compared to the  $v_0$ -approximation. For the hospital model however, the same phenomenon does not hold. We computed both the  $v_0$  and  $v_1$ -approximation of the first moment  $\mathbb{E}W$ , and observed that the approximation errors decayed at a rate  $\delta = 1/\sqrt{N}$  for both. It turns out that even the  $v_2$ -approximation still has a convergence rate of  $1/\sqrt{N}$ , and that we have to go as far as the  $v_3$ -approximation to observe the faster convergence rate of  $\delta^2 = 1/N$ . We will display the relevant numerical results in Section 4.2, but now we wish to motivate why neither the  $v_1$ , nor  $v_2$ -approximations are sufficient for a convergence rate of  $\delta^2$ .

Just like in (11), we have

$$\mathbb{E}h(Y) - \mathbb{E}h(W) = \mathbb{E}b(W)f'_h(W) + \mathbb{E}v(W)f''_h(W) - (\mathbb{E}f_h(W') - \mathbb{E}f_h(W)),$$

where  $b(x)$  is as in (41) and  $v(x)$  is a placeholder for the time being. Let us rearrange the Poisson equation as follows:

$$f''_h(x) = \frac{\delta b(x)}{v(x)}f'_h(x) + \frac{1}{v(x)}\left[\mathbb{E}h(Y) - h(x)\right].$$

As  $\delta \rightarrow 0$ , the dominant term in both  $v_1(x)$  and  $v_0$  is  $\delta$ , and so both  $f''_h(x)$  and  $f'''_h(x)$  grow like  $1/\delta$  when  $v(x)$  equals  $v_0$  or  $v_1(x)$ . This intuition is supported by Lemma 2 of Feng

and Shi (2018), where the authors establish an upper bound on  $|f_h'''(x)|$  that grows like  $1/\mu = 1/\delta$ .

If we set  $v(w) = v_0$  and perform a third order Taylor expansion of  $f_h(W') - f_h(W)$ , we see that the error of the  $v_0$ -approximation is

$$\frac{1}{2}\mathbb{E}\left((b^2(W) - \delta b(W)) + b(W)\right)f_h''(W) + \frac{1}{6}\mathbb{E}\left(6\delta b(W) + \delta^3\epsilon(W)\right)f_h'''(\xi).$$

Since  $f_h''(x)$  and  $f_h'''(x)$  grow like  $1/\delta$ , the error above is of order  $\delta$  (because  $b(w) = \delta(w^- - \beta)$ ). Similarly, the  $v_1$ -approximation error is

$$\frac{1}{6}\mathbb{E}\left(6\delta b(W) + \delta^3\epsilon(W)\right)f_h'''(\xi),$$

and is also of order  $\delta$ .

We see that in order to achieve a faster convergence rate of  $\delta^2$ , the diffusion approximation must somehow capture all the terms in the Taylor expansion of  $\mathbb{E}f_h(W') - \mathbb{E}f_h(W)$  that are of order  $\delta$ . Since the derivatives of  $f_h(x)$  are of order  $1/\delta$  when  $v(x)$  equals  $v_0$  or  $v_1(x)$ , let us pretend that the derivatives will be of order  $1/\delta$  for any choice of  $v(x)$ . Therefore, we will choose our approximation so that it accounts for all the components that are equal to or greater than  $\delta^2$  in the functions  $\{\mathbb{E}(\Delta^k|w)\}_{k=1}^\infty$ . Examining Lemma 1, we see that we must account for  $\mathbb{E}(\Delta^1|w)$  through  $\mathbb{E}(\Delta^4|w)$ . We point out that the error of the  $v_2$ -approximation is still of order  $\delta$ , because the  $v_2$ -approximation defined in (8) depends only on  $\mathbb{E}(\Delta^1|w)$  through  $\mathbb{E}(\Delta^3|w)$ . In the following section we show how to derive a high order approximation.

#### 4.1. High-Order Diffusion Approximation

Our high-order diffusion approximation for  $W$  is by the random variable  $Y_3$  with density

$$\frac{\kappa}{v(x)} \exp\left(\int_0^x \frac{b(y)}{v(y)} dy\right), \quad (46)$$

where  $\kappa$  is the normalizing constant and  $v(x) = v_3(x)$  with

$$v_3(x) = \max\left\{\delta + \frac{1}{2}\left(\delta^2 1(x < 0) - \delta b(x) - \delta^2 - 2\delta^2 \beta\right), \delta/2\right\}. \quad (47)$$

We will describe the process by which we arrived at  $v_3(x)$ . We wish to point out that what follows is not fully rigorous, because certain parts of our argument require functions to be more differentiable than they actually are. Nevertheless, the numerical performance of the  $v_3$ -approximation is superior to the  $v_0, v_1$ , and  $v_2$ -approximations.

To understand how to arrive at (47), we let  $n = 4$  in (2) and use Lemma 1 to see that for any suitable  $f(x)$ ,

$$\begin{aligned} -\mathbb{E}b(W)f'(W) &= \frac{1}{2}\mathbb{E}\left(2\delta + (b^2(W) - \delta b(W) - \delta^2 - 2\delta^2 \beta)\right)f''(W) \\ &\quad + \delta\mathbb{E}b(W)f'''(W) + \frac{1}{2}\delta^2\mathbb{E}f^{(4)}(W) + \delta^3\mathbb{E}\epsilon(W)f^{(5)}(\xi_1). \end{aligned} \quad (48)$$

Since  $f''(x)$  also satisfies  $\mathbb{E}f''(W') - \mathbb{E}f''(W) = 0$ , and so repeating the Taylor expansion of (2) with  $n = 3$  there, we get

$$-\mathbb{E}b(W)f'''(W) = \delta\mathbb{E}f^{(4)}(W) + \delta^2\mathbb{E}\epsilon(W)f^{(5)}(\xi_2). \quad (49)$$

Above, we used the fact that  $b(w) = \delta(w^- - \beta) = \delta\epsilon(w)$ . Combining (49) with (48),

$$\begin{aligned} &-\mathbb{E}b(W)f'(W) \\ &= \frac{1}{2}\mathbb{E}\left(2\delta + (b^2(W) - \delta b(W) - \delta^2 - 2\delta^2 \beta)\right)f''(W) + \delta\frac{1}{2}\mathbb{E}b(W)f'''(W) \\ &\quad + \delta^3\mathbb{E}\epsilon(W)(f^{(5)}(\xi_1) + f^{(5)}(\xi_2)). \end{aligned} \quad (50)$$



Inserting  $-b(W)f''(W)$  in place of  $f'''(W)$  in (49), we have

$$\mathbb{E}b^2(W)f''(W) = -\delta\mathbb{E}b'(W)f''(W) - \delta\mathbb{E}b(W)f'''(W) + \delta^2\mathbb{E}\left(\frac{d^2}{dw^2}(-b(w)f''(w))\Big|_{w=\xi_3}\right),$$

and hence,

$$\mathbb{E}(b^2(W) + \delta b'(W))f''(W) = -\delta\mathbb{E}b(W)f'''(W) + \delta^3\mathbb{E}\left(\frac{d^2}{dw^2}((\beta - w^-)f''(w))\Big|_{w=\xi_3}\right). \quad (51)$$

Substituting (51) into the second term on the right-hand side of (50), we have

$$\begin{aligned} -\mathbb{E}b(W)f'(W) &= \frac{1}{2}\mathbb{E}\left(2\delta + (b^2(W) - \delta b(W) - \delta^2 - 2\delta^2\beta)\right)f''(W) \\ &\quad - \frac{1}{2}\mathbb{E}(b^2(W) + \delta b'(W))f''(W) + \delta^3\mathbb{E}\epsilon(W)(f^{(5)}(\xi_1) + f^{(5)}(\xi_2)) \\ &\quad + \delta^3\mathbb{E}\left(\frac{d^2}{dw^2}((\beta - w^-)f''(w))\Big|_{w=\xi_3}\right), \end{aligned}$$

from which we get the form of  $v_3(x)$  in (46). The truncation level  $\delta/2$  was chosen because  $\mathcal{W} \subset [-\delta N, \infty)$ , and

$$\frac{1}{2}\left(2\delta + (\delta b'(-\delta N) - \delta b(-\delta N) - \delta^2 - 2\delta^2\beta)\right) = \left(\delta + \frac{1}{2}\delta^2(-\delta N - \beta)\right) = \delta\left(\frac{1}{2} - \frac{1}{2}\delta\beta\right) \approx \frac{\delta}{2}.$$

We could have chosen  $\delta\left(\frac{1}{2} - \frac{1}{2}\delta\beta\right)$  as the truncation level as well (when this quantity is positive), but in practice this does not make a big difference.

Let us comment on the challenges of obtaining theoretical guarantees for this  $v_3$ -approximation. Note that  $v_3(x)$  is discontinuous as  $b(x)$  is not differentiable at 0, and so the solution to the corresponding Poisson equation does not have a third derivative everywhere. However, to bound the approximation error we would need a fifth order Taylor expansion of  $f_h(W') - f_h(W)$ , as well as control on the corresponding derivatives of  $f_h(x)$ . The discussion at the end of Section 3.2 could offer a way to deal with these discontinuities, however theoretical results for the hospital model are beyond the scope of this paper. Instead, we provide numerical experiments which show that the  $v_3$ -approximation performs extremely well.

## 4.2. Numerical Results

We compare the approximation quality of  $Y_3$  against the  $v_1$ -approximation, which we denote by the random variable  $Y_1$ . Table 5 considers the relative error of approximating  $\mathbb{P}(W \geq x)$ , and Table 6 compares how  $Y_3$  and  $Y_1$  approximate the first and second moments of  $W$ .

$x$	$\mathbb{P}(W > x)$	$ \frac{\mathbb{P}(W > x)}{\mathbb{P}(Y_1 > x)} - 1 $	$ \frac{\mathbb{P}(W > x)}{\mathbb{P}(Y_3 > x)} - 1 $
$+\frac{1}{16}$	$0.1866 \pm 10^{-5}$	0.111	0.005
$1 + \frac{1}{16}$	$0.0601 \pm 10^{-5}$	0.221	0.005
$2 + \frac{1}{16}$	$0.0193 \pm 10^{-5}$	0.319	0.014
$3 + \frac{1}{16}$	$0.0062 \pm 10^{-5}$	0.405	0.022
$4 + \frac{1}{16}$	$0.0020 \pm 10^{-5}$	0.480	0.030

**Table 5** Relative error of the tail probability with  $\beta = 1$  and  $N = 64$ . We add on  $\frac{1}{16}$  for the continuity correction. We compute  $\mathbb{P}(W > x)$  by simulation and report it with a 95% confidence interval.

$N$	$\beta$	$\mathbb{E}W$	$ \mathbb{E}W - \mathbb{E}Y_1 $	$ \mathbb{E}W - \mathbb{E}Y_3 $
4	1	$-0.933 \pm 0.00001$	0.156	0.0007
16	1	$-0.865 \pm 0.00002$	0.088	0.00167
64	1	$-0.823 \pm 0.00005$	0.047	0.00047
256	1	$-0.801 \pm 0.00009$	0.024	0.00017

$N$	$\beta$	$\mathbb{E}W^2$	$ \mathbb{E}W^2 - \mathbb{E}Y_1^2 $	$ \mathbb{E}W^2 - \mathbb{E}Y_3^2 $
4	1	$1.494 \pm 0.00004$	0.730	0.044
16	1	$1.807 \pm 0.0001$	0.417	0.012
64	1	$1.999 \pm 0.0002$	0.225	0.004
256	1	$2.107 \pm 0.0005$	0.117	0.001

**Table 6** The numerical error of  $Y_3$  appears to shrink twice as fast as that of  $Y_1$ . The values of  $\mathbb{E}W$  and  $\mathbb{E}W^2$  were obtained by simulation, and are reported with along with 95% confidence intervals.

Simulations not reported here show that the  $v_1$  and  $v_2$ -approximations perform slightly better than the  $v_0$ -approximation, but worse than the  $v_3$ -approximation. Moreover, the

moment approximation errors of the  $v_0$ ,  $v_1$  and  $v_2$ -approximations decay at the same rate of  $1/\sqrt{N}$ .

## 5. AR(1) Model

In this section, we consider the first-order autoregressive model with random coefficient and general error distribution, which we will refer to as the AR(1) model. This model was previously analyzed by [Blanchet and Glynn \(2018\)](#). In that paper, the authors approximate the stationary distribution by an Edgeworth expansion. In this section we compare the performance of our diffusion approximations to the expansion in [Blanchet and Glynn \(2018\)](#).

We encounter the issue that the untruncated  $v_3(x)$  becomes extremely negative for large values of  $x$ , and so our usual solution of truncating from below leads to an approximation that performs poorly in the tail. As mentioned to at the end of Section 2.2, we resolve this by constructing a hybrid approximation that uses both  $v_3(x)$  and  $v_2(x)$  to construct a diffusion coefficient  $\hat{v}_3(x)$  that combines the extra accuracy of  $v_3(x)$  with the positivity of  $v_2(x)$ . For ease of comparison, we follow the notation of [Blanchet and Glynn \(2018\)](#).

### 5.1. Model Description and Approximation

Let  $\{X_n, n \geq 1\}$ ,  $\{Z_n, n \geq 1\}$  be two independent sequences of i.i.d. random variables. We assume that both  $X_1$  and  $Z_1$  are exponentially distributed with unit mean so that we can compare our approximations to that of [Blanchet and Glynn \(2018\)](#). For a constant  $\alpha > 0$ , consider the DTMC  $D = \{D_n, n \geq 0\}$  with an arbitrary initial state  $D_0$  and

$$D_{n+1} = e^{-\alpha Z_{n+1}} D_n + X_{n+1}. \quad (52)$$

Suppose  $D$  admits a stationary distribution, which must be equal in distribution to

$$D_\infty = \sum_{k=0}^{\infty} X_k e^{-\alpha \sum_{j=0}^{k-1} Z_j}.$$

This is the random variable studied in Section 4 of the paper by Blanchet and Glynn (2018). Consider the centered and scaled DTMC  $\tilde{D} = \{\tilde{D}_n = \delta(D_n - R), n \geq 0\}$ , where  $\delta = \sqrt{\alpha}$ , and the centering  $R \in \mathbb{R}$  will be determined later. It follows from (52) that

$$\tilde{D}_{n+1} = e^{-\alpha Z_{n+1}} \tilde{D}_n + \delta(X_{n+1} + R(e^{-\alpha Z_{n+1}} - 1)).$$

We let  $W$  have the stationary distribution of  $\tilde{D}$ , and let

$$W' = e^{-\alpha Z} W + \delta(X + R(e^{-\alpha Z} - 1))$$

where  $(X, Z)$  is an independent copy of  $(X_1, Z_1)$ , which is also independent of  $W$ . Stationarity implies  $\mathbb{E}f(W') - \mathbb{E}f(W) = 0$  provided  $\mathbb{E}f(W) < \infty$ . The one-step jump size

$$\Delta = W' - W = \delta(D_\infty(e^{-\alpha Z} - 1) + X)$$

is independent of the choice of  $R$ . In order to come up with our diffusion approximations, we need to know the forms of  $\mathbb{E}(\Delta^k | W = w)$ . The following lemma presents what we need. It is proved in Section EC.4.

LEMMA 2. Recall that  $\delta = \sqrt{\alpha}$ . For any  $k \geq 1$ ,

$$\mathbb{E}(\Delta^k | D_\infty = d) = \delta^k k! \left( 1 + \sum_{i=1}^k (-1)^i d^i \prod_{j=1}^i \frac{\alpha}{1 + j\alpha} \right), \quad d > 0,$$

from which it follows that  $\mathbb{E}(\Delta^k | W = w) = \mathbb{E}(\Delta^k | D_\infty = w/\delta + R)$ .

The fluid equilibrium of  $D_\infty$  can be obtained by solving  $\mathbb{E}(\Delta|D_\infty = d) = 0$ , whose solution is the point  $1 + 1/\alpha$ . However, to be consistent with Blanchet and Glynn (2018), we set  $R = 1/\alpha$ . To help the reader parse Lemma 2, we display below the first two conditional moments of  $\Delta$ :

$$\begin{aligned}\mathbb{E}(\Delta|W = w) &= \delta \left( 1 - \frac{\alpha}{1 + \alpha} \left( \frac{w}{\delta} + \frac{1}{\alpha} \right) \right), \\ \mathbb{E}(\Delta^2|W = w) &= 2\delta^2 \left( 1 - \frac{\alpha}{1 + \alpha} \left( \frac{w}{\delta} + \frac{1}{\alpha} \right) + \frac{\alpha^2}{(1 + \alpha)(1 + 2\alpha)} \left( \frac{w}{\delta} + \frac{1}{\alpha} \right)^2 \right).\end{aligned}$$

In the next section we derive the  $v_3$ -approximation. For convenience we set

$$\begin{aligned}b(w) &= \mathbb{E}(\Delta|W = w), \quad a(w) = \mathbb{E}(\Delta^2|W = w), \quad c(w) = \mathbb{E}(\Delta^3|W = w), \\ d(w) &= \mathbb{E}(\Delta^4|W = w), \quad e(w) = \mathbb{E}(\Delta^5|W = w).\end{aligned}$$

## 5.2. The $v_3$ -Approximation

We generalize the derivation of  $v_2(x)$  in Section 2.1 to derive the  $v_3$ -approximation for the AR(1) model. Our starting point is (2) with  $n = 4$ :

$$\begin{aligned}& \mathbb{E}b(W)f'(W) + \frac{1}{2}\mathbb{E}a(W)f''(W) + \frac{1}{6}\mathbb{E}c(W)f'''(W) + \frac{1}{24}\mathbb{E}d(W)f^{(4)}(W) \\ &= -\frac{1}{120}\mathbb{E}e(W)f^{(5)}(\xi_1),\end{aligned}\tag{53}$$

where  $a(x), \dots, e(x)$  are as in Lemma 2. We again use  $\xi_i$  to denote a number between  $W$  and  $W'$  that corresponds to the Taylor expansion error term argument. We use  $\epsilon(x)$  as a generic function that will change from line to line, but will satisfy (40) where the constant  $C$  there is independent of  $\alpha$ . Observe that  $e(x)$ , the coefficient in front of  $f^{(5)}(\xi_1)$  has the form  $\delta^5\epsilon(x)$ . Therefore, we will integrate terms of order  $\delta, \dots, \delta^4$  as part of the

$v_3$ -approximation, and will consider all other terms as error. We let  $g_1'(x) = \frac{d(x)}{a(x)} f'''(x)$  and use (13) with  $g_1(x)$  in place of  $f(x)$  there to get

$$\mathbb{E} \frac{b(W)d(W)}{a(W)} f'''(W) + \mathbb{E} \frac{a(W)}{2} \left( \frac{d(W)}{a(W)} \right)' f'''(W) + \frac{1}{2} \mathbb{E} d(W) f^{(4)}(W) = -\frac{1}{6} \mathbb{E} c(W) g_1'''(\xi_2).$$

We treat the right hand side as error, and combine the above with (53) to get

$$\begin{aligned} & \mathbb{E} b(W) f'(W) + \frac{1}{2} \mathbb{E} a(W) f''(W) + \mathbb{E} \bar{c}(W) f'''(W) \\ &= \frac{1}{72} \mathbb{E} c(W) g_1'''(\xi_2) - \frac{1}{120} \mathbb{E} e(W) f^{(5)}(\xi_1), \end{aligned} \quad (54)$$

where  $\bar{c}(x) = \left( \frac{1}{6} \mathbb{E} c(x) - \frac{b(x)d(x)}{12a(x)} - \frac{a(x)}{24} \left( \frac{d(x)}{a(x)} \right)' \right)$ . Let  $g_2'(x) = \frac{\bar{c}(x)}{v_2(x)} f''(x)$ , where  $v_2(x)$  is as in (16). We use (15) with  $g_2(x)$  in place of  $f(x)$  there to get

$$\begin{aligned} & \mathbb{E} b(W) \frac{\bar{c}(W)}{v_2(W)} f''(W) + \mathbb{E} v_2(W) \left( \frac{\bar{c}(W)}{v_2(W)} \right)' f''(W) + \mathbb{E} v_2(W) \frac{\bar{c}(W)}{v_2(W)} f'''(W) \\ &= \frac{1}{18} \mathbb{E} c(W) \frac{d^2}{dx^2} \left( \frac{c(x)}{a(x)} g_2'(x) \right) \Big|_{x=\xi_4} - \frac{1}{24} \mathbb{E} d(W) g_2^{(4)}(\xi_3). \end{aligned}$$

Combining the above with (54), we conclude that

$$\begin{aligned} & \mathbb{E} b(W) f'(W) + \mathbb{E} \left( \frac{a(W)}{2} - \frac{b(W)\bar{c}(W)}{v_2(W)} - v_2(W) \left( \frac{\bar{c}(W)}{v_2(W)} \right)' \right) f''(W) \\ &= -\frac{1}{18} \mathbb{E} c(W) \frac{d^2}{dx^2} \left( \frac{c(x)}{a(x)} g_2'(x) \right) \Big|_{x=\xi_4} + \frac{1}{24} \mathbb{E} d(W) g_2^{(4)}(\xi_3) \\ &+ \frac{1}{72} \mathbb{E} c(W) g_1'''(\xi_2) - \frac{1}{120} \mathbb{E} e(W) f^{(5)}(\xi_1), \end{aligned}$$

where  $g_2(x) = \frac{\bar{c}(x)}{a(x)} f''(x)$ . We pretend that the right hand side equals zero, and set

$$v_3(x) = \left( \frac{a(x)}{2} - \frac{b(x)\bar{c}(x)}{v_2(x)} - v_2(x) \left( \frac{\bar{c}(x)}{v_2(x)} \right)' \right).$$

To conclude, we choose a truncation level  $\eta > 0$  and set  $v_3(x) = (v_3(x) \vee \eta)$ .

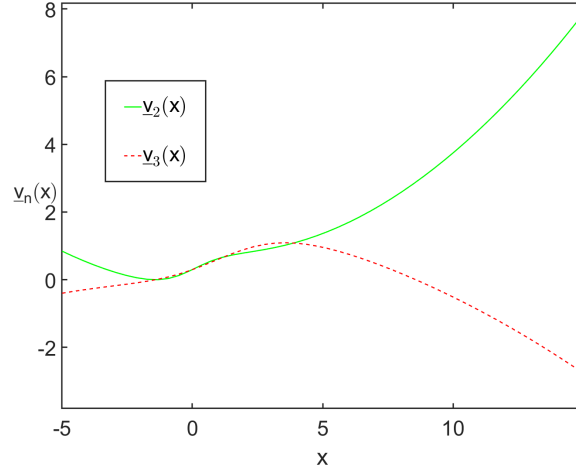
Let us observe that the current derivation of  $v_3(x)$  in the AR(1) model differs from the derivation in the hospital model. In the former model we took a more structured approach, while in the latter model we did the bare minimum to get rid of all the terms from the Taylor expansion that are bigger in magnitude than  $\delta^2$ . We illustrated both derivations to show that there will generally be flexibility in deriving  $v_n$ -approximations for  $n > 2$ , and that there may even be more than one  $v_n$ -approximation for each  $n$ . We remind the reader that we introduced the  $v_n$ -approximation in Section 1 as something that uses information from the first  $n + 1$  derivatives of the Taylor expansion in (2). This definition allows for the existence of multiple variants of a  $v_n$ -approximation.

Deriving  $v_n$ -approximations feels a little like more art than science because there are tradeoffs between variants of  $v_n$ -approximations. For instance, the form of  $v_3(x)$  is far more complicated in the AR(1) model than for the hospital model. However, the procedure in the AR(1) model was much more algorithmic and general. Furthermore, some variants may make it easier to establish theoretical guarantees because they take less derivatives of the conditional jump moments  $\mathbb{E}(\Delta^k | W = w)$ .

### 5.3. Constructing a Hybrid Approximation

We showed in Section 2.2 that the error of truncating  $\underline{v}_2(x)$  from below by  $\eta$  depends on a) the likelihood of  $\underline{v}_2(W)$  being negative and b) how far below zero  $\underline{v}_2(W)$  travels. The same idea holds for the error of truncating  $\underline{v}_3(x)$  as well. Since we have not provided any theoretical guarantees why  $\underline{v}_2(x)$  or  $\underline{v}_3(x)$  should be positive, let us evaluate the two functions numerically.

Figure 3 plots both functions. We observe that  $\underline{v}_2(x)$  is never negative, while  $\underline{v}_3(x)$  shrinks rapidly as  $x \rightarrow \infty$ . Therefore, truncating  $\underline{v}_3(x)$  by  $\eta$  does not accurately capture its



**Figure 3**  $\alpha = 0.5$ . We observe that  $\underline{v}_3(x)$  becomes extremely negative in the right tail.

behavior in the right tail. The behavior of  $\underline{v}_3(x)$  in the left tail is not as important, because the left boundary of the support of  $W = \sqrt{\alpha}(D - 1/\alpha)$  is  $-1/\sqrt{\alpha}$ , which equals to  $-\sqrt{2}$  in the case of Figure 3. We will observe in the numerical results of Section 5.4 that while our  $v_3$ -approximation performs well near the center of the support of  $W$  where  $\underline{v}_3(x) > 0$ , it does not perform as well in the tail, e.g. when estimating  $\mathbb{P}(W > x)$  for large  $x$ .

In order to fix this deficiency, we propose a new approximation

$$\hat{v}_3(x) = \begin{cases} \underline{v}_3(x), & x \leq K, \\ \underline{v}_2(x), & x > K. \end{cases}$$

The threshold  $K$  is chosen to equal the right-most point of intersection of  $\underline{v}_2(x)$  and  $\underline{v}_3(x)$ . When  $\alpha = 0.5$ , we found numerically that  $K = 35/9$ . The intent is for  $\hat{v}_3(x)$  to get the best of both worlds, i.e. the increased accuracy of  $\underline{v}_3(x)$  in the center with the performance of  $\underline{v}_2(x)$  far in the tails. We could have chosen any value of  $K$ , but chose to use a point of intersection of  $\underline{v}_2(x)$  and  $\underline{v}_3(x)$  so that  $\hat{v}_3(x)$  is continuous. A continuous



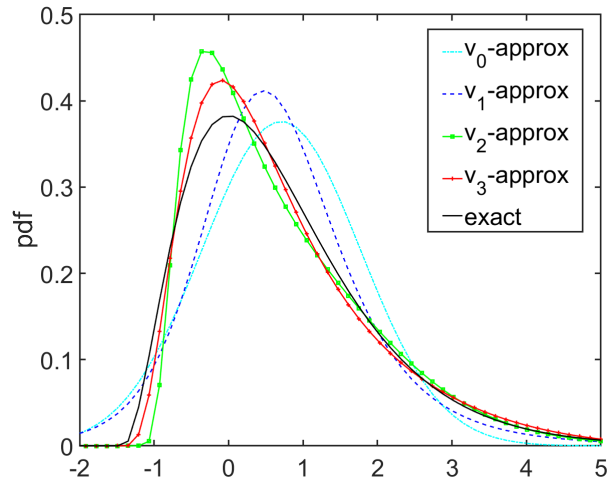
$\hat{v}_3(x)$  ensures that the solution to the corresponding Poisson equation has more derivatives than a discontinuous  $\hat{v}_3(x)$ . As we discussed in Section 2.2, more derivatives of  $f_h(x)$  helps when establishing theoretical results.

As we conclude this section, we remark on what can be done in the case when both  $\underline{v}_2(x)$  and  $\underline{v}_3(x)$  are negative in the same region. In such a case, instead of falling back on  $\underline{v}_2(x)$ , we can combine  $\underline{v}_3(x)$  with  $v_1(x)$ . As we discussed in Section 2.2, the latter quantity has to be positive.

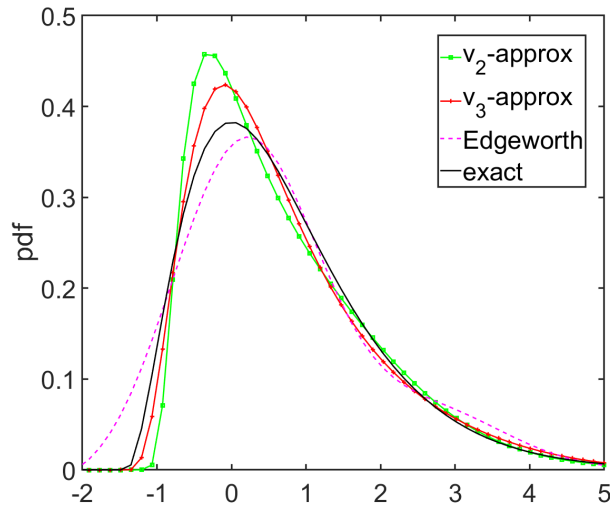
#### 5.4. Numerical Results

We have conducted numerical experiments that compare our  $v_n$  and  $\hat{v}_3$ -approximations to the Edgeworth expansion of Blanchet and Glynn (2018). Figure 4 plots the pdfs generated by the  $v_n$ -approximations and compares them to the true pdf of  $W$ . We see that the larger the value of  $n$ , the better the fit of the  $v_n$ -approximation. We then add the Edgeworth expansion pdf into the mix and plot the results in Figure 5. It is well-known that Edgeworth expansions, obtained for the probability distribution at a particular point, can suffer from two issues: (1) they may not be a proper probability distribution function; and (2) they may not be sufficiently accurate in the tails. Our diffusion approximations are for the entire distribution function.

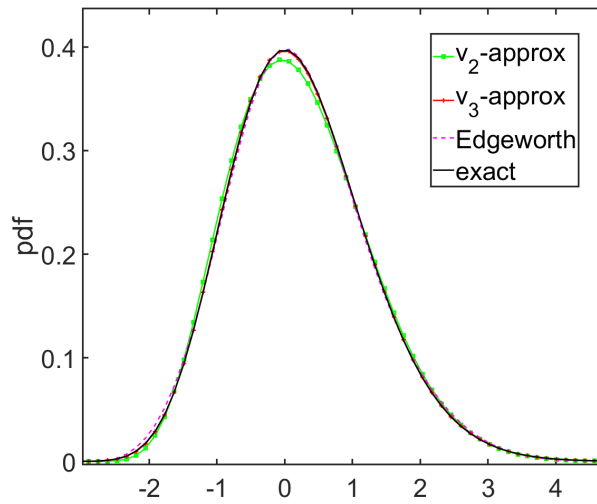
The aforementioned figures plot the case when  $\alpha = 0.5$ . Such a value of  $\alpha$  is relatively far away from the asymptotic regime of  $\alpha \rightarrow 0$ , in which  $W$  converges to its diffusion approximations. It is precisely when  $\alpha$  is far from its asymptotic limit that the benefits of a  $v_2$  or  $v_3$ -approximation are most evident. When  $\alpha$  is closer to zero, the benefits of having a better approximation are less pronounced, because all perform reasonably well.



**Figure 4** Approximating the pdf of  $W$  by different  $v_n$  when  $\alpha = 0.5$ . The quality of the approximation improves as  $n$  increases.



**Figure 5**  $\alpha = 0.5$ . The Edgeworth expansion of Blanchet and Glynn (2018) is outperformed in the tails by the  $v_n$ -approximations.



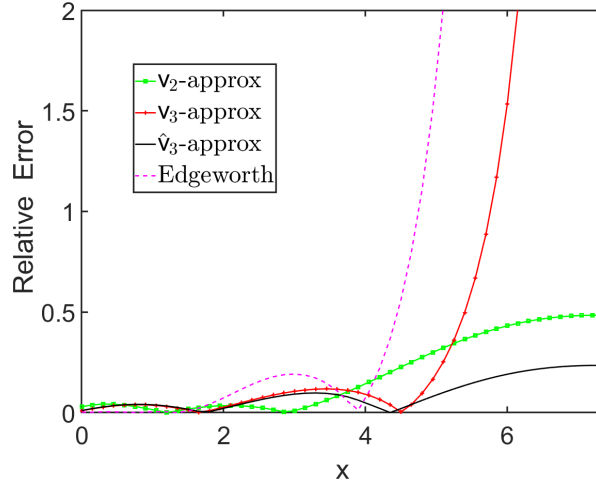
**Figure 6** As  $\alpha \rightarrow 0$ , all approximations perform reasonably well because all of them converge to  $W$ . In this plot  $\alpha = 0.05$ , and we see that the benefits of using  $v_3$  vs. Edgeworth are much less pronounced compared to Figure 5.

This is demonstrated both in Figure 6 that compares pdfs when  $\alpha = 0.05$ , and in Table 7, which compares the performance of each approximation in estimating  $\mathbb{E} \log(W + \delta R) = \mathbb{E} \log(\alpha D_\infty)$ .

	$\alpha = 0.64$	$\alpha = 0.32$	$\alpha = 0.16$	$\alpha = 0.08$	$\alpha = 0.04$
$ \mathbb{E}f(Y_0) - \mathbb{E}f(W) $	0.095	0.039	0.011	0.002	$3.6 \times 10^{-4}$
$ \mathbb{E}f(Y_1) - \mathbb{E}f(W) $	0.104	0.037	0.008	$9.4 \times 10^{-4}$	$1.0 \times 10^{-4}$
$ \mathbb{E}f(Y_2) - \mathbb{E}f(W) $	0.034	0.011	0.003	$4.7 \times 10^{-4}$	$7.4 \times 10^{-5}$
$ \mathbb{E}f(Y_3) - \mathbb{E}f(W) $	0.0201	0.005	$7.9 \times 10^{-4}$	$8.9 \times 10^{-5}$	$7.8 \times 10^{-6}$
$ \mathbb{E}f(\hat{Y}_3) - \mathbb{E}f(W) $	0.0194	0.005	$7.8 \times 10^{-4}$	$8.9 \times 10^{-5}$	$7.8 \times 10^{-6}$
$ \mathbb{E}f(Y_e) - \mathbb{E}f(W) $	0.148	0.053	0.009	$7.3 \times 10^{-4}$	$6.3 \times 10^{-4}$
$\mathbb{E}f(W)$	0.510	0.721	0.994	1.302	1.629

**Table 7**  $f(W) = \log(W + \delta R)$ . The random variable  $Y_n$  corresponds to the  $v_n$ -approximation,  $\hat{Y}_3$  corresponds to the  $\hat{v}_3$ -approximation, and  $Y_e$  corresponds to the Edgeworth expansion estimate.

Lastly, we examine how well our approximations approximate  $\mathbb{P}(W > x)$ . In Figure 7 we see that the Edgeworth approximation is outperformed by both  $v_2$  and  $v_3$ , but the latter suffers from inaccuracy in the tail due to the negativity of  $\underline{v}_3(x)$  discussed in Section 5.3. Our  $\hat{v}_3$  heuristic outperforms all of its competitors. As we varied the value of  $\alpha$  in experiments not reported here, the  $\hat{v}_3$ -approximation remained the top performer.



**Figure 7**  $\alpha = 0.5$ . The relative error equals  $\left| \frac{\mathbb{P}(W > x)}{\mathbb{P}(Y > x)} - 1 \right|$ , where  $Y$  is the approximating random variable. For reference,  $\mathbb{P}(W > 4) \approx 1.5\%$ ,  $\mathbb{P}(W > 6) \approx 0.15\%$ , and  $\mathbb{P}(W > 7) \approx 0.02\%$ .

## Proofs of Statements

This e-companion contains the proofs of the theorems and lemmas stated in the paper.

### EC.1. Proof of (35)

We will use  $C$  to denote positive constants which may differ from line to line, but will only depend on  $\beta$ . Let  $f_z(w)$  be the solution to the Poisson equation

$$\frac{a(w)}{2}f''(w) + b(w)f'(w) = \mathbb{P}(Y \leq -z) - 1(w \leq -z). \quad (\text{EC.1})$$

Recall  $G_{\tilde{X}}$  from (18) and the fact that  $\mathbb{E}G_{\tilde{X}}f_z(W) = 0$ . Therefore,

$$\mathbb{E}G_Y f_z(W) - \mathbb{E}G_{\tilde{X}} f_z(W) = \mathbb{P}(Y \leq -z) - \mathbb{P}(W \leq -z). \quad (\text{EC.2})$$

It is not immediately clear how to bound the left side above in order to achieve the bound in (35). Our first step is therefore to transform the left hand side into a form that is simpler to bound. Note that for any twice differentiable function  $f : \mathbb{R} \rightarrow \mathbb{R}$  and any  $x, \delta \in \mathbb{R}$ ,

$$\begin{aligned} f(x + \delta) - f(x) &= f'(x)\delta + \int_x^{x+\delta} (f'(y) - f'(x))dy \\ &= f'(x)\delta + \int_x^{x+\delta} (x + \delta - y)f''(y)dy. \end{aligned} \quad (\text{EC.3})$$

Combining (EC.3) with the form of  $G_{\tilde{X}}$ , we see that

$$\begin{aligned} G_{\tilde{X}}f_z(w) &= b(w) + \lambda \int_w^{w+\delta} (w + \delta - y)f''_z(y)dy \\ &\quad + \mu[(w/\delta + R) \wedge n] \int_{w-\delta}^w (y - (w - \delta))f''_z(y)dy, \end{aligned}$$

where  $b(w)$  is as in (21). Observe that  $\mu[(w/\delta + R) \wedge n] = \lambda - b(w)/\delta$ , and so

$$\mathbb{E}G_Y f_z(W) - \mathbb{E}G_{\tilde{X}} f_z(W)$$

$$\begin{aligned}
&= \mathbb{E} \left[ \frac{1}{2} a(W) f_z''(W) \right] \\
&\quad - \mathbb{E} \left[ \int_0^\delta f_z''(W+y) \lambda(\delta-y) dy + \int_{-\delta}^0 f_z''(W+y) (\lambda - b(W)/\delta)(y+\delta) dy \right]. \tag{EC.4}
\end{aligned}$$

One more step left to convert (EC.4) into the final form we will need. Define

$$K_W(y) = \begin{cases} (\lambda - b(W)/\delta)(y+\delta) \geq 0, & y \in [-\delta, 0], \\ \lambda(\delta-y) \geq 0, & y \in [0, \delta]. \end{cases}$$

It can be checked that

$$\begin{aligned}
\int_{-\delta}^0 K_W(y) dy &= \frac{1}{2} \delta^2 \lambda - \frac{1}{2} \delta b(W), & \int_0^\delta K_W(y) dy &= \frac{1}{2} \delta^2 \lambda, \\
\int_{-\delta}^\delta K_W(y) dy &= \frac{1}{2} a(W), & \text{and} & \int_{-\delta}^\delta y K_W(y) dy = \frac{\delta^2 b(W)}{6}. \tag{EC.5}
\end{aligned}$$

Together with (EC.5), the expansion in (EC.4) then implies that

$$\begin{aligned}
&\mathbb{P}(Y \leq -z) - \mathbb{P}(W \leq -z) \\
&= -\mathbb{E} \left[ \int_{-\delta}^\delta (f_z''(W+y) - f_z''(W)) K_W(y) dy \right] \\
&= \mathbb{E} \left[ \int_{-\delta}^\delta \left( \frac{2b(W+y)}{a(W+y)} f_z'(W+y) - \frac{2b(W)}{a(W)} f_z'(W) \right) K_W(y) dy \right] \\
&\quad + \mathbb{E} \left[ \int_{-\delta}^\delta \left( \frac{2}{a(W)} 1(W \leq -z) - \frac{2}{a(W+y)} 1(W+y \leq -z) \right) K_W(y) dy \right] \\
&\quad + \mathbb{P}(Y \leq -z) \mathbb{E} \left[ \int_{-\delta}^\delta \left( \frac{2}{a(W+y)} - \frac{2}{a(W)} \right) K_W(y) dy \right], \tag{EC.6}
\end{aligned}$$

where we used  $f_z''(w) = -\frac{2b(w)}{a(w)} f_z'(w) + \frac{2}{a(w)} (\mathbb{P}(Y \geq z) - 1(w \geq z))$  in the last equation. The main difficulty in proving (35) comes from the first term. The following lemma is proved in Section EC.1.1.

LEMMA EC.1. For  $w \in \mathbb{R}$ , define  $r(w) = 2b(w)/a(w)$ . There exists a constant  $C > 0$  depending only on  $\beta$  such that for any  $0 < z = O(R^{1/4})$ ,

$$\left| \mathbb{E} \left[ \int_{-\delta}^{\delta} (r(W+y)f'_z(W+y) - r(W)f'_z(W)) K_W(y) dy \right] \right| \leq C\delta^2(z \vee 1)^4 \mathbb{P}(Y \leq -z). \quad (\text{EC.7})$$

For the second term in (EC.6), we have

$$\begin{aligned} & \left| \mathbb{E} \left[ \int_{-\delta}^{\delta} \left( \frac{2}{a(W)} 1(W \leq -z) - \frac{2}{a(W+y)} 1(W+y \leq -z) \right) K_W(y) dy \right] \right| \\ & \leq \left| \mathbb{E} \left[ \int_{-\delta}^{\delta} \left( \frac{2}{a(W)} - \frac{2}{a(W+y)} \right) 1(W \leq -z) K_W(y) dy \right] \right| \\ & \quad + \left| \mathbb{E} \left[ \int_{-\delta}^{\delta} \frac{2}{a(W+y)} \left( 1(W \leq -z) - 1(W+y \leq -z) \right) K_W(y) dy \right] \right| \\ & \leq C\delta^2 \mathbb{P}(W \leq -z) + C\mathbb{P}(W = -\tilde{z}) + C\mathbb{P}(W = -\tilde{z} - \delta), \end{aligned} \quad (\text{EC.8})$$

where  $-\tilde{z}$  denotes the smallest value in the support of  $\{W : W \geq -z\}$ . We will show at the end of this proof that for  $z = O(R^{1/4})$ ,

$$\mathbb{P}(W = -\tilde{z}) + \mathbb{P}(W = -\tilde{z} - \delta) \leq C\delta(z \vee 1) \mathbb{P}(W \leq -z). \quad (\text{EC.9})$$

Finally, using the facts that  $a(w) \geq \mu$  and  $|a'(w)| \leq \delta\mu$ , the third term in (EC.6) is bounded by

$$\mathbb{P}(Y \leq -z) \left| \mathbb{E} \left[ \int_{-\delta}^{\delta} \left( \frac{2}{a(W+y)} - \frac{2}{a(W)} \right) K_W(y) dy \right] \right| \leq C\delta^2 \mathbb{P}(Y \leq -z). \quad (\text{EC.10})$$

From (EC.6)-(EC.10), we have

$$\left| \frac{\mathbb{P}(W \leq -z)}{\mathbb{P}(Y \leq -z)} - 1 \right| \leq C\delta^2(z \vee 1)^4 + C\delta(z \vee 1) \frac{\mathbb{P}(W \leq -z)}{\mathbb{P}(Y \leq -z)}.$$

The bound (35) is proved by solving the above inequality.

Now we prove (EC.9). First consider the case where  $0 < z = O(R^{1/4})$  such that  $-z$  is in the support of  $W$ , and  $1/\delta$  is a positive integer. The flow-balance equations imply

$$\mathbb{P}(W = -z - \delta) = (1 - \delta z)\mathbb{P}(W = -z).$$

Therefore,

$$\begin{aligned} & \mathbb{P}(W \leq -z) \\ & \geq \mathbb{P}(W = -z) + \mathbb{P}(W = -z - \delta) + \mathbb{P}(W = -z - 2\delta) + \cdots + \mathbb{P}(W = -z - 1) \\ & = \mathbb{P}(W = -z) \{1 + [1 - \delta z] + [(1 - \delta z)(1 - \delta(z + \delta))] + \cdots + [(1 - \delta z) \cdots (1 - \delta(z + 1))]\} \\ & \geq \mathbb{P}(W = -z) \{1 + [1 - \delta(z + 1)] + [1 - \delta(z + 1)]^2 + \cdots + [1 - \delta(z + 1)]^{1/\delta}\} \\ & = \mathbb{P}(W = -z) \frac{1 - [1 - \delta(z + 1)]^{1/\delta+1}}{\delta(z + 1)} \\ & \geq \mathbb{P}(W = -z) \frac{1 - e^{-(z+1)}}{\delta(z + 1)}. \end{aligned}$$

This implies (EC.9). The case where  $-z$  is not in the support of  $W$  or  $1/\delta$  is not a positive integer follows by simple modifications of the above argument.

### EC.1.1. Proof of Lemma EC.1

We first present a series of intermediary lemmas that represent the main steps in the proof, and then use them to prove Lemma EC.1. The proofs of these intermediary lemmas are provided at the end of this section. The first lemma decomposes

$$\mathbb{E} \left[ \int_{-\delta}^{\delta} (r(W + y)f'_z(W + y) - r(W)f'_z(W))K_W(y)dy \right]$$



into a more convenient form. We remind the reader that (26) and (25) imply that,

$$r(w) = \begin{cases} -2w, & w \leq -1/\delta, \\ \frac{-2w}{2+\delta w}, & w \in [-1/\delta, \beta], \\ \frac{-2\beta}{2+\delta\beta}, & w \geq \beta, \end{cases} \quad r'(w) = \begin{cases} 2, & w \leq -1/\delta, \\ \frac{-4}{(2+\delta w)^2}, & w \in (-1/\delta, \beta], \\ 0, & w > \beta, \end{cases} \quad (\text{EC.11})$$

where  $r'(w)$  is interpreted as the derivative from the left at the points  $w = -1/\delta, \beta$ . In particular, note that  $|r'(w)| \leq 4$ .

LEMMA EC.2. *Let  $f_z(x)$  solve (EC.1), then*

$$\begin{aligned} & \int_{-\delta}^{\delta} (r(W+y)f'_z(W+y) - r(W)f'_z(W))K_W(y)dy \\ &= \int_{-\delta}^{\delta} K_W(y)r(W+y)yf''_z(W)dy \\ & \quad - \int_{-\delta}^{\delta} K_W(y)r(W+y) \int_0^y \int_0^s r(W+u)f''_z(W+u)dudsdy \\ & \quad - \int_{-\delta}^{\delta} K_W(y)r(W+y) \int_0^y \int_0^s r'(W+u)f'_z(W+u)dudsdy \\ & \quad - \int_{-\delta}^{\delta} K_W(y)r(W+y) \int_0^y \left[ \frac{1(W+s \leq -z)}{a(W+s)/2} - \frac{1(W \leq -z)}{a(W)/2} \right] dsdy \\ & \quad - \mathbb{P}(Y \leq -z) \int_{-\delta}^{\delta} K_W(y)r(W+y) \int_0^y \left[ \frac{2}{a(W+s)} - \frac{2}{a(W)} \right] dsdy \\ & \quad + 1(W = -1/\delta)f'_z(W) \int_0^{\delta} K_W(y) \int_0^y r'(W+s)dsdy \\ & \quad + 1(W = \beta)f'_z(W) \int_{-\delta}^0 K_W(y) \int_0^y r'(W+s)dsdy \\ & \quad + 1(W \in [-1/\delta + \delta, \beta - \delta])f'_z(W) \int_{-\delta}^{\delta} K_W(y) \int_0^y \int_0^s r''(W+u)dudsdy \\ & \quad + 1(W \in [-1/\delta + \delta, \beta - \delta])f'_z(W)r'(W)\frac{\delta^2 b(W)}{6}. \end{aligned} \quad (\text{EC.12})$$

Next we will need a bound on  $f'_z(w)$  and  $f''_z(w)$  as provided by the following lemma.

LEMMA EC.3. *There exists a constant  $C$  that depends only on  $\beta$  such that for any  $z > 0$ ,*

$$|f'_z(w)| \leq \frac{C}{\mu} \left( 1(w \leq -z) \left( \frac{\mu}{|b(w)|} \wedge 1 \right) \right. \quad (\text{EC.13})$$

$$\left. + \mathbb{P}(Y \leq -z) \left( 1(-z < w < 0) e^{-\int_0^w r(u) du} + 1(w \geq 0) \left( \frac{\mu}{|b(w)|} \wedge 1 \right) \right) \right), \quad (\text{EC.14})$$

$$|f''_z(w)| \leq \frac{C}{\mu} \left( 1(w \leq -z) + \mathbb{P}(Y \leq -z) \left( 1(-z < w < 0) (1 + |w|) e^{-\int_0^w r(u) du} + 1(w \geq 0) \right) \right) \quad (\text{EC.15})$$

One may verify that

$$f'_z(w) = \begin{cases} -\mathbb{P}(Y \geq -z) e^{-\int_0^w r(u) du} \frac{2}{\kappa} \mathbb{P}(Y \leq w), & w \leq -z, \\ -\mathbb{P}(Y \leq -z) e^{-\int_0^w r(u) du} \frac{2}{\kappa} \mathbb{P}(Y \geq w), & w \geq -z \end{cases} \quad (\text{EC.16})$$

solves (EC.1), and that it is bounded away from 0 and  $\infty$ . Furthermore, (EC.1) and (EC.16)

imply

$$\begin{aligned} f''_z(w) &= -r(w) f'_z(w) + \frac{2(\mathbb{P}(Y \leq -z) - 1(w \leq -z))}{a(w)} \\ &= \begin{cases} -\mathbb{P}(Y \geq -z) \left[ \frac{2}{a(w)} - \frac{2r(w)}{\kappa} e^{-\int_0^w r(u) du} \mathbb{P}(Y \leq w) \right], & w \leq -z \\ -\mathbb{P}(Y \leq -z) \left[ -\frac{2}{a(w)} - \frac{2r(w)}{\kappa} e^{-\int_0^w r(u) du} \mathbb{P}(Y \geq w) \right], & w > -z. \end{cases} \end{aligned} \quad (\text{EC.17})$$

We will start by proving the bound on  $f''_z(w)$ . Recall that

$$\frac{1}{\kappa} \mathbb{P}(Y \leq w) = \int_{-\infty}^w \frac{2}{a(y)} e^{\int_0^y r(u) du} dy.$$

Since  $b(w)$  is non-increasing, then for any  $w < 0$ ,

$$\frac{1}{\kappa} \mathbb{P}(Y \leq w) = \int_{-\infty}^w \frac{2}{a(y)} e^{\int_0^y r(u) du} dy \leq \frac{1}{b(w)} \int_{-\infty}^w \frac{2b(y)}{a(y)} e^{\int_0^y r(u) du} dy = \frac{1}{b(w)} e^{\int_0^w r(u) du}, \quad (\text{EC.18})$$

and for  $w > 0$ ,

$$\frac{1}{\kappa} \mathbb{P}(Y \geq w) \leq \frac{1}{b(w)} \int_w^\infty \frac{2b(y)}{a(y)} e^{\int_0^y r(u) du} dy = \frac{-1}{b(w)} e^{\int_0^w r(u) du} = \frac{1}{|b(w)|} e^{\int_0^w r(u) du}. \quad (\text{EC.19})$$

Applying (EC.18) and (EC.19) to the form of  $f_z''(w)$  above, we get the desired upper bound when  $w \leq -z$  or  $w \geq 0$ . When  $-z < w < 0$ , we use the fact that  $|r(w)| \leq C|w|$  to get

$$\begin{aligned} |f_z''(w)| &\leq \frac{C}{\mu} \mathbb{P}(Y \leq -z)(1 + |w|) e^{-\int_0^w r(u) du} \int_w^\infty \frac{2}{a(y)} e^{\int_0^y r(u) du} dy \\ &\leq \frac{C}{\mu} \mathbb{P}(Y \leq -z)(1 + |w|) e^{-\int_0^w r(u) du}. \end{aligned}$$

The last inequality follows from the facts that  $a(w) \geq \mu$ , and that  $\int_w^\infty e^{\int_0^y r(u) du} dy$  can be bounded by a constant that depends only on  $\beta$ , which is evident from the form of  $r(w)$ . This establishes the bound on  $f_z''(w)$ . Repeating the same procedure with  $f_z'(w)$  gives us the bound

$$\begin{aligned} |f_z'(w)| &\leq C \left( 1(w \leq -z) \frac{1}{|b(w)|} \right. \\ &\quad \left. + \mathbb{P}(Y \leq -z) \left( 1(-z < w < 0) e^{-\int_0^w r(u) du} + 1(w \geq 0) \frac{1}{|b(w)|} \right) \right). \end{aligned}$$

To conclude the proof, we require the following two inequalities from Lemma B.8 of [Braverman \(2017\)](#):

$$e^{-\int_0^w r(u) du} \int_{-\infty}^w \frac{2}{a(y)} e^{\int_0^y r(u) du} dy \leq \begin{cases} \frac{3}{\mu}, & w \leq 0, \\ \frac{1}{\mu} e^{\beta^2} (3 + \beta), & w \in [0, \beta], \end{cases} \quad (\text{EC.20})$$

$$e^{-\int_0^w r(u) du} \int_w^\infty \frac{2}{a(y)} e^{\int_0^y r(u) du} dy \leq \begin{cases} \frac{1}{\mu} \left( 2 + \frac{1}{\beta} \right), & w \in [0, \beta], \\ \frac{1}{\mu\beta}, & w \geq \beta. \end{cases} \quad (\text{EC.21})$$

By repeating the bounding procedure discussed above, but using (EC.20) and (EC.21) in place of (EC.18) and (EC.19), we arrive at

$$|f'_z(w)| \leq \frac{C}{\mu} \left( 1(w \leq -z) + \mathbb{P}(Y \leq -z) \left( 1(-z < w < 0) e^{-\int_0^w r(u) du} + 1(w \geq 0) \right) \right),$$

which establishes the desired bound on  $f'_z(w)$ .  $\square$

Lastly, we will need the following lemmas, which are proved in Section EC.1.1.2.

LEMMA EC.4. *For  $k$  being a nonnegative integer, we have*

$$\mathbb{E}|1(W \leq -z)W^k| \leq C(z \vee 1)^{k+1} \mathbb{P}(Y \leq -z). \quad (\text{EC.22})$$

LEMMA EC.5. *For  $k$  being a nonnegative integer, we have*

$$\mathbb{E}|1(-z \leq W \leq 0)W^k e^{-\int_0^W r(u) du}| \leq C(z \vee 1)^{k+1}. \quad (\text{EC.23})$$

We are now ready to prove Lemma EC.1.

*Proof of Lemma EC.1* We take expected values on both sides of (EC.12) and bound the terms on the right-hand side one line at a time. For the first line, we need to bound

$$\begin{aligned} \left| \mathbb{E} \left[ \int_{-\delta}^{\delta} K_W(y) r(W+y) y f''_z(W) dy \right] \right| &\leq \left| \mathbb{E} \left[ r(W) f''_z(W) \int_{-\delta}^{\delta} y K_W(y) dy \right] \right| \\ &\quad + \left| \mathbb{E} \left[ f''_z(W) \int_{-\delta}^{\delta} y K_W(y) (r(W+y) - r(W)) dy \right] \right|. \end{aligned}$$

Recalling (EC.5), it follows that

$$\left| \mathbb{E} \left[ r(W) f''_z(W) \int_{-\delta}^{\delta} y K_W(y) dy \right] \right| = \left| \mathbb{E} \left[ r(W) f''_z(W) \frac{\delta^2 b(W)}{6} \right] \right| \leq C\mu\delta^2 \mathbb{E} |W^2 f''_z(W)|,$$

and

$$\left| \mathbb{E} \left[ f''_z(W) \int_{-\delta}^{\delta} y K_W(y) (r(W+y) - r(W)) dy \right] \right|$$

$$\begin{aligned}
&\leq \left| \mathbb{E} \left[ C f_z''(W) \delta^2 \int_{-\delta}^{\delta} K_W(y) dy \right] \right| \\
&= \left| \mathbb{E} \left[ C f_z''(W) \delta^2 \frac{a(W)}{2} \right] \right| \\
&\leq C \mu \delta^2 \mathbb{E} |f_z''(W)|.
\end{aligned}$$

Invoking (EC.15), we arrive at

$$\begin{aligned}
\mathbb{E} |W^2 f_z''(W)| &\leq \frac{C}{\mu} \mathbb{E} \left( W^2 1(W \leq -z) \right. \\
&\quad \left. + \mathbb{P}(Y \leq -z) W^2 \left( 1(-z < W < 0)(1 + |W|) e^{-\int_0^W r(u) du} + 1(W \geq 0) \right) \right).
\end{aligned}$$

Applying Lemma EC.4 and EC.5, we get

$$\mathbb{E} |W^2 f_z''(W)| \leq \frac{C}{\mu} \mathbb{P}(Y \leq -z) (z \vee 1)^4 + \frac{C}{\mu} \mathbb{P}(Y \leq -z) \mathbb{E} W^2 \leq \frac{C}{\mu} \mathbb{P}(Y \leq -z) (z \vee 1)^4.$$

The last inequality above follows from the fact that  $\mathbb{E} W^2 \leq C$ , which was proved in Lemma

A.1 of Braverman (2017). Using a similar procedure, we get

$$\mathbb{E} |f_z''(W)| \leq \frac{C}{\mu} \mathbb{P}(Y \leq -z) (z \vee 1)^2,$$

and so the first line is bounded by  $C \mathbb{P}(Y \leq -z) \delta^2 (z \vee 1)^4$ . Following the same argument,

the second line

$$\left| \int_{-\delta}^{\delta} K_W(y) r(W+y) \int_0^y \int_0^s r(W+u) f_z''(W+u) du ds dy \right|$$

is also bounded by  $C\mathbb{P}(Y \leq -z)\delta^2(z \vee 1)^4$ . For the third line, we note that since  $|r'(w)| \leq 4$ , then

$$\begin{aligned}
& \left| \mathbb{E} \left[ \int_{-\delta}^{\delta} K_W(y) r(W+y) \int_0^y \int_0^s r'(W+u) f'_z(W+u) du ds dy \right] \right| \\
& \leq \left| \mathbb{E} \left[ \int_{-\delta}^{\delta} K_W(y) f'_z(W) r(W) \frac{r(W+y)}{r(W)} \int_0^y \int_0^s r'(W+u) du ds dy \right] \right| \\
& \quad + \left| \mathbb{E} \left[ \int_{-\delta}^{\delta} K_W(y) r(W+y) \int_0^y \int_0^s r'(W+u) \int_0^u f''_z(W+v) dv du ds dy \right] \right| \\
& \leq \mathbb{E} \left[ C\delta^2 |r(W) f'_z(W)| \int_{-\delta}^{\delta} K_W(y) dy \right] \\
& \quad + C\mathbb{E} \left[ \left| W \int_{-\delta}^{\delta} K_W(y) \int_0^y \int_0^s \int_0^u f''_z(W+v) dv du ds dy \right| \right] \\
& = \mathbb{E} \left[ C\delta^2 |b(W) f'_z(W)| \right] + C\mathbb{E} \left[ \left| W \int_{-\delta}^{\delta} K_W(y) \int_0^y \int_0^s \int_0^u f''_z(W+v) dv du ds dy \right| \right],
\end{aligned}$$

where the equality follows from (EC.5). The first term is bounded by combining (EC.14) with Lemmas EC.4 and EC.5. The second term can be bounded by repeating the procedure used to bound lines one and two. The resulting upper bound is

$$\left| \mathbb{E} \left[ \int_{-\delta}^{\delta} K_W(y) r(W+y) \int_0^y \int_0^s r'(W+u) f'_z(W+u) du ds dy \right] \right| \leq C\mathbb{P}(Y \leq -z)\delta^2(z \vee 1)^2.$$

For the fourth line, just as in (EC.8) and (EC.9), we have

$$\begin{aligned}
& \left| \mathbb{E} \left[ \int_{-\delta}^{\delta} K_W(y) r(W+y) \int_0^y \left[ \frac{1(W+s \leq -z)}{a(W+s)/2} - \frac{1(W \leq -z)}{a(W)/2} \right] ds dy \right] \right| \\
& \leq \left| \mathbb{E} \left[ \int_{-\delta}^{\delta} K_W(y) r(W+y) \int_0^y \left[ \frac{2}{a(W+s)} - \frac{2}{a(W)} \right] 1(W \leq -z) ds dy \right] \right| \\
& \quad + \left| \mathbb{E} \left[ \int_{-\delta}^{\delta} K_W(y) r(W+y) \int_0^y \left[ \frac{2(1(W+s \leq -z) - 1(W \leq -z))}{a(W+s)} \right] ds dy \right] \right| \\
& \leq C\delta^3 \mathbb{E} |W 1(W \leq -z)| + C\delta z [\mathbb{P}(W = -\tilde{z}) + \mathbb{P}(W = -\tilde{z} - \delta)] \\
& \leq C\mathbb{P}(Y \leq -z)\delta^3(z \vee 1)^2 + C\delta^2(z \vee 1)^2 \mathbb{P}(W \leq -z) \\
& \leq C\mathbb{P}(Y \leq -z)\delta^3(z \vee 1)^2 + C\delta^2(z \vee 1)^2 \mathbb{P}(W \leq -z) \\
& \leq C\mathbb{P}(Y \leq -z)\delta^2(z \vee 1)^3,
\end{aligned}$$

where in the last inequality we used Lemma EC.4. The fifth line is bounded as follows:

$$\begin{aligned} & \left| \mathbb{E} \left[ \int_{-\delta}^{\delta} K_W(y) r(W+y) \mathbb{P}(Y \leq -z) \int_0^y \left[ \frac{2}{a(W+s)} - \frac{2}{a(W)} \right] ds dy \right] \right| \\ & \leq C \mathbb{P}(Y \leq -z) \delta^3 \mathbb{E}|W| \leq C \mathbb{P}(Y \leq -z) \delta^3. \end{aligned}$$

The sixth line is bounded as follows:

$$\left| \mathbb{E} \left[ 1(W = -1/\delta) f'_z(W) \int_0^{\delta} K_W(y) \int_0^y r'(W+s) ds dy \right] \right| \leq C \delta \mathbb{P}(W = -1/\delta),$$

and now we argue that

$$C \delta \mathbb{P}(W = -1/\delta) \leq C \delta^2 (z \vee 1) \mathbb{P}(Y \leq -z). \quad (\text{EC.24})$$

For any integer  $0 < k < R$ ,

$$\mathbb{P}(W = -1/\delta) \leq \frac{1}{k} \sum_{i=0}^k \mathbb{P}(W = \delta(i - R)) = \frac{1}{k} \mathbb{P}(W \leq \delta(k - R)).$$

Choose  $k$  such that  $\delta(k - R)$  is the largest element in the support of  $W$  that is less than or equal to  $-z$ , and use the fact that  $z = O(R^{1/4})$  to conclude that

$$\mathbb{P}(W = -1/\delta) \leq C \delta \mathbb{P}(W \leq -z).$$

Using Lemma EC.4 implies (EC.24). The seventh line is bounded as follows:

$$\begin{aligned} & \left| \mathbb{E} \left[ 1(W = \beta) f'_z(W) \int_{-\delta}^0 K_W(y) \int_0^y r'(W+s) ds dy \right] \right| \\ & \leq C \delta \mathbb{P}(W = \beta) \mathbb{P}(Y \leq -z) \leq C \delta^2 \mathbb{P}(Y \leq -z), \end{aligned}$$

where we used  $\mathbb{P}(W = \beta) \leq C\delta$ , which can be inferred from the Berry-Esseen bound (cf. Theorem 3 of [Braverman et al. \(2016\)](#)). With the help of [\(EC.14\)](#), the eighth line is bounded as follows:

$$\begin{aligned} & \left| \mathbb{E} \left[ 1(W \in [-1/\delta + \delta, \beta - \delta]) f'_z(W) \int_{-\delta}^{\delta} K_W(y) \int_0^y \int_0^s r''(W+u) du ds dy \right] \right| \\ & \leq C\delta^3 \mathbb{P}(W \leq -z) + C\delta^3 \mathbb{P}(Y \leq -z) \mathbb{E} |1(-z \leq W \leq 0) e^{-\int_0^W r(u) du}| + C\delta^3 \mathbb{P}(Y \leq -z) \\ & \leq C\delta^3 (z \vee 1) \mathbb{P}(Y \leq -z), \end{aligned}$$

where in the last inequality we used Lemma [EC.5](#). The ninth line is bounded similarly:

$$\begin{aligned} \left| E \left\{ 1(W \in [-1/\delta + \delta, \beta - \delta]) f'_z(W) r'(W) \frac{\delta^2 b(W)}{6} \right\} \right| & \leq C\delta^2 (z \vee 1)^2 \mathbb{P}(W \leq -z) \\ & \leq C\delta^2 (z \vee 1)^3 \mathbb{P}(Y \leq -z). \end{aligned}$$

Lemma [EC.1](#) is proved by combining all the above bounds.  $\square$

**EC.1.1.1. Proof of Lemma [EC.2](#).** Assume for now that for all  $y \in (-\delta, \delta)$ ,

$$\begin{aligned} & r(W+y) f'_z(W+y) - r(W) f'_z(W) \\ & = yr(W+y) f''_z(W) - r(W+y) \int_0^y \int_0^s \left( r(W+u) f''_z(W+u) + r'(W+u) f'_z(W+u) \right) du ds \\ & \quad - r(W+y) \int_0^y \left( \frac{2}{a(W+s)} 1(W+s \leq -z) - \frac{2}{a(W)} 1(W \leq -z) \right) ds \\ & \quad + \mathbb{P}(Y \leq -z) r(W+y) \int_0^y \left( \frac{2}{a(W+s)} - \frac{2}{a(W)} \right) ds + f'_z(W) \int_0^y r'(W+s) ds. \quad (\text{EC.25}) \end{aligned}$$

We postpone verifying [\(EC.25\)](#) to the end of this proof, but [\(EC.25\)](#) implies

$$\begin{aligned} & \int_{-\delta}^{\delta} \left( r(W+y) f'_z(W+y) - r(W) f'_z(W) \right) K_W(y) dy \\ & = \int_{-\delta}^{\delta} K_W(y) yr(W+y) f''_z(W) dy \\ & \quad - \int_{-\delta}^{\delta} K_W(y) r(W+y) \int_0^y \int_0^s r(W+u) f''_z(W+u) du ds dy \end{aligned}$$



$$\begin{aligned}
& - \int_{-\delta}^{\delta} K_W(y) r(W+y) \int_0^y \int_0^s r'(W+u) f'_z(W+u) du ds dy \\
& - \int_{-\delta}^{\delta} K_W(y) r(W+y) \int_0^y \left( \frac{2}{a(W+s)} 1(W+s \leq -z) - \frac{2}{a(W)} 1(W \leq -z) \right) ds dy \\
& + \mathbb{P}(Y \geq z) \int_{-\delta}^{\delta} K_W(y) r(W+y) \int_0^y \left( \frac{2}{a(W+s)} - \frac{2}{a(W)} \right) ds dy \\
& + f'_z(W) \int_{-\delta}^{\delta} K_W(y) \int_0^y r'(W+s) ds dy.
\end{aligned}$$

We are almost done, but the last term on the right hand side above requires some additional manipulations. Since  $r'(w) = 0$  for  $w \geq \beta$  and  $K_W(y) = 0$  for  $W = -1/\delta$  and  $y \in [-\delta, 0]$ ,

$$\begin{aligned}
& \int_{-\delta}^{\delta} K_W(y) \int_0^y r'(W+s) ds dy \\
& = 1(W = -1/\delta) \int_0^{\delta} K_W(y) \int_0^y r'(W+s) ds dy \\
& \quad + 1(W = \beta) \int_{-\delta}^0 K_W(y) \int_0^y r'(W+s) ds dy \\
& \quad + 1(W \in [-1/\delta + \delta, \beta - \delta]) \int_{-\delta}^{\delta} K_W(y) \int_0^y r'(W+s) ds dy,
\end{aligned}$$

and for  $W \in [-1/\delta + \delta, \beta - \delta]$ ,

$$\begin{aligned}
& \int_{-\delta}^{\delta} K_W(y) \int_0^y r'(W+s) ds dy \\
& = \int_{-\delta}^{\delta} K_W(y) \int_0^y (r'(W+s) - r'(W)) ds dy + r'(W) \int_{-\delta}^{\delta} y K_W(y) dy \\
& = \int_{-\delta}^{\delta} K_W(y) \int_0^y \int_0^s r''(W+u) du ds dy + r'(W) \frac{1}{6} \delta^2 b(W).
\end{aligned}$$

To conclude the proof, we verify (EC.25):

$$\begin{aligned}
& r(W+y) f'_z(W+y) - r(W) f'_z(W) \\
& = r(W+y) f'_z(W) + r(W+y) \int_0^y f''_z(W+s) ds - r(W) f'_z(W)
\end{aligned}$$

$$= r(W+y) \int_0^y f_z''(W+s) ds + f_z'(W) \int_0^y r'(W+s) ds.$$

Now

$$\begin{aligned} \int_0^y f_z''(W+s) ds &= y f_z''(W) + \int_0^y (f_z''(W+s) - f_z''(W)) ds \\ &= y f_z''(W) - \int_0^y \left( r(W+s) f_z'(W+s) - r(W) f_z'(W) \right) ds \\ &\quad - \int_0^y \left( \frac{2}{a(W+s)} 1(W+s \leq -z) - \frac{2}{a(W)} 1(W \leq -z) \right) ds \\ &\quad + \mathbb{P}(Y \leq -z) \int_0^y \left( \frac{2}{a(W+s)} - \frac{2}{a(W)} \right) ds, \end{aligned}$$

and the Fundamental Theorem of Calculus tells us that

$$\begin{aligned} &r(W+s) f_z'(W+s) - r(W) f_z'(W) \\ &= \int_0^s \left( r(W+u) f_z''(W+u) + r'(W+u) f_z'(W+u) \right) du, \end{aligned}$$

which proves (EC.25).

**EC.1.1.2. Moment Generating Function Bound.** We first provide an upper bound for  $\mathbb{E}e^{-tW}$  for  $0 \leq t = O(R^{1/4})$ . We use the fact that  $W \geq -1/\delta$  implicitly in the following.

LEMMA EC.6. *Let  $0 \leq t = O(R^{1/4})$ . We have*

$$\mathbb{E}e^{-tW} \leq C e^{\frac{t^2}{2} - \frac{\delta t^3}{6}}. \quad (\text{EC.26})$$

For  $0 \leq s \leq t$ , define

$$h(s) = \mathbb{E}e^{-sW},$$

hence

$$h'(s) = \mathbb{E}(-W)e^{-sW}.$$

We will show that

$$(1 + \frac{\delta s}{2} + \frac{\delta^2 s^2}{6})h'(s) \leq (s + C\delta^2 s^3)h(s). \quad (\text{EC.27})$$

From (EC.27), we have

$$h'(s) \leq (\frac{s}{1 + \frac{\delta s}{2}} + C\delta^2 t^3)h(s) \leq (s - \frac{\delta s^2}{2} + C\delta^2 t^3)h(s),$$

where in the last inequality, we used  $s \leq t$ . Using this inequality and the initial condition

$h(0) = 1$ , we have

$$\log(h(t)) \leq \int_0^t (s - \frac{\delta s^2}{2} + C\delta^2 t^3)ds \leq \frac{t^2}{2} - \frac{\delta t^3}{6} + C,$$

which implies (EC.26). We are left to prove (EC.27). In the Stein identity

$$\mathbb{E} \left[ \frac{a(W)}{2} f''(W) + b(W) f'(W) + \int_{-\delta}^{\delta} [f''(W+y) - f''(W)] K_W(y) dy \right] = 0,$$

let

$$f'(w) = e^{-sw},$$

hence

$$f''(w) = -se^{-sw}.$$

We have

$$\begin{aligned} \mathbb{E}[b(W)f'(W)] &= \mathbb{E}[1(W \leq \beta)(-\mu W)e^{-sW} + 1(W > \beta)(-\mu\beta)e^{-sW}] \\ &= \mu h'(s) + \mathbb{E}[1(W > \beta)\mu(W - \beta)e^{-sW}] \\ &\geq \mu h'(s), \end{aligned} \quad (\text{EC.28})$$

$$\begin{aligned}
-\mathbb{E}\left[\frac{a(W)}{2}f''(W)\right] &= \mu\mathbb{E}\left[1(-\frac{1}{\delta} \leq W \leq \beta)(1 + \frac{\delta W}{2})se^{-sW} + 1(W > \beta)(1 + \frac{\delta\beta}{2})se^{-sW}\right] \\
&= \mu\mathbb{E}\left[(1 + \frac{\delta W}{2})se^{-sW}\right] + \mu\mathbb{E}\left[1(W > \beta)\frac{\delta(W - \beta)}{2}se^{-sW}\right] \\
&\leq \mu\mathbb{E}\left[(1 + \frac{\delta W}{2})se^{-sW}\right] = \mu sh(s) - \mu\frac{\delta s}{2}h'(s),
\end{aligned} \tag{EC.29}$$

and

$$\begin{aligned}
&-\mathbb{E}\left[\int_{-\delta}^{\delta} [f''(W+t) - f''(W)]K_W(y)dy\right] \\
&= \mathbb{E}\left[\int_{-\delta}^{\delta} [e^{-s(W+y)} - e^{-sW}]sK_W(y)dy\right] \\
&\leq \mathbb{E}\left[se^{-sW}\int_{-\delta}^{\delta} (-sy + Cs^2y^2)K_W(y)dy\right] \\
&\leq \mathbb{E}\left[s^2e^{-sW}\frac{-\delta^2b(W)}{6}\right] + C\mu\delta^2s^3Ee^{-sW} \\
&= \frac{\delta^2s^2}{6}\mathbb{E}[\mu W e^{-sW}] + \frac{\delta^2s^2}{6}\mathbb{E}\left[1(W > \beta)(\mu\beta - \mu W)e^{-sW}\right] + C\mu\delta^2s^3\mathbb{E}e^{-sW} \\
&\leq -\mu\frac{\delta^2s^2}{6}h'(s) + C\mu\delta^2s^3h(s).
\end{aligned} \tag{EC.30}$$

Combining (EC.28)–(EC.30) with the Stein identity concludes the proof.  $\square$

Now we are ready to prove Lemmas EC.4 and EC.5. Without loss of generality, we assume implicitly that  $z$  is large enough.

*Proof of Lemma EC.4* We first consider the case  $k \geq 1$ . Using integration by parts, we have

$$\mathbb{E}|1(W \leq -z)W^k| = z^k\mathbb{P}(W \leq -z) + \int_{-\infty}^{-z} k(-y)^{k-1}\mathbb{P}(W \leq y)dy.$$

From (EC.26), the first term is bounded by

$$z^k\mathbb{P}(W \leq -z) = z^k\mathbb{E}\left[e^{W^2}e^{-W^2}1(W \leq -z)\right] \leq z^ke^{-z^2}\mathbb{E}e^{-zW} \leq Cz^ke^{-\frac{z^2}{2} - \frac{\delta z^3}{6}}. \tag{EC.31}$$

For the second term, we have

$$\begin{aligned}
\int_{-\infty}^{-z} k(-y)^{k-1} \mathbb{P}(W \leq y) dy &\leq \int_{-\infty}^{-z} k(-y)^{k-1} e^{zy} \mathbb{E} e^{-zW} dy \\
&\leq C e^{\frac{z^2}{2} - \frac{\delta z^3}{6}} \int_{-\infty}^{-z} (-y)^{k-1} e^{zy} dy \\
&\leq C z^{k-2} e^{-\frac{z^2}{2} - \frac{\delta z^3}{6}},
\end{aligned}$$

where we used again (EC.26). To conclude, we now establish a lower bound on  $\mathbb{P}(Y \leq -z)$ .

Recall the form of  $r(w)$  from (EC.11).

$$\begin{aligned}
\mathbb{P}(Y \leq -z) &= \int_{-\infty}^{-z} \frac{\kappa}{a(y)} e^{\int_0^y r(u) du} dy \geq C \int_{-z-1}^{-z} e^{\int_0^y \frac{-2u}{2+\delta u} du} dy \\
&= C \int_{-z-1}^{-z} e^{\frac{4 \log(\delta y + 2) - \delta y}{\delta^2} - \frac{4 \log(2)}{\delta^2}} dy.
\end{aligned}$$

Taylor expansion tells us that

$$\frac{4 \log(\delta y + 2) - \delta y}{\delta^2} - \frac{4 \log(2)}{\delta^2} = \frac{-y^2}{2} + \frac{\delta y^3}{6} - \frac{\delta^2 \xi^4}{16} \quad (\text{EC.32})$$

for some  $\xi$  between 0 and  $y$ . Recall that  $\delta = 1/\sqrt{R}$ , and so for  $z \leq CR^{-1/4}$ ,

$$\mathbb{P}(Y \leq -z) \geq C \int_{-z-1}^{-z} e^{-\frac{y^2}{2} + \frac{\delta y^3}{6}} dy = C \int_{-1}^0 e^{-\frac{(-z+y)^2}{2} + \frac{\delta(-z+y)^3}{6}} dy.$$

Now for  $y \in [-1, 0]$ , and  $z \leq CR^{-1/4}$ ,

$$\begin{aligned}
-\frac{(-z+y)^2}{2} + \frac{\delta(-z+y)^3}{6} &= -\frac{z^2}{2} + zy - \frac{y^2}{2} + \delta \frac{z^2 y}{2} - \delta \frac{zy^2}{2} + \delta \frac{y^3}{6} - \frac{\delta z^3}{6} \\
&\geq -\frac{z^2}{2} + zy - \frac{y}{2}(y - \delta z^2) - \frac{\delta z^3}{6} - C \\
&\geq -\frac{z^2}{2} + zy - \frac{\delta z^3}{6} - C,
\end{aligned}$$

and so

$$\mathbb{P}(Y \leq -z) \geq C \int_{-1}^0 e^{-\frac{z^2}{2} + zy - \frac{\delta z^3}{6}} dy \geq C \frac{1}{z} e^{-\frac{z^2}{2} - \frac{\delta z^3}{6}}.$$

This proves (EC.22) for  $k \geq 1$ . The result for  $k = 0$  follows from (EC.31).  $\square$

*Proof of Lemma EC.5* Using integration by parts, we have for  $k \geq 1$ ,

$$\begin{aligned} & \mathbb{E}[1(-z \leq W \leq 0)W^k e^{-\int_0^W r(u)du}] \\ &= -z^k e^{-\int_0^z r(u)du} \mathbb{P}(W \leq -z) + \int_{-z}^0 [k(-y)^{k-1} + (-y)^k r(y)] e^{-\int_0^y r(u)du} \mathbb{P}(W \leq y) dy \quad (\text{EC.33}) \\ &\leq C \int_{-z}^0 [(-y)^{k-1} + (-y)^{k+1}] e^{-\int_0^y r(u)du} \mathbb{P}(W \leq y) dy, \end{aligned}$$

and for  $k = 0$ ,

$$\mathbb{E}[1(-z \leq W \leq 0)e^{-\int_0^W r(u)du}] \leq C \int_{-z}^0 (-y) e^{-\int_0^y r(u)du} \mathbb{P}(W \leq y) dy. \quad (\text{EC.34})$$

We shall prove in the following that for  $k \geq 0$ ,

$$\int_{-z}^0 (-y)^k e^{-\int_0^y r(u)du} \mathbb{P}(W \leq y) dy \leq C z^{k \vee 1}. \quad (\text{EC.35})$$

The bound (EC.23) is obtained by (EC.33), (EC.34) and (EC.35). We are left to prove (EC.35). We may assume without loss of generality that  $z$  is an integer. Otherwise increase it to the nearest integer. From (EC.32) we know that for  $0 \leq -y \leq z = O(R^{1/4})$ ,

$$-\int_0^y r(u)du = -\frac{4\log(\delta y + 2) - \delta y}{\delta^2} + \frac{4\log(2)}{\delta^2} \leq \frac{y^2}{2} - \frac{\delta y^3}{6} + C.$$

We have

$$\begin{aligned} & \int_{-z}^0 (-y)^k e^{-\int_0^y r(u)du} \mathbb{P}(W \leq y) dy \\ &\leq C \sum_{j=-z}^{-1} |j|^k \int_j^{j+1} e^{\frac{y^2}{2} - \frac{\delta y^3}{6}} e^{|j|y} e^{-|j|y} \mathbb{P}(W \leq y) dy \\ &\leq C \sum_{j=-z}^{-1} |j|^k \sup_{j \leq y \leq j+1} [e^{\frac{y^2}{2} + |j|y}] \sup_{j \leq y \leq j+1} [e^{-\frac{\delta y^3}{6}}] \int_j^{j+1} e^{-|j|y} \mathbb{P}(W \leq y) dy \\ &\leq C \sum_{j=-z}^{-1} |j|^k e^{-\frac{j^2}{2}} \sup_{j \leq y \leq j+1} [e^{-\frac{\delta y^3}{6}}] \int_{-\infty}^{\infty} e^{-|j|y} \mathbb{P}(W \leq y) dy \\ &= C \sum_{j=-z}^{-1} |j|^k e^{-\frac{j^2}{2}} \sup_{j \leq y \leq j+1} [e^{-\frac{\delta y^3}{6}}] \frac{1}{|j|} E e^{-|j|W}, \end{aligned}$$

where we used

$$\sup_{j \leq y \leq j+1} [e^{\frac{y^2}{2} + |j|y}] = e^{-\frac{j^2}{2} + \frac{1}{2}}$$

in the last inequality and integration by parts in the last equality. Invoking Lemma EC.6, we have

$$\begin{aligned} & \int_{-z}^0 (-y)^k e^{-\int_0^y r(u) du} \mathbb{P}(W \leq y) dy \\ & \leq C \sum_{j=-z}^{-1} |j|^{k-1} e^{-\frac{j^2}{2}} \sup_{j \leq y \leq j+1} [e^{-\frac{\delta y^3}{6}}] e^{\frac{j^2}{2}} e^{-\frac{\delta |j|^3}{6}} \\ & \leq C \sum_{j=-z}^{-1} |j|^{k-1} \leq C z^{k \vee 1}, \end{aligned}$$

where we used

$$\sup_{j \leq y \leq j+1} \left[ -\frac{\delta y^3}{6} - \frac{\delta |j|^3}{6} \right] \leq C \delta j^2 \leq C, \text{ for } 1 \leq -j \leq z = O(R^{1/4}).$$

This proves (EC.35). □

## EC.2. Proof of Theorem 3

Theorem 3 follows from a similar and simpler proof than that of Theorem 2. In particular, the bound (37) can be proved by a simple adaption of the arguments in Chen et al. (2013b) and therefore its proof is omitted. We give a complete proof of (36), which may be useful for other exponential approximation problems. We remind the reader that  $C$  will be used as a positive constant that may differ from line to line, but will only depend on  $\beta$ .

*Proof of (36)* Recall that the density of  $Y_0$  is given in (31), and that  $b(x) = -\mu(x \wedge \beta)$ .

Let  $f_z(w)$  be the solution to

$$b(w)f'(w) + \mu f''(w) = 1(w \geq z) - \mathbb{P}(Y_0 \geq z). \quad (\text{EC.36})$$

Then just like in (EC.16),

$$f'_z(w) = \begin{cases} -\mathbb{P}(Y_0 \geq z) e^{-\int_0^w \frac{b(u)}{\mu} du} \int_{-\infty}^w \frac{1}{\mu} e^{-\int_0^y \frac{b(u)}{\mu} du} dy, & w < z, \\ -\mathbb{P}(Y_0 \leq z) e^{-\int_0^w \frac{b(u)}{\mu} du} \int_w^\infty \frac{1}{\mu} e^{-\int_0^y \frac{b(u)}{\mu} du} dy, & w \geq z. \end{cases}$$

In the display above (EC.4), we showed that

$$-E[b(W)f'(W)] = \mu E \left[ \int_{|y| \leq \delta} f''(W+y) K_W(y) dy \right], \quad (\text{EC.37})$$

where

$$K_W(y) = \begin{cases} (\lambda - b(W)/\delta)(y + \delta) \geq 0, & y \in [-\delta, 0], \\ \lambda(\delta - y) \geq 0, & y \in [0, \delta]. \end{cases}$$

Also recall from (EC.5) that  $\int_{-\delta}^\delta K_W(y) dy = 1 - \frac{\delta}{2\mu} b(W)$ . Combining (EC.36) and (EC.37),

we get

$$\begin{aligned} & \mathbb{P}(W \geq z) - \mathbb{P}(Y_0 \geq z) \\ &= \mathbb{E} \left[ \mu f''_z(W) - \mu \int_{|y| \leq \delta} f''(W+y) K_W(y) dy \right] \\ &= \mathbb{E} [1(W \geq z) - \mathbb{P}(Y_0 \geq z) - b(W) f'_z(W)] \\ & \quad - \mathbb{E} \left[ \int_{|t| \leq \delta} [1(W+y \geq z) - \mathbb{P}(Y_0 \geq z) - b(W+y) f'_z(W+y)] K_W(y) dy \right]. \end{aligned}$$

This implies

$$\begin{aligned} \mathbb{P}(W \geq z + \delta) - \mathbb{P}(Y_0 \geq z) &\leq \mathbb{E} \int_{|y| \leq \delta} [-b(W) f'_z(W) + b(W+y) f'_z(W+y)] K_W(y) dy \\ &\quad - \frac{\delta}{2\mu} \mathbb{E} [(b(W))^2 f'_z(W)] \\ &\quad + \frac{\delta}{2\mu} \mathbb{E} [b(W) (\mathbb{P}(Y_0 \geq z) - 1(W \geq z + \delta))] \\ &=: \text{I} + \text{II} + \text{III}. \end{aligned} \quad (\text{EC.38})$$



In Section [EC.2.1](#), we will prove that the right-hand side of the above inequality can be bounded by

$$C\delta \sup_{|s| \leq \delta} \left\{ \mathbb{P}(W + s \geq z) + \mathbb{P}(Y_0 \geq z) [1 + \mathbb{E}|W + s| + Ee^{\beta(W+s)} 1(\beta \leq W + s \leq z)] \right\}. \quad (\text{EC.39})$$

The following lemma provides a bound on  $\mathbb{P}(W + s \geq z)$ , and is proved in Section [EC.2.2](#).

LEMMA EC.7. *There exists a constant  $C > 0$  that depends only on  $\beta$ , such that for any  $z > \beta$ ,*

$$\mathbb{P}(W \geq z) \leq Ce^{-(\beta-3\beta^2\delta)z}. \quad (\text{EC.40})$$

Note that when  $z \geq \beta$ , then  $\mathbb{P}(Y_0 \geq z) = C \int_z^\infty e^{-\beta y} dy = Ce^{-\beta z}$ , and so [\(EC.40\)](#) tells us that for  $|s| \leq \delta$  and  $\beta < z = O(R^{1/2})$ ,

$$\frac{\mathbb{P}(W + s \geq z)}{\mathbb{P}(Y_0 \geq z)} \leq C.$$

Moreover,

$$\begin{aligned} & Ee^{\beta(W+s)} 1(\beta \leq W + s \leq z) \\ &= - \int_\beta^z e^{\beta u} d\mathbb{P}(W + s > u) \\ &= e^{\beta^2} \mathbb{P}(W + s > \beta) - e^{\beta z} \mathbb{P}(W + s > z) + (\beta) \int_\beta^z e^{\beta u} \mathbb{P}(W + s > u) du \\ &\leq C + (\beta) \int_\beta^z e^{\beta u} \mathbb{P}(W + s \geq u) du \\ &\leq C + C \int_\beta^z du \\ &\leq C(z \vee 1). \end{aligned}$$

Therefore, we have

$$\mathbb{P}(W \geq z + \delta) - \mathbb{P}(Y_0 \geq z) \leq C\delta \mathbb{P}(Y_0 \geq z)(z \vee 1).$$

Dividing both sides of the above inequality by  $\mathbb{P}(Y_0 \geq z + \delta)$  and noting that  $\mathbb{P}(Y_0 \geq z)/\mathbb{P}(Y_0 \geq z + \delta) = e^{\beta\delta} = 1 + O(\delta)$ , we have

$$\frac{\mathbb{P}(W \geq z + \delta)}{\mathbb{P}(Y_0 \geq z + \delta)} - 1 \leq C\delta((z \vee 1) + \delta),$$

which proves one side of the inequality (36) for the range  $\beta + \delta < z = O(R^{1/2})$ . The result for finite range  $z \in (0, \beta + \delta]$  follows from the Berry-Esseen bound in Theorem 3 of [Braverman et al. \(2016\)](#). The other side of the inequality (36) follows from a similar argument.  $\square$

### EC.2.1. Proof of (EC.39)

We first consider I on the right-hand side of (EC.38). Using the mean-value theorem, we can bound it by

$$\delta \mathbb{E} \left[ \sup_{|s| \leq \delta} (-b(W + s) f'_z(W + s))' \left(1 - \frac{\delta}{2\mu} b(W)\right) \right] \leq C \delta \mathbb{E} \left[ \sup_{|s| \leq \delta} (-b(W + s) f'_z(W + s))' \right]$$

where we used the fact that  $|\frac{\delta}{2\mu} b(W)| \leq C$  since  $W \geq -1/\delta$ . Because

$$-b(w) f'_z(w) = \begin{cases} \mathbb{P}(Y_0 \geq z) b(w) e^{-\int_0^w \frac{b(u)}{\mu} du} \int_{-\infty}^w \frac{1}{\mu} e^{-\int_0^y \frac{b(u)}{\mu} du} dy, & w < z, \\ \mathbb{P}(Y_0 \leq z) b(w) e^{-\int_0^w \frac{b(u)}{\mu} du} \int_w^{\infty} \frac{1}{\mu} e^{-\int_0^y \frac{b(u)}{\mu} du} dy, & w \geq z, \end{cases}$$

we have for  $w > z$ ,

$$\begin{aligned} (-b(w) f'_z(w))' &= -\beta \mathbb{P}(Y_0 \leq z) \left[ -1 + \beta e^{-\int_0^w \frac{b(u)}{\mu} du} \int_w^{\infty} e^{-\int_0^y \frac{b(u)}{\mu} du} dy \right] \\ &= -\beta \mathbb{P}(Y_0 \leq z) \left[ -1 + \beta e^{-\frac{\beta^2}{2} + \beta w} \int_w^{\infty} e^{\frac{\beta^2}{2} - \beta y} dy \right] \\ &= 0, \end{aligned}$$

for  $\beta < w < z$ ,

$$(-b(w) f'_z(w))' = -\beta \mathbb{P}(Y_0 \geq z) \left[ 1 + \beta e^{-\frac{\beta^2}{2} + \beta w} \int_{-\infty}^w e^{-\int_0^y \frac{b(u)}{\mu} du} dy \right],$$

and for  $w < \beta$ ,

$$(-b(w)f'_z(w))' = -\mathbb{P}(Y_0 \geq z) \left[ w + (e^{\frac{w^2}{2}} + w^2 e^{\frac{w^2}{2}}) \int_{-\infty}^w e^{-\frac{y^2}{2}} dy \right].$$

Observe that for  $w < 0$ ,  $\int_{-\infty}^w e^{-\frac{y^2}{2}} dy \leq \frac{1}{w} \int_{-\infty}^w y e^{-\frac{y^2}{2}} dy = \frac{1}{w} e^{-\frac{w^2}{2}}$ , and therefore,

$$\text{I} \leq C\delta \mathbb{P}(Y_0 \geq z) \mathbb{E} \left[ \sup_{|s| \leq \delta} [1 + e^{\beta(W+s)} 1(-\beta \leq W+s \leq z) + |W+s|] \right].$$

Now we consider

$$\text{II} = -\frac{\delta}{2\mu} \mathbb{E} b^2(W) f'_z(W).$$

We have for  $w > z$ ,

$$\frac{1}{\mu} b^2(w) f'_z(w) = -\beta \mathbb{P}(Y_0 \leq z),$$

for  $\beta < w < z$ ,

$$\frac{1}{\mu} b^2(w) f'_z(w) = \mathbb{P}(Y_0 \geq z) \beta e^{-\frac{\beta^2}{2} + \beta w} \int_{-\infty}^w e^{-\int_0^y \frac{b(u)}{\mu} du} dy \leq C e^{\beta w} \mathbb{P}(Y_0 \geq z),$$

and for  $w < \beta$ ,

$$\frac{1}{\mu} b^2(x) f(x) = \mathbb{P}(Y_0 \geq z) w^2 e^{\frac{w^2}{2}} \int_{-\infty}^w e^{-\frac{y^2}{2}} dy \leq \mathbb{P}(Y_0 \geq z) w.$$

Therefore,

$$\text{II} \leq C\delta \left\{ \mathbb{P}(W \geq z) + \mathbb{P}(Y_0 \geq z) [1 + \mathbb{E} e^{\beta W} 1(\beta \leq W \leq z) + |W|] \right\}.$$

Finally, we consider III. By choosing the function  $f(w) = w$  in (19), we see that  $\mathbb{E} b(W) = 0$ ,

and therefore,

$$\text{III} = -\frac{\delta}{2\mu} \mathbb{E} [b(W) (\mathbb{P}(Y_0 \geq z) - 1(W \geq z + \delta))] \leq C\delta \mathbb{P}(W \geq z + \delta).$$

The bound (EC.39) is proved by combining the above bounds on I, II and III.

□

### EC.2.2. Moment Generating Function Bound

The following result is required to prove Lemma EC.7.

LEMMA EC.8. *There exists a constant  $C > 0$  that depends only on  $\beta$  such that*

$$\mathbb{E}e^{(\beta-3\beta^2\delta)W} \leq C/\delta. \quad (\text{EC.41})$$

*Proof of Lemma EC.8* We may assume without loss of generality that  $\delta$  is sufficiently small such that  $(\beta - 3\beta^2\delta) > \beta/2$ . For notational convenience, we set  $\nu = 3\beta^2\delta$ . Fix  $M > \beta$  and let  $f'(w) = -\frac{1}{\mu}e^{(\beta-\nu)(w \wedge M)}$  in (EC.37). We have

$$\begin{aligned} LHS(\text{EC.37}) &= \mathbb{E}[-b(W)e^{(\beta-\nu)(W \wedge M)}] \\ &= \mathbb{E}[\mu\beta e^{(\beta-\nu)(W \wedge M)}1(W \geq \beta)] + \mathbb{E}[\mu W e^{(\beta-\nu)W}1(W < \beta)] \\ &= \mathbb{E}[\mu\beta e^{(\beta-\nu)(W \wedge M)}] + \mathbb{E}[\mu(W - \beta)e^{(\beta-\nu)W}1(W < \beta)] \\ &\geq \mathbb{E}[\mu\beta e^{(\beta-\nu)(W \wedge M)}] - \mu C \end{aligned}$$

where in the last inequality we used the fact that  $(W - \beta)e^{(\beta-\nu)W}$  is bounded in absolute value if  $(\beta - \nu) > \beta/2$  and  $W < \beta$ . Moreover,

$$\begin{aligned} RHS(\text{EC.37}) &= \mu \mathbb{E} \left[ \int_{|t| \leq \delta} (\beta - \nu) e^{(\beta-\nu)((W+y) \wedge M)} K_W(y) dy \right] \\ &\leq \mu(\beta - \nu) e^{(\beta-\nu)\delta} \mathbb{E} \left[ e^{(\beta-\nu)(W \wedge M)} \left(1 - \frac{\delta}{2} b(W)\right) \right] \\ &\leq \mu C + \mu(\beta - \nu) e^{(\beta-\nu)\delta} \mathbb{E} \left[ e^{(\beta-\nu)(W \wedge M)} \left(1 + \frac{\delta}{2} \beta\right) 1(W \geq \beta) \right] \\ &\leq \mu C + \mu(\beta - \nu) e^{(\beta-\nu)\delta} \left(1 + \frac{\delta}{2} \beta\right) \mathbb{E}[e^{(\beta-\nu)(W \wedge M)}] \\ &= \mu C + \mu \left( \beta - \nu + \frac{3\beta^2\delta}{2} + o(\delta) \right) \mathbb{E}[e^{(\beta-\nu)(W \wedge M)}]. \end{aligned}$$

The lemma is proved by solving the resulting recursive inequality and taking  $M \rightarrow \infty$ .

□

*Proof of Lemma EC.7* For notational convenience, we set  $\nu = 3\beta^2\delta$ . In (EC.37), let  $f$  be such that  $-\mu f'(0) = 1$  and

$$-\mu f''(y) = \begin{cases} (\beta - \nu)e^{(\beta-\nu)y}, & y \leq z \\ \text{linear interpolation,} & z < y \leq z + \Delta \\ 0, & y > z + \Delta \end{cases}$$

with  $0 < \Delta \leq \delta$  to be chosen. Note that  $f' > 0$  and  $f'(y) \geq e^{(\beta-\nu)z}$  if  $y \geq z + \Delta$ . We have

$$\begin{aligned} LHS(\text{EC.37}) &\geq \mathbb{E}[\mu W e^{(\beta-\nu)W} 1(W < \beta)] \\ &\quad + \mathbb{E}[\mu \beta e^{(\beta-\nu)W} 1(\beta \leq W \leq z)] + \mathbb{E}[\mu \beta e^{(\beta-\nu)z} 1(W > z + \Delta)] \\ &\geq -\mu C + \mathbb{E}[\mu \beta e^{(\beta-\nu)W} 1(\beta \leq W \leq z)] + \mathbb{E}[\mu \beta e^{(\beta-\nu)z} 1(W > z + \Delta)], \end{aligned}$$

and

$$\begin{aligned} RHS(\text{EC.37}) &\leq \mathbb{E}\left[\mu \int_{|y| \leq \delta} \sup_{|s| \leq \delta} f''(W + s) K_W(y) dy\right] \\ &= \mathbb{E}\left[\mu \sup_{|s| \leq \delta} f''(W + s) \left(1 - \frac{\delta}{2} b(W)\right) 1(W \leq z + \Delta + \delta)\right] \\ &\leq \mathbb{E}\left[\mu (\beta - \nu) e^{(\beta-\nu)(W+\delta)} \left(1 - \frac{\delta}{2} b(W)\right) 1(W \leq z + \Delta + \delta)\right] \\ &= \mathbb{E}\left[\mu (\beta - \nu) e^{(\beta-\nu)(W+\delta)} \left(1 + \frac{\delta}{2} \beta\right) 1(\beta \leq W \leq z + \Delta + \delta)\right] \\ &\quad + \mathbb{E}\left[\mu (\beta - \nu) e^{(\beta-\nu)(W+\delta)} \left(1 + \frac{\delta}{2} W\right) 1(W < \beta)\right] \\ &\leq \mathbb{E}\left[\mu (\beta + C\delta) e^{(\beta-\nu)W} 1(\beta \leq W \leq z)\right] \\ &\quad + \mathbb{E}\left[\mu (\beta + C\delta) e^{(\beta-\nu)z} 1(z \leq W \leq z + \Delta + \delta)\right] + \mu C. \end{aligned}$$

Rearranging the LHS and RHS terms, we have

$$\begin{aligned} &\mathbb{E}[\beta e^{(\beta-\nu)z} 1(W > z + \Delta + \delta)] \\ &\leq C + C\delta \mathbb{E} e^{(\beta-\nu)W} 1(\beta \leq W \leq z + \Delta + \delta) + \beta e^{(\beta-\nu)z} \mathbb{P}(z \leq W \leq z + \Delta). \end{aligned}$$

Without loss of generality we assume  $z$  does not belong to the support of  $W$  and let  $\Delta \rightarrow 0$ , and observe that the last term above tends to 0. Therefore, we have

$$e^{\beta-\nu}\mathbb{P}(W > z + 2\delta) \leq C + C\delta Ee^{(\beta-\nu)W} \leq C$$

where we have used  $\Delta \leq \delta$  and (EC.41). This proves (EC.40). □

### EC.3. Proof of Lemma 1

In this section we prove Lemma 1. By the definition of the hospital model the change in customers  $\Delta = W' - W$  satisfies

$$\Delta = \delta(A - D),$$

where  $A$  is a mean  $\Lambda$  Poisson random variable, and conditioned on  $W = w = \delta(n - N)$ ,  $D \sim \text{Binomial}(n, \mu)$ ; see Dai and Shi (2017). To prove the lemma, we utilize the following Stein identities for a mean  $\lambda$  Poisson random variable  $X$  and a  $\text{Binomial}(n, \mu)$  random variable  $Y$ :

$$\mathbb{E}Xf(X) = \lambda\mathbb{E}f(X+1) \quad \text{for each } f: \mathbb{Z}_+ \rightarrow \mathbb{R} \text{ with } \mathbb{E}|Xf(X)| < \infty, \quad (\text{EC.42})$$

$$\mathbb{E}Yf(Y) = n\mu\mathbb{E}f(Y+1) - \mu\mathbb{E}\left[Y\left(f(Y+1) - f(Y)\right)\right] \quad \text{for each } f: \mathbb{Z}_+ \rightarrow \mathbb{R}. \quad (\text{EC.43})$$

See, for example, Stein (1986, Lectures VII and VIII).

*Proof of Lemma 1* We prove (41)–(45) in sequence. Let  $w = \delta(n - N)$ , and recall that  $\mu = \delta = 1/\sqrt{N}$  and  $\Lambda = \sqrt{N} - \beta$ . Then

$$\begin{aligned} \mathbb{E}(A - D|W = w) &= \Lambda - (n \wedge N)\mu = \Lambda - N\mu - \mu(n - N \wedge 0) \\ &= -\beta - (w \wedge 0) \\ &= w^- - \beta. \end{aligned} \quad (\text{EC.44})$$

For the remainder of the proof we adopt the convention that all expectations are conditioned on  $W = w$ . We now prove (42):

$$\begin{aligned}
\mathbb{E}\Delta^2 &= \delta^2 \left( \mathbb{E}[A(A-D)] - \mathbb{E}[D(A-D)] \right) \\
&= \delta^2 \left( \Lambda \mathbb{E}[(A-D+1)] - (n \wedge N) \mu \mathbb{E}[(A-D-1)] - \mu \mathbb{E}[D] \right) \\
&= \delta^2 \left( 2\Lambda + (\Lambda - (n \wedge N)\mu) \mathbb{E}[(A-D-1)] + \mu(w^- - \beta - \Lambda) \right) \\
&= \delta^2 \left( (2 - \mu)\Lambda + (w^- - \beta)^2 - (w^- - \beta) + \mu(w^- - \beta) \right). \tag{EC.45}
\end{aligned}$$

In the second equality we used both (EC.42) and (EC.43), and in the third equality we have used the fact that

$$\mathbb{E}(D) = \mathbb{E}(D - A) + \mathbb{E}(A) = -(w^- - \beta) + \Lambda.$$

Equation (42) follows from (EC.45), and we now prove (43):

$$\begin{aligned}
\mathbb{E}\Delta^3 &= \delta^3 \left( \mathbb{E}[A(A-D)^2] - \mathbb{E}[D(A-D)^2] \right) \\
&= \delta^3 \left( \Lambda \mathbb{E}[(A-D+1)^2] - (n \wedge N) \mu \mathbb{E}[(A-D-1)^2] \right. \\
&\quad \left. + \mu \mathbb{E}D[(A-D-1)^2 - (A-D)^2] \right) \\
&= \delta^3 \left( \Lambda \mathbb{E}[4(A-D)] + (\Lambda - (n \wedge N)\mu) \mathbb{E}[(A-D-1)^2] \right. \\
&\quad \left. + \mu \mathbb{E}D[-2(A-D) + 1] \right) \\
&= 4(w^- - \beta)\delta^3\Lambda + (w^- - \beta) \left( \delta \mathbb{E}\Delta^2 + \delta^3(-2(w^- - \beta) + 1) \right) \\
&\quad + \delta^2 \left( -2\mathbb{E}\Delta^2 - 2\delta^2\Lambda(1 + (w^- - \beta)) + \delta^2(-(w^- - \beta) + \Lambda) \right) \\
&= 4(w^- - \beta)\delta^2 + 2(w^- - \beta)\delta^2 + \delta^3\epsilon(w) \\
&= 6(w^- - \beta)\delta^2 + \delta^3\epsilon(w)
\end{aligned}$$

where in the 4th equality we have used the following fact

$$\begin{aligned}
\delta^2 \mathbb{E} D(A - D) &= -\delta^2 \mathbb{E}(A - D)^2 + \delta^2 \mathbb{E} A(A - D) \\
&= \mathbb{E} \Delta^2 + \delta^2 \Lambda \mathbb{E}(A - D + 1) \\
&= \mathbb{E} \Delta^2 + \delta^2 \Lambda (1 + (w^- - \beta)),
\end{aligned}$$

and the 5th equality follows from (39) and (42). We now prove (44):

$$\begin{aligned}
d(w) &= \delta^4 \left( \mathbb{E}[A(A - D)^3] - \mathbb{E}[D(A - D)^3] \right) \\
&= \delta^4 \left( \Lambda \mathbb{E}[(A - D + 1)^3] - (n \wedge N) \mu \mathbb{E}[(A - D - 1)^3] \right) \\
&\quad + \mu \mathbb{E}[D(A - D - 1)^3 - D(A - D)^3] \\
&= \delta^4 \left( \Lambda \mathbb{E}[(A - D + 1)^3 - (A - D - 1)^3] + (w^- - \beta) \mathbb{E}[(A - D - 1)^3] \right. \\
&\quad \left. + \mu \mathbb{E} D[(A - D - 1)^3 - (A - D)^3] \right) \\
&= \delta^4 \left( \Lambda \mathbb{E}[6(A - D)^2 + 2] + (w^- - \beta) \mathbb{E}[(A - D - 1)^3] \right. \\
&\quad \left. + \mu \mathbb{E} D[-3(A - D)^2 + 3(A - D) - 1] \right) \\
&= 6\Lambda \delta^2 \mathbb{E} \Delta^2 + 2\Lambda \delta^4 + \delta(w^- - \beta) \mathbb{E} \Delta^3 - 3\delta^2(w^- - \beta) \mathbb{E} \Delta^2 \\
&\quad + \delta^4(3(w^- - \beta)^2 - (w^- - \beta)) - 3\delta^5 \mathbb{E} D(A - D)^2 + 3\delta^5 \mathbb{E} D(A - D) - \delta^5 \mathbb{E} D \\
&= 12\delta^2 + \delta^3 \epsilon(w),
\end{aligned}$$

where in obtaining the last equality we have used the fact that

$$6\Lambda \delta^2 \mathbb{E} \Delta^2 = 12\delta^2 + \delta^3 \epsilon(w),$$

equality (43) and

$$\delta^3 \mathbb{E} D(A - D)^2 = -\delta^3 \mathbb{E}(A - D)^3 + \delta^3 \mathbb{E} A(A - D)^2$$



$$\begin{aligned}
&= -\mathbb{E}\Delta^3 + \delta^3 \Lambda \mathbb{E}(A - D + 1)^2 \\
&= -\mathbb{E}\Delta^3 + \Lambda(\delta \mathbb{E}\Delta^2 + \delta^3(1 + 2(w^- - \beta))) \\
&= 2\delta + \delta^2 \epsilon(w).
\end{aligned}$$

The proof of (45) is analogous to the proof of (44) and is omitted.  $\square$

#### EC.4. Proof of Lemma 2

We prove Lemma 2.

*Proof of Lemma 2* Since

$$\Delta = W' - W = \delta(D_\infty(e^{-\alpha Z} - 1) + X),$$

then

$$\mathbb{E}(\Delta^k | D_\infty = d) = \delta^k \sum_{i=0}^k \binom{k}{i} \mathbb{E}(X^i (e^{-\alpha Z} - 1)^{k-i}) d^{k-i}.$$

Using the independence of  $X$  and  $Z$ , and the fact that both are exponentially distributed with mean 1, we have that

$$\binom{k}{i} \mathbb{E}(X^i (e^{-\alpha Z} - 1)^{k-i}) = \frac{k!}{(k-i)!} \mathbb{E}(e^{-\alpha Z} - 1)^{k-i} = \frac{k!}{(k-i)!} \int_0^\infty (e^{-\alpha z} - 1)^{k-i} e^{-z} dz.$$

Using integration by parts,

$$\begin{aligned}
&\int_0^\infty (e^{-\alpha z} - 1)^{k-i} e^{-z} dz \\
&= (k-i)(-\alpha) \int_0^\infty (e^{-\alpha z} - 1)^{k-i-1} e^{-(1+\alpha)z} dz \\
&= (k-i)(k-i-1)(-\alpha)^2 \frac{1}{1+\alpha} \int_0^\infty (e^{-\alpha z} - 1)^{k-i-2} e^{-(1+2\alpha)z} dz \\
&\dots
\end{aligned}$$

$$\begin{aligned}
&= (k-i)!(-\alpha)^{k-i} \frac{1}{1+\alpha} \frac{1}{1+2\alpha} \cdots \frac{1}{1+(k-i-1)\alpha} \int_0^\infty e^{-(1+(k-i)\alpha)z} dz \\
&= (k-i)!(-\alpha)^{k-i} \frac{1}{1+\alpha} \frac{1}{1+2\alpha} \cdots \frac{1}{1+(k-i)\alpha}.
\end{aligned}$$

□

## Acknowledgments

We thank Zhuosong Zhang for proving Lemma 1 in Section 4. We thank Yige Hong and Zhuoyang Liu for producing some figures of this paper. Xiao Fang is partially supported by Hong Kong RGC grants 24301617, 14302418 and 14304917, a CUHK direct grant and a CUHK start-up grant. J. G. Dai is partially supported by NSF grant CMMI-1537795.

## References

- Barbour A (1986) Asymptotic expansions based on smooth functions in the central limit theorem. *Probability Theory and Related Fields* 72(2):289–303.
- Barbour AD (1988) Stein’s method and Poisson process convergence. *Journal of Applied Probability* 25:pp. 175–184, ISSN 00219002, URL <http://www.jstor.org/stable/3214155>.
- Blanchet J, Glynn P (2018) Approximations for the distribution of perpetuities with small discount rates. Technical report, Working paper, URL <https://web.stanford.edu/~glynn/papers/2018/BlanchetG18.html>.
- Bramson M (1998) Stability of two families of queueing networks and a discussion of fluid limits. *Queueing Systems* 28:7–31.
- Braverman A (2017) Stein’s method for steady-state diffusion approximations.
- Braverman A, Dai JG (2017) Stein’s method for steady-state diffusion approximations of  $M/Ph/n + M$  systems. *Ann. Appl. Probab.* 27(1):550–581, ISSN 1050-5164, URL <http://dx.doi.org/10.1214/16-AAP1211>.

- Braverman A, Dai JG, Feng J (2016) Stein's method for steady-state diffusion approximations: an introduction through the Erlang-A and Erlang-C models. *Stochastic Systems* 6:301–366, URL <http://www.i-journals.org/ssy/viewarticle.php?id=212&layout=abstract>.
- Budhiraja A, Lee C (2009) Stationary distribution convergence for generalized Jackson networks in heavy traffic. *Math. Oper. Res.* 34(1):45–56, ISSN 0364-765X, URL <http://dx.doi.org/10.1287/moor.1080.0353>.
- Chen LH, Fang X, Shao QM (2013a) Moderate deviations in poisson approximation: a first attempt. *Statistica Sinica* 1523–1540.
- Chen LH, Fang X, Shao QM, et al. (2013b) From stein identities to moderate deviations. *The Annals of Probability* 41(1):262–293.
- Chen LHY, Goldstein L, Shao QM (2011) *Normal approximation by Stein's method*. Probability and its Applications (New York) (Springer, Heidelberg), ISBN 978-3-642-15006-7, URL <http://dx.doi.org/10.1007/978-3-642-15007-4>.
- Cramér H (1938) Sur un nouveau théorème-limite de la théorie des probabilités. *Actualités Scientifiques et Industrielles* 736:5–23.
- Dai JG, Dieker A, Gao X (2014) Validity of heavy-traffic steady-state approximations in many-server queues with abandonment. *Queueing Systems* 78(1):1–29, ISSN 0257-0130, URL <http://dx.doi.org/10.1007/s11134-014-9394-x>.
- Dai JG, Shi P (2017) A two-time-scale approach to time-varying queues in hospital inpatient flow management. *Operations Research* 65(2):514–536, URL <http://dx.doi.org/10.1287/opre.2016.1566>.
- Ethier SN, Kurtz TG (1986) *Markov Processes: Characterization and Convergence* (New York: Wiley).

- Fang X, Luo L, Shao QM (2019) Skewness correction in tail probability approximations for sums of local statistics, URL <https://arxiv.org/abs/1904.02623>, preprint.
- Feng J, Shi P (2018) Steady-state diffusion approximations for discrete-time queue in hospital inpatient flow management. *Naval Research Logistics (NRL)* 65(1):26–65, URL <http://dx.doi.org/10.1002/nav.21787>.
- Gamarnik D, Stolyar AL (2012) Multiclass multiserver queueing system in the Halfin-Whitt heavy traffic regime: asymptotics of the stationary distribution. *Queueing Systems* 71(1-2):25–51, URL <http://dl.acm.org/citation.cfm?id=2339029>.
- Gamarnik D, Zeevi A (2006) Validity of heavy traffic steady-state approximation in generalized Jackson networks. *Ann. Appl. Probab.* 16(1):56–90, ISSN 1050-5164, URL <http://dx.doi.org/10.1214/105051605000000638>.
- Gans N, Koole G, Mandelbaum A (2003) Telephone call centers: Tutorial, review, and research prospects. *Manufacturing & Service Operations Management* 5(2):79–141, URL <http://dx.doi.org/10.1287/msom.5.2.79.16071>.
- Gast N, Bortolussi L, Tribastone M (2019) Size expansions of mean field approximation: Transient and steady-state analysis. *SIGMETRICS Perform. Eval. Rev.* 46(3):25–26, ISSN 0163-5999, URL <http://dx.doi.org/10.1145/3308897.3308909>.
- Gast N, Latella D, Massink M (2018) A refined mean field approximation of synchronous discrete-time population models. *Performance Evaluation* 1–27, URL <http://dx.doi.org/10.1016/j.peva.2018.05.002>.
- Gast N, Van Houdt B (2017) A Refined Mean Field Approximation. *Proceedings of the ACM on Measurement and Analysis of Computing Systems* 1(28), URL <http://dx.doi.org/10.1145/3152542>.

- Gurvich I (2014a) Diffusion models and steady-state approximations for exponentially ergodic Markovian queues. *The Annals of Applied Probability* 24(6):2527–2559, URL <http://dx.doi.org/10.1214/13-AAP984>.
- Gurvich I (2014b) Validity of heavy-traffic steady-state approximations in multiclass queueing networks: the case of queue-ratio disciplines. *Mathematics of Operations Research* 39(1):121–162, URL <http://dx.doi.org/10.1287/moor.2013.0593>.
- Gurvich I, Huang J, Mandelbaum A (2014) Excursion-based universal approximations for the Erlang-A queue in steady-state. *Mathematics of Operations Research* 39(2):325–373, URL <http://dx.doi.org/10.1287/moor.2013.0606>.
- Halfin S, Whitt W (1981) Heavy-traffic limits for queues with many exponential servers. *Oper. Res.* 29(3):567–588, ISSN 0030-364X.
- Harrison JM, Nguyen V (1993) Brownian models of multiclass queueing networks: Current status and open problems. *Queueing Systems: Theory and Applications* 13:5–40.
- Harrison JM, Williams RJ (1987) Brownian models of open queueing networks with homogeneous customer populations. *Stochastics* 22(2):77–115, ISSN 0090-9491, URL <http://dx.doi.org/10.1080/17442508708833469>.
- Henderson SG (1997) *Variance reduction via an approximating Markov process*. Ph.D. thesis, Department of Operations Research, Stanford University, <http://people.orie.cornell.edu/shane/pubs/thesis.pdf>.
- Katsuda T (2010) State-space collapse in stationarity and its application to a multiclass single-server queue in heavy traffic. *Queueing Syst.* 65(3):237–273, ISSN 0257-0130, URL <http://dx.doi.org/10.1007/s11134-010-9178-x>.

- Kingman JFC (1961) The single server queue in heavy traffic. *Mathematical Proceedings of the Cambridge Philosophical Society* 57:902–904, URL <http://dx.doi.org/10.1017/S0305004100036094>.
- Mandelbaum A, Massey WA, Reiman MI (1998) Strong approximations for Markovian service networks. *Queueing Systems* 30:149–201.
- Mandelbaum A, Zeltyn S (2009) Staffing many-server queues with impatient customers: constraint satisfaction in call centers. *Operations Research* 57(5):1189–1205, ISSN 0030-364X, URL <http://dx.doi.org/10.1287/opre.1080.0651>.
- Reiman MI (1984) Open queueing networks in heavy traffic. *Mathematics of Operations Research* 9:441–458, URL <http://dx.doi.org/10.1287/moor.9.3.441>.
- Rinott Y, Rotar V (2003) On edgeworth expansions for dependency-neighborhoods chain structures and stein’s method. *Probability theory and related fields* 126(4):528–570.
- Shao QM, Zhang M, Zhang ZS (2018) Cramér-type moderate deviation theorems for nonnormal approximation, URL <https://arxiv.org/abs/1809.07966>, preprint.
- Stein C (1972) A bound for the error in the normal approximation to the distribution of a sum of dependent random variables. *Proceedings of the Sixth Berkeley Symposium on Mathematical Statistics and Probability, Volume 2: Probability Theory*, 583–602 (Berkeley, Calif.: University of California Press), URL <http://projecteuclid.org/euclid.bsm/1200514239>.
- Tezcan T (2008) Optimal control of distributed parallel server systems under the Halfin and Whitt regime. *Mathematics of Operations Research* 33(1):51–90, URL <http://search.proquest.com/docview/212618995?accountid=10267>.
- Ward AR (2012) Asymptotic analysis of queueing systems with reneging: A survey of results for FIFO, single class models. *Surveys in Operations Research and Management Science* 17(1):1

- 14, ISSN 1876-7354, URL <http://dx.doi.org/http://dx.doi.org/10.1016/j.sorms.2011.08.002>.
- Ward AR, Glynn PW (2003) A diffusion approximation for a markovian queue with reneging. *Queueing Systems* 43(1):103–128, ISSN 1572-9443, URL <http://dx.doi.org/10.1023/A:1021804515162>.
- Williams RJ (1998) Diffusion approximations for open multiclass queueing networks: sufficient conditions involving state space collapse. *Queueing Systems* 30:27–88.
- Ye HQ, Yao DD (2016) Diffusion limit of fair resource control—stationarity and interchange of limits. *Mathematics of Operations Research* 41(4):1161–1207, URL <http://dx.doi.org/10.1287/moor.2015.0773>.
- Zhang J, Zwart B (2008) Steady state approximations of limited processor sharing queues in heavy traffic. *Queueing Systems: Theory and Applications* 60(3-4):227–246, ISSN 0257-0130, URL <http://dx.doi.org/10.1007/s11134-008-9095-4>.
- Zhang ZS (2019) Cramér-type moderate deviation of normal approximation for exchangeable pairs, URL <https://arxiv.org/abs/1901.09526>, preprint.