

Stability of supercurrents in a superfluid phase of spin-1 bosons in an optical lattice

Shion Yamashika¹, Ryosuke Yoshii², and Shunji Tsuchiya¹

¹*Department of Physics, Chuo University, 1-13-27 Kasuga, Tokyo 112-8551, Japan*

²*Center for Liberal Arts and Sciences, Sanyo-Onoda City University,
1-1-1 Daigaku-Dori, Sanyo-Onoda, Yamaguchi 756-0884, Japan*

(Dated: July 19, 2022)

We study collective modes and superfluidity of spin-1 bosons with antiferromagnetic interactions in an optical lattice based on the time-dependent Ginzburg-Landau (TDGL) equation derived from the spin-1 Bose-Hubbard model. Specifically, we examine the stability of supercurrents in the polar phase in the vicinity of the Mott insulating phase with even filling factors. Solving the linearized TDGL equation, we obtain gapless spin-nematic modes and gapful spin-wave modes in the polar phase that arise due to the breaking of S^2 symmetry in spin-space. Supercurrents exhibit dynamical instabilities induced by growing collective modes. In contrast to the second-order phase transition, the critical momentum of mass currents is finite at the phase boundary of the first-order superfluid-Mott insulator (SF-MI) phase transition. Furthermore, the critical momentum remains finite throughout the metastable SF phase and approaches zero towards the phase boundary, at which the metastable SF state disappears. We also study the stability of spin currents motivated by recent experiments for spinor gases. The critical momentum of spin currents is found to be zero, where a spin-nematic mode causes the dynamical instability. We investigate the origin of the zero critical momentum of spin currents and find it attributed to the fact that the polar state becomes energetically unstable even in the presence of an infinitesimal spin current. We discuss implications of the zero critical momentum of spin currents for the stability of the polar state.

I. INTRODUCTION

Ultracold atoms in an optical lattice have opened a versatile research field that lies at the interface of condensed matter physics, statistical physics, and atomic, molecular, and optical physics [1, 2]. Spinor bosons in an optical lattice provide with an ideal platform for studying quantum magnetism, quantum phase transitions, and non-equilibrium quantum dynamics [3–9]. In particular, the superfluid-Mott insulator (SF-MI) phase transition of spin-1 bosons in an optical lattice has attracted much attention. The rich structure of the phase diagram that arises from the interplay between strong correlations and spin degrees of freedom has been a main focus of intense theoretical studies. It exhibits many interesting features including the parity effect of the MI phase [10–13], the first-order SF-MI transition [14–17], and the spin-nematic order in the MI phase [12, 18–26]. On the other hand, recent progress of experimental studies have made possible to observe the signature of the first-order phase transition [27] and quantum critical dynamics [28] in this system.

One of the remarkable features of bosonic superfluids in an optical lattice is dynamical instabilities of supercurrents [29–39]. In fact, this phenomenon is considered to be deeply related with the SF-MI phase transition. It has been predicted for spineless bosons that the critical superfluid velocity approaches zero at the second-order SF-MI phase transition reflecting the diverging healing length [38, 39] and later it was experimentally confirmed [33]. Given the rich physics associated with the SF-MI phase transition and the recent experimental progress, therefore, it is of particular interest to investigate dynamical instabilities of spin-1 bosons in an optical lat-

tice. Recently, the critical momentum of mass currents and the stability phase diagram have been calculated numerically using the dynamical Gutzwiller approximation [40]. The critical momentum in the vicinity of the first-order SF-MI phase transition, however, has not been fully investigated. Meanwhile, critical dynamics of spin currents has been observed in an antiferromagnetic spin-1 Bose-Einstein condensate [41]. In this experiment, spin currents were induced by counter flow of two spin components. This experiment inspires us to investigate the stability of spin currents in an optical lattice.

In this paper, we study spin-1 bosons with antiferromagnetic interactions in an optical lattice. Specifically, we examine the stability of supercurrents in the polar phase in the vicinity of the MI phase with even filling factors based on the time-dependent Ginzburg-Landau (TDGL) equation, which we derive from the spin-1 Bose-Hubbard model. Our focus is on the superfluidity in the vicinity of the first-order phase transition. We calculate the critical momentum of mass currents and find that it has a finite value not only at the first-order SF-MI phase boundary, but throughout the metastable SF phase, in contrast to the second-order case. We also study the stability of spin currents motivated by the recent experiments for spinor gases [41]. The critical momentum of spin currents is found to be zero. We clarify the origin of the instability of spin currents and briefly discuss about its implications for the stability of the polar phase.

The organization of this paper is as follows: In Sec. II, we introduce the spin-1 Bose-Hubbard model and calculate the metastable phase diagram within the perturbative mean-field theory. In Sec. III, we study collective modes in the SF phase using the TDGL equation. In Sec. IV, we study the stability of supercurrents and calculate the critical momenta of mass and spin currents.

In Sec. V, we investigate the origin of the instability of spin currents and discuss the stability of the polar phase. Finally, we summarize our results in Sec. VI. Details of the calculations in the perturbative mean-field theory are given in Appendix A and B. The derivations of the TDGL equation and the conservation laws are given in Appendix C and D, respectively. We set $\hbar = k_B = 1$ throughout this paper.

II. SPIN-1 BOSE-HUBBARD MODEL AND SF-MI PHASE TRANSITION

We consider spin-1 bosons trapped in a d -dimensional cubic optical lattice at zero temperature. In this paper, we neglect effect of a harmonic trapping potential for simplicity. If the lattice potential is sufficiently deep, the system is well described by the spin-1 Bose-Hubbard model [11, 19]:

$$\hat{H} = -t \sum_{\langle i,j \rangle, \alpha} (\hat{b}_{i\alpha}^\dagger \hat{b}_{j\alpha} + \text{h.c.}) - \mu \sum_i \hat{n}_i + \frac{U_0}{2} \sum_i \hat{n}_i (\hat{n}_i - 1) + \frac{U_2}{2} \sum_i (\hat{S}_i^2 - 2\hat{n}_i), \quad (1)$$

where $\hat{b}_{i\alpha}$ ($\hat{b}_{i\alpha}^\dagger$) is the annihilation (creation) operator for an atom in the hyperfine state $|F = 1, m = \alpha\rangle$ ($\alpha = 1, 0, -1$) at site i . Here, $\langle i, j \rangle$ denotes a summation over nearest-neighbor sites, t the hopping matrix element, μ the chemical potential, and U_0 and U_2 the on-site spin-independent and spin-dependent interactions, respectively. In this paper, we assume $U_2 > 0$, i.e., an antiferromagnetic interaction. U_2/U_0 is fixed for each atomic species. For example, $U_2/U_0 = 0.04$ for ^{23}Na [11]. In this paper, we set U_2/U_0 optimal values for validity of the theory. The operators $\hat{n}_i = \sum_\alpha \hat{b}_{i\alpha}^\dagger \hat{b}_{i\alpha}$, and $\hat{S}_i = \sum_{\alpha, \beta} \hat{b}_{i\alpha}^\dagger \mathbf{F}_{\alpha\beta} \hat{b}_{i\beta}$ represent the number of particles and the spin at site i , respectively. Here, \mathbf{F} denotes the spin-1 matrices

$$F_x = \frac{1}{\sqrt{2}} \begin{bmatrix} 0 & 1 & 0 \\ 1 & 0 & 1 \\ 0 & 1 & 0 \end{bmatrix}, \quad F_y = \frac{i}{\sqrt{2}} \begin{bmatrix} 0 & -1 & 0 \\ 1 & 0 & -1 \\ 0 & 1 & 0 \end{bmatrix}, \\ F_z = \begin{bmatrix} 1 & 0 & 0 \\ 0 & 0 & 0 \\ 0 & 0 & -1 \end{bmatrix}. \quad (2)$$

In the following subsections, we briefly review the perturbative mean-field theory developed in Ref. [11] and then extend it to describe the first-order SF-MI phase transition as well as the metastable SF and MI phases.

A. Mott insulating phase

We first study the MI state in the limit of $t = 0$, where the Hamiltonian (1) can be written as

$$\hat{H} = \sum_i \hat{H}_i^0, \quad (3)$$

$$\hat{H}_i^0 = -\mu \hat{n}_i + \frac{U_0}{2} \hat{n}_i (\hat{n}_i - 1) + \frac{U_2}{2} (\hat{S}_i^2 - 2\hat{n}_i). \quad (4)$$

Note that \hat{S}_i^2 , \hat{S}_{iz} and \hat{n}_i commute with each other. The simultaneous eigenstates for these operators $|S_i, m_i, n_i\rangle$ ($-S_i \leq m_i \leq S_i$) satisfy

$$\hat{S}_i^2 |S_i, m_i, n_i\rangle = S_i(S_i + 1) |S_i, m_i, n_i\rangle, \quad (5)$$

$$\hat{S}_{iz} |S_i, m_i, n_i\rangle = m_i |S_i, m_i, n_i\rangle, \quad (6)$$

$$\hat{n}_i |S_i, m_i, n_i\rangle = n_i |S_i, m_i, n_i\rangle. \quad (7)$$

$|S_i, m_i, n_i\rangle$ is thus an energy eigenstate of \hat{H}_i^0 :

$$\hat{H}_i^0 |S_i, m_i, n_i\rangle = E^0(S_i, n_i) |S_i, m_i, n_i\rangle, \quad (8)$$

where the energy eigenvalue $E^0(S_i, n_i)$ is given by

$$E^0(S_i, n_i) = -\mu n_i + \frac{U_0}{2} n_i (n_i - 1) + \frac{U_2}{2} [S_i(S_i + 1) - 2n_i]. \quad (9)$$

S_i takes the minimum value in the ground state due to $U_2 > 0$.

Since the orbital part of the wave function in a single lattice site is symmetric under permutation of any two atoms, the spin part has to be also symmetric under permutation of atoms due to Bose statistics. As a result, S_i is even ($S_i = 0, 2, 4, \dots, n_i$) for even n_i , while S_i is odd ($S_i = 1, 3, 5, \dots, n_i$) for odd n_i [42]. The ground state of the single-site Hamiltonian (4) is thus $|0, 0, n_i\rangle$ for even filling factors, while it is $|1, m_i, n_i\rangle$ ($m_i = 1, 0, -1$) for odd filling factors that is triply degenerate. For even filling factors, the ground state $|0, 0, n_i\rangle$ is a spin-singlet insulator, in which all atoms form spin-singlet pairs [11] as

$$|0, 0, n_i\rangle = \frac{1}{\sqrt{f(\frac{n_i}{2}; 0)}} (\hat{\Theta}_i^\dagger)^{\frac{n_i}{2}} |\text{vac}\rangle, \quad (10)$$

where $\hat{\Theta}_i^\dagger = (\hat{b}_{i0}^\dagger)^2 - 2\hat{b}_{i1}^\dagger \hat{b}_{i-1}^\dagger$ is the creation operator of a spin-singlet pair. The normalization factor is given by [43]

$$f(Q; S) = S! Q! 2^Q \frac{(2Q + 2S + 1)!!}{(2S + 1)!!}. \quad (11)$$

For odd filling factors, there remains a single atom that cannot form a spin-singlet pair in the ground state as

$$|1, m_i, n_i\rangle = \frac{1}{\sqrt{f(\frac{n_i-1}{2}; 1)}} \hat{b}_{i, m_i}^\dagger (\hat{\Theta}_i^\dagger)^{\frac{n_i-1}{2}} |\text{vac}\rangle. \quad (12)$$

B. Perturbative mean-field theory

We employ the perturbative mean-field theory to study the SF-MI phase transition [11]. We introduce the superfluid order parameter $\psi_\alpha \equiv \langle \hat{b}_{i\alpha} \rangle \equiv \sqrt{n_c} \zeta_\alpha$, where $n_c = \sum_{\alpha=\pm 1,0} |\psi_\alpha|^2$ is the number of condensate atoms per site and ζ_α is the normalized spinor: $\sum_{\alpha=\pm 1,0} \zeta_\alpha^* \zeta_\alpha = 1$. Linearizing the hopping term with respect to fluctuation $\delta \hat{b}_{i\alpha} = \hat{b}_{i\alpha} - \psi_\alpha$, we obtain

$$-t \sum_{\langle i,j \rangle, \alpha} (\hat{b}_{i\alpha}^\dagger \hat{b}_{j\alpha} + \text{h.c.}) \\ \sim -zt \sum_{i,\alpha} [(\psi_\alpha^* \hat{b}_{i\alpha} + \psi_\alpha \hat{b}_{i\alpha}^\dagger)] + zt N_s \sum_{\alpha} \psi_\alpha^* \psi_\alpha, \quad (13)$$

where $z = 2d$ denotes the number of nearest-neighbor sites and N_s the total number of lattice sites. The Hamiltonian (1) thus reduces to

$$\hat{H} = \sum_i \hat{H}_i^{\text{mf}}, \quad (14)$$

$$\hat{H}_i^{\text{mf}} = \hat{H}_i^0 + \hat{V}_i + zt \sum_{\alpha} \psi_\alpha^* \psi_\alpha, \quad (15)$$

$$\hat{V}_i = -zt \sum_{\alpha} (\psi_\alpha \hat{b}_{i\alpha}^\dagger + \psi_\alpha^* \hat{b}_{i\alpha}). \quad (16)$$

Here, \hat{V}_i describes transfer of atoms between the i -th site and the condensate ψ_α . We treat \hat{V}_i as a perturbation assuming small t . We omit the site index in the rest of this section.

We focus on the MI phase with even filling factors and the SF phase around it in this paper. In this case, since the MI phase has a unique ground state (10), the standard perturbative mean-field theory is applicable. For odd filling factors, extensions are required for the degenerate ground state (12).

To describe the first-order SF-MI phase transition predicted in Ref. [14], it is necessary to expand the ground state energy up to sixth-order. Applying the standard perturbation theory, the ground state energy per site can be calculated as

$$E = E^0(0, n) + C_2 n_c + C_4 n_c^2 + C_4' n_c^2 \langle \mathbf{F} \rangle^2 \\ + C_6 n_c^3 + C_6' n_c^3 \langle \mathbf{F} \rangle^2, \quad (17)$$

where $\vec{\zeta} = (\zeta_1, \zeta_0, \zeta_{-1})^T$ and $\langle \mathbf{F} \rangle = \sum_{\alpha,\beta} \zeta_\alpha^* \mathbf{F}_{\alpha\beta} \zeta_\beta$. The details of the calculations and the explicit forms of C_2 , C_4 , C_4' , C_6 , and C_6' are given in Appendix B. The fourth-order term with $C_4' > 0$ lifts the degeneracy in spin-space and the polar state is realized in the SF phase [11]: $\langle \mathbf{F} \rangle^2$ takes its minimum in the ground state, i.e., $\langle \mathbf{F} \rangle = \mathbf{0}$.

Since all spinors are related to each other by gauge transformation $e^{i\theta}$ and spin rotations $R(\alpha, \beta, \gamma) = e^{-i\alpha F_z} e^{-i\beta F_y} e^{-i\gamma F_z}$, where (α, β, γ) are the Euler angles, the general form of the order parameter for the polar

state is given as [44]

$$\vec{\zeta} = e^{i\theta} R(\alpha, \beta, \gamma) \begin{bmatrix} 0 \\ 1 \\ 0 \end{bmatrix} = e^{i\theta} \begin{bmatrix} -\frac{e^{-i\alpha}}{\sqrt{2}} \sin \beta \\ \cos \beta \\ \frac{e^{i\alpha}}{\sqrt{2}} \sin \beta \end{bmatrix}. \quad (18)$$

Since $\vec{\zeta}$ in Eq. (18) is invariant under shift of γ as well as the discrete transformation $(\beta, \theta) \rightarrow (\beta + \pi, \theta + \pi)$, the polar state has the symmetry characterized by the isotropy group $H = \text{U}(1)_\gamma \otimes (\mathbf{Z}_2)_{\beta,\theta}$ [8]. The symmetry of the spin-singlet state in Eq. (10) is characterized by the isotropy group $G = \text{U}(1)_\theta \otimes \text{SO}(3)_{\alpha,\beta,\gamma}$. The order parameter manifold for the polar state is thus given by [45]

$$M = G/H = \frac{\text{U}(1)_\theta \otimes \text{SO}(3)_{\alpha,\beta,\gamma}}{\text{U}(1)_\gamma \otimes (\mathbf{Z}_2)_{\beta,\theta}} \\ = \frac{\text{U}(1)_\theta \otimes S_{\alpha,\beta}^2}{(\mathbf{Z}_2)_{\beta,\theta}}. \quad (19)$$

It is convenient to introduce the d -vector defined as [46]

$$\mathbf{d} = \begin{bmatrix} d_x \\ d_y \\ d_z \end{bmatrix} = \begin{bmatrix} \frac{1}{\sqrt{2}}(-\psi_1 + \psi_{-1}) \\ \frac{1}{\sqrt{2}i}(\psi_1 + \psi_{-1}) \\ \psi_0 \end{bmatrix}. \quad (20)$$

Note that the d -vector transforms as a vector under rotations in spin-space. From Eq. (18), the polar state is characterized by the d -vector

$$\mathbf{d} = \sqrt{n_c} e^{i\theta} \begin{bmatrix} \sin \beta \cos \alpha \\ \sin \beta \sin \alpha \\ \cos \beta \end{bmatrix}, \quad (21)$$

where α and β , respectively, represent the polar and azimuthal angles that parameterize the surface of the unit sphere S^2 . Due to the invariance of $\vec{\zeta}$ under $(\beta, \theta) \rightarrow (\beta + \pi, \theta + \pi)$, \mathbf{d} specifies a preferred axis, not a preferred direction along that axis.

C. Second-order SF-MI phase transition

In the case of the second-order SF-MI phase transition, where $U_2/U_0 > 0.32$ [14], it is enough to expand the ground state energy up to fourth-order as

$$E = E^0(0, n) + C_2 n_c + C_4 n_c^2. \quad (22)$$

Note that we have assumed the polar state and set $\langle \mathbf{F} \rangle = \mathbf{0}$ in Eq. (22). The right hand side of Eq. (22) is plotted as a function of $\sqrt{n_c}$ in Fig. 1 (b). From the standard Landau theory for second-order phase transitions [47], the phase boundary between the MI and SF phases is determined by the condition $C_2 = 0$. Figure 1 (a) shows the resulting phase diagram [11].

The ground state energy can be calculated by numerically diagonalizing Eq. (15), as shown in Fig. 1 (b). The

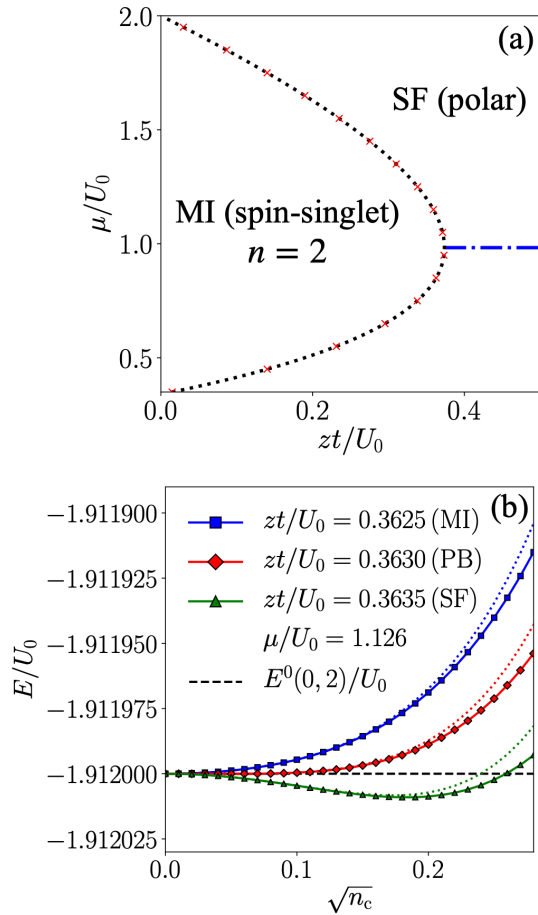


FIG. 1. (Color online) (a) Phase diagram of the second-order SF-MI phase transition. We set $U_2/U_0 = 0.33$. The dotted line represents the phase boundary between the spin-singlet insulator with $n = 2$ and the polar state determined by the perturbative mean-field theory. The red crosses represent the phase boundary obtained by numerically diagonalizing Eq. (15). The blue dash-dotted line indicates the particle-hole symmetry line determined by $K = 0$ (see Appendix D). (b) Ground state energy as a function of $\sqrt{n_c}$ in the MI phase (squares), the SF phase (triangles), and at the phase boundary (PB) (diamonds). The solid lines plot Eq. (22). The dotted lines are obtained by diagonalizing Eq. (15).

phase boundary can be determined by n_c that minimizes the numerically calculated ground state energy. It precisely agrees with that of the perturbative mean-field theory, as shown in Fig. 1 (a).

D. First-order SF-MI phase transition

It has been found that the SF-MI phase transition is of first-order in the vicinity of the tip of the Mott lobe (see Fig. 2) when $U_2/U_0 < 0.32$ [14]. The metastable SF and MI phases appear inside the MI and SF regions, respectively, in the phase diagram [17]. We need in this

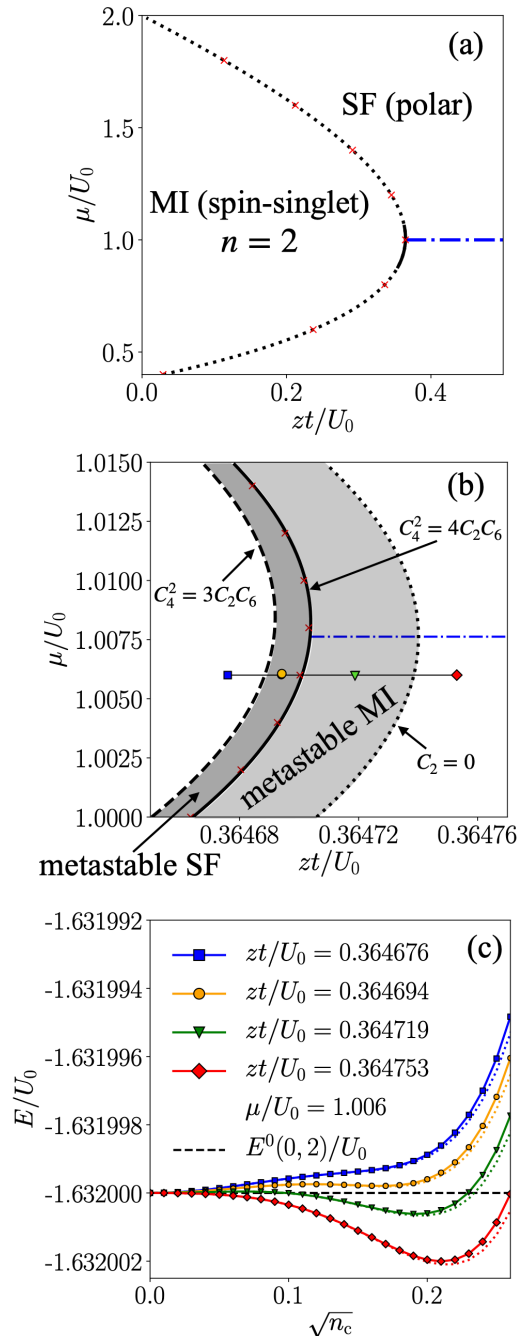


FIG. 2. (Color online) (a) Phase diagram of the first-order SF-MI phase transition. We set $U_2/U_0 = 0.31$. The dotted line represents the phase boundary between the spin-singlet insulator with $n = 2$ and the polar state determined by the perturbative mean-field theory. The red crosses represent the phase boundary obtained by numerically diagonalizing Eq. (15). The blue dash-dotted line indicates the particle-hole symmetry line determined by $K = 0$ (see Appendix D). The solid black line indicates the phase boundary of the first-order phase transition. (b) Magnification of the tip of the Mott lobe in (a). The solid line is the phase boundary. The metastable SF (MI) state exists in the thick (thin) gray region, in which the condition $3C_2C_6 < C_4^2 < 4C_2C_6$ ($0 < 4C_2C_6 < C_4^2$) is satisfied. (c) Ground state energy as a function of $\sqrt{n_c}$. The solid lines plot Eq. (23). The dotted lines are calculated by diagonalizing Eq. (15). zt/U_0 and μ/U_0 for each line are set to the values for the same symbols in (b).

case the ground state energy expanded up to sixth-order

$$E = E^0(0, n) + C_2 n_c + C_4 n_c^2 + C_6 n_c^3. \quad (23)$$

Note that C_4 is negative on the first-order part of the phase boundary. The right hand side of Eq. (23) is plotted as a function of $\sqrt{n_c}$ in Fig. 2 (c).

In the SF phase, the equation for n_c

$$C_2 n_c + C_4 n_c^2 + C_6 n_c^3 = 0, \quad (24)$$

has a positive solution as shown in Fig. 2 (c) (see the curves with green inverted triangles and red diamonds). The ground state is thus in the SF phase if $C_4^2 - 4C_2C_6 > 0$. In the MI phase, i.e., $C_4^2 - 4C_2C_6 < 0$, Eq. (24) has a single solution $n_c = 0$ (see the curves with orange circles and blue squares in Fig. 2(c)). The phase boundary is, therefore, determined by the condition $C_4^2 - 4C_2C_6 = 0$.

If $C_2 > 0$ in the SF phase, since the ground state energy has a local minimum at $\sqrt{n_c} = 0$, the metastable MI state appears. On the other hand, the ground state energy has a local minimum at $\sqrt{n_c} > 0$ in the MI phase, if the metastable SF state exists. From the condition for a local minimum $\partial E / \partial \sqrt{n_c} = 0$, we obtain

$$n_c = 0, \frac{-C_4 \pm \sqrt{C_4^2 - 3C_2C_6}}{3C_6}. \quad (25)$$

The positive solution ($n_c > 0$) in Eq. (25) corresponds to the metastable SF state. The metastable SF state thus appears if $C_4^2 - 3C_2C_6 > 0$. Consequently, the conditions for the existence of the metastable SF and MI states are given as $3C_2C_6 < C_4^2 < 4C_2C_6$ and $0 < 4C_2C_6 < C_4^2$, respectively. Figures 2(a) and 2(b) show the regions of the metastable SF and MI phases in the phase diagram when $U_2/U_0 = 0.31$. The phase boundary obtained by diagonalizing Eq. (15) agrees well with that of the perturbative mean-field theory, as shown in Fig. 2(a), as far as $U_2/U_0 \lesssim 0.32$. If $0 < U_2/U_0 \ll 0.32$, since the SF order parameter is large even in the vicinity of the phase boundary, the perturbative expansion of the ground state energy by the SF order parameter breaks down. The correct phase boundary is obtained by diagonalizing Eq. (15) [17].

III. COLLECTIVE MODES

We study collective modes in the SF phase based on the TDGL equation

$$\begin{aligned} iK \partial_t \Psi_\alpha - J \partial_t^2 \Psi_\alpha = & -\frac{\nabla^2}{2m^*} \Psi_\alpha + C_2 \Psi_\alpha + 2c_4 (\Psi^\dagger \Psi) \Psi_\alpha \\ & + 2c'_4 \langle \langle \mathbf{F} \rangle \rangle \cdot \sum_\beta F_{\alpha\beta} \Psi_\beta \\ & + 3c_6 (\Psi^\dagger \Psi)^2 \Psi_\alpha + c'_6 \langle \langle \mathbf{F} \rangle \rangle^2 \Psi_\beta \\ & + 2c'_6 (\Psi^\dagger \Psi) \langle \langle \mathbf{F} \rangle \rangle \cdot \sum_\beta F_{\alpha\beta} \Psi_\beta, \end{aligned} \quad (26)$$

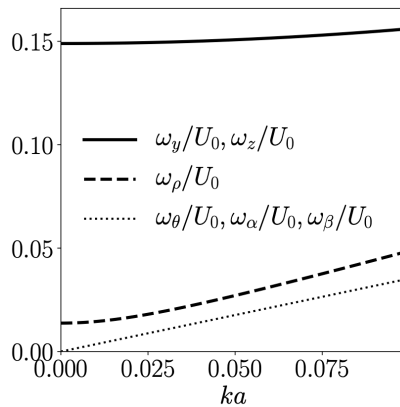


FIG. 3. (a) Dispersion relations for the collective modes in Eqs. (33), (34), and (35). We set $U_2/U_0 = 0.33$, $zt/U_0 = 0.3834$, and $\mu/U_0 = 0.9831$.

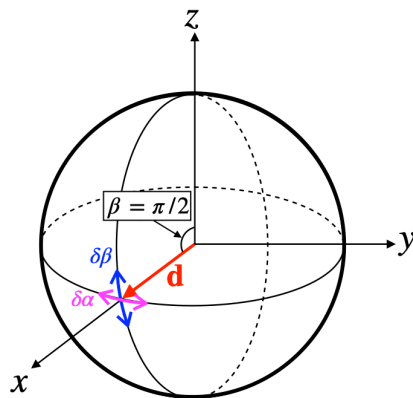


FIG. 4. (Color online) Schematic representation of the spinematic modes ω_α and ω_β in Eqs. (38) and (39). ω_α (ω_β) indicates fluctuation of α (β).

where $\Psi = (\Psi_1, \Psi_0, \Psi_{-1})^T$ denotes the SF order parameter. (The derivation of the TDGL equation is summarized in Appendix C). Neglecting the sixth-order terms, we first examine the basic characters of collective modes within the fourth-order TDGL equation. We assume a commensurate filling and set $K = 0$ for simplicity (see Eq. (D9) in Appendix D).

We set $(\alpha, \beta, \theta) = (0, \pi/2, 0)$ for the static order parameter

$$\Psi^0 = \sqrt{\frac{\rho}{2}} \begin{bmatrix} -1 \\ 0 \\ 1 \end{bmatrix}, \quad (27)$$

where $\rho = (\Psi^0)^\dagger \Psi^0 = -C_2/2c_4$ is the SF density. The d -vector for Eq. (27) $\mathbf{d} = \sqrt{\rho}(1, 0, 0)^T$ is shown in Fig. 4. We introduce fluctuation of the order parameter around

the static solution Ψ^0 as

$$\begin{aligned} \Psi &= \sqrt{\rho + \delta\rho} e^{i\delta\theta} R(\delta\alpha, \pi/2 + \delta\beta, \delta\gamma) \begin{bmatrix} 0 \\ 1 \\ 0 \end{bmatrix}, \\ &\sim \Psi^0 + \delta\Psi, \end{aligned} \quad (28)$$

where

$$\delta\Psi = \begin{bmatrix} \delta\Psi_1 \\ \delta\Psi_0 \\ \delta\Psi_{-1} \end{bmatrix} = \sqrt{\rho} \begin{bmatrix} -\frac{1}{\sqrt{2}} \left(\frac{\delta\rho}{2\rho} + i\delta\theta - i\delta\alpha \right) \\ -\delta\beta \\ \frac{1}{\sqrt{2}} \left(\frac{\delta\rho}{2\rho} + i\delta\theta + i\delta\alpha \right) \end{bmatrix}. \quad (29)$$

The d -vector that corresponds to Eq. (28) is given by

$$\mathbf{d} = \sqrt{\rho} \begin{bmatrix} 1 \\ 0 \\ 0 \end{bmatrix} + \sqrt{\rho} \begin{bmatrix} \frac{\delta\rho}{2\rho} + i\delta\theta \\ \delta\alpha \\ -\delta\beta \end{bmatrix}. \quad (30)$$

Linearizing the fourth-order TDGL equation by fluctuation $\delta\Psi$ and Fourier transforming by $\delta\Psi_\mu = \sum_{\mathbf{k}, \omega} e^{i(\mathbf{k}\cdot\mathbf{r} - \omega t)} \delta\Phi_\mu(\mathbf{k}, \omega)$ ($\mu = 0, \pm 1$), we obtain

$$\begin{bmatrix} \varepsilon_k + c_{+\rho} & c_{+\rho} & c_{-\rho} & c_{-\rho} \\ c_{+\rho} & \varepsilon_k + c_{+\rho} & c_{-\rho} & c_{-\rho} \\ c_{-\rho} & c_{-\rho} & \varepsilon_k + c_{+\rho} & c_{+\rho} \\ c_{-\rho} & c_{-\rho} & c_{+\rho} & \varepsilon_k + c_{+\rho} \end{bmatrix} \begin{bmatrix} \delta\Phi_1 \\ \delta\Phi_1^* \\ \delta\Phi_{-1} \\ \delta\Phi_{-1}^* \end{bmatrix} = J\omega^2 \begin{bmatrix} \delta\Phi_1 \\ \delta\Phi_1^* \\ \delta\Phi_{-1} \\ \delta\Phi_{-1}^* \end{bmatrix}, \quad (31)$$

$$\begin{bmatrix} \varepsilon_k + 2c'_4\rho & -2c'_4\rho \\ -2c'_4\rho & \varepsilon_k + 2c'_4\rho \end{bmatrix} \begin{bmatrix} \delta\Phi_0 \\ \delta\Phi_0^* \end{bmatrix} = J\omega^2 \begin{bmatrix} \delta\Phi_0 \\ \delta\Phi_0^* \end{bmatrix}, \quad (32)$$

where $\varepsilon_k \equiv \frac{\mathbf{k}^2}{2m^*}$ and $c_\pm \equiv c_4 \pm c'_4$. Solving Eqs. (31) and (32), we obtain the three degenerate gapless modes with the same dispersion

$$\omega_\theta(\mathbf{k}) = \omega_\alpha(\mathbf{k}) = \omega_\beta(\mathbf{k}) = \sqrt{\varepsilon_k/J}. \quad (33)$$

In addition, we obtain the three gapful modes that have the dispersions

$$\omega_\rho(\mathbf{k}) = \sqrt{[\varepsilon_k + 4c_4\rho]/J}, \quad (34)$$

$$\omega_y(\mathbf{k}) = \omega_z(\mathbf{k}) = \sqrt{[\varepsilon_k + 4c'_4\rho]/J}. \quad (35)$$

Figure 3 shows the dispersions in Eqs. (33), (34), and (35). The amplitudes of the normal modes for ω_θ and ω_ρ are given, respectively, as

$$\delta\Phi_1 - \delta\Phi_1^* - \delta\Phi_{-1} + \delta\Phi_{-1}^* \propto \delta\theta, \quad (36)$$

$$\delta\Phi_1 + \delta\Phi_1^* - \delta\Phi_{-1} - \delta\Phi_{-1}^* \propto \delta\rho. \quad (37)$$

They represent the phase and amplitude modes that arise due to the spontaneous breaking of $U(1)_\theta$ in Eq. (19) [48].

The amplitudes of the normal modes for $\omega_\alpha(\mathbf{k})$, $\omega_\beta(\mathbf{k})$, $\omega_y(\mathbf{k})$, and $\omega_z(\mathbf{k})$ are given, respectively, as

$$\delta\Phi_1 - \delta\Phi_1^* + \delta\Phi_{-1} - \delta\Phi_{-1}^* \propto \delta\langle\langle Q_{xy} \rangle\rangle \propto \delta\alpha, \quad (38)$$

$$\delta\Phi_0 + \delta\Phi_0^* \propto \delta\langle\langle Q_{zx} \rangle\rangle \propto \delta\beta, \quad (39)$$

$$\delta\Phi_0 - \delta\Phi_0^* \propto \delta\langle\langle F_y \rangle\rangle, \quad (40)$$

$$\delta\Phi_1 + \delta\Phi_1^* + \delta\Phi_{-1} + \delta\Phi_{-1}^* \propto \delta\langle\langle F_z \rangle\rangle. \quad (41)$$

Here, we introduce the nematic tensor [49]

$$Q_{\mu\nu} \equiv \frac{1}{2}(F_\mu F_\nu + F_\nu F_\mu) - \delta_{\mu\nu} \frac{\mathbf{F}^2}{3}. \quad (42)$$

$Q_{\mu\nu}$ characterizes the spin-nematic order [50]. ω_y and ω_z represent spin-wave modes associated with fluctuations of magnetization, while ω_α and ω_β represent spin-nematic modes associated with fluctuations of the nematic tensor [51]. They induce fluctuations of the polar and azimuthal angles of the d -vector α and β , as shown in Fig. 4. The spin-nematic modes ω_α and ω_β arise due to the spontaneous breaking of $S^2_{\alpha,\beta}$ in Eq. (19).

In the case of the first-order phase transition, dynamics of the SF order parameter is governed by the sixth-order TDGL equation (26). In the same manner as the fourth-order TDGL equation, the dispersions of the collective modes can be derived as

$$\omega_\rho(\mathbf{k}) = \sqrt{[\varepsilon_k + 4(c_4 + 3c_6\rho')\rho']/J}, \quad (43)$$

$$\omega_y(\mathbf{k}) = \omega_z(\mathbf{k}) = \sqrt{[\varepsilon_k + 4(c'_4 + c'_6\rho')\rho']/J}, \quad (44)$$

$$\omega_\theta(\mathbf{k}) = \omega_\alpha(\mathbf{k}) = \omega_\beta(\mathbf{k}) = \sqrt{\varepsilon_k/J}, \quad (45)$$

where the superfluid density is given by

$$\rho' = \frac{-c_4 + \sqrt{c_4^2 - 3C_2c_6}}{3c_6}. \quad (46)$$

Figures 5 (a) and (b) plot the energy gap of the gapful modes $\Delta_\rho = \omega_\rho(0)$ and $\Delta_y = \omega_y(0) = \omega_z(0)$ as functions of U_0 near the phase boundary. Δ_ρ and Δ_y vanish at the second-order phase boundary, whereas they are finite at the first-order phase boundary. The finite energy gap at the phase boundary reflects the existence of the metastable SF phase. Δ_ρ vanishes at $U_0 = U'_{0c}$ simultaneously with the disappearance of the metastable SF state.

$$\begin{aligned}\omega_{\alpha,z}(\mathbf{k}, \mathbf{p}) &= \omega_{\beta,y}(\mathbf{k}, \mathbf{p}) \\ &= \sqrt{\left[\varepsilon_k + 2c'_4\bar{\rho} - \sqrt{(2c'_4\bar{\rho})^2 + \left(\frac{\mathbf{p} \cdot \mathbf{k}}{m^*}\right)^2} \right] / J}.\end{aligned}\quad (57)$$

The amplitudes of the normal modes for $\omega_{\theta,\rho}$, $\omega_{\alpha,z}$, and $\omega_{\beta,y}$ are given, respectively, as

$$L_{\theta,\rho} \frac{\delta\rho}{\bar{\rho}} + L_{\theta,\theta} \delta\theta, \quad (58)$$

$$L_{\alpha,z} \frac{\delta\langle\langle F_z \rangle\rangle}{\bar{\rho}} + L_{\alpha,\alpha} \frac{\delta\langle\langle Q_{xy} \rangle\rangle}{\bar{\rho}}, \quad (59)$$

$$L_{\beta,y} \frac{\delta\langle\langle F_y \rangle\rangle}{\bar{\rho}} + L_{\beta,\beta} \frac{\delta\langle\langle Q_{xy} \rangle\rangle}{\bar{\rho}}, \quad (60)$$

where

$$L_{\theta,\theta} = \frac{1}{2} \left[1 - \frac{\mathbf{p} \cdot \mathbf{k}}{2c_4\bar{\rho}m^*} + \sqrt{1 + \left(\frac{\mathbf{p} \cdot \mathbf{k}}{2c_4\bar{\rho}m^*}\right)^2} \right], \quad (61)$$

$$L_{\theta,\rho} = \frac{i}{4} \left[1 + \frac{\mathbf{p} \cdot \mathbf{k}}{2c_4\bar{\rho}m^*} - \sqrt{1 + \left(\frac{\mathbf{p} \cdot \mathbf{k}}{2c_4\bar{\rho}m^*}\right)^2} \right], \quad (62)$$

$$\begin{aligned}L_{\alpha,\alpha} &= L_{\beta,\beta} \\ &= \frac{1}{2} \left[1 - \frac{\mathbf{p} \cdot \mathbf{k}}{2c'_4\bar{\rho}m^*} + \sqrt{1 + \left(\frac{\mathbf{p} \cdot \mathbf{k}}{2c'_4\bar{\rho}m^*}\right)^2} \right],\end{aligned}\quad (63)$$

$$\begin{aligned}L_{\alpha,z} &= L_{\beta,y} \\ &= \frac{i}{4} \left[1 + \frac{\mathbf{p} \cdot \mathbf{k}}{2c'_4\bar{\rho}m^*} - \sqrt{1 + \left(\frac{\mathbf{p} \cdot \mathbf{k}}{2c'_4\bar{\rho}m^*}\right)^2} \right].\end{aligned}\quad (64)$$

Since the phase factor $e^{i\mathbf{p}\cdot\mathbf{r}}$ in Eq. (47) breaks the particle-hole symmetry, a pair of gapful mode and a gapless mode in Eqs. (33), (34), and (35) are coupled in the presence of a mass current and yields a single gapless mode. ω_ρ and ω_θ are coupled, for example, and yield $\omega_{\theta,\rho}$.

Figure 6 shows the evolution of the dispersions in Eqs. (56) and (57), as p is increased. Here, we set \mathbf{k} being antiparallel to \mathbf{p} . If p exceeds the critical momenta for dynamical instabilities, the dispersion of collective modes acquires an imaginary part. The critical momenta p_θ^c and p_α^c for the onset of the dynamical instabilities induced by $\omega_{\theta,\rho}$ and $\omega_{\alpha,z}$ are given, respectively, by

$$p_\theta^c = \sqrt{-\frac{2}{3}C_2m^*} = \frac{p_{\max}}{\sqrt{3}}, \quad (65)$$

$$p_\alpha^c = \sqrt{-\frac{2C_2c'_4m^*}{2c'_4 + c_4}} = p_{\max} \sqrt{\frac{c'_4}{2c'_4 + c_4}}. \quad (66)$$

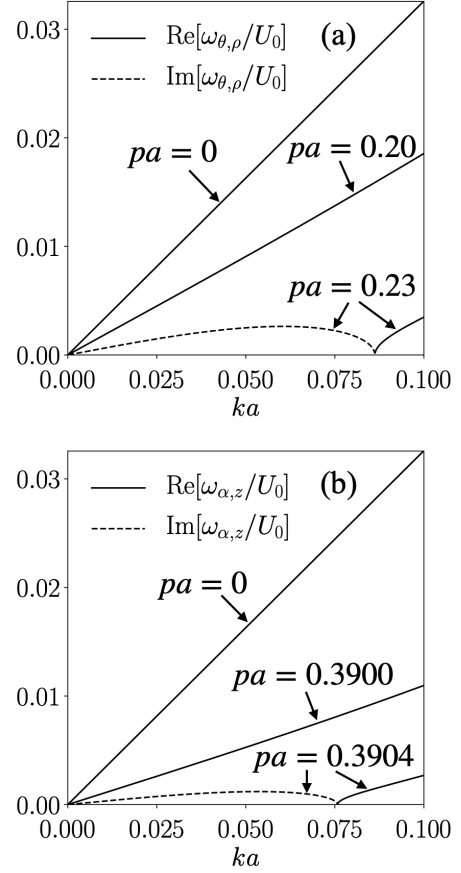


FIG. 6. Dispersion relations for the collective modes in Eqs. (56) and (57) in the presence of a mass current with momentum \mathbf{p} . We set $U_2/U_0 = 0.33$, $zt/U_0 = 0.3834$, and $\mu/U_0 = 0.9831$. The solid lines in (a) and (b) denote the real parts of Eqs. (56) and (57), respectively. The dashed lines in (a) and (b) indicate the imaginary parts of Eqs. (56) and (57), respectively.

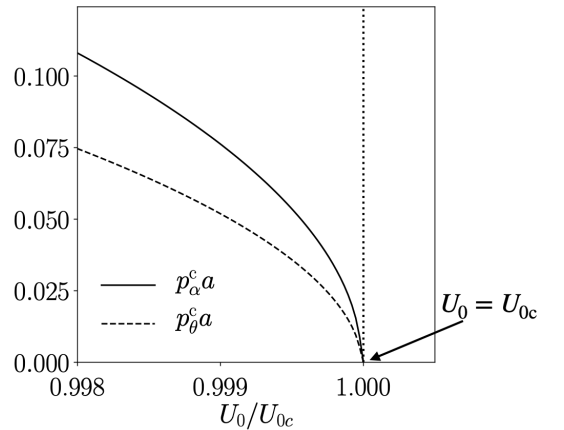


FIG. 7. Critical momenta for mass currents p_θ^c and p_α^c in Eqs. (65) and (66) as functions of U_0/U_{0c} for the second-order phase transition. U_{0c} is the critical value of the spin-independent interaction for the SF-MI phase transition. We set $U_2/U_0 = 0.33$ and $\mu/U_0 = 0.9831$.

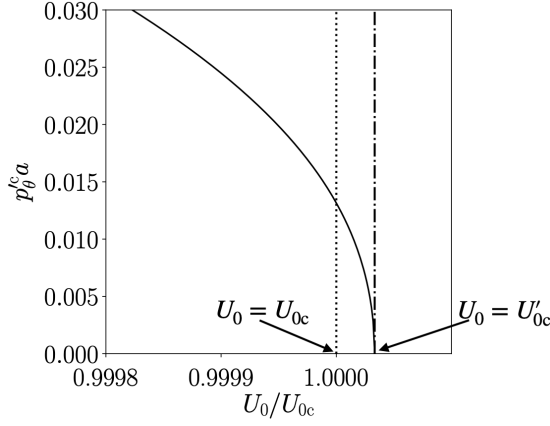


FIG. 8. Critical momentum for mass currents p_θ^c in Eq. (71) as a function of U_0/U_{0c} for the first-order phase transition. U_{0c} is the critical value of the spin-independent interaction for the SF-MI phase transition. U_{0c}' is the value of the spin-independent interaction at the boundary, at which the metastable SF phase disappears. We set $U_2/U_0 = 0.31$ and $\mu/U_0 = 1.008$.

The critical momentum for $\omega_{\beta,y}$ is equivalent to p_α^c . Figure 7 shows the critical momenta p_θ^c and p_α^c as functions of U_0 in the vicinity of the second-order phase transition. The dynamical instability induced by $\omega_{\theta,\rho}$ for $p > p_\theta^c$ leads to exponential growth of $\delta\theta$ and $\delta\rho$ in time. Meanwhile, the dynamical instabilities induced by $\omega_{\alpha,z}$ and $\omega_{\beta,y}$ for $p > p_\alpha^c$ lead to exponential growth of $\delta\langle\langle F_z \rangle\rangle$, $\delta\langle\langle Q_{xy} \rangle\rangle$, and $\delta\langle\langle Q_{zx} \rangle\rangle$ in time.

In the case of the first-order phase transition, using the sixth-order TDGL equation (26), the dispersions for the gapless modes are obtained as

$$\omega_{\theta,\rho}(\mathbf{k}, \mathbf{p}) = [\varepsilon_k + 2(c_4 + 3c_6\bar{\rho}')\bar{\rho}' - \sqrt{(\mathbf{k} \cdot \mathbf{p}/m^*)^2 + 4(c_4 + 3c_6\bar{\rho}')^2\bar{\rho}'^2}]^{1/2}, \quad (67)$$

$$\begin{aligned} \omega_{\alpha,z}(\mathbf{k}, \mathbf{p}) &= \omega_{\beta,y}(\mathbf{k}, \mathbf{p}) \\ &= [\varepsilon_k + 2(c_4' + c_6'\bar{\rho}')\bar{\rho}' - \sqrt{(\mathbf{k} \cdot \mathbf{p}/m^*)^2 + 4(c_4' + c_6'\bar{\rho}')^2\bar{\rho}'^2}]^{1/2}, \end{aligned} \quad (68)$$

where the superfluid density is given by

$$\bar{\rho}' = \frac{-c_4 + \sqrt{c_4^2 - 3c_6(C_2 + \varepsilon_p)}}{3c_6}. \quad (69)$$

The maximum value of the momentum p'_{\max} , which satisfies $\bar{\rho}' > 0$, is given by

$$p'_{\max} = \sqrt{2m^* \left(\frac{c_4^2}{3c_6} - C_2 \right)}. \quad (70)$$

From Eq. (67), the critical momentum p_θ^c for the onset of dynamical instabilities induced by $\omega_{\theta,\rho}$ is

$$p_\theta^c = \sqrt{\frac{m^*}{4} \left[\frac{c_4^2}{c_6} - 4C_2 + \sqrt{\frac{c_4^2}{c_6} \left(\frac{c_4^2}{c_6} - \frac{8}{3}C_2 \right)} \right]}. \quad (71)$$

Figure 8 shows the critical momenta p_θ^c and p_θ^c as functions of U_0 .

In the case of the second-order phase transition, we find $p_\theta^c \rightarrow 0$ as $U_0 \rightarrow U_{0c}$, as shown in Fig. 7. In fact, from Eq. (65), one finds $p_\theta^c = 0$ due to $C_2 = 0$ at the phase boundary. This can be understood as follows: The dynamical instability is expected to occur if the phase gradient per healing length ξ exceeds $\pi/2$, i.e., $p\xi > \pi/2$, due to negative effective mass [39]. Since the healing length $\xi = 1/\sqrt{4|C_2|m^*}$ diverges as $|C_2| \rightarrow 0$ at the phase boundary, p_θ^c also vanishes at $U_0 = U_{0c}$ [52]. Meanwhile, in the case of the first-order phase transition, Fig. 8 shows that $p_\theta^c > 0$ at the phase boundary reflecting the finite healing length $\xi = 1/\sqrt{8m^*|c_4|\rho' - C_2}$ [52]. Furthermore, it is finite throughout the metastable SF phase and vanishes at $U_0 = U_{0c}'$, at which $C_4^2 = 3C_2C_6$ holds from Eq. (25) and the healing length ξ diverges. The finite critical momentum means that the metastable SF state can sustain a mass current without dissipation as far as $p < p_\theta^c$ and therefore exhibits superfluidity.

In contrast to the case of the second-order phase transition, the dispersions of $\omega_{\alpha,z}$ and $\omega_{\beta,y}$ exhibit very little change in the presence of a finite mass current. Thus, in the case of the first-order phase transition, $\omega_{\alpha,z}$ and $\omega_{\beta,y}$ do not cause dynamical instabilities.

B. Spin currents

To study the stability of spin currents, we assume a static solution, in which $m = \pm 1$ components flowing in the opposite direction with the same momenta \mathbf{p} , as

$$\Psi_s^0 = \sqrt{\frac{\bar{\rho}}{2}} \begin{bmatrix} -e^{-i\mathbf{p}\cdot\mathbf{r}} \\ 0 \\ e^{i\mathbf{p}\cdot\mathbf{r}} \end{bmatrix}, \quad (72)$$

where $\bar{\rho} = -(\varepsilon_p + C_2)/2c_4$ is the SF density. Since $m = \pm 1$ components flow in the opposite direction with the same momenta, the net mass current vanishes ($\mathbf{j}_m = \mathbf{0}$). The spin current for Eq. (72) is given as

$$\mathbf{j}_s^\mu = -\frac{\mathbf{p}}{m^*} \delta_{\mu,z}. \quad (73)$$

We introduce fluctuation of the order parameter around the static solution as

$$\Psi = \Psi_s^0 + \delta\Psi, \quad (74)$$

where

$$\delta\Psi = \begin{bmatrix} \delta\Psi_1 e^{-i\mathbf{p}\cdot\mathbf{r}} \\ \delta\Psi_0 \\ \delta\Psi_{-1} e^{i\mathbf{p}\cdot\mathbf{r}} \end{bmatrix}$$

$$= \sqrt{\bar{\rho}} \begin{bmatrix} -\frac{e^{-i\mathbf{p}\cdot\mathbf{r}}}{\sqrt{2}} \left(\frac{\delta\rho}{2\bar{\rho}} + i\delta\theta - i\delta\alpha \right) \\ -\delta\beta \\ \frac{e^{i\mathbf{p}\cdot\mathbf{r}}}{\sqrt{2}} \left(\frac{\delta\rho}{2\bar{\rho}} + i\delta\theta + i\delta\alpha \right) \end{bmatrix}. \quad (75)$$

Substituting Eq.(74) into the fourth-order TDGL

$$\begin{bmatrix} \varepsilon_k + \frac{\mathbf{p}\cdot\mathbf{k}}{m^*} + c_+\bar{\rho} & c_+\bar{\rho} & c_-\bar{\rho} & c_-\bar{\rho} \\ c_+\bar{\rho} & \varepsilon_k - \frac{\mathbf{k}\cdot\mathbf{p}}{m^*} + c_+\bar{\rho} & c_-\bar{\rho} & c_-\bar{\rho} \\ c_-\bar{\rho} & c_-\bar{\rho} & \varepsilon_k - \frac{\mathbf{p}\cdot\mathbf{k}}{m^*} + c_+\bar{\rho} & c_+\bar{\rho} \\ c_-\bar{\rho} & c_-\bar{\rho} & c_+ & \varepsilon_k + \frac{\mathbf{p}\cdot\mathbf{k}}{m^*} + c_+\bar{\rho} \end{bmatrix} \begin{bmatrix} \delta\Phi_1 \\ \delta\Phi_1^* \\ \delta\Phi_{-1} \\ \delta\Phi_{-1}^* \end{bmatrix} = J\omega^2 \begin{bmatrix} \delta\Phi_1 \\ \delta\Phi_1^* \\ \delta\Phi_{-1} \\ \delta\Phi_{-1}^* \end{bmatrix}, \quad (76)$$

$$\begin{bmatrix} \varepsilon_k - \varepsilon_p + 2c_4'\bar{\rho} & -2c_4'\bar{\rho} \\ -2c_4'\bar{\rho} & \varepsilon_k - \varepsilon_p + 2c_4'\bar{\rho} \end{bmatrix} \begin{bmatrix} \delta\Phi_0 \\ \delta\Phi_0^* \end{bmatrix} = J\omega^2 \begin{bmatrix} \delta\Phi_0 \\ \delta\Phi_0^* \end{bmatrix}. \quad (77)$$

From Eq. (77), we find that ω_β takes the form

$$\omega_\beta(k, p) = \sqrt{(\varepsilon_k - \varepsilon_p)/J}. \quad (78)$$

The amplitude of the normal mode for ω_β is

$$\delta\Phi_0 + \delta\Phi_0^* \propto \delta\beta \quad (\propto \delta\langle\langle Q_{zx} \rangle\rangle). \quad (79)$$

Eq. (78) shows that $\omega_\beta(k < p, p)$ has an imaginary part for any $p \neq 0$. This indicates that even an infinitesimally small amount of spin current induces dynamical instabilities and leads to exponential growth of the long wave length spin-nematic fluctuation. We also find that ω_β derived from the sixth-order TDGL equation (26) with $K = 0$ has the same dispersion relation as Eq. (78). The critical momentum is thus also zero. The zero critical velocity for spin currents has been also reported in the study of a spin-1 BEC [53, 54].

V. STABILITY OF SPIN CURRENTS

To understand the origin of the dynamical instability of spin currents, we consider the static solution

$$\Psi_{\mathbf{p},\beta} = \sqrt{\bar{\rho}} \begin{bmatrix} -\frac{e^{-i\mathbf{p}\cdot\mathbf{r}}}{\sqrt{2}} \sin\beta \\ \cos\beta \\ \frac{e^{i\mathbf{p}\cdot\mathbf{r}}}{\sqrt{2}} \sin\beta \end{bmatrix}, \quad (80)$$

where $\Psi_{\mathbf{p},\beta=\pi/2} = \Psi_{\mathbf{s}}^0$. The d -vector for Eq. (80) is given by

$$\mathbf{d} = R_z(\mathbf{p}\cdot\mathbf{r})\sqrt{\bar{\rho}} \begin{bmatrix} \sin\beta \\ 0 \\ \cos\beta \end{bmatrix}, \quad (81)$$

where $R_z(\theta)$ represents the rotation matrix by angle θ about the z -axis.

equation with $K = 0$ and linearizing with respect to fluctuation $\delta\Psi$, we obtain the equations for the Fourier components as

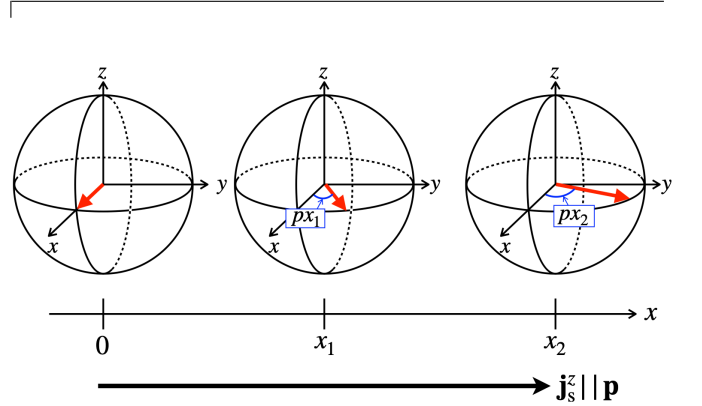


FIG. 9. (Color online) Schematic illustration of the spatial variation of the d -vector in Eq. (81) and the spin current \mathbf{j}_s^z in Eq. (85). We set $\beta = \pi/2$ and $\mathbf{p} = (p, 0, 0)^T$.

The SF density ρ and spin currents \mathbf{j}_s^μ for Eq. (80) are given as

$$\rho = -\frac{C_2 + \varepsilon_p \sin^2\beta}{2c_4}, \quad (82)$$

$$\mathbf{j}_s^x = \frac{\mathbf{p}}{m^*} \rho \sin\beta \cos\beta \cos(\mathbf{p}\cdot\mathbf{r}), \quad (83)$$

$$\mathbf{j}_s^y = \frac{\mathbf{p}}{m^*} \rho \sin\beta \cos\beta \sin(\mathbf{p}\cdot\mathbf{r}), \quad (84)$$

$$\mathbf{j}_s^z = -\frac{\mathbf{p}}{m^*} \sin^2\beta. \quad (85)$$

Equations (83), (84) and (85) demonstrate that spatial variation of d -vector induces a spin current. When $\beta = \pi/2$, for example, as one moves in the direction of \mathbf{p} , the d -vector rotating in the xy -plane induces a spin current $\mathbf{j}_s^z || \mathbf{p}$, as shown in Fig. 9.

We focus on the case of the second-order phase transition. Substituting Eq. (80) into Eq. (C24) with $c_6 = c_6' = 0$, the energy functional for Eq. (80) can be calculated as

$$\mathcal{K}(\{\Psi_{\mathbf{p},\beta}\}) = -\frac{V}{4c_4} (\varepsilon_p \sin^2\beta - |C_2|)^2, \quad (86)$$

where $V = N_s a^d$ is the volume of the system. Figure 10 shows $\mathcal{K}(\{\Psi_{\mathbf{p},\beta}\})$ as a function of β and the configuration of the d -vector (81) for each value of β . We find

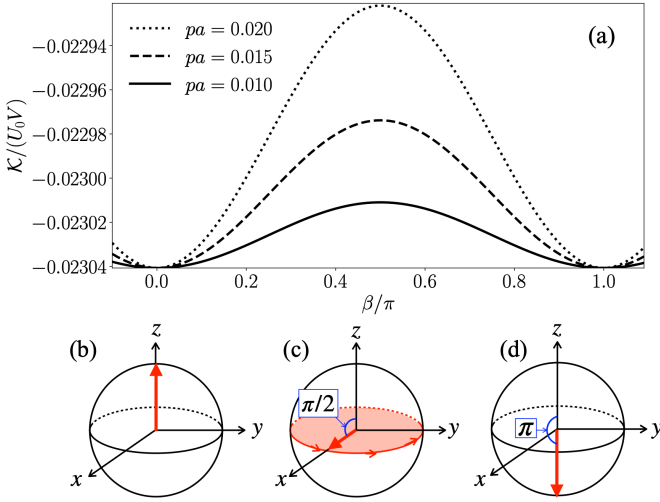


FIG. 10. (Color online) (a) Energy functional (86) as a function of β . We set $U_2/U_0 = 0.33$, $zt/U_0 = 0.3834$, and $\mu/U_0 = 0.9831$. (b), (c), and (d) are the schematic drawings of d -vectors (81) for $\beta = 0, \pi/2$, and π , respectively.

that the degeneracy of the energy functional with respect to β due to $S_{\alpha,\beta}^2$ is lifted by a spin current: $\beta = 0$ and π correspond to the energy minima and $\beta = \pi/2$ to the maximum. In the former, since $R_z(\mathbf{p} \cdot \mathbf{r})$ does not change the d -vector that is in parallel with the z -axis, no spin currents are induced and thus $\mathcal{K}(\{\Psi_{\mathbf{p},\beta}\})$ takes the minima. In the latter, since the d -vector is in the xy -plane, spatial variation of the d -vector by $R_z(\mathbf{p} \cdot \mathbf{r})$ is maximized and thus $\mathcal{K}(\{\Psi_{\mathbf{p},\beta}\})$ takes the maximum. The dynamical instability at $\beta = \pi/2$, therefore, occurs because it corresponds to an energetically unstable point. Even infinitesimally small fluctuations of the order parameter around $\beta = \pi/2$ grow and drive the system away from $\beta = \pi/2$ towards the stable states at $\beta = 0$ or π .

We note that the energy functional for the first-order phase transition also exhibits the maximum at $\beta = \pi/2$ and minima at $\beta = 0$ and π . The origin of the dynamical instability is, therefore, the same as the above explained.

The above understanding poses a fundamental question about the stability of the polar state. In Sec. III, we found that the polar state has the spin-nematic modes ω_α and ω_β , which induce fluctuations of the d -vector, as shown in Fig. 4. Since spatial variation of the d -vector induces a spin current, excitations of the spin-nematic modes involve finite spin currents. In fact, spin currents for the order parameter (28) are given as

$$\mathbf{j}_s^x = -\frac{\nabla \delta \beta}{m^*}, \quad (87)$$

$$\mathbf{j}_s^y = -\frac{\nabla \delta \alpha}{m^*}, \quad (88)$$

$$\mathbf{j}_s^z = \mathbf{0}. \quad (89)$$

Equation (87) ((88)) indicates that excitation of ω_β (ω_α) generates a spin current \mathbf{j}_s^x (\mathbf{j}_s^y). Given the zero energy costs for exciting the gapless spin-nematic modes ω_α and

ω_β , they may be excited by small external perturbations, induce dynamical instabilities and destabilize the polar state.

VI. CONCLUSION

To summarize, we have studied the stability of supercurrents in the polar phase of antiferromagnetically interacting spin-1 bosons in an optical lattice using the TDGL equation. We have calculated the critical momenta of supercurrents in the vicinity of the MI phase with even filling factors. We found that the critical momentum of mass currents is finite throughout the metastable SF phase, which demonstrates the superfluidity of the metastable SF state. The critical momentum of spin currents was found to be zero. We have found that this instability of spin currents originates from the fact that the polar state with a spin current corresponds to an energy saddle point, thereby an infinitesimal spin current causes a dynamical instability.

Although we set U_2/U_0 optimal values for validity of the theory that is not realistic in the present experimental status, the obtained results may be applicable to ^{23}Na with $U_2/U_0 = 0.04$. The first-order phase transition dominates the larger part of the phase boundary and the region of the metastable SF phase in the phase diagram gets larger for smaller U_2/U_0 [14, 17]. The effect of the first-order phase transition, therefore, may be remarkable and easy to study experimentally for ^{23}Na .

Our predictions for the stability of supercurrents can be verified experimentally with current technologies. As for mass currents, we propose a similar setup with Ref. [33], where a mass current is induced by a moving optical lattice. Spin currents can be induced by applying a linear magnetic field gradient that induces counter flow of two spin components as in the experiment for spinor gases [41].

ACKNOWLEDGMENTS

We thank R. Asaoka, I. Danshita, D. Kagamihara, Y. Kawaguchi, T. Kobayashi, and D. Yamamoto for helpful discussions. The work of RY is supported by JSPS Grant-in-Aid for Scientific Research (KAKENHI Grant No. 19K14616 and 20H01838). This work is supported by JSPS Grant-in-Aid for Scientific Research (KAKENHI Grant No. 19K03691).

Appendix A: Matrix elements of creation and annihilation operators

We present the details of the derivation of the matrix elements of creation and annihilation operators summarized in Table I that are necessary for the calculation of

the ground state energy (17). The following derivation is based on Ref. [55].

If one operates \hat{b}_α^\dagger ($\alpha = 0, \pm 1$) on the state $|S, m, n\rangle$, the magnetic quantum number m and particle number n change as $m \rightarrow m + \alpha$ and $n \rightarrow n + 1$. Meanwhile, the total spin quantum number S changes as $S \rightarrow S \pm 1$ by adding a spin-1 particle. Thus, $\hat{b}_\alpha^\dagger |S, m, n\rangle$ can be written as

$$\hat{b}_\alpha^\dagger |S, m, n\rangle = M_{\alpha, S, m, n} |S + 1, m + \alpha, n + 1\rangle + N_{\alpha, S, m, n} |S - 1, m + \alpha, n + 1\rangle. \quad (\text{A1})$$

Analogously, $\hat{b}_\alpha |S, m, n\rangle$ can be written as

$$\hat{b}_\alpha |S, m, n\rangle = O_{\alpha, S, m, n} |S + 1, m - \alpha, n - 1\rangle + P_{\alpha, S, m, n} |S - 1, m - \alpha, n - 1\rangle. \quad (\text{A2})$$

We derive the recurrence formulae for $M_{\alpha, S, m, n}$, $N_{\alpha, S, m, n}$, $O_{\alpha, S, m, n}$, and $P_{\alpha, S, m, n}$. From $-S \leq m \leq S$, they satisfy

$$N_{1, S, S, n} = N_{0, S, S, n} = P_{0, S, S, n} = P_{-1, S, S, n} = 0. \quad (\text{A3})$$

Then, we obtain

$$\hat{b}_1^\dagger |S, S, n\rangle = M_{1, S, S, n} |S + 1, S + 1, n + 1\rangle, \quad (\text{A4})$$

where $M_{1, S, S, n}$ is given as [11]

$$M_{1, S, S, n} = \sqrt{\frac{(S + 1)(n + S + 3)}{2S + 3}}. \quad (\text{A5})$$

Other matrix elements can be derived by operating the ladder operators $\hat{S}^\pm = \hat{S}_x \pm i\hat{S}_y$. By simple calculations, one can show

$$\begin{aligned} [\hat{S}^+, \hat{b}_1] &= -\sqrt{2}\hat{b}_0, \quad [\hat{S}^+, \hat{b}_0] = -\sqrt{2}\hat{b}_{-1}, \quad [\hat{S}^+, \hat{b}_{-1}] = 0, \\ [\hat{S}^-, \hat{b}_1] &= 0, \quad [\hat{S}^-, \hat{b}_0] = -\sqrt{2}\hat{b}_{-1}, \quad [\hat{S}^-, \hat{b}_{-1}] = -\sqrt{2}\hat{b}_0, \\ [\hat{S}_z, \hat{b}_1] &= -\hat{b}_1, \quad [\hat{S}_z, \hat{b}_0] = 0, \quad [\hat{S}_z, \hat{b}_{-1}] = \hat{b}_{-1}, \\ [\hat{b}_1, \hat{\Theta}^\dagger] &= -2\hat{b}_{-1}^\dagger, \quad [\hat{b}_0, \hat{\Theta}^\dagger] = 2\hat{b}_0^\dagger, \quad [\hat{b}_{-1}, \hat{\Theta}^\dagger] = -2\hat{b}_1^\dagger. \end{aligned}$$

Using the above commutation relations, we obtain

$$\begin{aligned} &\hat{S}^+ \hat{b}_1^\dagger |S, m, n\rangle \\ &= \sqrt{(S - m)(S + m + 3)} M_{1, S, m, n} |S + 1, m + 2, n + 1\rangle \\ &+ \sqrt{(S - m - 2)(S + m + 1)} N_{1, S, m, n} |S - 1, m + 2, n + 1\rangle \end{aligned} \quad (\text{A6})$$

$$\begin{aligned} &= \hat{b}_1^\dagger \hat{S}^+ |S, m, n\rangle \\ &= \sqrt{(S - m)(S + m + 1)} M_{1, S, m + 1, n} |S + 1, m + 2, n + 1\rangle \\ &+ \sqrt{(S - m)(S + m + 1)} N_{1, S, m + 1, n} |S - 1, m + 2, n + 1\rangle. \end{aligned} \quad (\text{A7})$$

Comparing Eqs. (A6) and (A7), we obtain the recurrence formula for $M_{1, S, m, n}$ as

$$M_{1, S, m, n} = \sqrt{\frac{S + m + 1}{S + m + 3}} M_{1, S, m + 1, n}. \quad (\text{A8})$$

In the same manner, we can derive other recurrence formulae

$$\begin{aligned} M_{0, S, m, n} &= \sqrt{\frac{(S - m)(S + m + 1)}{(S - m + 1)(S + m + 2)}} M_{0, S, m + 1, n} \\ &+ \sqrt{\frac{2}{(S - m + 1)(S + m + 2)}} M_{1, S, m, n}, \end{aligned} \quad (\text{A9})$$

$$\begin{aligned} M_{-1, S, m, n} &= \sqrt{\frac{(S - m)(S + m + 1)}{(S - m + 2)(S + m + 1)}} M_{-1, S, m + 1, n} \\ &+ \sqrt{\frac{2}{(S - m + 2)(S + m + 1)}} M_{0, S, m, n}, \end{aligned} \quad (\text{A10})$$

$$N_{-1, S, m, n} = \sqrt{\frac{S(S + 1) - m(m - 1)}{S(S - 1) - (m - 1)(m - 2)}} N_{-1, S, m - 1, n}, \quad (\text{A11})$$

$$\begin{aligned} N_{0, S, m, n} &= \sqrt{\frac{S(S + 1) - m(m - 1)}{S(S - 1) - m(m - 1)}} N_{-1, S, m - 1, n} \\ &+ \sqrt{\frac{2}{S(S - 1) - m(m - 1)}} N_{-1, S, m, n}, \end{aligned} \quad (\text{A12})$$

$$\begin{aligned} N_{1, S, m, n} &= \sqrt{\frac{S(S + 1) - m(m - 1)}{S(S - 1) - m(m + 1)}} N_{1, S, m - 1, n} \\ &+ \sqrt{\frac{2}{S(S + 1) - m(m - 1)}} N_{0, S, m, n}. \end{aligned} \quad (\text{A13})$$

Here, $M_{\alpha, S, S, n}$ and $N_{\alpha, S, S, n}$ satisfy

$$\begin{aligned} n &= \sum_{\alpha} \langle S, S, n | \hat{b}_\alpha^\dagger \hat{b}_\alpha | S, S, n \rangle \\ &= \sum_{\alpha} [M_{\alpha, S, S, n}^2 + N_{\alpha, S, S, n}^2] - 3. \end{aligned} \quad (\text{A14})$$

From Eq. (A14) and $N_{1, S, S, n} = N_{0, S, S, n} = 0$, the initial value of $N_{\alpha, S, m, n}$ is given by

$$N_{-1, S, S, n} = -\sqrt{3 + n - \sum_{\alpha} M_{\alpha, S, S, n}^2}. \quad (\text{A15})$$

The sign of $N_{-1, S, S, n}$ is set to be consistent with Ref. [11]. Solving the recurrence formulae (A9)-(A13) and (A15), one obtains Table I [56].

One can calculate $O_{\alpha, S, m, n}$ and $P_{\alpha, S, m, n}$ as [55]

$$\begin{aligned} \langle S, m, n | \hat{b}_\alpha^\dagger | S - 1, m - \alpha, n - 1 \rangle &= M_{\alpha, S - 1, m - \alpha, n - 1} \\ &= P_{\alpha, S, m, n}, \end{aligned} \quad (\text{A16})$$

$$\begin{aligned} \langle S, m, n | \hat{b}_\alpha^\dagger | S + 1, m - \alpha, n - 1 \rangle &= M_{\alpha, S + 1, m - \alpha, n - 1} \\ &= O_{\alpha, S, m, n}. \end{aligned} \quad (\text{A17})$$

Appendix B: Perturbative mean-field calculation

In this Appendix, we present the details of the perturbative mean-field calculation in Sec. IIB. Since the

ground state energy should be invariant under the U(1) gauge transformation and spin rotations, it is convenient to expand the ground state energy by the \mathbf{d} -vector that transforms as a vector under spin rotations as

$$E = E^{(2)} + E^{(4)} + E^{(6)}, \quad (\text{B1})$$

$$E^{(2)} = C_2(\mathbf{d}^\dagger \mathbf{d}) = C_2 n_c, \quad (\text{B2})$$

$$E^{(4)} = D_4(\mathbf{d}^\dagger \mathbf{d})^2 + D'_4 |\mathbf{d} \cdot \mathbf{d}|^2 \\ = C_4 n_c^2 + C'_4 n_c^2 \langle \mathbf{F} \rangle^2, \quad (\text{B3})$$

$$E^{(6)} = D_6(\mathbf{d}^\dagger \mathbf{d})^3 + D'_6 |\mathbf{d} \cdot \mathbf{d}|^2 (\mathbf{d}^\dagger \mathbf{d}) \\ = C_6 n_c^3 + C'_6 n_c^3 \langle \mathbf{F} \rangle^2, \quad (\text{B4})$$

where $C_m = D_m + D'_m$, $C'_m = -D'_m$ ($m = 4, 6$). Note that $\mathbf{d}^\dagger \mathbf{d} = n_c$, $\mathbf{d} \cdot \mathbf{d} = n_c(\zeta_0^2 - 2\zeta_1\zeta_{-1})$, and $|\mathbf{d} \cdot \mathbf{d}|^2 = n_c^2(1 - \langle \mathbf{F} \rangle^2)$. To reduce the number of terms that need

to be calculated, we set $\zeta_0 = 0$ in Eqs. (B2), (B3), (B4), and (13). We thus obtain

$$E^{(2)} = C_2 n_c (|\zeta_1|^2 + |\zeta_{-1}|^2), \quad (\text{B5})$$

$$E^{(4)} = D_4 n_c^2 (|\zeta_1|^4 + |\zeta_{-1}|^4) \\ + (2D_4 + 4D'_4) n_c^2 |\zeta_1|^2 |\zeta_{-1}|^2, \quad (\text{B6})$$

$$E^{(6)} = D_6 n_c^3 (|\zeta_1|^6 + |\zeta_{-1}|^6) \\ + (3D_6 + 4D'_6) n_c^3 |\zeta_1|^2 |\zeta_{-1}|^2 (|\zeta_1|^2 + |\zeta_{-1}|^2), \quad (\text{B7})$$

$$\hat{V} = -zt(\psi_1 \hat{b}_1^\dagger + \psi_{-1} \hat{b}_{-1}^\dagger + \text{h.c.}). \quad (\text{B8})$$

We employ the formulae of the standard perturbation theory [57]

$$E^{(2)} = - \sum_{\alpha \neq g} \frac{|\langle \alpha | \hat{V}^{\text{pert}} | g \rangle|^2}{\Delta E_\alpha}, \quad (\text{B9})$$

$$E^{(4)} = - \sum_{\alpha \beta \gamma \neq g} \langle g | \hat{V}^{\text{pert}} | \alpha \rangle \frac{\langle \alpha | \hat{V}^{\text{pert}} | \beta \rangle}{\Delta E_\alpha} \frac{\langle \beta | \hat{V}^{\text{pert}} | \gamma \rangle}{\Delta E_\beta} \frac{\langle \gamma | \hat{V}^{\text{pert}} | g \rangle}{\Delta E_\gamma} - E^{(2)} \sum_{\alpha \neq g} \frac{|\langle \alpha | \hat{V}^{\text{pert}} | g \rangle|^2}{\Delta E_\alpha^2}, \quad (\text{B10})$$

$$E^{(6)} = - \sum_{\alpha \beta \gamma \delta \epsilon \neq g} \langle g | \hat{V}^{\text{pert}} | \alpha \rangle \frac{\langle \alpha | \hat{V}^{\text{pert}} | \beta \rangle}{\Delta E_\alpha} \frac{\langle \beta | \hat{V}^{\text{pert}} | \gamma \rangle}{\Delta E_\beta} \frac{\langle \gamma | \hat{V}^{\text{pert}} | \delta \rangle}{\Delta E_\gamma} \frac{\langle \delta | \hat{V}^{\text{pert}} | \epsilon \rangle}{\Delta E_\delta} \frac{\langle \epsilon | \hat{V}^{\text{pert}} | g \rangle}{\Delta E_\epsilon} \\ + \sum_{\alpha \beta \gamma \delta \neq g} \langle g | \hat{V}^{\text{pert}} | \alpha \rangle \frac{\langle \alpha | \hat{V}^{\text{pert}} | \beta \rangle}{\Delta E_\alpha} \frac{\langle \beta | \hat{V}^{\text{pert}} | \gamma \rangle}{\Delta E_\beta} \frac{\langle \gamma | \hat{V}^{\text{pert}} | \delta \rangle}{\Delta E_\gamma} \frac{\langle \delta | \hat{V}^{\text{pert}} | g \rangle}{\Delta E_\delta} \\ \left(\frac{1}{\Delta E_\alpha} + \frac{1}{\Delta E_\beta} + \frac{1}{\Delta E_\gamma} + \frac{1}{\Delta E_\delta} \right) - \sum_{\alpha \neq g} \frac{|\langle \alpha | \hat{V}^{\text{pert}} | g \rangle|^6}{\Delta E_\alpha^5}, \quad (\text{B11})$$

where $|g\rangle$ is an unperturbative state, \hat{V}^{pert} represents the perturbation, $|\alpha\rangle$, $|\beta\rangle$, $|\gamma\rangle$, $|\delta\rangle$, and $|\epsilon\rangle$ are the intermediate states, and ΔE_α , ΔE_β , ΔE_γ , ΔE_δ , and ΔE_ϵ denote the excitation energy for $|\alpha\rangle$, $|\beta\rangle$, $|\gamma\rangle$, $|\delta\rangle$, and $|\epsilon\rangle$ from $|g\rangle$. Using the formulae (B9), (B10), (B11), and Table I, the coefficients C_2 , D_4 , D'_4 , D_6 , and D'_6 can be calculated as

$$C_2 = (zt)^2 - \frac{(zt)^2}{3} \left[\frac{n+3}{\Delta E_{1,n+1}} + \frac{n}{\Delta E_{1,n-1}} \right], \quad (\text{B12})$$

$$D_4 = \frac{(zt)^4}{9} \left[-\frac{6}{5} \frac{n(n-2)}{\Delta E_{1,n-1}^2 \Delta E_{2,n-2}} - \frac{1}{5} \frac{n(n+3)}{\Delta E_{2,n}} \left(\frac{1}{\Delta E_{1,n+1}} + \frac{1}{\Delta E_{1,n-1}} \right)^2 \right. \\ \left. - \frac{6}{5} \frac{(n+3)(n+5)}{\Delta E_{1,n+1}^2 \Delta E_{2,n+2}} + \left(\frac{n+3}{\Delta E_{1,n+1}} + \frac{n}{\Delta E_{1,n-1}} \right) \left(\frac{n+3}{\Delta E_{1,n+1}^2} + \frac{n}{\Delta E_{1,n-1}^2} \right) \right], \quad (\text{B13})$$

$$D'_4 = -\frac{(zt)^4}{9} \left[\frac{n(n+1)}{\Delta E_{1,n-1}^2 \Delta E_{0,n-2}} + \frac{(n+2)(n+3)}{\Delta E_{1,n+1}^2 \Delta E_{0,n+2}} - \frac{2}{5} \frac{n(n-2)}{\Delta E_{1,n-1}^2 \Delta E_{2,n-2}} \right. \\ \left. + \frac{3}{5} \frac{n(n+3)}{\Delta E_{2,n}} \left(\frac{1}{\Delta E_{1,n+1}} + \frac{1}{\Delta E_{1,n-1}} \right)^2 - \frac{2}{5} \frac{(n+3)(n+5)}{\Delta E_{1,n+1}^2 \Delta E_{2,n+2}} \right], \quad (\text{B14})$$

$$\begin{aligned}
D_6 = & \left[-\frac{2}{35} \frac{(n+7)(n+5)(n+3)}{\Delta E_{3,n+3} \Delta E_{2,n+2} \Delta E_{1,n+1}^2} - \frac{2}{35} \frac{(n-4)(n-2)n}{\Delta E_{3,n-3} \Delta E_{2,n-2} \Delta E_{1,n-1}^2} \right. \\
& - \frac{2}{525} \frac{n(n+3)(n+5)}{\Delta E_{3,n+1}} \left(\frac{1}{\Delta E_{2,n+2} \Delta E_{1,n+1}} + \frac{1}{\Delta E_{2,n} \Delta E_{1,n+1}} + \frac{1}{\Delta E_{2,n} \Delta E_{1,n-1}} \right)^2 \\
& - \frac{2}{525} \frac{n(n-2)(n+3)}{\Delta E_{3,n-1}} \left(\frac{1}{\Delta E_{2,n-2} \Delta E_{1,n-1}} + \frac{1}{\Delta E_{2,n} \Delta E_{1,n+1}} + \frac{1}{\Delta E_{2,n} \Delta E_{1,n-1}} \right)^2 \\
& - \frac{1}{3} \frac{(n+3)}{\Delta E_{1,n+1}} \left(\frac{2(n+5)}{5} \frac{1}{\Delta E_{2,n+2} \Delta E_{1,n+1}} + \frac{n}{15} \frac{1}{\Delta E_{2,n} \Delta E_{1,n+1}} + \frac{n}{15} \frac{1}{\Delta E_{2,n} \Delta E_{1,n-1}} \right)^2 \\
& - \frac{1}{3} \frac{n}{\Delta E_{1,n-1}} \left(\frac{(n+3)}{15} \frac{1}{\Delta E_{2,n} \Delta E_{1,n+1}} + \frac{(n+3)}{15} \frac{1}{\Delta E_{2,n} \Delta E_{1,n-1}} + \frac{2(n-2)}{5} \frac{1}{\Delta E_{2,n-2} \Delta E_{1,n-1}} \right)^2 \\
& + \left\{ \frac{2}{15} \frac{(n+3)(n+5)}{\Delta E_{2,n+2} \Delta E_{1,n+1}^2} + \frac{1}{45} \frac{n(n+3)}{\Delta E_{2,n}} \left(\frac{1}{\Delta E_{1,n+1}} + \frac{1}{\Delta E_{1,n-1}} \right) \right. \\
& + \left. \frac{2}{15} \frac{(n-2)n}{\Delta E_{2,n-2} \Delta E_{1,n-1}^2} \right\} \left(\frac{(n+3)}{3} \frac{1}{\Delta E_{1,n+1}^2} + \frac{n}{3} \frac{1}{\Delta E_{1,n-1}^2} \right) \\
& + \left\{ \frac{4}{15} \frac{(n+3)(n+5)}{\Delta E_{2,n+2} \Delta E_{1,n+1}^3} + \frac{2}{45} \frac{n(n+3)}{\Delta E_{2,n}} \left(\frac{1}{\Delta E_{1,n+1}^2} + \frac{1}{\Delta E_{1,n-1}^2} \right) \right. \\
& + \left. \frac{4}{15} \frac{(n-2)n}{\Delta E_{2,n-2} \Delta E_{1,n-1}^3} \right\} \left(\frac{(n+3)}{3\Delta E_{1,n+1}} + \frac{n}{3\Delta E_{1,n-1}} \right) \\
& + \left\{ \frac{2}{15} \frac{(n+3)(n+5)}{\Delta E_{2,n+2}^2 \Delta E_{1,n+1}^2} + \frac{1}{45} \frac{n(n+3)}{\Delta E_{2,n}^2} \left(\frac{1}{\Delta E_{1,n+1}} + \frac{1}{\Delta E_{1,n-1}} \right) \right. \\
& + \left. \frac{2}{15} \frac{(n-2)n}{\Delta E_{1,n-1}^2 \Delta E_{2,n-2}^2} \right\} \left(\frac{(n+3)}{3\Delta E_{1,n+1}} + \frac{n}{3\Delta E_{1,n-1}} \right) \\
& - \left(\frac{(n+3)}{3\Delta E_{1,n+1}^3} + \frac{n}{3\Delta E_{1,n-1}^3} \right) \left(\frac{(n+3)}{3\Delta E_{1,n+1}} + \frac{n}{3\Delta E_{1,n-1}} \right)^2 \\
& - \left. \left(\frac{(n+3)}{3\Delta E_{1,n+1}} + \frac{n}{3\Delta E_{1,n-1}} \right) \left(\frac{n+3}{3\Delta E_{1,n+1}^2} + \frac{n}{3\Delta E_{1,n-1}^2} \right) \right]^2 (zt)^6,
\end{aligned}$$

$$\begin{aligned}
D'_6 = & \frac{(zt)^6}{4} \left[-\frac{46}{525} \frac{n(n+3)(n+5)}{\Delta E_{3,n+1}} \left(\frac{1}{\Delta E_{1,n-1} \Delta E_{2,n}} + \frac{1}{\Delta E_{1,n+1} \Delta E_{2,n}} + \frac{1}{\Delta E_{1,n+1} \Delta E_{2,n+2}} \right)^2 \right. \\
& - \frac{46}{525} \frac{(n-2)n(n+3)}{\Delta E_{3,n-1}} \left(\frac{1}{\Delta E_{1,n-1} \Delta E_{2,n}} + \frac{1}{\Delta E_{1,n+1} \Delta E_{2,n}} + \frac{1}{\Delta E_{1,n-1} \Delta E_{2,n-2}} \right)^2 \\
& - \frac{18}{525} \frac{(n+3)(n+5)(n+7)}{\Delta E_{3,n+3} \Delta E_{1,n+1}^2 \Delta E_{2,n+2}^2} - \frac{18}{525} \frac{(n-4)(n-2)n}{\Delta E_{3,n-3} \Delta E_{1,n-1}^2 \Delta E_{2,n-2}^2} \\
& - \frac{1}{3} \frac{(n+2)(n+3)(n+5)}{\Delta E_{1,n+3}} \left(\frac{8}{15\Delta E_{2,n+2} \Delta E_{1,n+1}} + \frac{2}{3\Delta E_{0,n+2} \Delta E_{1,n+1}} \right)^2 \\
& - \frac{2}{3} \frac{(n+3)}{\Delta E_{1,n+1}} \left(\frac{7n}{15\Delta E_{2,n} \Delta E_{1,n+1}} + \frac{7n}{15\Delta E_{2,n} \Delta E_{1,n-1}} + \frac{2(n+5)}{15\Delta E_{2,n+2} \Delta E_{1,n+1}} + \frac{2(n+2)}{3\Delta E_{0,n+2} \Delta E_{1,n+1}} \right) \\
& \left(\frac{2(n+5)}{5\Delta E_{2,n+2} \Delta E_{1,n+1}} + \frac{n}{15\Delta E_{2,n} \Delta E_{1,n+1}} + \frac{n}{15\Delta E_{2,n} \Delta E_{1,n-1}} \right) \\
& - \left. \frac{1}{3} \frac{n}{\Delta E_{1,n-1}} \left(\frac{7(n+3)}{15\Delta E_{2,n} \Delta E_{1,n+1}} + \frac{7(n+3)}{15\Delta E_{2,n} \Delta E_{1,n-1}} + \frac{2(n-2)}{15\Delta E_{2,n-2} \Delta E_{1,n-1}} + \frac{2(n+1)}{3\Delta E_{0,n-2} \Delta E_{1,n-1}} \right) \right]^2
\end{aligned}$$

$$\begin{aligned}
& -\frac{1}{3} \frac{(n+3)}{\Delta E_{1,n+1}} \left(\frac{2(n+5)}{15\Delta E_{2,n+2}\Delta E_{1,n+1}} + \frac{2(n+2)}{3\Delta E_{0,n+2}\Delta E_{1,n+1}} + \frac{7n}{15\Delta E_{2,n}\Delta E_{1,n-1}} + \frac{7n}{15\Delta E_{2,n}\Delta E_{1,n+1}} \right)^2 \\
& -\frac{2}{3} \frac{n}{\Delta E_{1,n-1}} \left(\frac{(n+3)}{15\Delta E_{2,n}\Delta E_{1,n+1}} + \frac{(n+3)}{15\Delta E_{2,n}\Delta E_{1,n-1}} + \frac{2(n-2)}{5\Delta E_{2,n-2}\Delta E_{1,n-1}} \right) \\
& \quad \left(\frac{7(n+3)}{15\Delta E_{2,n}\Delta E_{1,n+1}} + \frac{7(n+3)}{15\Delta E_{2,n}\Delta E_{1,n-1}} + \frac{2(n-2)}{15\Delta E_{2,n-2}\Delta E_{1,n-1}} + \frac{2(n+1)}{3\Delta E_{0,n-2}\Delta E_{1,n-1}} \right) \\
& -\frac{1}{3} \frac{(n-2)n(n+1)}{\Delta E_{1,n-3}} \left(\frac{8}{15\Delta E_{2,n-2}\Delta E_{1,n-1}} + \frac{2}{3\Delta E_{0,n-2}\Delta E_{1,n-1}} \right)^2 \\
& + \left\{ \frac{4}{9} \frac{n(n+1)}{\Delta E_{1,n-1}^2 \Delta E_{0,n-2}} + \frac{4}{9} \frac{(n+2)(n+3)}{\Delta E_{1,n+1}^2 \Delta E_{0,n+2}} + \frac{2}{9} \frac{n(n-2)}{\Delta E_{1,n-1}^2 \Delta E_{2,n-2}} \right. \\
& + \frac{1}{3} \frac{n(n+3)}{\Delta E_{2,n}} \left(\frac{1}{\Delta E_{1,n+1}} + \frac{1}{\Delta E_{1,n-1}} \right)^2 + \frac{2}{9} \frac{(n+3)(n+5)}{\Delta E_{1,n+1}^2 \Delta E_{2,n+2}} \left. \right\} \left(\frac{(n+3)}{3\Delta E_{1,n+1}^2} + \frac{n}{3\Delta E_{1,n-1}^2} \right) \\
& + 2 \left\{ \frac{4}{9} \frac{n(n+1)}{\Delta E_{1,n-1}^3 \Delta E_{0,n-2}} + \frac{4}{9} \frac{(n+2)(n+3)}{\Delta E_{1,n+1}^3 \Delta E_{0,n+2}} + \frac{2}{9} \frac{n(n-2)}{\Delta E_{1,n-1}^3 \Delta E_{2,n-2}} + \frac{2}{9} \frac{(n+3)(n+5)}{\Delta E_{1,n+1}^3 \Delta E_{2,n+2}} \right. \\
& + \frac{1}{3} \frac{n(n+3)}{\Delta E_{2,n}} \left(\frac{1}{\Delta E_{1,n+1}} + \frac{1}{\Delta E_{1,n-1}} \right) \left(\frac{1}{\Delta E_{1,n+1}^2} + \frac{1}{\Delta E_{1,n-1}^2} \right) \left. \right\} \left(\frac{(n+3)}{3\Delta E_{1,n+1}} + \frac{n}{3\Delta E_{1,n-1}} \right) \\
& + \left\{ \frac{4}{9} \frac{n(n+1)}{\Delta E_{1,n-1}^2 \Delta E_{0,n-2}^2} + \frac{4}{9} \frac{(n+2)(n+3)}{\Delta E_{1,n+1}^2 \Delta E_{0,n+2}^2} + \frac{2}{9} \frac{n(n-2)}{\Delta E_{1,n-1}^2 \Delta E_{2,n-2}^2} \right. \\
& + \frac{1}{3} \frac{n(n+3)}{\Delta E_{2,n}^2} \left(\frac{1}{\Delta E_{1,n+1}} + \frac{1}{\Delta E_{1,n-1}} \right)^2 + \frac{2}{9} \frac{(n+3)(n+5)}{\Delta E_{1,n+1}^2 \Delta E_{2,n+2}^2} \left. \right\} \left(\frac{(n+3)}{3\Delta E_{1,n+1}} + \frac{n}{3\Delta E_{1,n-1}} \right) \\
& - 3 \left(\frac{(n+3)}{3\Delta E_{1,n+1}^3} + \frac{n}{3\Delta E_{1,n-1}^3} \right) \left(\frac{(n+3)}{3\Delta E_{1,n+1}} + \frac{n}{3\Delta E_{1,n-1}} \right)^2 \\
& - 3 \left(\frac{(n+3)}{3\Delta E_{1,n+1}} + \frac{n}{3\Delta E_{1,n-1}} \right) \left(\frac{(n+3)}{3\Delta E_{1,n+1}^2} + \frac{n}{3\Delta E_{1,n-1}^2} \right)^2 \Big] - \frac{3}{4} D_6.
\end{aligned}$$

Here, $\Delta E_{S,n+a} = E^0(S, n+a) - E^0(0, n)$.

Appendix C: Derivation of the TDGL equation

In this Appendix, we summarize the derivation of the TDGL equation (C25). Using the coherent-state path integral [58], the grand partition function for the spin-1 Bose-Hubbard model can be written as

$$\Xi = \int \prod_{\alpha} \mathcal{D}b_{i\alpha}^* \mathcal{D}b_{i\alpha} e^{-S(\{b_{i\alpha}\})}, \quad (\text{C1})$$

where the action $S(\{b_{i\alpha}\})$ is given by

$$\begin{aligned}
S(\{b_{i\alpha}\}) = & \int_0^\beta d\tau \left[\sum_{i,\alpha} (b_{i\alpha}^* \partial_\tau b_{i\alpha} - \mu b_{i\alpha}^* b_{i\alpha}) \right. \\
& - \sum_{i,j,\alpha} t_{ij} b_{i\alpha}^* b_{j\alpha} + \frac{U_0}{2} \sum_{i,\alpha,\beta} b_{i\alpha}^* b_{i\beta}^* b_{i\beta} b_{i\alpha} \\
& \left. + \frac{U_2}{2} \sum_{i,\alpha,\beta,\gamma,\delta} b_{i\alpha}^* b_{i\gamma}^* \mathbf{F}_{\alpha\beta} \cdot \mathbf{F}_{\gamma\delta} b_{i\beta} b_{i\delta} \right]. \quad (\text{C2})
\end{aligned}$$

Here, the creation and annihilation operators in Eq. (1) are replaced by the c -number field $b_{i\alpha}(\tau)$ that depends on imaginary time τ and site i . $\beta = 1/T$ is the inverse temperature and t_{ij} is an element of the hopping matrix \hat{t} . For the nearest-neighbor hopping term, t_{ij} is given as

$$t_{ij} = \begin{cases} t, & \text{if } i \text{ and } j \text{ are nearest neighboring,} \\ 0, & \text{otherwise.} \end{cases} \quad (\text{C3})$$

We introduce the auxiliary fields $\phi_{i\alpha}$ and $\phi_{i\alpha}^*$ via the Hubbard-Stratnovich transformation [59]:

$$\begin{aligned}
& \int \mathcal{D}\phi_{i\alpha}^* \mathcal{D}\phi_{i\alpha} \exp \left[- \int d\tau (\vec{\phi}_\alpha^\dagger - \vec{b}_\alpha^\dagger \hat{t})(\hat{t})^{-1} (\vec{\phi}_\alpha - \hat{t} \vec{b}_\alpha) \right] \\
& = \text{const}, \quad (\text{C4})
\end{aligned}$$

where $\vec{\phi}_\alpha = (\{\phi_{i\alpha}\})^T$ and $\vec{b}_\alpha = (\{b_{i\alpha}\})^T$. Multiplying Eq. (C4) to Eq. (C2), we obtain

$$\Xi = \int \prod_{\alpha} \mathcal{D}\phi_{i\alpha}^* \mathcal{D}\phi_{i\alpha} \prod_{\alpha} \mathcal{D}b_{i\alpha}^* \mathcal{D}b_{i\alpha} e^{-S(\{b_{i\alpha}\}, \{\phi_{i\alpha}\})}, \quad (\text{C5})$$

where

$$S = \int_0^\beta d\tau \sum_{i,j,\alpha} \phi_{i\alpha}^* (\hat{t}^{-1})_{ij} \phi_{j\alpha} + S^0 + S^{\text{pert}}, \quad (\text{C6})$$

$$S^0 = \int_0^\beta d\tau \left[\sum_{i,\alpha} (b_{i\alpha}^* \partial_\tau b_{i\alpha} - \mu b_{i\alpha}^* b_{i\alpha}) + \frac{U_0}{2} \sum_{i,\alpha,\beta} b_{i\alpha}^* b_{i\beta}^* b_{i\beta} b_{i\alpha} + \frac{U_2}{2} \sum_{i,\alpha,\beta,\gamma,\delta} b_{i\alpha}^* b_{i\gamma}^* \mathbf{F}_{\alpha\beta} \cdot \mathbf{F}_{\gamma\delta} b_{i\beta} b_{i\gamma} \right], \quad (\text{C7})$$

$$S^{\text{pert}} = - \int_0^\beta d\tau \sum_{i,\alpha} (\phi_{i\alpha} b_{i\alpha}^* + \text{c.c.}). \quad (\text{C8})$$

Integrating out $b_{i\alpha}$ and $b_{i\alpha}^*$, we obtain

$$\Xi = \int \prod_\alpha \mathcal{D}\phi_{i\alpha}^* \mathcal{D}\phi_{i\alpha} e^{-S^{\text{eff}}(\{\phi_{i\alpha}\})}, \quad (\text{C9})$$

where the effective action S^{eff} is given by

$$S^{\text{eff}} = E^0(0, n) N_s \beta - \log \langle e^{-S^{\text{pert}}} \rangle_0 + \int_0^\beta d\tau \sum_{i,j,\alpha} (\hat{t}^{-1})_{ij} \phi_{i\alpha}^* \phi_{j\alpha}. \quad (\text{C10})$$

Here, $\langle \hat{\mathcal{O}} \rangle_0$ denotes the expectation value of the operator $\hat{\mathcal{O}}$ with respect to S^0 :

$$\langle \hat{\mathcal{O}} \rangle_0 \equiv \frac{\int \prod_\alpha \mathcal{D}b_{i\alpha} \mathcal{D}b_{i\alpha}^* \hat{\mathcal{O}} e^{-S^0}}{\int \prod_\alpha \mathcal{D}b_{i\alpha} \mathcal{D}b_{i\alpha}^* e^{-S^0}}. \quad (\text{C11})$$

We perform the cumulant expansion in the second term in Eq. (C10) as [60]

$$\log \langle e^{-S^{\text{pert}}} \rangle_0 \sim \frac{1}{2!} \langle (S^{\text{pert}})^2 \rangle_c + \frac{1}{4!} \langle (S^{\text{pert}})^4 \rangle_c + \frac{1}{6!} \langle (S^{\text{pert}})^6 \rangle_c, \quad (\text{C12})$$

where $\langle \hat{\mathcal{O}} \rangle_c$ denotes the cumulant average of $\hat{\mathcal{O}}$ defined as

$$\log \langle e^{\hat{\mathcal{O}}} \rangle_0 = \sum_{n=1}^{\infty} \frac{\langle (\hat{\mathcal{O}})^n \rangle_c}{n!}. \quad (\text{C13})$$

We note that, since Eq. (C6) is invariant under the U(1) gauge transformation $b_{i\alpha} \rightarrow e^{i\theta} b_{i\alpha}$ and $\phi_{i\alpha} \rightarrow e^{i\theta} \phi_{i\alpha}$, all the odd-order terms in the cumulant expansion (C12) vanish. Each term in the right hand side of Eq. (C12) can be written as

$$\langle (S^{\text{pert}})^2 \rangle_c = \langle (S^{\text{pert}})^2 \rangle_0, \quad (\text{C14})$$

$$\langle (S^{\text{pert}})^4 \rangle_c = \langle (S^{\text{pert}})^4 \rangle_0 - 3 \langle (S^{\text{pert}})^2 \rangle_0^2, \quad (\text{C15})$$

$$\langle (S^{\text{pert}})^6 \rangle_c = \langle (S^{\text{pert}})^6 \rangle_0 - 15 \langle (S^{\text{pert}})^2 \rangle_0 \langle (S^{\text{pert}})^4 \rangle_0 + 30 \langle (S^{\text{pert}})^2 \rangle_0^3. \quad (\text{C16})$$

To describe the critical behavior of the SF phase, it is sufficient to retain the first and second-order time-derivative terms [58]. Using Eqs. (C14)-(C16) and taking the zero-temperature limit $\beta \rightarrow \infty$, we obtain

$$S^{\text{eff}} \sim \int_0^\infty d\tau \left\{ E^0(0, n) N_s + \sum_{i,j,\alpha} (\hat{t}^{-1})_{ij} \phi_{i\alpha}^* \phi_{j\alpha} + \sum_{i,\alpha} \left[K \frac{\phi_{i\alpha}^*}{zt} \frac{\partial_\tau \phi_{i\alpha}}{zt} + J \left| \frac{\partial_\tau \phi_{i\alpha}^*}{zt} \right|^2 + (C_2 - zt) \left| \frac{\phi_{i\alpha}}{zt} \right|^2 + C_4 \left| \frac{\phi_{i\alpha}}{zt} \right|^4 + C_6 \left| \frac{\phi_{i\alpha}}{zt} \right|^6 \right] + \sum_i \left[C'_4 \left(\sum_{\alpha,\beta} \frac{\phi_{i\alpha}^*}{zt} \mathbf{F}_{\alpha\beta} \frac{\phi_{i\beta}}{zt} \right)^2 + C'_6 \left(\sum_{\alpha,\beta} \frac{\phi_{i\alpha}^*}{zt} \mathbf{F}_{\alpha\beta} \frac{\phi_{i\beta}}{zt} \right) \sum_\alpha \left| \frac{\phi_{i\alpha}}{zt} \right|^2 \right] \right\}, \quad (\text{C17})$$

where K and J are given by

$$K = \frac{(zt)^2}{3} \left[\frac{n+3}{\Delta E_{1,n+1}^2} - \frac{n}{\Delta E_{1,n-1}^2} \right], \quad (\text{C18})$$

$$J = \frac{(zt)^2}{3} \left[\frac{n+3}{\Delta E_{1,n+1}^3} + \frac{n}{\Delta E_{1,n-1}^3} \right]. \quad (\text{C19})$$

By the Fourier transform, the second term in Eq. (C17) can be written as

$$\int_0^\infty d\tau \sum_{i,j,\alpha} (\hat{t}^{-1})_{ij} \phi_{i\alpha}^* \phi_{j\alpha} = \sum_{\mathbf{k}, \omega, \alpha} \frac{|\bar{\phi}_\alpha(\mathbf{k}, \omega)|^2}{\epsilon_{\mathbf{k}}} \sim \sum_{\mathbf{k}, \omega, \alpha} \left| \frac{\bar{\phi}_\alpha(\mathbf{k}, \omega)}{zt} \right|^2 [zt + (k\alpha)^2], \quad (\text{C20})$$

where

$$\phi_{i\alpha}(\tau) = \sum_{\mathbf{k}, \omega} \bar{\phi}_{\alpha}(\mathbf{k}, \omega) e^{i(\mathbf{k} \cdot \mathbf{r}_i - \omega \tau)}, \quad (\text{C21})$$

$$\epsilon_{\mathbf{k}} = 2t \sum_{l=1}^d \cos(k_l a). \quad (\text{C22})$$

Here, $\mathbf{r}_i \equiv (x_i a, y_i a, z_i a)^T$ and a is the lattice constant. We have taken the long-wavelength limit, i.e., $ka \ll 1$ in Eq. (C20). In the continuum limit that is effective in the vicinity of the phase boundary, making replacements $\phi_{i\alpha}(\tau)/(a^{d/2} z t) \rightarrow \Psi_{\alpha}(\tau, \mathbf{r})$, S^{eff} reduces to the Ginzburg-Landau (GL) action S^{GL} :

$$S^{\text{GL}} = \int_0^{\infty} d\tau \int d^d x \left[E^0(0, n) + K \Psi^{\dagger} \partial_{\tau} \Psi + J (\partial_{\tau} \Psi^{\dagger}) (\partial_{\tau} \Psi) + \frac{1}{2m^*} (\nabla \Psi^{\dagger}) \cdot (\nabla \Psi) \right. \\ \left. + C_2 (\Psi^{\dagger} \Psi) + c_4 (\Psi^{\dagger} \Psi)^2 + c_6 (\Psi^{\dagger} \Psi)^3 + c'_4 \langle\langle \mathbf{F} \rangle\rangle^2 + c'_6 \langle\langle \mathbf{F} \rangle\rangle^2 (\Psi^{\dagger} \Psi) \right]. \quad (\text{C23})$$

Here, $c_4 = a^d C_4$, $c'_4 = a^d C'_4$, $c_6 = a^{2d} C_6$, $c'_6 = a^{2d} C'_6$, $\Psi = (\Psi_1, \Psi_0, \Psi_{-1})^T$ is the SF order parameter, $\langle\langle \mathbf{F} \rangle\rangle = \sum_{\alpha, \beta} \Psi_{\alpha}^* \mathbf{F}_{\alpha\beta} \Psi_{\beta}$ is the spin average, and $m^* = 1/(2ta^2)$ is the effective mass. Setting $\partial_{\tau} \Psi_{\alpha} = 0$ in Eq. (C23), the energy functional for a static solution Ψ can be written as

$$\mathcal{K}(\{\Psi\}) = \int d^d x \left[\frac{1}{2m^*} (\nabla \Psi^{\dagger}) \cdot (\nabla \Psi) + C_2 (\Psi^{\dagger} \Psi) + c_4 (\Psi^{\dagger} \Psi)^2 + c_6 (\Psi^{\dagger} \Psi)^3 + c'_4 \langle\langle \mathbf{F} \rangle\rangle^2 + c'_6 \langle\langle \mathbf{F} \rangle\rangle^2 (\Psi^{\dagger} \Psi) \right]. \quad (\text{C24})$$

From $\frac{\delta S^{\text{GL}}}{\delta \Psi_{\alpha}^*} = 0$, we finally obtain the TDGL equation

$$iK \partial_t \Psi_{\alpha} - J \partial_t^2 \Psi_{\alpha} = -\frac{\nabla^2}{2m^*} \Psi_{\alpha} + C_2 \Psi_{\alpha} + 2c_4 (\Psi^{\dagger} \Psi) \Psi_{\alpha} + 3c_6 (\Psi^{\dagger} \Psi)^2 \Psi_{\alpha} + c'_6 \langle\langle \mathbf{F} \rangle\rangle^2 \Psi_{\alpha} \\ + 2c'_4 \langle\langle \mathbf{F} \rangle\rangle \cdot \sum_{\beta} (\mathbf{F}_{\alpha\beta} \Psi_{\beta}) + 2c'_6 (\Psi^{\dagger} \Psi) \langle\langle \mathbf{F} \rangle\rangle \cdot \sum_{\beta} (\mathbf{F}_{\alpha\beta} \Psi_{\beta}). \quad (\text{C25})$$

Note that Eq. (C25) is valid for low energy dynamics, in which slow temporal variation of Ψ is allowed. If $K \neq 0$, the first-order time-derivative term is dominant and the second-order one should be neglected.

Appendix D: Conservation laws

In this Appendix, we derive the conservation laws associated with the U(1) gauge and spin rotational symmetries. We also derive the expressions for mass current (50) and spin current (51) from the GL action (C23).

We first study the conservation law associated with the U(1) gauge symmetry. The following argument is based on Refs. [38, 61]. Under an infinitesimal U(1) gauge transformation $\Psi_{\alpha} \rightarrow e^{i\delta\theta(\mathbf{r})} \Psi_{\alpha} \sim \Psi_{\alpha} + i\delta\theta(\mathbf{r}) \Psi_{\alpha}$, the variation of the GL action (C23) is given as

$$\delta S^{\text{GL}} = i\delta\theta \int_0^{\infty} d\tau \int d^d x \left\{ K \partial_{\tau} (\Psi^{\dagger} \Psi) \right. \\ \left. + J \partial_{\tau} [(\partial_{\tau} \Psi^{\dagger}) \Psi - \Psi^{\dagger} \partial_{\tau} \Psi] \right. \\ \left. + \frac{1}{2m^*} \nabla \cdot [(\nabla \Psi^{\dagger}) \Psi - \Psi^{\dagger} \nabla \Psi] \right\}. \quad (\text{D1})$$

From $\delta S^{\text{GL}} = 0$ for arbitrary $\delta\theta$, we obtain the continuity equation

$$\partial_t (K\rho + Jq) + \nabla \cdot \mathbf{j}_m = 0, \quad (\text{D2})$$

where ρ and \mathbf{j}_m denote the superfluid density and superfluid mass current, respectively, defined as

$$\rho = \Psi^{\dagger} \Psi, \quad (\text{D3})$$

$$q = \frac{1}{i} [(\partial_t \Psi^{\dagger}) \Psi - \Psi^{\dagger} (\partial_t \Psi)], \quad (\text{D4})$$

$$\mathbf{j}_m = \frac{1}{2im^*} [\Psi^{\dagger} \nabla \Psi - (\nabla \Psi^{\dagger}) \Psi]. \quad (\text{D5})$$

We clarify the physical meaning of q below. If $K \neq 0$, neglecting q , Eq. (D2) reduces to

$$\partial_t \rho + \frac{1}{K} \nabla \cdot \mathbf{j}_m = 0. \quad (\text{D6})$$

Equation (D6) represents the conservation of superfluid density.

If $K = 0$, keeping q , Eq. (D6) reduces to

$$\partial_t q + \frac{1}{J} \nabla \cdot \mathbf{j}_m = 0. \quad (\text{D7})$$

Before discussing the interpretation of q , we show that $K = 0$ holds for a commensurate filling in the SF phase. We first note that Eq. (C6) is invariant under the following local gauge transformation

$$b_{i\alpha} \rightarrow e^{i\eta(\tau)} b_{i\alpha}, \\ \phi_{i\alpha} \rightarrow e^{i\eta(\tau)} \phi_{i\alpha}, \\ \mu \rightarrow \mu + i\partial_{\tau} \eta(\tau). \quad (\text{D8})$$

TABLE I. Matrix elements

S	m	$M_{1,S,m,n}$	$M_{0,S,m,n}$	$M_{-1,S,m,n}$	$N_{1,S,m,n}$	$N_{0,S,m,n}$	$N_{-1,S,m,n}$
0	0	$\sqrt{\frac{n+3}{3}}$	$\sqrt{\frac{n+3}{3}}$	$\sqrt{\frac{n+3}{3}}$	0	0	0
1	1	$\sqrt{\frac{2(n+4)}{5}}$	$\sqrt{\frac{n+4}{5}}$	$\sqrt{\frac{n+4}{15}}$	0	0	$-\sqrt{\frac{n+1}{3}}$
1	0	$\sqrt{\frac{n+4}{5}}$	$2\sqrt{\frac{n+4}{15}}$	$\sqrt{\frac{n+4}{5}}$	0	$\sqrt{\frac{n+1}{3}}$	0
1	-1	$\sqrt{\frac{n+4}{15}}$	$\sqrt{\frac{n+4}{5}}$	$\sqrt{\frac{2(n+4)}{5}}$	$-\sqrt{\frac{n+1}{3}}$	0	0
2	2	$\sqrt{\frac{3(n+5)}{7}}$	$\sqrt{\frac{n+5}{7}}$	$\sqrt{\frac{3(n+5)}{105}}$	0	0	$-\sqrt{\frac{2n}{5}}$
2	1	$\sqrt{\frac{2(n+5)}{7}}$	$2\sqrt{\frac{6(n+5)}{105}}$	$3\sqrt{\frac{n+5}{105}}$	0	$\sqrt{\frac{n}{5}}$	$-\sqrt{\frac{n}{5}}$
2	0	$3\sqrt{\frac{2(n+5)}{105}}$	$3\sqrt{\frac{3(n+5)}{105}}$	$3\sqrt{\frac{2(n+5)}{105}}$	$-\sqrt{\frac{n}{15}}$	$2\sqrt{\frac{n}{15}}$	$-\sqrt{\frac{n}{15}}$
2	-1	$3\sqrt{\frac{n+5}{105}}$	$2\sqrt{\frac{6(n+5)}{105}}$	$\sqrt{\frac{2(n+5)}{7}}$	$-\sqrt{\frac{n}{5}}$	$\sqrt{\frac{n}{5}}$	0
2	-2	$\sqrt{\frac{3(n+5)}{105}}$	$\sqrt{\frac{n+5}{7}}$	$\sqrt{\frac{3(n+5)}{7}}$	$-\sqrt{\frac{2n}{5}}$	0	0
3	3	$\frac{2}{3}\sqrt{n+6}$	$\frac{1}{3}\sqrt{n+6}$	$\frac{1}{3}\sqrt{\frac{n+6}{7}}$	0	0	$-\sqrt{\frac{3(n-1)}{7}}$
3	2	$\sqrt{\frac{n+6}{3}}$	$2\sqrt{\frac{n+6}{21}}$	$\sqrt{\frac{n+6}{21}}$	0	$\sqrt{\frac{n-1}{7}}$	$-\sqrt{\frac{2(n-1)}{7}}$
3	1	$\sqrt{\frac{5(n+6)}{21}}$	$\sqrt{\frac{5(n+6)}{21}}$	$\sqrt{\frac{2(n+6)}{21}}$	$-\sqrt{\frac{n-1}{35}}$	$2\sqrt{\frac{2(n-1)}{35}}$	$-\sqrt{\frac{6(n-1)}{35}}$
3	0	$\sqrt{\frac{10(n+6)}{63}}$	$\sqrt{\frac{16(n+6)}{63}}$	$\sqrt{\frac{10(n+6)}{63}}$	$-\sqrt{\frac{3(n-1)}{35}}$	$3\sqrt{\frac{n-1}{35}}$	$-\sqrt{\frac{3(n-1)}{35}}$
3	-1	$\sqrt{\frac{2(n+6)}{21}}$	$\sqrt{\frac{5(n+6)}{21}}$	$\sqrt{\frac{5(n+6)}{21}}$	$-\sqrt{\frac{6(n-1)}{35}}$	$2\sqrt{\frac{2(n-1)}{35}}$	$-\sqrt{\frac{n-1}{35}}$
3	-2	$\sqrt{\frac{n+6}{21}}$	$2\sqrt{\frac{n+6}{21}}$	$\sqrt{\frac{n+6}{3}}$	$-\sqrt{\frac{2(n-1)}{7}}$	$\sqrt{\frac{n-1}{7}}$	0
3	-3	$\frac{1}{3}\sqrt{\frac{n+6}{7}}$	$\frac{1}{3}\sqrt{n+6}$	$\frac{2}{3}\sqrt{n+6}$	$-\sqrt{\frac{3(n-1)}{7}}$	0	0

The GL action (C23) should be invariant under the corresponding transformation $\Psi_\alpha \rightarrow e^{i\eta(\tau)}\Psi_\alpha$, which requires the condition

$$K = -\frac{\partial C_2}{\partial \mu}. \quad (\text{D9})$$

We can directly confirm Eq. (D9) from Eqs. (B12) and (C18). On the other hand, in the vicinity of the phase boundary, the ground state energy can be expanded by the superfluid density n_c as

$$E = E^0(0, n) + C_2 n_c + O(n_c^2). \quad (\text{D10})$$

The expectation value of the filling number is given by

$$\langle \hat{n} \rangle = -\frac{\partial E}{\partial \mu} \sim n - \frac{\partial C_2}{\partial \mu} n_c. \quad (\text{D11})$$

In the MI phase, $\langle \hat{n} \rangle$ is an integer because $n_c = 0$ as expected. Meanwhile, since $n_c \neq 0$, $\langle \hat{n} \rangle$ takes an integer value only if $-\partial C_2/\partial \mu = 0$ in the SF phase. Thus, $K = 0$ holds for a commensurate filling in the SF phase. Furthermore, when $K = 0$, the TDGL equation (C25) is invariant under the transformation $\Psi_\alpha \leftrightarrow \Psi_\alpha^*$, i.e., particle-hole symmetric [38, 58, 62].

Equation (D8) implies that the transformation $b_{i\alpha} \rightarrow e^{i\eta} b_{i\alpha}$ and $\phi_{i\alpha} \rightarrow e^{i\eta} \phi_{i\alpha}$ is equivalent to the shift of μ : $\mu \rightarrow \mu - i\partial_\tau \eta$ [58]. The infinitesimal shift of the chemical potential $\mu \rightarrow \mu + i\delta\eta$ is, therefore, equivalent to the transformation of Ψ_α :

$$\Psi_\alpha \rightarrow e^{-i\delta\eta(\tau)}\Psi_\alpha \sim \Psi_\alpha - i\delta\eta(\tau)\Psi_\alpha. \quad (\text{D12})$$

The variation of S^{GL} under Eq. (D12) is given by

$$\delta S^{\text{GL}} = -\delta\mu \int d^d x (K\rho + Jq), \quad (\text{D13})$$

where $\delta\mu = i\partial_\tau \eta(\tau)$. Comparing Eq. (D13) with $\delta S^{\text{GL}} = (\delta S^{\text{GL}}/\delta\mu(\tau))\delta\mu(\tau)$, we obtain

$$-\frac{\delta S^{\text{GL}}}{\delta\mu(\tau)} = \int d^d x (K\rho + Jq). \quad (\text{D14})$$

The left hand side of Eq. (D14) represents the deviation of particle number from the static value. For a commensurate filling, setting $K = 0$, Eq. (D14) reduces to

$$-\frac{\delta S^{\text{GL}}}{\delta\mu(\tau)} = \int d^d x Jq. \quad (\text{D15})$$

We thus find that q means the deviation of particle density from a commensurate filling.

We next derive the conservation law associated with the spin rotational symmetry. We introduce an infinitesimal spin rotation about a unit vector \mathbf{n} :

$$\Psi \rightarrow e^{-i(\mathbf{n}\cdot\mathbf{F})\delta\lambda}\Psi \sim \Psi - i(\mathbf{n}\cdot\mathbf{F})\delta\lambda\Psi. \quad (\text{D16})$$

The variation of the GL action (C23) under Eq. (D16) is given by

$$\begin{aligned} \delta S^{\text{GL}} = & -i\delta\lambda \int_0^\infty d\tau \int d^d x \{ K \partial_\tau [\Psi^\dagger(\mathbf{n} \cdot \mathbf{F})\Psi] \\ & + J \partial_\tau [(\partial_\tau \Psi^\dagger)(\mathbf{n} \cdot \mathbf{F})\Psi - \Psi^\dagger(\mathbf{n} \cdot \mathbf{F})\partial_\tau \Psi] \\ & + \frac{1}{2m^*} \nabla \cdot [(\nabla \Psi^\dagger)(\mathbf{n} \cdot \mathbf{F})\Psi - \Psi^\dagger(\mathbf{n} \cdot \mathbf{F})\nabla \Psi] \}. \end{aligned} \quad (\text{D17})$$

$\delta S^{\text{GL}} = 0$ for arbitrary $\delta\lambda$ yields the continuity equation

$$\partial_t(K\rho_s^n + Jq_s^n) + \nabla \cdot \mathbf{j}_s^n = 0, \quad (\text{D18})$$

where ρ_s^n denotes the magnetization density for the component along \mathbf{n} and \mathbf{j}_s^n the spin current for ρ_s^n . They are defined as

$$\begin{aligned} \rho_s^n &= \Psi^\dagger(\mathbf{n} \cdot \mathbf{F})\Psi, \quad (\text{D19}) \\ q_s^n &= \frac{1}{i} [(\partial_t \Psi^\dagger)(\mathbf{n} \cdot \mathbf{F})\Psi - \Psi^\dagger(\mathbf{n} \cdot \mathbf{F})\partial_t \Psi], \quad (\text{D20}) \\ \mathbf{j}_s^n &= \frac{1}{2im^*} [\Psi^\dagger(\mathbf{n} \cdot \mathbf{F})\nabla \Psi - (\nabla \Psi^\dagger)(\mathbf{n} \cdot \mathbf{F})\Psi]. \end{aligned} \quad (\text{D21})$$

We clarify the physical meaning of q_s^n below. If $K \neq 0$, neglecting q_s^n , Eq. (D18) represents the conservation of magnetization for the component along \mathbf{n} .

Analogous to Eq. (D8), we consider the following transformation under a spin rotation

$$\begin{aligned} \vec{b}_i &\rightarrow e^{-i(\mathbf{n} \cdot \mathbf{F})\nu(\tau)} \vec{b}_i, \\ \vec{\phi}_i &\rightarrow e^{-i(\mathbf{n} \cdot \mathbf{F})\nu(\tau)} \vec{\phi}_i, \end{aligned} \quad (\text{D22})$$

where $\vec{b}_i = (b_{i1}, b_{i0}, b_{i-1})^T$ and $\vec{\phi}_i = (\phi_{i1}, \phi_{i0}, \phi_{i-1})^T$. Under the transformation (D22), Eq. (C6) is transformed

as

$$S \rightarrow S - \int_0^\beta d\tau \mathbf{H}(\tau) \cdot \int d^d x \langle \mathbf{F} \rangle_b. \quad (\text{D23})$$

Here, $\mathbf{H} = i\partial_\tau \nu \mathbf{n}$ and $\langle \mathbf{F} \rangle_b = \sum_{\alpha, \beta} b_{i\alpha}^* (e^{i\mathbf{F} \cdot \mathbf{n} \nu} \mathbf{F} e^{-i\mathbf{F} \cdot \mathbf{n} \nu}) b_{i\beta}$. Equation (D23) shows that the transformation (D22) is equivalent to application of magnetic field \mathbf{H} in the direction of \mathbf{n} .

The transformation of Ψ that corresponds to Eq. (D22) is $\Psi \rightarrow e^{-i(\mathbf{n} \cdot \mathbf{F})\nu(\tau)} \Psi$. Under an infinitesimal spin rotation $\Psi \rightarrow e^{-i(\mathbf{n} \cdot \mathbf{F})\delta\nu} \Psi \sim \Psi - i(\mathbf{n} \cdot \mathbf{F})\delta\nu \Psi$, the variation of Eq. (C23) is given by

$$\delta S^{\text{GL}} = -\delta \mathbf{H}(\tau) \cdot \int d^d x (K \langle \mathbf{F} \rangle + J \mathbf{q}_s), \quad (\text{D24})$$

where $\delta \mathbf{H}(\tau) = i\delta\partial_\tau \nu(\tau) \mathbf{n}$. Comparing Eq. (D24) and

$$\delta S^{\text{GL}} = \frac{\delta S^{\text{GL}}}{\delta \mathbf{H}} \cdot \delta \mathbf{H}, \quad (\text{D25})$$

we obtain

$$-\frac{\delta S^{\text{GL}}}{\delta \mathbf{H}} = \int d^d x (K \langle \mathbf{F} \rangle + J \mathbf{q}_s), \quad (\text{D26})$$

where $\mathbf{n} \cdot \mathbf{q}_s = q_s^n$. The left hand side of Eq. (D26) represents the magnetization along \mathbf{H} . In the case of a commensurate filling, i.e., $K = 0$, we obtain

$$-\frac{\delta S^{\text{GL}}}{\delta \mathbf{H}} = \int d^d x J \mathbf{q}_s. \quad (\text{D27})$$

We thus find that the q_s^n represents the deviation of magnetization density from the value for a commensurate filling.

-
- [1] M. Lewenstein, A. Sanpera, V. Ahufinger, B. Damski, A. Sen(De), and U. Sen, *Advances in Physics* **56**, 243 (2007).
- [2] M. Lewenstein, A. Sanpera, and V. Ahufinger, *Ultracold Atoms in Optical Lattices: Simulating quantum many-body systems* (OUP Oxford, 2012).
- [3] J. J. García-Ripoll, M. A. Martin-Delgado, and J. I. Cirac, *Phys. Rev. Lett.* **93**, 250405 (2004).
- [4] A. Imambekov, M. Lukin, and E. Demler, *Phys. Rev. Lett.* **93**, 120405 (2004).
- [5] A. Widera, F. Gerbier, S. Fölling, T. Gericke, O. Mandel, and I. Bloch, *Phys. Rev. Lett.* **95**, 190405 (2005).
- [6] M. Yamashita and M. W. Jack, *Phys. Rev. A* **76**, 023606 (2007).
- [7] M. Shinozaki, S. Tsuchiya, S. Abe, T. Ozaki, and T. Nikuni, *Journal of Low Temperature Physics* **175**, 236 (2013).
- [8] D. M. Stamper-Kurn and M. Ueda, *Rev. Mod. Phys.* **85**, 1191 (2013).
- [9] K. Fujimoto, R. Hamazaki, and M. Ueda, *Phys. Rev. Lett.* **122**, 173001 (2019).
- [10] E. Demler and F. Zhou, *Phys. Rev. Lett.* **88**, 163001 (2002).
- [11] S. Tsuchiya, S. Kurihara, and T. Kimura, *Phys. Rev. A* **70**, 043628 (2004).
- [12] M. Rizzi, D. Rossini, G. De Chiara, S. Montangero, and R. Fazio, *Phys. Rev. Lett.* **95**, 240404 (2005).
- [13] M. Łącki, S. Paganelli, V. Ahufinger, A. Sanpera, and J. Zakrzewski, *Phys. Rev. A* **83**, 013605 (2011).
- [14] T. Kimura, S. Tsuchiya, and S. Kurihara, *Phys. Rev. Lett.* **94**, 110403 (2005).
- [15] K. V. Krutitsky, M. Timmer, and R. Graham, *Phys. Rev. A* **71**, 033623 (2005).
- [16] G. G. Batrouni, F. F. Assaad, R. T. Scalettar, and P. J. H. Denteneer, *Phys. Rev. A* **72**, 031601 (2005).
- [17] D. Yamamoto, T. Ozaki, C. A. R. Sá de Melo, and I. Danshita, *Phys. Rev. A* **88**, 033624 (2013).
- [18] S. K. Yip, *Phys. Rev. Lett.* **90**, 250402 (2003).
- [19] A. Imambekov, M. Lukin, and E. Demler, *Phys. Rev. A* **68**, 063602 (2003).

- [20] F. Zhou and M. Snoek, *Annals of Physics* **308**, 692 (2003).
- [21] M. Snoek and F. Zhou, *Phys. Rev. B* **69**, 094410 (2004).
- [22] V. Apaja and O. F. Syljuåsen, *Phys. Rev. A* **74**, 035601 (2006).
- [23] J.-S. Bernier, K. Sengupta, and Y. B. Kim, *Phys. Rev. B* **74**, 155124 (2006).
- [24] L. de Forges de Parny, F. Hébert, V. G. Rousseau, and G. G. Batrouni, *Phys. Rev. B* **88**, 104509 (2013).
- [25] B. K. Alavani, A. Das, and R. V. Pai, *Journal of Physics B: Atomic, Molecular and Optical Physics* **51**, 145302 (2018).
- [26] L. de Forges de Parny and V. G. Rousseau, *Phys. Rev. A* **97**, 023628 (2018).
- [27] J. Jiang, L. Zhao, S.-T. Wang, Z. Chen, T. Tang, L.-M. Duan, and Y. Liu, *Phys. Rev. A* **93**, 063607 (2016).
- [28] J. O. Austin, Z. Chen, Z. N. Shaw, K. W. Mahmud, and Y. Liu, Quantum critical dynamics in a spinor Hubbard model quantum simulator (2020), arXiv:2011.07116 [cond-mat.quant-gas].
- [29] S. Burger, F. S. Cataliotti, C. Fort, F. Minardi, M. Inguscio, M. L. Chiofalo, and M. P. Tosi, *Phys. Rev. Lett.* **86**, 4447 (2001).
- [30] F. S. Cataliotti, L. Fallani, F. Ferlaino, C. Fort, P. Maddaloni, and M. Inguscio, *New Journal of Physics* **5**, 71 (2003).
- [31] L. Fallani, L. De Sarlo, J. E. Lye, M. Modugno, R. Saers, C. Fort, and M. Inguscio, *Phys. Rev. Lett.* **93**, 140406 (2004).
- [32] L. De Sarlo, L. Fallani, J. E. Lye, M. Modugno, R. Saers, C. Fort, and M. Inguscio, *Phys. Rev. A* **72**, 013603 (2005).
- [33] J. Mun, P. Medley, G. K. Campbell, L. G. Marcassa, D. E. Pritchard, and W. Ketterle, *Phys. Rev. Lett.* **99**, 150604 (2007).
- [34] A. J. Ferris, M. J. Davis, R. W. Geursen, P. B. Blakie, and A. C. Wilson, *Phys. Rev. A* **77**, 012712 (2008).
- [35] B. Wu and Q. Niu, *Phys. Rev. A* **64**, 061603 (2001).
- [36] E. Altman and A. Auerbach, *Phys. Rev. Lett.* **89**, 250404 (2002).
- [37] W. Biao and N. Qian, *New Journal of Physics* **5**, 104 (2003).
- [38] A. Polkovnikov, E. Altman, E. Demler, B. Halperin, and M. D. Lukin, *Phys. Rev. A* **71**, 063613 (2005).
- [39] E. Altman, A. Polkovnikov, E. Demler, B. I. Halperin, and M. D. Lukin, *Phys. Rev. Lett.* **95**, 020402 (2005).
- [40] R. Asaoka, H. Tsuchiura, M. Yamashita, and Y. Toga, *Phys. Rev. A* **93**, 013628 (2016).
- [41] J. H. Kim, S. W. Seo, and Y. Shin, *Phys. Rev. Lett.* **119**, 185302 (2017).
- [42] Y. Wu, *Phys. Rev. A* **54**, 4534 (1996).
- [43] T.-L. Ho and S. K. Yip, *Phys. Rev. Lett.* **84**, 4031 (2000).
- [44] T.-L. Ho, *Phys. Rev. Lett.* **81**, 742 (1998).
- [45] F. Zhou, *Phys. Rev. Lett.* **87**, 080401 (2001).
- [46] T. Ohmi and K. Machida, *Journal of the Physical Society of Japan* **67**, 1822 (1998).
- [47] L. Landau and E. Lifshitz, *Statistical Physics: Volume 5*, 5 (Elsevier Science, 2013).
- [48] J. Goldstone, A. Salam, and S. Weinberg, *Phys. Rev.* **127**, 965 (1962).
- [49] P. de Gennes and J. Prost, *The Physics of Liquid Crystals*, International Series of Monogr (Clarendon Press, 1993).
- [50] R. Barnett, A. Turner, and E. Demler, *Phys. Rev. Lett.* **97**, 180412 (2006).
- [51] E. Yukawa and M. Ueda, *Phys. Rev. A* **86**, 063614 (2012).
- [52] The healing length ξ can be derived as follows: substituting $\Psi = \sqrt{\rho^0 + \delta\rho(x)}(0, 1, 0)^T$ into the TDGL equation (26) and linearizing by $\delta\rho(x)$, one obtains $\delta\rho(x) \propto e^{-x/\xi}$, where ρ^0 is the equilibrium SF density and $\delta\rho(\infty) = 0$ is assumed.
- [53] K. Fujimoto and M. Tsubota, *Phys. Rev. A* **85**, 033642 (2012).
- [54] Q. Zhu, Q.-f. Sun, and B. Wu, *Phys. Rev. A* **91**, 023633 (2015).
- [55] M. Mohamed and P. Axel, Tuning superfluid phases of spin-1 bosons in cubic optical lattice with linear Zeeman effect (2013), arXiv:1310.0600 [cond-mat.quant-gas].
- [56] M. Mohamed and P. Axel, *Laser Physics Letters* **10**, 115501 (2013).
- [57] A. Messiah, *Quantum Mechanics*, Dover books on physics No. 2 (Dover Publications, 1999).
- [58] M. P. A. Fisher, P. B. Weichman, G. Grinstein, and D. S. Fisher, *Phys. Rev. B* **40**, 546 (1989).
- [59] J. W. Negele and H. Orland, *Quantum Many-particle Systems* (Westview Press, 1998).
- [60] R. Kubo, *Journal of the Physical Society of Japan* **17**, 1100 (1962).
- [61] S. Sachdev, *Quantum Phase Transitions*, 2nd ed. (Cambridge University Press, 2011).
- [62] T. Nakayama, I. Danshita, T. Nikuni, and S. Tsuchiya, *Phys. Rev. A* **92**, 043610 (2015).