

Ratio of cross-sections of kaons to pions produced in pp collisions as a function of \sqrt{s}

G.I. Lykasov, A.I. Malakhov, A.A. Zaitsev

Joint Institute for Nuclear Research, Joliot Curie 6, 141980 Dubna, Russian Federation

Received: date / Revised version: date

Abstract. A calculation of the inclusive spectra of pions and kaons produced in pp collisions as functions of their transverse momentum p_T at mid-rapidity is presented within the self-similarity approach. A satisfactory description of the data within a wide range of initial energies is presented. We focus mainly on the ratio of cross-sections of K^\pm to π^\pm mesons produced in pp collisions as a function of \sqrt{s} . A fast rise of this ratio, when the initial energy increases starting from the kaon production threshold up to $\sqrt{s} \simeq 20$ -30 GeV, is revealed together with its very slow increase up to LHC energies. The energy dependence of this ratio is due to the conservation laws of four-momenta and quantum numbers of the initial and produced hadrons. The more or less satisfactory agreement of these ratios with NA61/SHINE, RHIC and LHC data is demonstrated.

PACS. 25.40.Fq Inelastic proton scattering – 13.60.Le Meson production

1 Introduction

The study of strange hadron production in heavy-ion collisions compared to the similar production of pions attracts the attention of theorists and experimenters. This issue became very important and intriguing after the observation of a fast rise and sharp peak in the ratio of K^+ mesons to π^+ mesons produced in central $Pb + Pb$ and $Au + Au$ collisions at mid-rapidity, when the initial energy $\sqrt{s_{NN}}$ per nucleon grows from the threshold of K^+ meson production up to 20-30 GeV [1,2] and then falls down at $\sqrt{s_{NN}} > 30$ GeV. However, the energy dependence of the K^-/π^- ratio in central $Pb + Pb$ and $Au + Au$ collisions is different, there is no peak at any \sqrt{s} , see [3] and references therein.

The K^+/π^+ ratio in pp collision at mid-rapidity in contrast to the similar ratio observed in AA collisions has a fast rise when the initial energy grows up to $\sqrt{s} \simeq 20$ -30 GeV and then it increases slowly with \sqrt{s} . The K^-/π^- ratio in pp collisions at mid-rapidity has a similar energy dependence, see [3] and references therein.

In this paper we analyze the production of kaons and pions in pp collision at mid-rapidity and focus on ratios between their cross-sections as functions of the initial energy. Our analysis is based on the similarity of inclusive spectra of particles produced in hadron-hadron collisions, suggested in pioneering papers [4,5,6,7], and on the conservation laws of four-momenta and quantum numbers [10, 11, 12, 13]. Actually, we continue to apply the approach developed in recent papers [14,15,16], where p_T -spectra of pions produced in pp , AA collisions at mid-rapidity and within a wide range of initial energies were analyzed.

Let us note, that the p_T -spectra of hadrons produced in nucleon-nucleon and nucleus-nucleus collisions were analyzed within the statistical bootstrap model (SBM) [7, 8,9]. The K/π ratios were calculated in [9] as functions of the mean charged multiplicity emitted by an average cluster or as functions of the average transverse momentum. However, in our paper only the energy dependence of these ratios is analyzed, therefore we cannot compare our results with results obtained within SBM.

In [11,13] the similarity was demonstrated at zero rapidity $y=0$ of these spectra as functions of the similarity parameter \mathcal{H} dependent on the initial energy \sqrt{s} in the c.m.s of the colliding particles and the transverse masses m_{hT} of the produced hadrons. A simple form of inclusive spectra was used in [11, 12, 13] to describe satisfactorily the data at low values of m_{hT} . Further development of this approach was presented in our papers [14,15,16], where the description of m_{hT} -spectra was extended to larger values of transverse masses and initial energies up to a few TeV including contributions of both quarks and gluons to these spectra. The relationship between \mathcal{H} and the Mandelstam variables s, t was obtained in [14,15]. Moreover, it has been shown that \mathcal{H} cannot be presented in the factorization form as a common function of \sqrt{s} and m_{hT} . The breakdown of this factorization occurs at not large initial energies $\sqrt{s} < 10$ GeV. It is restored at larger \sqrt{s} [14, 15]. In fact, this is an advantage of the approach based on the kinematics of four-momentum velocities considered in [10,11,12,13], where the parameter \mathcal{H} was obtained using the conservation laws of four-momenta and quantum numbers of initial and produced particles, and the mini-

mization principle. At zero rapidity $y=0$ the form for Π was obtained analytically [13].

In this paper we will give a brief review of the main properties of the similarity approach mentioned above and then present in detail our calculations of transverse momentum spectra of pions and kaons produced in pp collision within a wide range of initial energies \sqrt{s} . The main focus of our paper is the theoretical analysis of ratios of cross-sections of K^\pm to π^\pm mesons produced in these collisions as functions of \sqrt{s} and their comparison with all the world data.

2 Main properties of the self-similarity approach.

The inclusive production of hadron 1 in the interaction of nucleus A with nucleus B

$$A + B \rightarrow 1 + \dots, \quad (1)$$

is satisfied by the conservation law of four-momenta in the following form [12,13]

$$(N_A P_A + N_B P_B - p_1)^2 = (N_A m_0 + N_B m_0 + M)^2, \quad (2)$$

where N_A and N_B are the fractions of the four-momentum transmitted by nucleus A and nucleus B , their forms are presented in [13,15]; P_A, P_B, p_1 are the four-momenta of nuclei A and B and particle 1, respectively; m_0 is the mass of the nucleon; M is the mass of the particle providing for conservation of the baryon number, strangeness, and other quantum numbers.

Let us note, that Eq. (2) has been introduced in [12] for the cumulative hadron production in nucleus-nucleus collisions, when the kinematics of nucleon-nucleon collisions prohibits hadron production. In the general case the quantity M should be replaced by the four-momentum of the recoil particles. In our case of proton-proton collisions Eq. (2) can be valid at initial energies close to the threshold production of hadrons. We need this equation to find the minimal value of M , which provides for the conservation of quantum numbers. For π -mesons $m_1 = m_\pi$ and $M = 0$. For anti nuclei $M = m_1$ and for K^- -mesons $M = m_1 = m_K$, m_K is the mass of the K -meson. For nuclear fragments $M = -m_1$. For K^+ -mesons $m_1 = m_K$ and $M = m_A - m_K$, m_A is the mass of the A -baryon. Let us note that the isospin effects of the produced hadrons and other nuclear effects are out of this approach. Therefore, it is assumed that within the self-similarity approach there is no big difference between the inclusive spectra of π^+ and π^- mesons produced in pp and AA collisions. However, there is a difference between similar spectra of K^+ and K^- mesons, because the values of M are different. This is due to the conservation law of strangeness.

In [12,13] the parameter of self-similarity is introduced in the following form

$$\Pi = \min \left[\frac{1}{2} [(u_A N_A + u_B N_B)^2] \right]^{1/2}, \quad (3)$$

where u_A and u_B are the four-velocities of nuclei A and B . In our case of pp collision $N_A = N_B = N$ is the fraction of the four-momentum transmitted by one proton to another to produce hadron 1. The minimization over N presented in Eq. (3) allows us to find the parameter Π . This parameter introduced in [12] was obtained in [13] for nucleus-nucleus collisions in the mid-rapidity region, however, it can also be applied successfully for the analysis of pion production in pp collisions, as it was shown in [14, 15,16]. Therefore, we continue to apply this method for the analysis of pion and kaon production in pp collisions within a wide range of initial energies.

Then, the inclusive spectrum of particle 1 produced in the AA collision can be presented as a general universal function dependent on the self-similarity parameter Π

$$E d^3\sigma/dp^3 = A_A^{\alpha(N_A)} \cdot A_B^{\alpha(N_B)} \cdot F(\Pi) \quad (4)$$

where $\alpha(N_A) = 1/3 + N_A/3$, $\alpha(N_B) = 1/3 + N_B/3$ and function $F(\Pi)$ has the following form [16]

$$F(\Pi) = \left[A_q \exp\left(-\frac{\Pi}{C_q}\right) + A_g \sqrt{p_T} \phi_1(s) \exp\left(-\frac{\Pi}{C_g}\right) \right] \sigma_{tot} \quad (5)$$

where

$$\Pi(s, m_{1T}, y) = \left\{ \frac{m_{1T}}{2m_0\delta_h} + \frac{M}{\sqrt{s}\delta_h} \right\} \cosh(y) G, \quad (6)$$

$$G = \left\{ 1 + \sqrt{1 + \frac{M^2 - m_1^2}{(m_{1T} + 2Mm_0/\sqrt{s})^2 \cosh^2(y)} \delta_h} \right\}.$$

Here $\phi_1(s) = 1 - \sigma_{nd}(s)/\sigma_{tot}(s)$, see[15,16], $\delta_h = \left(1 - \frac{s_{th}}{s}\right)$; $s_{th}^\pi \simeq 4m_0^2$; $s_{th}^{K^+} = (m_0 + m_K + m_\Lambda)^2$; $s_{th}^{K^-} = (2m_0 + 2m_K)^2$; $M = m_A - m_0$; $m_\Lambda = 1.115$ GeV; $m_k = 0.494$ GeV; $s_0 = 1$ GeV; $m_0 = 0.938$ GeV; p_{1T} and m_{1T} are the transverse momentum and transverse mass of the produced hadron 1; $\sigma_{nd} = (\sigma_{tot} - \sigma_{el} - \sigma_{SD})$ is the non diffractive cross-section; $\sigma_{tot}, \sigma_{SD}$ and σ_{el} are the total cross-section, the single diffractive cross section and the elastic cross-section of pp collisions, respectively. They were taken from [21] and [22] and, together with parameters A_q, C_q and A_g, C_g , they are presented in the Appendix.

3 Transverse momentum spectra and integrated pion and kaon cross-sections.

For $pp \rightarrow h + X$ inclusive processes the relativistic invariant differential cross-section at small but non-zero rapidity y has the following form

$$\rho_h(p_{hT}, y) \equiv E_h \frac{d^3\sigma_{NN}}{d^3p_1} = \frac{1}{\pi} \frac{d\sigma}{dp_{1T}^2 dy} = \frac{1}{\pi} \frac{d\sigma}{dm_{1T}^2 dy} = F(\Pi(s, m_{1T}, y)), \quad (7)$$

where $F(\Pi(s, m_{1T}, y))$ and $\Pi(s, m_{1T}, y)$ are given by Eqs. (5,6).

The production cross-section of hadron h integrated over its transverse momentum p_{1T} or transverse mass m_{1T} at zero rapidity $y = 0$ and $s \geq s_{th}^h$ can be presented in the following form

$$\frac{d\sigma_h}{dy}(s, y = 0) = 2\pi \int_{p_{1T}^{min}}^{p_{1T}^{max}} \rho(s, p_{1T}, y = 0) p_{1T} dp_{1T} = (8)$$

$$2\pi\sigma_{tot}(s) \int_{p_{1T}^{min}}^{p_{1T}^{max}} \exp\left(-\frac{M}{C_q \sqrt{s} \delta_h} G\right) (J_q + J_g) p_{1T} dp_{1T},$$

where

$$J_q = A_q \exp\left(-\frac{m_{1T}}{2m_0 C_q \delta_h} G\right) \quad (9)$$

and

$$J_g = A_g \exp\left(\frac{M(C_g - C_q)}{C_q C_g \sqrt{s} \delta_h} G\right) \sqrt{p_{1T}} \phi_1(s) \times \exp\left(-\frac{m_{1T}}{2m_0 C_g \delta_h} G\right) \quad (10)$$

Let us analyze qualitatively the energy behaviors of pion and kaon production cross-sections in pp collisions at zero rapidity given by Eqs. (8-10). Their \sqrt{s} dependence is determined mainly by the factor $\exp(-\frac{M}{C_q \sqrt{s} \delta_h} G)$ and factors $\exp(-\frac{m_{1T}}{2m_0 C_q \delta_h} G)$, $\exp(-\frac{M(C_g - C_q)}{C_q C_g \sqrt{s} \delta_h} G)$, $\exp(-\frac{m_{1T}}{2m_0 C_g \delta_h} G)$ entering into functions J_q and J_g . For all hadrons produced at the threshold these factors result in the zero cross section due to zero of the kinematic factor $\delta_h = 1 - s_{th}/s$ at $s = s_{th}$. For π^\pm, K^+, K^- mesons the threshold energies $\sqrt{s_{th}}$ are 2.015 GeV, 2.547 GeV and 2.86 GeV, respectively. At $s > s_{th}$ the production cross-sections of K^\pm mesons show a fast rise due to M not being equal to zero and to an increase of $\delta_h = 1 - s_{th}/s$, then at $s \gg s_{th}$ and $s \gg M$ the energy dependence of these cross-sections changes only due to the total cross section $\sigma_{tot}(s)$ and $\phi_1(s) = 1 - \sigma_{nd}(s)/\sigma_{tot}(s)$ [15,16] entering into Eq. (10). The energy dependence of the production cross-section of pions in pp collision is similar to the kaon production cross-section, however, the threshold of the pion production s_{th}^π is less than the kaon one $s_{th}^{K^\pm}$, as it is mentioned above. Therefore, the ratio of cross-sections, $\sigma_{K^\pm}/\sigma_\pi$ exhibits a fast rise from the kaon threshold when \sqrt{s} grows due to an increase of the phase space. Then, at $s \gg s_{th}$ this rise is broken and goes to a slow increase due, mainly, to the factor $\exp(\frac{M(C_g - C_q)}{C_q C_g \sqrt{s} \delta_h} G)$ presented in Eq. (10) because $C_g > C_q$, as it is shown in Table 1 of the Appendix.

The p_T -spectra of π^-, K^+ and K^- mesons are sums of quark and gluon contributions including uncertainties due to the fit of data are presented in Figs. (1-3). By fitting NA61/SHINE data on p_T -spectra at mid-rapidity the parameters C_q, A_g, C_g were found to be independent of the initial energy \sqrt{s} , they depend on the kind of mesons

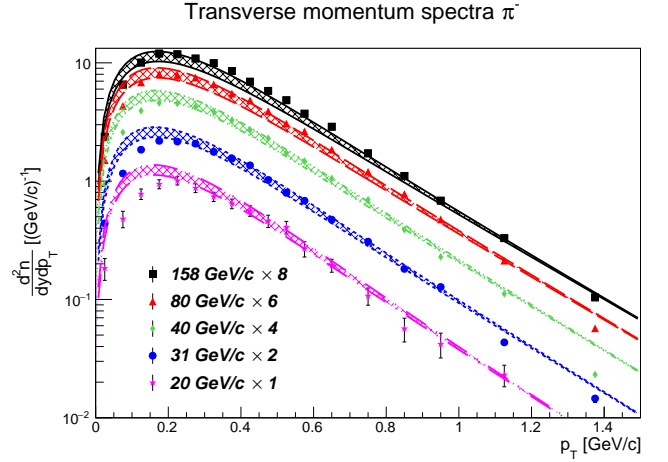


Fig. 1. The p_T -spectra of π^- mesons produced in pp collision at $P_{in} = 158$ GeV/c ($\sqrt{s} = 17.28$ GeV), 80 GeV/c ($\sqrt{s} = 12.34$ GeV), 40 GeV/c ($\sqrt{s} = 8.77$ GeV), 31 GeV/c ($\sqrt{s} = 7.75$ GeV), 20 GeV/c ($\sqrt{s} = 6.27$ GeV) at mid-rapidity $y < 0.2$. The lines are our calculations, data are taken from [33], the bands are due to uncertainties in parameter A_q presented in the Appendix.

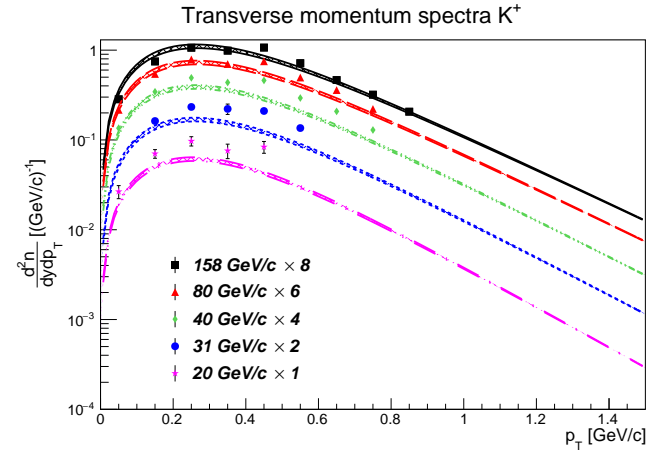


Fig. 2. The p_T -spectra of K^+ mesons produced in pp collision. Notations are the same as in Fig. 1.

produced, π, K^+, K^- . However, the parameter A_q varies a little bit at energies from 40 GeV/c up to 158 GeV/c. The uncertainties in p_T -spectra and ratios of yields, K^+/π^+ and K^-/π^- are due to the uncertainties in the parameter A_q . All these parameters are presented in the Appendix. The similar spectra with quark and gluon contributions are also presented in the Appendix.

4 Ratio of the kaon and pion yields.

In Figs. (4,5) the respective yield ratios, K^+/π^+ and K^-/π^- , are presented as functions of \sqrt{s} . From these figures one can see their fast rise from the threshold energy of K^+ or

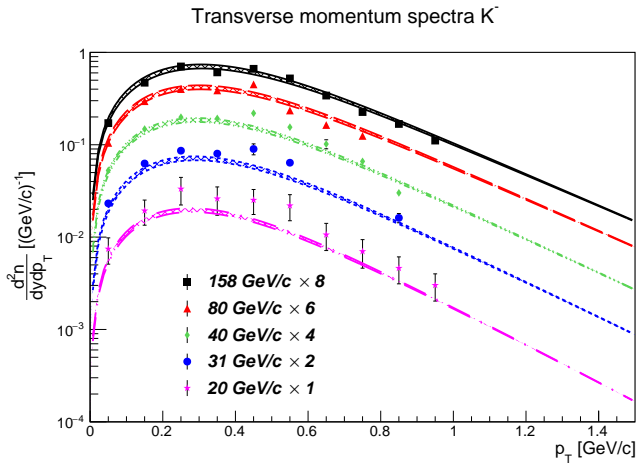


Fig. 3. The p_T -spectra of K^- mesons produced in pp collision. Notations are the same as in Fig. 1.

K^- production up to $\sqrt{s} = 20\text{-}30$ GeV and their further slow increase as the energy grows.

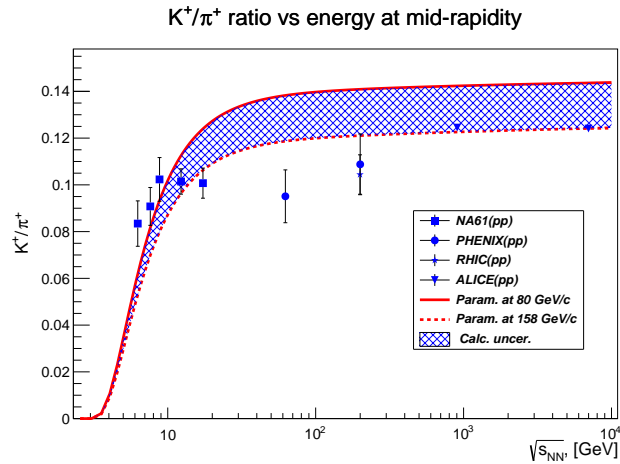


Fig. 4. The ratio between yields of K^+ and π^+ mesons produced in pp collisions as a function of \sqrt{s} .

The upper line in Fig. 4 corresponds to the fit of data for π^+ and K^+ mesons at $P_{in} = 80$ GeV/c, and the bottom line corresponds to the similar fit at $P_{in} = 158$ GeV/c. The upper curve in Fig. 5 corresponds to the fit of data for π^- and K^- mesons at $P_{in} = 40$ GeV/c and the bottom line corresponds to the similar fit at $P_{in} = 158$ GeV/c.

5 Conclusion

In this paper we have applied the self-similarity approach of analysis of hadron production in pp collisions to the production of both kaons and pions in pp collisions at mid-rapidity $y < 0.2$ within a wide range of initial energies. The main goal of this paper is to analyze the ratio of kaon

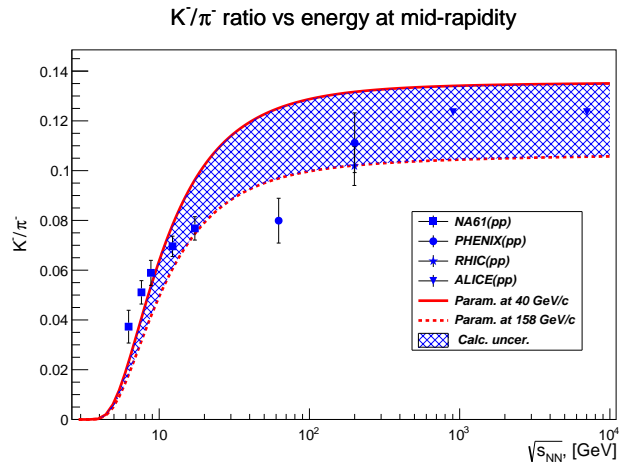


Fig. 5. The ratio between yields of K^- and π^- mesons produced in pp collisions as a function of \sqrt{s} .

yields to those of pions, produced in pp collisions, within this approach as a function of \sqrt{s} . We have presented a self-consistent satisfactory description of the data on p_T -spectra of pions and kaons in a wide range of initial energies and not large transverse momenta. The fast rise of K^+/π^+ and K^-/π^- yield ratios as functions of \sqrt{s} from the threshold energy of K^+ or K^- production up to $\sqrt{s} = 20\text{-}30$ GeV has been demonstrated as well as their further slow increase with growing energy. The energy dependence of these ratios calculated within the suggested approach results in a satisfactory description of the data presented by NA61/SHINE at $6.27 \leq \sqrt{s} \leq 17.28$ GeV. As for the descriptions of data on K^\pm/π^\pm yield ratios measured by PHENIX, STAR and ALICE Collaborations, they do not contradict data taking into account the uncertainty of parameter A_q presented in Figs (4-5) as shade bands.

The physical reason of this energy dependence of the ratio of kaon yields to those of pions consists in the conservation laws of four-momenta and of reaction quantum numbers. The conservation law of the four-momenta of initial and produced particles results in the fast rise with energy of the kaon and pion production cross-sections, when \sqrt{s} grows from the threshold energy. This is due to the factor $\delta_h = 1 - s_{th}^h/s$ entering into the self-similarity function $\Pi(s, m_{1T}, y)$ given by Eq.(6). A similar fast rise of the K^\pm/π^\pm yield ratios is also due to the factor δ_h and to the non-zero value of M for K^+ and K^- mesons that also enters into $\Pi(s, m_{1T}, y)$. When $\sqrt{s} \gg \sqrt{s_{th}}$ and $\sqrt{s} \gg M$, the pion and kaon production cross-sections and their ratios become insensitive to factors δ_h and M , however they are sensitive to the difference between the quark and gluon contributions to the pion and kaon spectra as functions of p_T and \sqrt{s} . That is why the K^\pm/π^\pm yield ratios exhibit two kinds of energy dependence, a fast rise, when $\sqrt{s_{th}} < \sqrt{s} < 20\text{-}30$ GeV and a slow increase, when $\sqrt{s} > 20\text{-}30$ GeV.

Let us note that no fast rise and sharp peak in the ratio between the yields of K^+ and π^+ mesons produced in central $BeBe$ collisions are observed in the NA61/SHINE

experiment, according to [42]. This ratio is very similar to the same K^+/π^+ ratio measured in pp collisions by the NA61/SHINE Collaboration. Therefore, we guess that the approach, presented in this paper, applied in the analysis of pion and kaon production in the collisions of light nuclei can give results similar to those for pp collisions. At present, this work is in progress. However, the self-similarity approach can, probably, not explain the anomalous K^+/π^+ ratio in heavy-ion collisions (Pb-Pb, Au-Au) around collision energies of 20-30 GeV, because it assumes the same forms (slopes) of particle spectra in p+p and A+A collisions.

6 Appendix

The parameterizations of σ_{tot} , σ_{SD} and σ_{el} have the following forms [21] and [22]

$$\sigma_{tot} = (21.7(s/s_0)^{0.0808} + 56.08(s/s_0)^{-0.4525}) \text{ mb};$$

$$\sigma_{el} = (12.7 - 1.75\ln(s/s_0) + 0.14\ln^2(s/s_0)) \text{ mb};$$

$$\sigma_{SD} = (4.2 + \ln(\sqrt{s/s_0})) \text{ mb}.$$

In Fig. 6 the p_T -spectra of pions and kaons, produced in pp collisions within the initial momentum range (20-158) GeV/c, fitted by NA61/SHINE data are presented. The black dashed line corresponds to the quark contribution, the blue dash-dotted curve is the gluon contribution and the red solid line is the sum of quark and nonperturbative gluon contributions. The parameters A_q , A_g and C_q , C_g were found from a fit of NA61/SHINE data and are presented in Table 1.

As it is shown in [14,15,16], the form of inclusive pion spectra versus p_T at mid-rapidity given by Eqs. (4-6) describes satisfactorily data in a wide range of \sqrt{s} at $p_T < 2$ -3 GeV/c. Moreover, as it is shown in [17,18,19] and [20], the contribution of gluons to the pion spectrum is related to the gluon distribution at low $Q^2 = 1$ -2 (GeV/c)², the use of which results in a satisfactory description of data on hard pp processes at LHC energies and of proton structure functions at low x . Therefore, we use Eqs. (4-7) for description of data on pion p_T -spectra in pp collisions, only improving the fit of data.

As for K^\pm production in pp collisions at not large initial energies we take into account the additional contribution due to the one Reggeon exchange diagram, which has $\sqrt{s_{th}/s}$ dependence. It leads to modification of parameter A_q in the following form $A_q(1 + \sqrt{s_{th}/s})$, which can be approximated by $A_q \exp(\sqrt{s_{th}/s})$. This correction vanishes at RHIC and LHC energies, however, it allows us to describe data at $\sqrt{s} < 10$ GeV satisfactorily.

The parameter A_q for π meson production was found from the fit of NA61 data [33,3] at initial energies $P_{in} = 40$ -158 GeV/c. It is very close to the value of A_q obtained in [14,15,16]. For K^+ production the value of A_q was found from the fit of NA61 data at $P_{in} = 80$ GeV/c and $P_{in} = 158$ GeV/c. For K^- A_q was found from a fit of NA61 data at $P_{in} = 40$ GeV/c and $P_{in} = 158$ GeV/c. Other parameters A_g , C_q and C_g were fixed from a fit of the NA61 data at $P_{in} = 80$ GeV/c and they do not depend on other initial energies.

Acknowledgements.

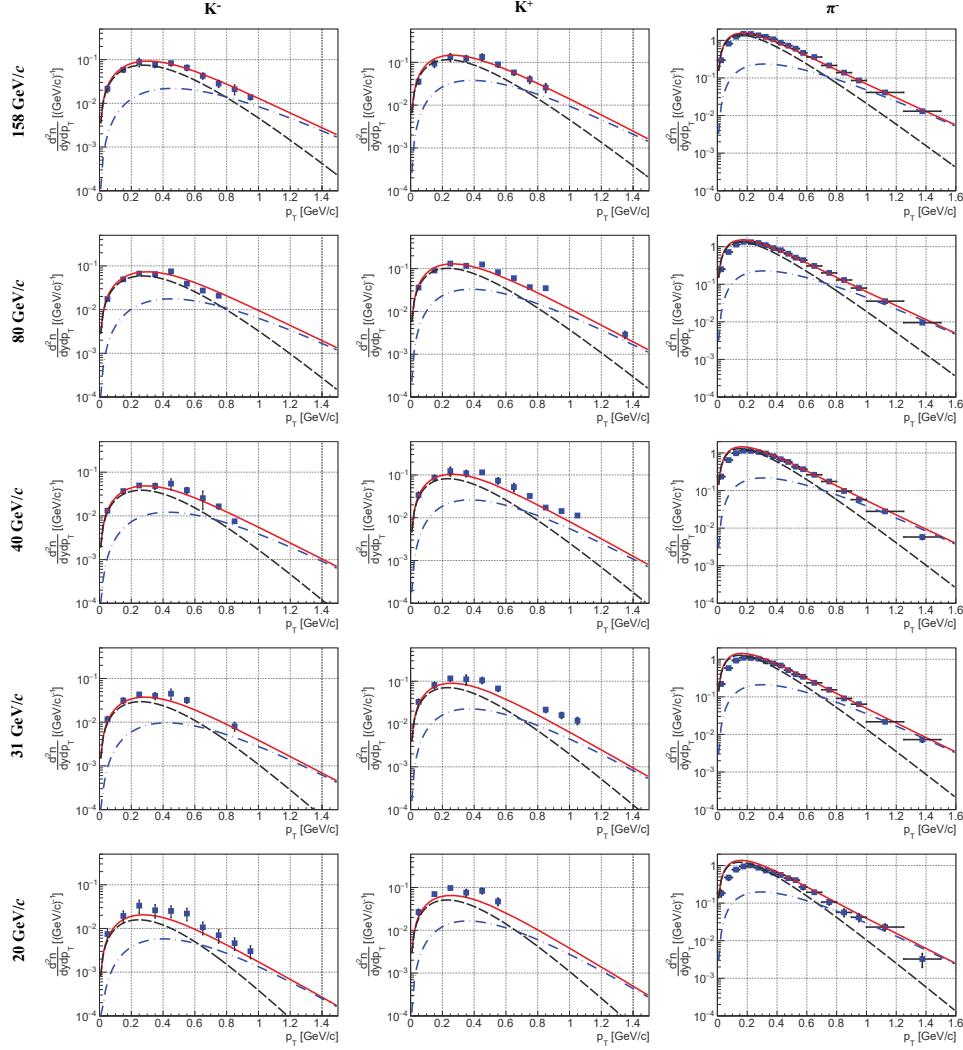
We are very grateful to K.A. Bugaev, M. Gumberidze, M. Gazdzicki, R. Holzmann, S. Pulawski, G. Pontecorvo for extremely helpful discussions.

References

1. S.V. Afanasiev, et al., (NA49 Collaboration) Phys.Rev.C **66**, 054902 (2002).
2. C. Alt, et al., (NA49 Collaboration) Phys.Rev.C **77**, 024903 (2008).
3. A. Aduszkiewicz, et al., (NA49 Collaboration) Phys.Rev.C **102**, 011901(R) (2020).
4. E. Fermi, Phys. Rev. **92**, 452 (1953)
5. I. Ya. Pomeranchuk, Izv. Dokl. Akad. Nauk Ser.Fiz. **78**, 889 (1951).
6. L.D. Landau, Izv. Akad. Nauk Ser. Fiz. **17**, 51 (1953).
7. R. Hagedorn, Supplemento al Nuovo Cimento **3**, 147 (1965).
8. R. Hagedorn, L. Montvay, Nucl.Phys. B **59**, 45 (1973).
9. R. Hagedorn, Rivista del Nuovo Cimento **6**, №10, 1 (1983).
10. A.M. Baldin, L.A. Didenko, Fortsch.Phys. **38**, 261 (1990).
11. A.M. Baldin, A.I. Malakhov, and A. N. Sissakian, Phys. Part. Nucl. **29** (Suppl. 1), 4 (2001).
12. A. M.Baldin, A. A. Baldin. Phys. Particles and Nuclei, **29** No3, 232 (1998).
13. A.M. Baldin, A.I. Malakhov. JINR Rapid Communications, No.1(87)-98, pp.5-12 (1998).
14. D.A. Artemenkov, G.I. Lykasov, A.I. Malakhov, Int.J.Mod.Phys. **A30**, 1550127 (2015)
15. G.I. Lykasov, A.I. Malakhov, Eur. Phys. J. A **54**, 187 (2018).
16. A.I. Malakhov, G.I. Lykasov, Eur. Phys. J. A **56**, 114 (2020).
17. V.A. Bednyakov, A.A. Grinyuk, G.I. Lykasov, M. Pogosyan, Int.J.Mod.Phys., **A27**, 1250042 (2012).
18. A.A. Grinyuk, G.I. Lykasov, A.V. Lipatov, N.P. Zotov, Phys.Rev. **D87**, 074017 (2013).
19. A.V. Lipatov, G.I. Lykasov, N.P. Zotov, Phys.Rev. **D89**, 014001 (2014).
20. A.M. Abdulov, H. Jung, A.V. Lipatov, G.I. Lykasov, M.A. Malyshev, Phys.Rev. **D98**, 054010 (2018).
21. N. Cartiglia, arXiv:1305.6131 [hep-ex].
22. S.H. Stark, Eur.Phys.J. (Web of Conf.) **141** 03007 (2017).
23. E. Schnedermann, J. Sollfrank, U. Heinz, Phys.Rev.C48,2462 (1993).
24. G. Wilk, Z. Wlodarczyk, Phys.Lett. **84**, 2770 (2000).
25. K.A. Bugaev, J.Phys.G:Nucl.Phys., **28**, 1981 (2002).
26. K.A. Bugaev, M. Gadzicki, M.I. Gorenstein, Phys.Lett. **B544**, 127 (2002).
27. J. Cleymans, G.I. Lykasov, A.S. Parvan, et al., Phys.Lett. B **723**, 351 (2013).
28. J.L. Kley, et al., E895 Collaboration, Phys.Rev. C **68**, 054905 (2003).
29. J. Cleymans, J. Struempfer, L. Tirko, Phys.Rev. C **78**, 017901 (2008).
30. N. Abgrall, et al., NA61/SHINE Collaboration, Eur. Phys. J. C **74**, 2794 (2014).
31. K.A. Ter-Martirosyan, Sov.J.Nucl.Phys., **44**, (1986) 817.
32. A.A. Grinyuk, G.I. Lykasov, A.V. Lipatov, N.P. Zotov, Phys.Rev. **D87**, (2013) 074017.

Table 1. Table of parameters found from the fit of NA61/SHINE data [33].

$pp \rightarrow hX$	π^-			K^+		K^-	
$\sqrt{s_{pp}}$, GeV	17.3	12.3	8.8	17.3	12.3	17.3	8.8
P , GeV/c	158	80	40	158	80	158	40
A_q	3.361	3.063	2.688	0.9925	1.152	1.951	2.219
C_q	0.147			0.148		0.148	
A_g	1.788			0.7726		0.629	
C_g	0.22			0.2066		0.2271	

**Fig. 6.** The p_T spectra of π^- , K^+ and K^- mesons produced at $y \approx 0$ in inelastic pp interactions at SPS energies $\sqrt{s} = 6.3 - 17.3$ GeV or $P_{in} = 20-158$ GeV/c. Data are taken from [33].

33. A.Adizkiewicz, *et al.*, (NA61/SHINE Collaboration) Eur.Phys.J.**C77**, 671 (2017).
34. B.I. Abelev *et al.*, (STAR Collaboration), Phys. Rev. **C75**, 064901 (2007).
35. B.I. Abelev *et al.*, (STAR Collaboration), Phys.Rev.Lett., **97**, 152301 (2006).
36. K. Aamodt, *et al.*, (ALICE Collaboration), Eur. Phys. J. C **71** 1655 (2011).
37. K. Aamodt, *et al.*, (ALICE Collaboration), Phys. Lett. **B693**, 53 (2010).
38. K. Aamodt, *et al.*, (ALICE Collaboration), Phys. Rev. **D82**, 052001 (2010).
39. K. Aamodt, *et al.*, (ALICE Collaboration), Phys. Rev. **C88**, 044910 (2013).
40. E. Kaptur, PoS **CPOD2014**, (2015) 053
41. M. Lewicki, arXiv:1612.01334 [hep-ex].
42. A. Acharya, *et al.*, (NA61/SHINE Collaboration) NA61/SHINE Collaboration, Eur. Phys. J. C **81**, 73 (2021), arXiv:2010.01864 [hep-ex].