

Tensor Network Quantum Simulator With Step-Dependent Parallelization

Danylo Lykov
dlykov@anl.gov
Argonne National Laboratory
Lemont, IL, USA

Roman Schutski
r.schutski@skoltech.ru
Rice University
Houston, TX, USA

Alexey Galda
agalda@uchicago.edu
University of Chicago
Chicago, IL, USA

Valerii Vinokur
vinokour@anl.gov
Argonne National Laboratory
Lemont, IL, USA

Yuri Alexeev
yuri@anl.gov
Argonne National Laboratory
Lemont, IL, USA

ABSTRACT

In this work, we present a new large-scale quantum circuit simulator. It is based on the tensor network contraction technique to represent quantum circuits. We propose a novel parallelization algorithm based on *step-dependent slicing*. In this paper, we push the requirement on the size of a quantum computer that will be needed to demonstrate the advantage of quantum computation with Quantum Approximate Optimization Algorithm (QAOA). We computed 210 qubit QAOA circuits with 1,785 gates on 1,024 nodes of the Cray XC 40 supercomputer Theta. To the best of our knowledge, this constitutes the largest QAOA quantum circuit simulations reported to this date.

KEYWORDS

Quantum computing, quantum simulator, tensor network simulator, tensor slicing, high performance computing

1 INTRODUCTION

Simulations of quantum circuits on classical computers are essential for better understanding of how quantum computers operate, the optimization of their work, and the development of quantum algorithms. For example, simulators allow researchers to evaluate the complexity of new quantum algorithms and to develop and validate the design of new quantum circuits.

Many approaches have been proposed to simulate quantum circuits on classical computers. The major types of simulation techniques are full amplitude-vector evolution [1–4], the Feynman paths approach [5], linear algebra open system simulation [6], and tensor network contractions [7–9].

Tensor network contraction simulators are exceptionally well suited for simulating short quantum circuits. The simulation of Quantum Approximate Optimization Algorithm (QAOA) [10] circuits is exceptionally efficient with this approach given how short the circuits are.

In this work, we used our tensor network simulator QTensor, which is an open-source project developed in Argonne National Laboratory. The source code and documentation are available at [gh:danilkv/QTensor](https://github.com/danilkv/QTensor). It is a generic quantum circuits simulator capable of generic quantum circuits and QAOA circuits in particular.

QAOA is a prime candidate to demonstrate the advantage of quantum computers in solving useful problems. One major milestone in this direction is Google’s simulations of random large

quantum circuits [11]. The research interest of a community is now focused on providing an advantage of using quantum computers to solve real-world problems. QAOA is considered as a prime candidate to demonstrate such advantage. QAOA can be used to solve a wide range of hard combinatorial problems with a plethora of real-life applications, like the MaxCut problem. In this paper, we explored the limits of classical computing using a supercomputer to simulate large QAOA circuits, which in turn helps to define the requirements for a quantum computer to beat existing classical computers.

Our main contribution is the development of a novel slicing algorithm and an ordering algorithm. These improvements allowed us to increase the size of simulated circuits from 120 qubits to 210 qubits on a distributed computing system, while maintaining the same time-to-solution.

In Section 2 we start the paper by discussing related work. In Section 4 we describe tensor networks and the bucket elimination algorithm. Simulations of a single amplitude of QAOA ansatz state are described in Section 5. We introduce a novel approach *step-dependent slicing* to finding the slicing variables, inspired by the tensor network structure. Our algorithm allows simulating several amplitudes with little cost overhead, which is described in Section 6.

We then show the experimental results of our algorithm running on 64-1,024 nodes of Argonne’s Theta supercomputer. All these results are described in Section 7. In Section 8 we summarize our results and draw conclusions.

2 RELATED WORK

In recent years, much progress has been made in parallelizing state vector [2–4] and linear algebra simulators [6]. Very large quantum circuit simulations were performed on the most powerful supercomputers in the world, such as Summit [12], Cori [3], Theta [4], and Sunway Taihulight [13]. All these simulators have various advantages and disadvantages. Some of them are general-purpose simulators, while others are more geared toward short-depth circuits.

One of the most promising types of simulators is based on the tensor network contraction technique. This idea was introduced by Markov and Shi [7] and was later developed by Boixo et al. [14] and other authors [15]. Our simulator is based on representing quantum circuits as tensor networks.

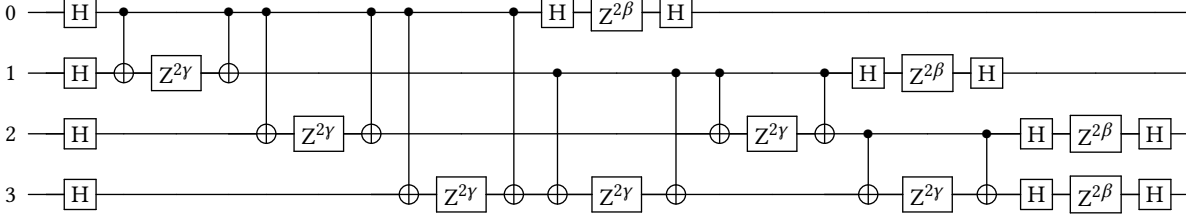


Figure 1: $p=1$ depth QAOA circuit for a fully connected graph with 4 nodes.

Boixo et al. [14] proposed using the line graphs of the classical tensor networks, an approach that has multiple benefits. First, it establishes the connection of quantum circuits with probabilistic graphical models, allowing knowledge transfer between the fields. Second, these graphical models avoid the overhead of traditional diagrams for diagonal tensors. Third, the treewidth is shown to be a universal measure of complexity for these models. It links the complexity of quantum states to the well-studied problems in graph theory, a topic we hope to explore in future works. Fourth, straightforward parallelization of the simulator is possible, as demonstrated in the work of Chen et al. [16]. The only disadvantage of the line graph approach is that it has limited usability to simulate subtensors of amplitudes, which was resolved in the work by Schutski et al. [15]. The approach has been studied in numerous efficient parallel simulations relevant to this work [8, 13, 15, 16].

3 METHODOLOGY

3.1 QAOA introduction

The combinatorial optimization algorithms aim at solving a number of important problems. The solution is represented by an N -bit binary string $z = z_1 \dots z_N$. The goal is to determine a string that maximizes a given classical objective function $C(z) : \{+1, -1\}^N$. The QAOA goal is to find a string z that achieves the desired approximation ratio:

$$\frac{C(z)}{C_{\max}} \geq r$$

where $C_{\max} = \max_z C(z)$.

To solve such problems, QAOA was originally developed by Farhi et al. [17] in 2014. In this paper, QAOA has been applied to solve MaxCut problem. It was done by reformulating the classical objective function to quantum problem with replacing binary variables z by quantum spin σ^z resulting in the problem Hamiltonian H_C :

$$H_C = C(\sigma_1^z, \sigma_2^z, \dots, \sigma_N^z)$$

After initialization of a quantum state $|\psi_0\rangle$, the H_C and a mixing Hamiltonian H_B :

$$H_B = \sum_{j=1}^N \sigma_x^j$$

is then used as to evolve the initial state p times. It results in the variational wavefunction, which is parametrized by $2p$ variational

parameters β and γ . The ansatz state obtained after p layers of the QAOA is:

$$|\psi_p(\beta, \gamma)\rangle = \prod_{k=1}^p e^{-i\beta_k H_B} e^{-i\gamma_k H_C} |\psi_0\rangle$$

To compute the best possible QAOA solution corresponding to the best objective function value, we need to sample the probability distribution of 2^N measurement outcomes in state $|\gamma\beta\rangle$. The noise in actual quantum computers hinders the accuracy of sampling, resulting in the need of even a larger number of measurements. At the same time, sampling is an expensive process that needs to be controlled. Only a targeted subset of amplitudes need to be computed because sampling all amplitudes will be very computationally expensive and memory footprint prohibitive. As a result, the ability of a simulator like QTensor to effectively sample certain amplitudes is a key advantage over other simulators.

The important conclusion Farhi et al. [17] paper was that to compute an expectation value, the complexity of the problem depends on the number of iterations p rather than the size of the graph. It has a major implication to the speed of a quantum simulator computing QAOA energy, but it does not provide savings for simulating ansatz state. A more detailed MaxCut formulation for QAOA was provided by Wang et al. [18]. It is worth mentioning that there is a direct relationship between QAOA and adiabatic quantum computing, meaning that QAOA is a Trotterized adiabatic quantum algorithm. As a result, for large p both approaches are the same.

3.2 Description of quantum circuits

A classical application of QAOA for benchmarking and code development is to apply it to Max-Cut problem for random 3-regular graphs. A representative circuit for a single-depth QAOA circuit for a fully connected graph with 4 nodes, is shown in Fig. 1. The generated circuit were converted to tensor networks as described in Section 4.1. The resulting tensor network for the circuit in 1 is shown in Fig. 3. Every vertex corresponds to an index of a tensor of the quantum gate. Indices are labeled right to left: 0–3 are indices of output statevector, and 32–25 are indices of input statevector. Self-loop edges are not shown (in particular $Z^{2\gamma}$, which is diagonal). We simulated one amplitude of state $|\vec{\gamma}, \vec{\beta}\rangle$ from the QAOA algorithm with depth $p = 1$, which is used to compute the energy function. The full energy function is defined by $\langle \vec{\gamma}, \vec{\beta} | \hat{C} | \vec{\gamma}, \vec{\beta} \rangle$ and is essentially a duplicated tensor expression with a few additional gates

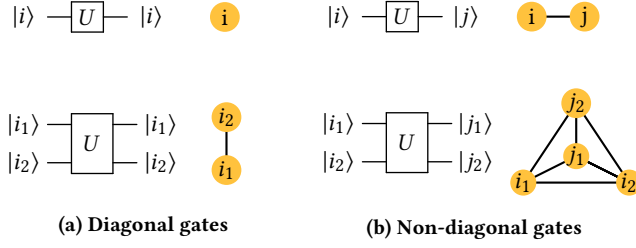


Figure 2: Correspondence of quantum gates and graphical representation.

from \hat{C} . The full energy computation corresponds to the simulation of a single amplitude of such duplicated tensor expression.

4 OVERVIEW OF SIMULATION ALGORITHM

In this section, we briefly introduce the reader to the tensor network contraction algorithm. It is described in much more detail in the paper by Boixo et al. [14], and the interested reader can refer to work by Detcher et al. [19] and Marsland et al. [20] to gain an understanding of this algorithm in the original context of probabilistic models.

4.1 Quantum circuit as tensor expression

A quantum circuit is a set of gates that operate on qubits. Each gate acts as a linear operator that is usually applied to a small subspace of the full space of states of the system. State vector $|\psi\rangle$ of a system contains probability amplitudes for every possible configuration of the system. A system that consists of n two-state systems will have 2^n possible states and is usually represented by a vector from \mathbb{C}^{2^n} .

However, when simulating action of local operators on large systems, it is more useful to represent state as a tensor from $(\mathbb{C}^2)^{\otimes n}$. In tensor notation, an operator is represented as a tensor with input and output indices for each qubit it acts upon. The input indices are equated with output indices of previous operator. The resulting state is computed by summation over all joined indices.

	Dirac notation	Tensor notation
general	$ \phi\rangle = \hat{X}_0 \otimes \hat{I}_1 \psi\rangle$	$\phi_{i'j} = X_{i'i} \psi_{ij}$
product state	$ \psi\rangle = a\rangle b\rangle$	$\psi_{ij} = a_i a_j$
with Bell state	$ \phi\rangle = \hat{X}_0 \otimes \hat{I}_1 (00\rangle + 11\rangle)$	$\phi_{i'j} = X_{i'i} \delta_{ij}$

Following tensor notations we drop the summation sign over any repeated indices, that is, $a_i b_{ij} = \sum_i a_i b_{ij}$. For more details on tensor expressions, see [21].

4.2 Graph model of tensor expression

Evaluation of a tensor expression depends heavily on the order in which one picks indices to sum over [7, 22]. The most widely used representation of a tensor expression is a “tensor network,” where vertices stand for tensors and tensor indices stand for edges. For finding the best order of contraction for the expression, we use a line graph representation of a tensor network. In this notation, we use vertices to denote unique indices, and we denote tensors by cliques (fully connected subgraphs). Note that tensors, which are diagonal along some of the axes and hence can be indexed with fewer indices, are depicted by cliques that are smaller than

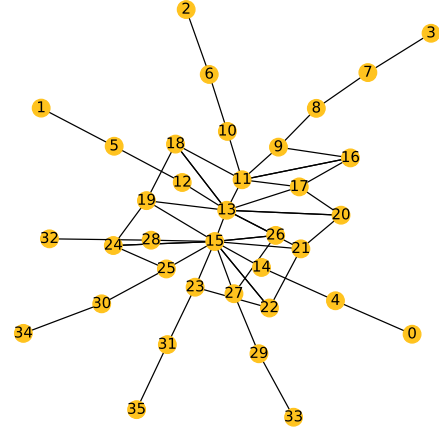


Figure 3: Graph representation of tensor expression of the circuit in Fig. 1. Every vertex corresponds to a tensor index of a quantum gate. Indices are labeled right to left: 0-3 are indices of the output statevector, and 32-25 are indices of the input statevector. Self-loop edges are not shown (in particular $Z^{2\gamma}$, which is diagonal).

the dimension of the corresponding tensor. For a special case of vectors or diagonal matrices, self-loop edges are used. Figure 2 shows the notation for the gates used in this work. For a more detailed description of graph representation, see [22].

Having built this representation, one has to determine the index elimination order. The tensor network is contracted by sequential elimination of its indices.

The tensor after each index elimination will be indexed by a union of sets of indices of tensors in the contraction operation. In the line graph representation, the index contraction removes the corresponding vertices from the graph. Adding the intermediate tensor afterwards corresponds to adding a clique to all neighbors of index i . We call this step *elimination of vertex (index) i* . An interactive demo of this process can be found at <https://lykov.tech/qg> (works for cZ_v2 circuits from “Files to use” – link).

The memory and time required for the new tensor after elimination of a vertex v from G depends exponentially on the number of its neighbors $N_G(v)$. Figure 4 shows the dependence of the elimination cost with respect to the number of vertices (steps) of a typical QAOA quantum circuit. The inset also shows for comparison the number of neighbors for every vertex at the elimination step.

Note that the majority of contraction is very cheap, which corresponds to the low-degree nodes from Figure 3. This observation serves as a basis for our *step-dependent slicing* algorithm.

The main factor that determines the computation cost is the maximum $N_G(v)$ throughout the process of sequential elimination of vertices. In other words, for the computation cost C the following is true:

$$C \propto 2^c; c \equiv \max_{i=1 \dots N} N_{G_i}(v_i),$$

where G_i is obtained by contracting $i - 1$ vertices and c is referred to as the *contraction width*. We later use shorter notation for the number of neighbors $N_i(v) \equiv N_{G_i}(v_i)$.

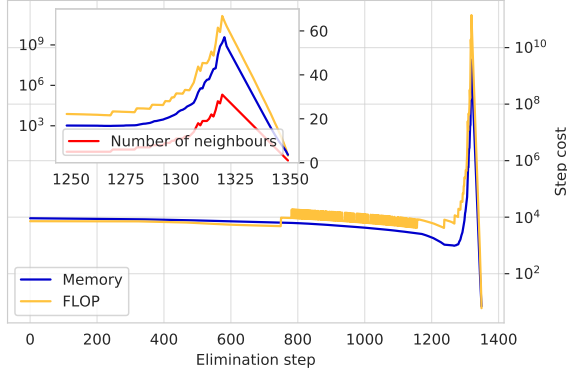


Figure 4: Cost of contraction for every vertex for a circuit with 150 qubits. Inset shows the peak magnified and the number of neighbors of the vertex contracted at a given step (right y-axis).

The problem of finding a path of graph vertex elimination that minimizes c is connected to finding the tree decomposition. In fact, the treewidth of the expression graph is equal to $c - 1$. Tree decomposition is NP-hard for general graphs [23], and a similar hardness result is known for the optimal tensor contraction problem [24]. However, several exact and approximate algorithms for tree decomposition were developed in graph theory literature; for references, see [23, 25–28].

5 SIMULATION OF A SINGLE AMPLITUDE

The simulation of a single amplitude is a simple benchmark to use to evaluate the complexity of quantum circuits and simulation performance. We start with N -qubit zero state $|0^{\otimes N}\rangle$ and calculate a probability to measure the same state.

$$\sigma = \langle 0^{\otimes N} | \hat{U} | 0^{\otimes N} \rangle = \langle 0^{\otimes N} | \vec{\gamma}, \vec{\beta} \rangle$$

5.1 Ordering algorithm

The ordering algorithm is a dominating part of efficient tensor network contraction. Linear improvement in contraction width results in an exponential speedup of contraction.

There are several ordering algorithms that we use in our simulations. The major criterion to choose one is to maintain a balance between ordering improvement and run time of the algorithm itself.

5.1.1 Greedy algorithm. The greedy algorithm contracts the lowest-degree vertex in the graph. This algorithm is commonly used as a baseline since it provides a reasonable result given a short run-time budget.

5.1.2 Randomized greedy algorithm. The contraction width is very sensitive to small changes in the contraction order. Gray and Kourtis [29] used this fact in a randomized ordering algorithm, which provided contraction width improvement without prolonging the run time. We use a similar approach in the *rgreedy* algorithm. Instead of choosing the smallest-degree vertex, *rgreedy* assigns probabilities

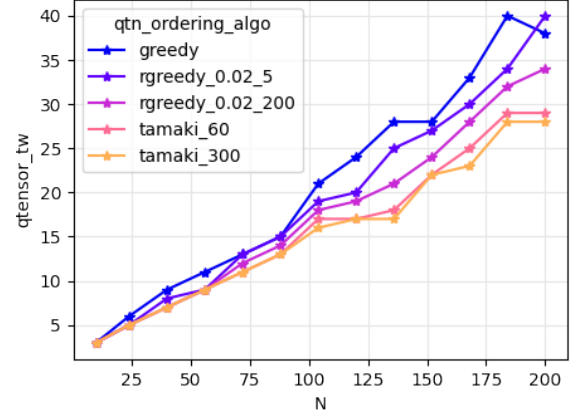


Figure 5: Comparison of different ordering algorithms for single amplitude simulation of QAOA ansatz state

for each vertex using Boltzmann’s distribution:

$$p(v) = \exp\left(-\frac{1}{\tau} N_G(v)\right)$$

The contraction is then repeated q times, and the best ordering is selected. The τ and q parameters are specified after the name of the *rgreedy* algorithm.

5.1.3 Heuristic solvers. The attempt to use some global information in the ordering problem gives rise to several heuristic algorithms.

QuickBB [25] is a widely-used branch-and-bound algorithm. We found that it does not provide significant improvement in the contraction width in addition to being much slower than greedy algorithms.

Tamaki’s heuristic solver [30] is a dynamic programming approach that provides great results. This is also an “anytime” algorithm, meaning that it provides a solution after it is stopped at any time. The improvements from this algorithm are noticeable when it runs from tens of seconds to minutes. We denote time (in seconds) allocated to this ordering algorithm after its name.

5.2 Multinode parallelization

The tensor network contraction problem is memory-bound, but there is a way to trade excess computing power for memory. One can subdivide the tensor network into several smaller network by carefully selecting n indices and slicing any tensor with those indices. In quantum circuit simulations, all sizes of indices we use are equal to 2, and the total number of such sliced tensor networks is $d = 2^n$. In graph representation, this operation results in the removal of the corresponding vertices from the expression graph.

Slice operation is equivalent to decomposition of the full expression into the following form:

$$\sum_{m_1 \dots m_n} \left(\sum_{V \setminus \{m_i\}} T^1 T^2 \dots T^N \right), \quad (1)$$

where m_i are the slicing indices and the sliced tensor networks correspond to the expression in parentheses.

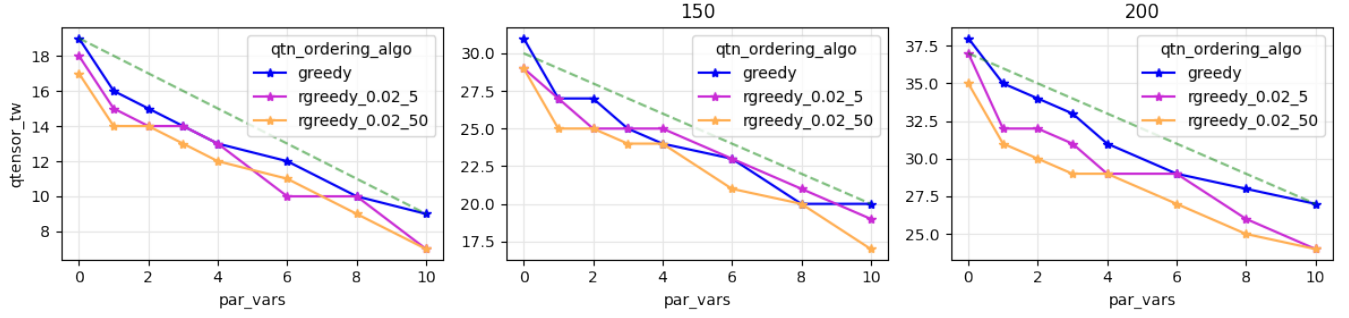


Figure 6: Contraction width with respect to number of sliced variables Drop of contraction width by 1 results in 2x smaller memory and CPU requirement, and increase in number of sliced variables doubles the number of simulations to calculate. The green dashed line is the zero-speedup line, where only memory requirements are improved. The three plots are calculated for different number of qubits: 100, 150 and 200.

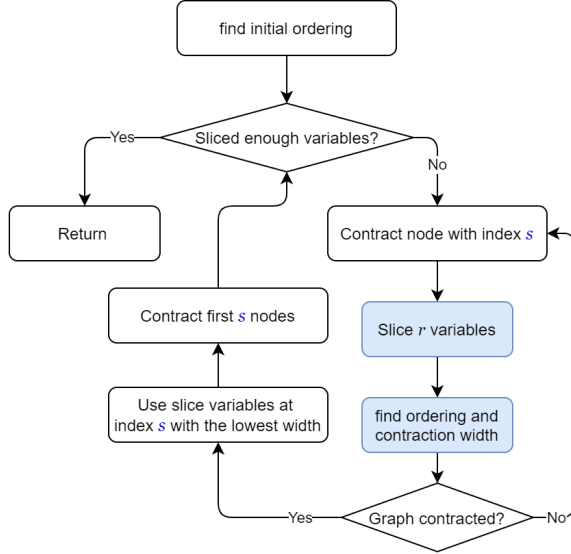


Figure 7: Step-based slicing algorithm. The blue boxes are evaluated for each graph node and are the main contributions to time.

Each part is represented by a graph with lower connectivity than the original one. This dramatically affects the optimal elimination path and, respectively, the cost of contraction.

5.3 Step-dependent slicing

The QAOA circuit tensor expression results in a graph that has many low-degree vertices, as demonstrated in Fig. 3 for a small circuit. As can be seen in Fig. 4, most contraction steps are computationally cheap, and the connectivity of a graph is low.

Each partially-contracted tensor network is a perfectly valid tensor network and can be sliced as well. From a line graph representation perspective, vertices can be removed at any step of contraction, giving rise to a completely new problem of finding an optimal step for slicing the expression. We propose a *step-dependent*

slicing algorithm that uses this fact and determines the best index to perform slicing operation, shown in Fig. 7.

We start with finding the ordering for the full graph. Our algorithm then selects consideration only those steps that come before the peak. For every such contraction step s , we remove r vertices with the biggest number of neighbors from the graph and re-run the ordering algorithm to determine the contraction after slicing. The distribution of contraction width is shown on Fig. 10.

The step s at which slicing produces best contraction width and contraction order before that is then added to a contraction schedule. This process can be repeated several times until n indices in total are selected - each r of them having their optimal step s . This algorithm requires $\frac{n}{2r}N$ runs of an ordering algorithm, where N is the number of nodes in the graph, which is usually of the order of 1000. Only greedy algorithms are used in this procedure due to its short run time.

The value of r can be used to slightly tweak the quality of the results. If $r = n$, all the n variables are sliced at a single step. If $r = 1$, each slice variable can have its own slice step s , which gives better results for larger n .

We observed that using $n = 1$ already provides contraction width reduction by 3, which converts to 8x speedup in simulation. Figure 6 shows dependence of contraction width from n for different ordering algorithms and graphs of different sizes.

To the best of our knowledge, this approach of *step-dependent parallelization* was never described in previous work in this field.

6 SIMULATION OF SEVERAL AMPLITUDES

The QAOA algorithm in its quantum part requires sampling of bit-strings that are potential solutions to a Max-Cut problem. It is possible to emulate sampling on a classical computer without calculating all the probability amplitudes. To obtain such samples, one can use *frugal rejection sampling* [31] which requires calculating several amplitudes.

Our tensor network approach can be extended to simulate a batch of variables. If we contract all indices of a tensor network, the result will be scalar - a probability amplitude. If we decide to leave out some indices, the result will be a tensor indexed by those indices.

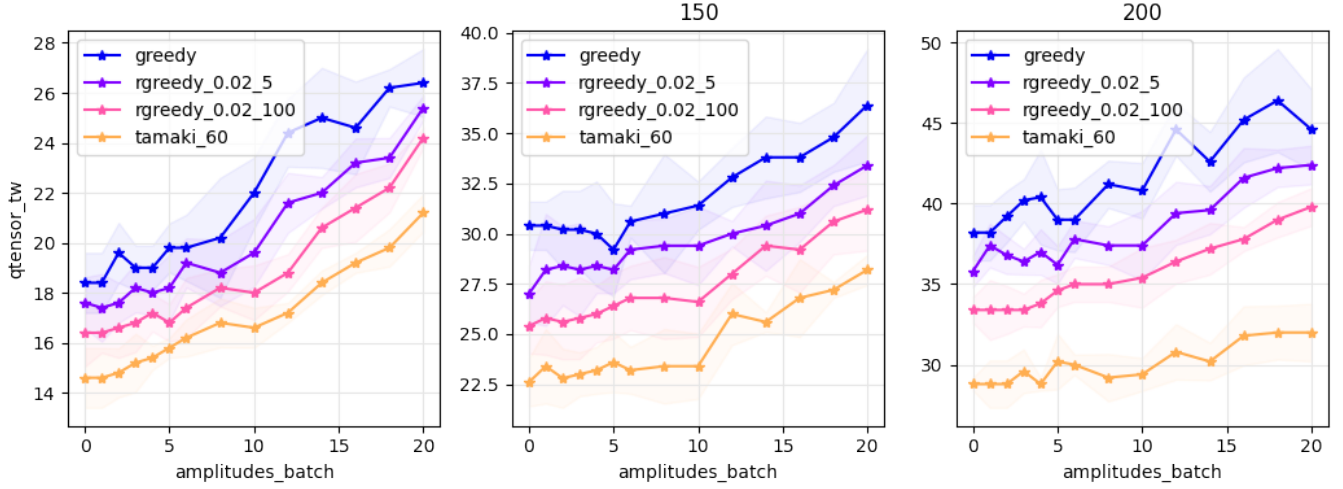


Figure 8: Simulation cost for a batch of amplitudes. The calculations are done for 5 random instances of degree-3 random regular graphs and the mean value is plotted. The three plots are calculated for different number of qubits: 100, 150 and 200.

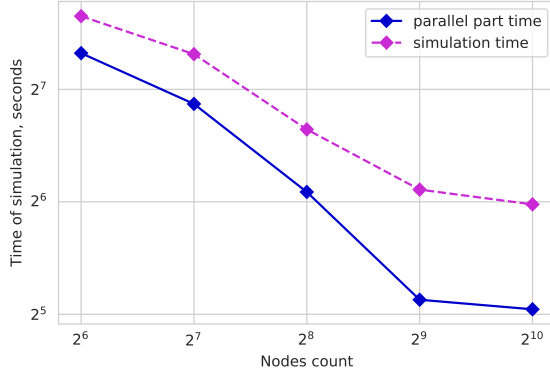


Figure 9: Experimental data of simulation time with respect to the number of Theta nodes. The circuit is for 210 qubits and 1,785 gates.

This tensor corresponds to a clique on left-out indices. If a graph contains a clique of size a , its treewidth is not smaller than a . And if we found a contraction order with contraction width c , during the contraction procedure we will have a clique of size c . If $a < c$ then adding a clique to the original graph does not increase contraction width. This opens a possibility to simulate a batch of 2^a amplitudes for the same cost as a single amplitude. This is discussed in great detail in [15].

Figure 8 shows contraction width for simulation of batch of amplitudes for different values of a , ordering algorithms and graph sizes.

7 RESULTS

We used the Argonne’s Cray XC40 supercomputer called Theta that consists of 4,392 computational nodes. Each node has 64 Intel

Xeon Phi cores and 208 GB of RAM. The combined computational power of this supercomputer is about 12 PFLOP/sec. The aggregated amount of RAM across nodes is approximately 900,000 GB.

For our main test case, a circuit with 210 qubits, the initial contraction was calculated using a greedy algorithm and resulted in contraction width 44. This means that the cost of simulation would be ≥ 70 TFLOPS and 281 TB, respectively. Using our *step-dependent slicing* algorithm with $r = n$ on 64 computational nodes allows us to remove 6 vertices and split the expression into smaller parts that have a contraction width of 32, which easily fits into RAM of one node. The whole simulation, in this case, uses 60% of 13 TB cumulative memory of 64 nodes, more than 35x less than a serial approach uses.

Figure 10 shows how the contraction width c of the sliced tensor expression depends on step s for several values of numbers of sliced indices n . The notable feature is the high variance of c with respect to s —the difference between the smallest and the largest values goes up to 9, which translates to a 512x cost difference. However, the general pattern for different QAOA circuits remains similar: increasing n by one reduces $\min_s(c(s))$ by one.

Computational speedup provided by 64 nodes is on the order of $4096 = 2^{44-32}$ which is more than the theoretical limit of 64x for any kind of straightforward parallelization. Using 512 nodes drops the contraction width to 29 and reduces the simulation time 3x compared with that when using 64 nodes.

The experimental results for 64–1,024 nodes are shown in Fig. 9. Simulation time includes serial simulation of the first small steps before step s , which takes 40 s for a 210-qubit circuit, or 25–50% of total simulation time, depending on the number of nodes.

8 CONCLUSIONS

We have presented a novel approach for simulating large-scale quantum circuits represented by tensor network expressions. It allowed us to simulate large QAOA quantum circuits up to 210

qubit circuits with a depth of 1,785 gates on 1,024 nodes and 213 TB of memory on the Theta supercomputer.

We applied our algorithm to simulate quantum circuits for QAOA ansatz state with $p = 1$, which could have an essential role in the demonstration of quantum advantage. To reduce memory footprint, we developed a *step-dependent slicing* algorithm that contracts part of an expression in advance and reduces the expensive task of finding an elimination order. Using this approach, we found an ordering that produces speedups up to 512x, when compared with other parallelization steps s for the same expression.

The unmodified tensor network contraction algorithm is able to simulate 120-140 qubit circuits, depending on the problem graph. By using a randomized greedy ordering algorithm, we were able to raise this number to 175 qubits. Furthermore, using a parallelization based on *step-dependent slicing* allows us to simulate 210 qubits on a large-scale machine. Another way to obtain samples from the QAOA ansatz state is to use density matrix simulation, but it is prohibitively computationally expensive and memory demanding. The largest density matrix simulators known to us can compute 100 qubit problems [32] and 120 qubit problems [33] using high-performance computing.

The important feature of our algorithm is applicability to the QAOA algorithm: the contraction order has to be generated only once and then can be reused for additional simulations with different circuit parameters. As a result, it can be used to simulate a large variety of QAOA circuits.

We conclude that this work presents a significant development in the field of quantum simulators. To the best of our knowledge, the presented results are the largest QAOA quantum circuit simulations reported to date.

9 ACKNOWLEDGEMENTS

This research used the resources of the Argonne Leadership Computing Facility, which is a U.S. Department of Energy (DOE) Office of Science User Facility supported under Contract DE-AC02-06CH11357. We gratefully acknowledge the computing resources provided and operated by the Joint Laboratory for System Evaluation (JLSE) at Argonne National Laboratory. This research was also supported by the U.S. Department of Energy, Office of Science, Basic Energy Sciences, Materials Sciences and Engineering Division, and by the Exascale Computing Project (17-SC-20-SC), a joint project of the U.S. Department of Energy's Office of Science and National Nuclear Security Administration, responsible for delivering a capable exascale ecosystem, including software, applications, and hardware technology, to support the nation's exascale computing imperative.

REFERENCES

- [1] Koen De Raedt, Kristel Michielsen, Hans De Raedt, Binh Trieu, Guido Arnold, Marcus Richter, Th Lippert, H Watanabe, and N Ito. Massively parallel quantum computer simulator. *Computer Physics Communications*, 176(2):121–136, 2007.
- [2] Mikhail Smelyanskiy, Nicolas PD Sawaya, and Alán Aspuru-Guzik. qHiPSTER: the quantum high performance software testing environment. *arXiv preprint arXiv:1601.07195*, 2016.
- [3] Thomas Häner and Damian S Steiger. 0.5 petabyte simulation of a 45-qubit quantum circuit. In *Proceedings of the International Conference for High Performance Computing, Networking, Storage and Analysis*, page 33. ACM, 2017.
- [4] Xin-Chuan Wu, Sheng Di, Emma Maitreyee Dasgupta, Franck Cappello, Hal Finkel, Yuri Alexeev, and Frederic T Chong. Full-state quantum circuit simulation by using data compression. In *Proceedings of the High Performance Computing, Networking, Storage and Analysis International Conference (SC19)*, Denver, CO,

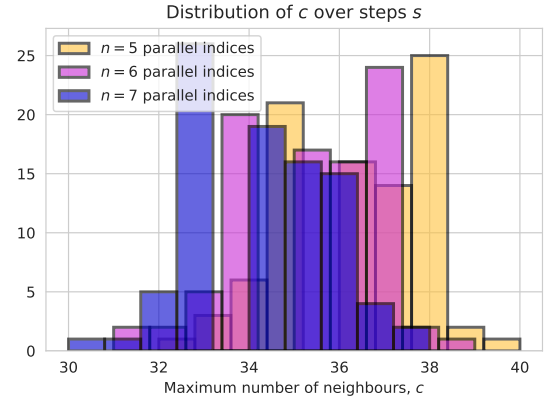


Figure 10: Distribution of the contraction width (maximum number of neighbors) c for different numbers of parallel indices n . While variance of c is present, showing that it is sensible to the parallelization index s , we are interested in the minimal value of s , which, in turn, generally gets smaller for bigger n .

- USA, 2019. IEEE Computer Society.
- [5] Ethan Bernstein and Umesh Vazirani. Quantum complexity theory. *SIAM Journal on computing*, 26(5):1411–1473, 1997.
- [6] QuaC (quantum in c) is a parallel time dependent open quantum systems solver, 2020.
- [7] Igor L Markov and Yaoyun Shi. Simulating quantum computation by contracting tensor networks. *SIAM Journal on Computing*, 38(3):963–981, 2008.
- [8] Edwin Pednault, John A Gunnels, Giacomo Nannicini, Lior Horeh, Thomas Magerlein, Edgar Solomonik, and Robert Wisnieff. Breaking the 49-qubit barrier in the simulation of quantum circuits. *arXiv preprint arXiv:1710.05867*, 2017.
- [9] Sergio Boixo, Sergei V Isakov, Vadim N Smelyanskiy, and Hartmut Neven. Simulation of low-depth quantum circuits as complex undirected graphical models. *arXiv preprint arXiv:1712.05384*, 2017.
- [10] Edward Farhi and Aram W Harrow. Quantum supremacy through the quantum approximate optimization algorithm. *arXiv preprint arXiv:1602.07674*, 2016.
- [11] Frank Arute, Kunal Arya, Ryan Babbush, Dave Bacon, Joseph C Bardin, Rami Barends, Rupak Biswas, Sergio Boixo, Fernando GSL Brandao, David A Buell, et al. Quantum supremacy using a programmable superconducting processor. *Nature*, 574(7779):505–510, 2019.
- [12] Benjamin Villalonga, Dmitry Lyakh, Sergio Boixo, Hartmut Neven, Travis S Humble, Rupak Biswas, Eleanor Rieffel, Alan Ho, and Salvatore Mandrà. Establishing the quantum supremacy frontier with a 281 pflop/s simulation. *Quantum Science and Technology*, 2020.
- [13] Riling Li, Bujiao Wu, Mingsheng Ying, Xiaoming Sun, and Guangwen Yang. Quantum supremacy circuit simulation on sunway taihulight. *arXiv preprint arXiv:1804.04797*, 2018.
- [14] Sergio Boixo, Sergei V. Isakov, Vadim N. Smelyanskiy, and Hartmut Neven. Simulation of low-depth quantum circuits as complex undirected graphical models. *arXiv*, dec 2017.
- [15] Roman Schutschi, Danil Lykov, and Ivan Oseledets. Adaptive algorithm for quantum circuit simulation. *Phys. Rev. A*, 101:042335, Apr 2020.
- [16] Jianxin Chen, Fang Zhang, Cupjin Huang, Michael Newman, and Yaoyun Shi. Classical simulation of intermediate-size quantum circuits. *arXiv*, may 2018.
- [17] Edward Farhi, Jeffrey Goldstone, and Sam Gutmann. A quantum approximate optimization algorithm. *arXiv preprint arXiv:1411.4028*, 2014.
- [18] Zhihui Wang, Stuart Hadfield, Zhang Jiang, and Eleanor G Rieffel. Quantum approximate optimization algorithm for maxcut: A fermionic view. *Physical Review A*, 97(2):022304, 2018.
- [19] Rina Dechter. Bucket elimination: A unifying framework for several probabilistic inference. *CoRR*, abs/1302.3572, 2013.
- [20] Stephen Marsland. *Machine learning: an algorithmic perspective*. Chapman and Hall/CRC, 2011.
- [21] Andrzej Cichocki, Namgil Lee, Ivan Oseledets, Anh-Huy Phan, Qibin Zhao, Danilo P Mandic, et al. Tensor networks for dimensionality reduction and large-scale optimization: Part 1 low-rank tensor decompositions. *Foundations and Trends® in Machine Learning*, 9(4-5):249–429, 2016.

- [22] Roman Schutski, Danil Lykov, and Ivan Oseledets. An adaptive algorithm for quantum circuit simulation. *arXiv preprint arXiv:1911.12242*, 2019.
- [23] Hans L Bodlaender. A tourist guide through treewidth. *Acta cybernetica*, 11(1-2):1, 1994.
- [24] Lam Chi-Chung, P Sadayappan, and Rephael Wenger. On optimizing a class of multi-dimensional loops with reduction for parallel execution. *Parallel Processing Letters*, 7(02):157–168, 1997.
- [25] Vibhav Gogate and Rina Dechter. A complete anytime algorithm for treewidth. In *Proceedings of the 20th conference on Uncertainty in artificial intelligence*, pages 201–208. AUAI Press, 2004.
- [26] Hans L Bodlaender, Fedor V Fomin, Arie MCA Koster, Dieter Kratsch, and Dimitrios M Thilikos. On exact algorithms for treewidth. In *European Symposium on Algorithms*, pages 672–683. Springer, 2006.
- [27] Ton Kloks. *Treewidth: computations and approximations*, volume 842. Springer Science & Business Media, 1994.
- [28] Ton Kloks, H Bodlaender, Haiko Müller, and Dieter Kratsch. Computing treewidth and minimum fill-in: All you need are the minimal separators. In *European Symposium on Algorithms*, pages 260–271. Springer, 1993.
- [29] Johnnie Gray and Stefanos Kourtis. Hyper-optimized tensor network contraction, 2020.
- [30] Hisao Tamaki. Positive-Instance Driven Dynamic Programming for Treewidth. In Kirk Pruhs and Christian Sohler, editors, *25th Annual European Symposium on Algorithms (ESA 2017)*, volume 87 of *Leibniz International Proceedings in Informatics (LIPIcs)*, pages 68:1–68:13, Dagstuhl, Germany, 2017. Schloss Dagstuhl–Leibniz-Zentrum fuer Informatik.
- [31] Benjamin Villalonga, Sergio Boixo, Bron Nelson, Christopher Henze, Eleanor Rieffel, Rupak Biswas, and Salvatore Mandrà. A flexible high-performance simulator for verifying and benchmarking quantum circuits implemented on real hardware. *NPJ Quantum Information*, 5:1–16, 2019.
- [32] E. Schuyler Fried, Nicolas P. D. Sawaya, Yudong Cao, Ian D. Kivlichan, Jhonathan Romero, and Alán Aspuru-Guzik. qtorch: The quantum tensor contraction handler. *PLOS ONE*, 13(12):e0208510, Dec 2018.
- [33] Ya-Qian Zhao, Ren-Gang Li, Jin-Zhe Jiang, Chen Li, Hong-Zhen Li, En-Dong Wang, Wei-Feng Gong, Xin Zhang, and Zhi-Qiang Wei. Simulation of quantum computing on classical supercomputers, 2020.