

CutQC: Using Small Quantum Computers for Large Quantum Circuit Evaluations*

Wei Tang^{†1}, Teague Tomesh¹, Jeffrey Larson², Martin Suchara², and Margaret Martonosi¹

¹Department of Computer Science, Princeton University

²Argonne National Laboratory

Abstract

Quantum computing (QC) is a new paradigm offering the potential of exponential speedups over classical computing for certain computational problems. Each additional qubit doubles the size of the computational state space available to a QC algorithm. This exponential scaling underlies QC's power, but today's Noisy Intermediate-Scale Quantum (NISQ) devices face significant engineering challenges in scalability. The set of quantum circuits that can be reliably run on NISQ devices is limited by their noisy operations and low qubit counts.

This paper introduces CutQC, a scalable hybrid computing approach that combines classical computers and quantum computers to enable evaluation of quantum circuits that cannot be run on classical or quantum computers alone. CutQC cuts large quantum circuits into smaller subcircuits, allowing them to be executed on smaller quantum devices. Classical postprocessing can then reconstruct the output of the original circuit. This approach offers significant runtime speedup compared with the only viable current alternative—purely classical simulations—and demonstrates evaluation of quantum circuits that are larger than the limit of QC or classical simulation. Furthermore, in real-system runs, CutQC achieves much higher quantum circuit evaluation fidelity using small prototype quantum computers than the state-of-the-art large NISQ devices achieve. Overall, this hybrid approach allows users to leverage classical and quantum computing resources to evaluate quantum programs far beyond the reach of either one alone.

1. Introduction

Quantum computing (QC) has emerged as a promising computational approach with the potential to benefit numerous scientific fields [1]. For example, QC offers the possibility of reduced computational time for problems in machine learning [2, 3], chemistry [4, 5], and other areas [6]. Some of the earliest QC work shows that quantum algorithms for factoring [7] can be exponentially faster and that database search [8]

*Tang, Wei, Teague Tomesh, Jeffrey Larson, Martin Suchara, and Margaret Martonosi. "CutQC: Using small quantum computers for large quantum circuit evaluations." In Proceedings of the Twenty-Sixth International Conference on Architectural Support for Programming Languages and Operating Systems. 2021.

[†]Corresponding author: weit@princeton.edu

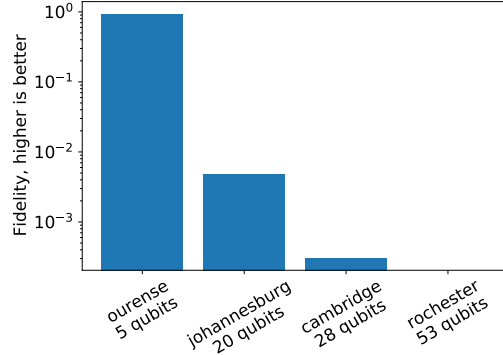


Figure 1: Using IBM's quantum computers to execute the Bernstein–Vazirani (BV) algorithm. Problem instance sizes were selected to occupy half of the device qubits. Fidelity (correct answer probability) decreases rapidly for larger devices and drops below 1% for a 10-qubit BV executed on the 20-qubit Johannesburg device. The 53-qubit Rochester device fails to produce any meaningful results for a 26-qubit BV circuit.

can be polynomially faster than their classical counterparts. However, these quantum algorithms assume the existence of large-scale, fault-tolerant, universal quantum computers.

Instead, today's quantum computers are noisy intermediate-scale quantum (NISQ) devices [9], and major challenges limit their effectiveness. Noise can come from limited coherence time [10], frequency selection for individual qubits [11], crosstalk among qubits [12], and limited control bandwidth [13]. Because of these and other issues, the difficulty of building reliable quantum computers increases dramatically with increasing number of qubits. For example, Figure 1 shows the fidelities obtained from executions of the Bernstein–Vazirani (BV) algorithm on IBM quantum computers with increasing number of qubits. We executed quantum circuits of only half the size of the devices themselves and mapped the circuits to use the best qubits on the devices by using a state-of-the-art noise adaptive compiler [14]. However, larger devices realize significantly worse fidelity than do smaller devices.

More fundamentally, such intermediate-scale quantum devices are hard limited by their qubit count. Currently, only small quantum circuits can be run on small quantum computers. The largest superconducting quantum computers available

today have 53 qubits [15, 16], and their relatively poor fidelity further limits the size of circuits that can be run. Large neutral atom qubit arrays have been developed recently, but achieving high gate fidelity remains a significant challenge [17].

Both the noise and the intermediate-scale characteristics of NISQ devices present significant obstacles to their practical applications. On the other hand, the only currently viable alternative for QC evaluation—classical simulations of quantum circuits—produces noiseless output but is not tractable in general. For example, state-of-the-art full-state classical simulations of quantum circuits of merely 45 qubits require tens of hours on thousands of high-performance compute nodes and hundreds of terabytes of memory [18].

This work uses circuit cutting to expand the reach of small quantum computers with partitioning and postprocessing techniques that augment small QC platforms with classical computing resources. We develop the first end-to-end hybrid approach that automatically locates efficient cut positions to cut a large quantum circuit into smaller subcircuits that are each independently executed by using quantum devices with fewer qubits. Via scalable postprocessing techniques, the output of the original circuit can then be reconstructed or sampled efficiently from the subcircuit outputs.

To evaluate the performance of CutQC, we benchmarked six different quantum circuits that represent a general set of circuits for gate-based QC platforms and promising near-term applications. We demonstrate executing quantum circuits of up to 100 qubits on existing NISQ devices. This is significantly beyond the current reach of either quantum or classical methods alone.

Our contributions include the following:

1. **Expanding the size** of quantum circuits that can be run on NISQ devices and classical simulation by combining the two. Our method allows executions of quantum circuits more than twice the size of the available quantum computer backend and much beyond the classical simulation limit.
2. **Improving the fidelity** of quantum circuit executions on NISQ devices. We show an average of 21% to 47% improvement to χ^2 loss for different benchmarks by using CutQC with small quantum computers, as compared with direct executions on large quantum computers.
3. **Speeding up** the overall quantum circuit execution over classical simulations. We use quantum computers as co-processors to achieve 60X to 8600X runtime speedup over classical simulations for different benchmarks.

2. Background

This section introduces quantum circuits and explains the differences between several quantum circuit evaluation modes. For a more comprehensive introduction to quantum computing we refer the reader to [19, 20].

Quantum programs are expressed as circuits that consist of a sequence of single- and multiqubit gate operations. Quantum circuits can be evaluated by using classical simulations, on

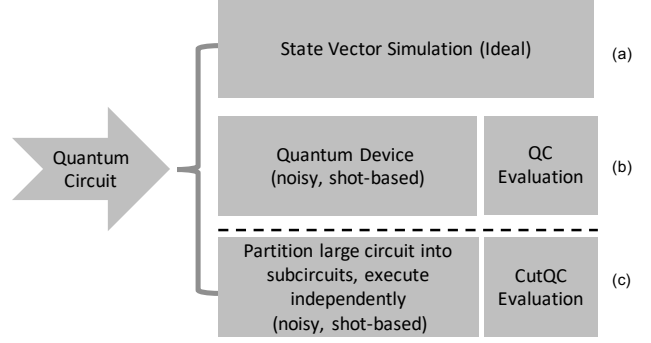


Figure 2: Different quantum circuit evaluation modes. (a) Purely classical simulation produces the ground truth to verify other evaluation outputs. (b) Purely quantum evaluation on quantum computers. Multiple vendors provide cloud access to their devices. (c) Our hybrid mode, which is orders of magnitude faster than (a), produces much less noisy outputs than (b), and evaluates much larger circuits than (a) and (b).

quantum computers, or in a hybrid mode as explored in this paper. Figure 2 provides an overview of the different evaluation modes. Several simulation and hardware QC platforms recently emerged [21, 22, 23]. One widely used package is the IBM Qiskit [24], which allows simulation and cloud access to IBM’s quantum hardware.

State vector simulation (Figure 2a) is typically an idealized noiseless simulation of a quantum circuit. All quantum operations are represented as unitary matrices. N -qubit operations are $2^N \times 2^N$ unitary matrices. State vector simulation executes circuits by sequentially multiplying each gate’s corresponding unitary matrix with the current state vector. This yields an error-free output represented as complex amplitudes, which cannot be obtained on quantum computers. This evaluation mode scales exponentially and serves only to provide the ground truth for benchmarking NISQ devices for small quantum circuits. We use this evaluation mode as a baseline to verify the output of modes (b) and (c) in Figure 2 and to compute the χ^2 metric to quantify the noise and quality of quantum circuit executions.

Physical executions on NISQ computers use a shot-based model. Quantum algorithms are first compiled to satisfy device-specific characteristics such as qubit connectivity, native gate set, noise, and crosstalk [12, 14]. A real NISQ device then executes the compiled quantum circuit thousands of times (“shots”) in quick succession. At the end of each shot, all qubits are measured; and the output, a classical bit string, is recorded. After all shots are taken, a distribution of probabilities over the observed states is obtained. Section 6 compares the runtimes of the state vector simulation (Figure 2a) and CutQC evaluation (Figure 2c) modes. We also compare the execution fidelities of the QC evaluation (Figure 2b) and CutQC evaluation (Figure 2c) modes.

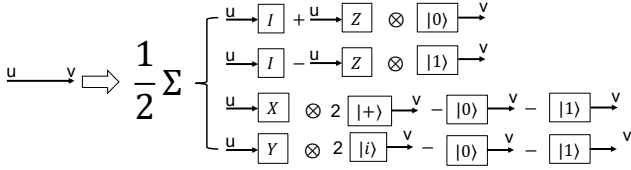


Figure 3: Procedure to cut one qubit wire. The wire between vertices u and v (left) can be cut by (as shown on the right) summing over four pairs of measurement circuits appended to u and state initialization circuits prepended to v . Measurement circuits in the I and Z basis have the same physical implementation. The three different upstream measurement circuits and the four different downstream initialization circuits are now separate and can be independently evaluated.

3. Circuit Cutting

This section presents an overview of the theory behind cutting a quantum circuit. Figure 4 offers an illustrative example, where one cut separates a 5-qubit quantum circuit into 2 subcircuits of 3 qubits each. Time goes from left to right in quantum circuit diagrams, and each row represents a qubit wire. CutQC performs vertical cuts on qubit wires, in other words, timewise cuts.

3.1. Circuit Cutting: Theory

The physics theory behind the ability to cut a qubit wire originates from the fact that the unitary matrix of an arbitrary quantum operation in a quantum circuit can be decomposed into any set of orthonormal matrix bases. For example, the set of Pauli matrices I, X, Y, Z is a convenient basis to use. Previous work in theoretical physics proved the mathematical validity of decomposing unitary matrices of quantum operations but with an exponentially higher overhead [25].

Specifically, an arbitrary 2×2 matrix A can be decomposed as

$$A = \frac{\text{Tr}(AI)I + \text{Tr}(AX)X + \text{Tr}(AY)Y + \text{Tr}(AZ)Z}{2}. \quad (1)$$

This identity, however, requires access to complex amplitudes, which are not available on quantum computers. To execute on quantum computers, we further decompose the Pauli matrices into their eigenbasis and organize the terms. We obtain the following identity in cutting a quantum wire timewise.

$$A = \frac{A_1 + A_2 + A_3 + A_4}{2} \quad (2)$$

where

$$\begin{aligned} A_1 &= [\text{Tr}(AI) + \text{Tr}(AZ)]|0\rangle\langle 0| \\ A_2 &= [\text{Tr}(AI) - \text{Tr}(AZ)]|1\rangle\langle 1| \\ A_3 &= \text{Tr}(AX)[2|+\rangle\langle +| - |0\rangle\langle 0| - |1\rangle\langle 1|] \\ A_4 &= \text{Tr}(AY)[2|+i\rangle\langle +i| - |0\rangle\langle 0| - |1\rangle\langle 1|] \end{aligned}$$

Each trace operator corresponds physically to measure the qubit in one of the Pauli bases. And each of the density matrices corresponds physically to initialize the qubit in one of the eigenstates. Figure 3 shows the resulting subcircuits and the reconstruction procedure incurred when making a single cut. Since measuring a qubit in either the I or Z basis corresponds physically to the same quantum circuit, three different upstream subcircuits and four different downstream subcircuits result. Four pairs of Kronecker product between the subcircuit outputs are then performed and summed together to reconstruct the uncut circuit output. A similar procedure can then be applied to more than one cutting point in a large quantum circuit in order to split it into a few smaller subcircuits.

3.2. Circuit Cutting: Example

Consider the quantum circuit example in Figure 4. Here we show how the example 5-qubit circuit can be cut to fit on a 3-qubit device. First, we define notation for a circuit's output state probability distribution. Let the input to an n -qubit circuit be initialized to the $|q_0, \dots, q_{n-1}\rangle$ state, where $q_i \in \{|0\rangle, |1\rangle, |+\rangle, |+i\rangle\}$. Let the output be measured in the M_0, \dots, M_{n-1} basis, where $M_i \in \{I, X, Y, Z\}$. We use the notation $C(|q_0, \dots, q_{n-1}\rangle; M_0, \dots, M_{n-1})$ to represent a quantum circuit C with its qubits initialized in the given states and measured in the given basis.

3.2.1. Selecting the Cut Locations Assuming for now that cut locations are chosen manually, we show in Figure 4 that a single cut can be made to qubit q_2 between the first two cZ gates, splitting the original 5-qubit circuit into two circuits containing 3 qubits each. Now, the last qubit in subcircuit 1 ($subcirc1_2$) and the first qubit in subcircuit 2 ($subcirc2_0$) can be mapped to the u and v appearing in the right-hand side of Figure 3. Section 4.1 describes the automation of the selection of cut locations.

3.2.2. Attributing the Shots Note that $subcirc1_2$ does not appear in the final output of the uncut circuit. Therefore each shot obtained from executing the subcircuit 1 needs to be multiplied by a ± 1 factor, contingent on the measurement outcomes of qubit $subcirc1_2$. Specifically, each shot measurement outcome of subcircuit 1 should be attributed into the output as

$$\begin{cases} \overline{xx0}, \overline{xx1} \rightarrow +\overline{xx} & M_2 = I \\ \overline{xx0} \rightarrow +\overline{xx} \\ \overline{xx1} \rightarrow -\overline{xx} & \text{otherwise,} \end{cases} \quad (3)$$

where \overline{xx} is the measurement outcome of the qubits $subcirc1_0$ and $subcirc1_1$.

3.2.3. Building the Full Probabilities The full probability distribution for the uncut circuit can then be reconstructed in the classical postprocessing step by taking the attributed outputs of the two smaller subcircuits, performing the four pairs of Kronecker products, and summing together, as indicated in Figure 3.

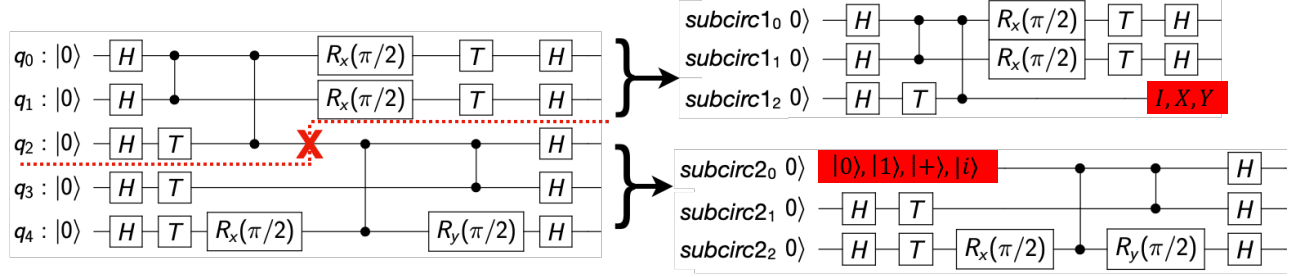


Figure 4: Example of cutting a five-qubit circuit into two smaller subcircuits of three qubits each. The subcircuits are produced by cutting the q_2 wire between the first two CZ gates. The three variations of $subcircuit_1$ and four variations of $subcircuit_2$ can then be evaluated on a 3-qubit quantum device, instead of a 5-qubit device. The classical postprocessing involves summing over four Kronecker products between the two subcircuits for the one cut made.

3.3. Circuit Cutting: Challenges

The first challenge is to find cut locations. While quantum circuits can always be split into smaller ones, finding optimal cut locations is crucial in order to minimize the classical postprocessing overhead. In general, large quantum circuits may require more than one cut in order to be separated into subcircuits. In this case, the cutting scheme evaluates all possible measurement-initialization combinations. The resulting number of Kronecker products is 4^K , with K being the number of edges cut. For general quantum circuits with n quantum edges, this task faces an $\mathcal{O}(n!)$ combinatorial search space. Section 4.1 addresses this problem with mixed-integer programming. Our work shows that with only a few cuts, many useful applications can be tractably mapped to NISQ devices currently available.

The second challenge is to scale the classical postprocessing. Large quantum circuits have exponentially increasing state space that quickly becomes intractable to even store the full-state probabilities. Section 4.3 addresses this problem with a dynamic definition algorithm to efficiently locate the “solution” states or sample the full output distribution for large quantum circuits beyond the current QC and classical simulation limit.

4. Framework Overview

Figure 5 summarizes the key components of CutQC. Our framework is built on top of IBM’s Qiskit [24] package in order to use IBM’s quantum devices, but we note that the hybrid approach works with any gate-based quantum computing platforms. Given a quantum circuit specified as an input, the first step is to decide where to make cuts. We propose the first automatic scheme that uses mixed-integer programming to find optimal cuts for arbitrary quantum circuits. The back-end for the MIP cut searcher is implemented in the Gurobi solver [26]. Small quantum devices then evaluate the different combinations of the subcircuits. Eventually, a parallel C implementation of the **reconstructor** postprocesses the subcircuit outputs and reproduces the original full circuit outputs from the Kronecker products.

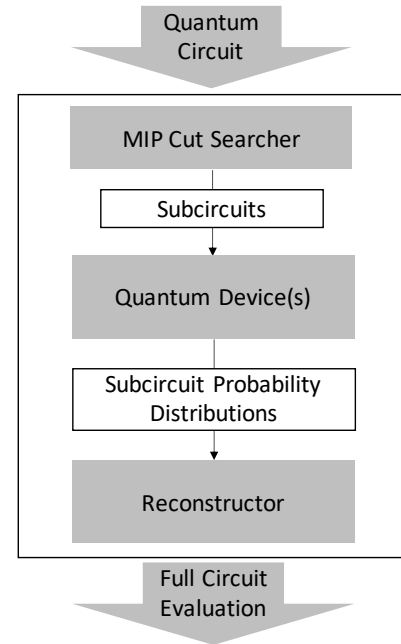


Figure 5: Framework overview of CutQC. A mixed-integer programming (MIP) cut searcher automatically finds optimal cuts given an input quantum circuit. The small subcircuits resulting from the cuts are then evaluated by using quantum devices. The reconstructor then reproduces the probability distributions of the original circuit.

4.1. MIP Cut Searcher

Unlike the manual example in Section 3.2, CutQC’s cut searcher uses mixed-integer programming to automate the identification of cuts that require the least amount of classical postprocessing. Our problem instances are solved by the Gurobi mathematical optimization solver [26].

Without loss of generality, the framework assumes that the input quantum circuit is fully connected. That is, all qubits are connected via multiqubit gates either directly or indirectly through intermediate qubits. A quantum circuit that is not fully connected can be readily separated into fully connected subcircuits without cuts, and these do not need the classical postprocessing techniques to sew together. We focus on the

more difficult general cases where cutting and reconstruction are needed.

4.1.1. Model Parameters Besides an input quantum circuit, the MIP cut searcher requires the user to specify the maximum number of qubits allowed per subcircuit, D , equal to the size of the quantum devices available to the user. Another input is the maximum number of subcircuits allowed, n_C .

A quantum circuit can be modeled as a directed acyclic graph G . Quantum operations are always applied sequentially to the qubits, and neither classical nor quantum control dependencies are permitted under current hardware restrictions. The single-qubit gates are ignored during the cut-finding process, since they do not affect the connectivity of the quantum circuit. The multiqubit quantum gates are then modeled as the vertices $V = \{v_1, \dots, v_{n_V}\}$, and the qubit wires are modeled as the edges $E = \{(e_a, e_b) : e_a \in V, e_b \in V\}$ in the graph. Choosing which edges to cut in order to split G into subcircuits $C = \{c_1, \dots, c_{n_C}\}$ can also be thought of as clustering the vertices. The corresponding cuts can then be obtained from the vertex clusters.

The MIP searcher uses a parameter w associated with each vertex $v \in V$ that indicates the number of original input qubits directly connected to v . That is, $w_v \in \{0, 1, 2\}$, $\forall v \in V$. Note that w depends only on the input quantum circuit. In this paper, w_v can take only the values 0, 1, or 2 since we consider only circuits with gates involving at most two qubits. This approach is consistent with the native gates supported on current superconducting hardware.¹ Any gates involving more than two qubits can be decomposed into the native gate set before execution on quantum computers.

4.1.2. Variables Inspired by constrained graph clustering algorithms [27], we define the following variables associated with the vertices and the edges.

$$y_{v,c} \equiv \begin{cases} 1 & \text{if vertex } v \text{ is in subcircuit } c \\ 0 & \text{otherwise} \end{cases}, \forall v \in V, \forall c \in C$$

$$x_{e,c} \equiv \begin{cases} 1 & \text{if edge } e \text{ is cut by subcircuit } c \\ 0 & \text{otherwise} \end{cases}, \forall e \in E, \forall c \in C$$

The number of qubits required to run a subcircuit is the sum of two parts, namely, the number of original input qubits and the number of initialization qubits induced by cutting (in Figure 4, *subcirc20* is an example of an initialization qubit). The number of original input qubits, α_c , in each subcircuit depends simply on the weight factors w_v for the vertices in the subcircuit and is given by

$$\alpha_c \equiv \sum_{v \in V} w_v \times y_{v,c}, \forall c \in C. \quad (4)$$

A subcircuit requires initialization qubits when a downstream vertex e_b is in the subcircuit for some edge (e_a, e_b) that is cut.

¹Current superconducting architectures are limited to 1- and 2-qubit gates; other architectures (based on ion traps or neutral atoms) allow for multiqubit gates. The MIP cut searcher can easily be generalized to multiqubit gates.

The number of initialization qubits, ρ_c , is hence

$$\rho_c \equiv \sum_{e:(e_a, e_b) \in E} x_{e,c} \times y_{e_b,c}, \forall c \in C. \quad (5)$$

A subcircuit requires measurement qubits when an upstream vertex e_a is in the subcircuit for some edge (e_a, e_b) that is cut. The number of measurement qubits, O_c , is hence

$$O_c \equiv \sum_{e:(e_a, e_b) \in E} x_{e,c} \times y_{e_a,c}, \forall c \in C. \quad (6)$$

Consequently, the number of qubits in a subcircuit that contributes to the final measurement of the original uncut circuit is

$$f_c \equiv \alpha_c + \rho_c - O_c, \forall c \in C. \quad (7)$$

4.1.3. Constraints We next turn to constraints. We require that every vertex be assigned to exactly one subcircuit.

$$\sum_{c \in C} y_{v,c} = 1, \quad \forall v \in V \quad (8)$$

We also require that the d_c qubits in subcircuit c be no larger than the input device size D .

$$d_c \equiv \alpha_c + \rho_c \leq D, \quad \forall c \in C \quad (9)$$

To constrain the variable x , we note that an edge e pointing from vertex e_a to e_b is cut by a subcircuit c if and only if that subcircuit contains one and only one of these two vertices. An edge, if cut at all, is always cut by exactly two subcircuits. Thus, $x_{e,c} = 0$ indicates that either e is not cut at all or that e is cut somewhere else but just not in subcircuit c . The constraint on the variable x is hence defined as

$$x_{e,c} = y_{e_a,c} \oplus y_{e_b,c}, \forall e = (e_a, e_b) \in E, c \in C. \quad (10)$$

This nonlinear constraint can be encoded by linear constraints:

$$\begin{aligned} x_{e,c} &\leq y_{e_a,c} + y_{e_b,c} \\ x_{e,c} &\geq y_{e_a,c} - y_{e_b,c} \\ x_{e,c} &\geq y_{e_b,c} - y_{e_a,c} \\ x_{e,c} &\leq 2 - y_{e_a,c} - y_{e_b,c} \end{aligned} \quad (11)$$

For a given solution to this optimization problem, there are $n_C!$ possible relabelings with identical objective function values. Breaking all such symmetries can significantly decrease the time required to solve problem instances but can require introducing many auxiliary variables and constraints [28]. Nevertheless, our formulation breaks by forcing vertices with smaller indices to be in subcircuits with smaller indices. Specifically, we require vertex 1 to be in subcircuit 1, vertex 2 to be in subcircuit 1 or subcircuit 2, and so on. This requirement translates to the following constraint:

$$\sum_{j \geq k+1}^{n_C} y_{k,j} = 0, \quad k = 1, \dots, n_C. \quad (12)$$

4.1.4. Objective Function For efficiency and without loss of generality, we seek to minimize the classical postprocessing overhead required to reconstruct a circuit from its subcircuits. Therefore, the objective is set to be the number of floating-point multiplications involved in the *build* step.

The number of cuts made is given by

$$K = \frac{1}{2} \sum_{c \in C} \sum_{e \in E} x_{e,c}, \quad (13)$$

The objective function for the MIP cut searcher is hence the reconstruction time estimator:

$$L \equiv 4^K \sum_{c=2}^{n_C} \prod_{i=1}^c 2^{f_i}. \quad (14)$$

This cost objective accurately captures the bulk of the computation when we aim to build the full 2^n probabilities for an n -qubit uncut circuit, under the full definition CutQC mode (discussed in Section 4.2).

However, there is a prohibitive memory requirement for storing the 2^n probabilities as floating-point numbers when circuits get larger. Section 4.3 introduces a novel dynamic definition method to efficiently sample very large circuits with a much lower postprocessing overhead. Nevertheless, we chose to minimize Equation 14 during cut search as a positively correlated objective.

The overall MIP cut search problem is therefore

$$\begin{array}{ll} \text{minimize objective} & L \text{ (Eq. 14)} \\ \text{s.t. constraints} & \text{Eqs. (4) – (13)}. \end{array} \quad (15)$$

4.2. Classical Postprocessing

We developed two types of classical postprocessing algorithms: a full-definition (FD) query and a dynamic-definition (DD) query algorithms. The difference in these methods lies in whether the entire 2^n full-state probability output of the uncut circuit is reconstructed.

FD query reconstructs the probability for every possible output state of the uncut circuit. To make the postprocessing more efficient, we developed three techniques: *greedy subcircuit order*, *early termination*, and *parallel processing*. The combination of these techniques improves the performance of the CutQC postprocessing toolchain. In addition, we used the kernel functions in the Basic Linear Algebra Subprograms (BLAS) through the Intel Math Kernel Library [29] to optimize the performance on CPUs.

The *greedy-subcircuit-order* technique exploits the fact that a large quantum circuit is (in general) cut into subcircuits of different sizes. The order of subcircuits in which the reconstructor computes the Kronecker products incurs different sizes of carryover vectors and affects the total number of floating-point multiplications. Our approach places the smallest subcircuits first in order to minimize the carryover in the size of the vectors. Since the reconstructor must eventually

reproduce a probability vector with size equal to the Hilbert space of the uncut circuit, this technique may reduce the overhead by up to 50%.

The *early termination* technique exploits the fact that a Kronecker product term ends up being a vector of all zeros if any of its components contains only zeros. Such a Kronecker product term hence does not contribute to the full circuit output and can be ignored by the reconstructor. Experiments using classical simulation to produce the subcircuit outputs show that this situation happens surprisingly often. As a result, many Kronecker terms can be skipped by the reconstructor.

The *parallel processing* approach exploits the fact that the vector arithmetics have no data dependency at all and can hence be easily executed in parallel. Individual compute nodes read the subcircuit output data stored on disk in order to avoid the need for any internode communications. This approach allows our toolchain to scale almost perfectly with increasing numbers of compute nodes.

4.3. Dynamic Definition

Quantum circuits can be loosely categorized into two groups. The first group produces sparse output probabilities, where just a few “solution” states have very high probabilities and the “nonsolution” states have zero probabilities. Most known quantum algorithms fall into this category, such as Grover search [8], the Bernstein–Vazirani algorithm [30], and the quantum Fourier transform [31]. This is where QC shows promise by efficiently locating the “solution” states.

The second group of circuits produces dense output probabilities, where many states have nonzero probabilities. For this type of circuit, even with access to quantum computers large enough to execute the circuits directly, querying the FD probability output quickly becomes impossible. This is due to the fact that (1) an exponentially increasing amount of memory is required to store the probabilities and (2) an exponentially increasing number of shots are required on a quantum computer before the probabilities converge. Fortunately, knowing the FD probabilities of all states simultaneously is not of interest. Instead, users are interested in the distribution itself. Examples include the 2-D random circuits from Google [32], which produce the Porter–Thomas distribution [33].

DD query allows us to achieve exactly those goals with very large quantum circuits, when even storing the full-state probability is not tractable. For sparse outputs, DD can recursively pinpoint the “solution” states and their probabilities. For dense outputs, DD can build a “blurred” probability landscape of the exact FD probability distribution, with the ability to arbitrarily “zoom in” on any region of the Hilbert space. Algorithm 1 presents the DD algorithm.

DD query achieves these goals by producing a probability distribution that merges certain states into one bin and maintains the sum of their probabilities instead of the individual probabilities. To find the “solution” states for circuits with sparse outputs, DD query follows a DFS-like search strategy

Algorithm 1: Dynamic Definition

```

Initialize empty list probability_bins;
for each DD recursion do
  if First recursion then
    Choose a subset of qubits to label as active,
      max number determined by system memory;
  else
    Choose the bin from probability_bins with the
      largest sum of probability;
    Fix the active qubits in the bin according to the
      index of the bin; label as zoomed;
  Label the rest of the qubits as merged;
  Attribute the subcircuit shots, group shots with
    common merged qubits together;
  Reconstruct the  $2^{\#active}$  probability output for the
    active qubits; append to probability_bins;

```

to recursively choose the *qubit_state* with higher probabilities to zoom in on. By recursively locating the *active* qubits in their most probable *zoomed* states, “solution” states can be easily located after just a few recursions. For an n -qubit full circuit, the number of recursions needed is $\mathcal{O}(n)$.

To build a “blurred” probability landscape for circuits with dense outputs, DD query follows a BFS-like strategy to choose the *qubit_state* with higher probabilities to zoom in on. Users can decide the number of recursions and subset of states of interest to zoom in on. This is equivalent to efficient sampling of very large circuits on small quantum computers.

5. Methodology

5.1. Backends

We test our approach by running postprocessing and classical simulation benchmarks on a medium-size computing cluster using up to 16 compute nodes. Each node has an Intel Xeon CPU E5-2670 v3 at 2.30 GHz, with 256 GB allocated DDR4 memory [34]. We found 16 compute nodes to be sufficient to process the data generated by our tests (reported in the experiments section).

We first tested FD query for circuits up to 35 qubits, where storing the full-state probability is still tractable. We cut original circuits and mapped the resulting subcircuits to quantum computers of various sizes to demonstrate executing circuits larger than device sizes and study the postprocessing runtime. Because NISQ devices currently do not allow high-fidelity executions of circuits beyond just a few qubits, we executed the subcircuits with statevector simulation to demonstrate the effectiveness of our postprocessing techniques.

We tested DD query for circuits up to 100 qubits, significantly beyond the current classical and quantum limit. Because no backends are capable of producing accurate circuit executions on this scale, we used uniform distributions as the subcircuit output to study the runtime.

Since gate times of superconducting quantum computers are on the order of nanoseconds [15], we assume that quantum computer runtime is negligible in the comparisons. CutQC allows executing the subcircuits on many small quantum computers in parallel to further reduce the time spent on quantum computers. In addition, our experiments limit the MIP cut searcher to search for cuts that will divide an input circuit into at most 5 subcircuits with 10 cuts. The set of cuts with the smallest objective function value is then taken to be the optimal solution, with ties broken arbitrarily. MIP is able to find an optimal solution within minutes for all the experiments reported in this paper; its runtime therefore is also ignored.

5.2. Metric

Besides the runtime analysis, we ran CutQC with IBM’s 5-qubit Bogota device to compare the fidelity with directly executing the circuits on IBM’s 20-qubit Johannesburg device. As NISQ devices improve, CutQC can be applied to larger devices to produce useful executions on larger scales. To quantify the noise behaviors, we used χ^2 loss

$$\chi^2 = \sum_{i=0}^{2^n-1} \frac{(a_i - b_i)^2}{a_i + b_i}, \quad (16)$$

where a_i are elements of circuit execution probability distributions (from Figure 2b, 2c) and b_i are elements of the ground truth probability distributions (from Figure 2a). The smaller the χ^2 is, the better the execution results are.

5.3. Benchmarks

We used the following circuits as benchmarks.

1. *Supremacy*. This is a type of 2-D random circuit adapted from [32]. It is an example of circuits with dense probability output and was used by Google to demonstrate quantum advantage [15]. The circuit depth was 10 in our experiments. We verified that the rectangular shapes (such as 2×10) are much easier to be cut and require little postprocessing. We therefore focused only on the more difficult near-square shapes, with the two dimensions differing by up to 2 qubits (such as 4×5). Hence not all numbers of qubits are valid.
2. *Approximate Quantum Fourier Transform (AQFT)*. QFT [31] is a common subroutine in many quantum algorithms that promise speedup over classical algorithms. AQFT has been proposed to yield better results than QFT on NISQ devices [35].
3. *Grover*. In comparison with classical algorithms this quantum Grover search algorithm offers polynomial speedup in unstructured database search [8]. We used the Qiskit [24] implementations of the Grover search that require $n - 1$ ancillas; hence only odd numbers of qubits are valid. Additionally, Qiskit’s oracle construction does not scale beyond 59-qubit Grover circuits.

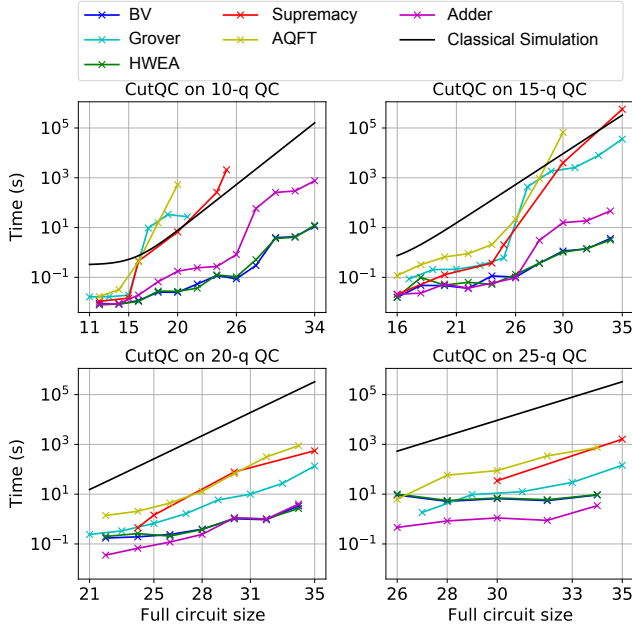


Figure 6: Use of CutQC to execute circuits mapped to 10-, 15-, 20-, and 25-qubit quantum computers in FD query. The horizontal axis shows the size of the quantum circuits; the vertical axis shows the postprocessing runtime in log scale. Experiments are done with all optimization techniques and on 16 compute nodes. BV and HWEA have similar runtimes, and the lines are not discernible in the 25-q plot. CutQC enables FD query almost always faster than classical simulations do. CutQC offers an average of 60X to 8600X runtime speedup over classical simulation alternatives for different benchmarks.

4. *Bernstein–Vazirani (BV)*. This quantum algorithm solves the hidden string problem more efficiently than classical algorithms do [30].
5. *Adder*. Adder is a quantum ripple-carry adder with one ancilla and linear depth [36]. It is an important subroutine in quantum arithmetic involving summing two quantum registers of the same width; hence only even numbers of qubits are valid.
6. *Hardware efficient ansatz (HWEA)*. HWEA is an example of near-term VQE applications, a promising class of quantum algorithms on NISQ devices [37].

The benchmark circuits represent a general set of circuits for gate-based QC platforms and promising near-term applications.

6. Experiment Results

6.1. Full Definition Query

The size of quantum devices serves as the baseline to demonstrate CutQC’s ability to expand the size of quantum circuits. The Qiskit runtime of classically simulating the benchmark circuits serves as the baseline to demonstrate CutQC’s ability

to speed up quantum circuit evaluations.

The experiments in Figure 6 evaluate the effect of different benchmarks, quantum circuit sizes, and quantum computer sizes on postprocessing runtime. We used 10-, 15-, 20-, and 25-qubit quantum computers and ran benchmark circuits larger than the devices in FD query using 16 compute nodes for postprocessing. We achieve an average of 60X to 8600X runtime speedup over classical simulation for our benchmarks.

Some benchmarks cannot be mapped onto the quantum computers within 10 cuts and 5 subcircuits, Figure 6 thus has some of the benchmarks terminated early. *Supremacy*, *Grover*, and *Adder* face size limitations mentioned in Section 5, and we examine only an even number of qubits for *AQFT*, *BV*, and *HWEA*.

The type of benchmarks, quantum circuit sizes, and available quantum computer sizes are all important contributors to runtime. First, some benchmarks are harder to cut and require more postprocessing overhead. Specifically, *Supremacy*, *Grover*, and *AQFT* are more densely connected circuits and generally require more postprocessing. Second, larger quantum circuits generally require more postprocessing. The reason is that executing quantum circuits that significantly exceed the available quantum resources has to rely more on classical computing resources. In some cases, the classical postprocessing incurred outweighs any benefit from having quantum computers, and the resulting runtime is longer than classical simulation. Third, having larger quantum computers generally improves the runtime. However, having larger quantum computers faces diminishing returns. The postprocessing overhead eventually plateaus when the quantum computer is large enough to support an efficient partitioning of the circuit. For example, the 5*7 *Supremacy* circuit is cut into 2 subcircuits with 5 cuts on both 20- and 25-qubit computers and has very similar runtime.

6.2. Dynamic Definition Query

We used DD to efficiently sample quantum circuits of which the full Hilbert space is too large to even store. We first used 4-qubit *BV* and *Supremacy* circuits to illustrate the DD process of locating the solution state and sampling a target probability distribution.

Figure 7 shows results after cutting and executing a 4-qubit *BV* on 3-qubit quantum computers. We set the number of *active* qubits during each recursion to 1; hence 4 recursions are required to locate the solution state. Recursion 1 *merges* qubits 2,3,4 and shows that the sum of probabilities for output states 0000 to 0111 is 0 and for 1000 to 1111 is 1. Recursion 2 then holds qubit 1 in state 1 and *merges* qubits 3 and 4 to show that the sum of probabilities for output states 1000 to 1011 is 0 and for 1100 to 1111 is 1. Eventually, recursion 4 successfully locates the solution state to be 1111. Each recursion stores and computes vectors only of length 2^1 , instead of 2^4 . DD on larger circuits works similarly.

For circuits with dense output, DD chooses to zoom in and

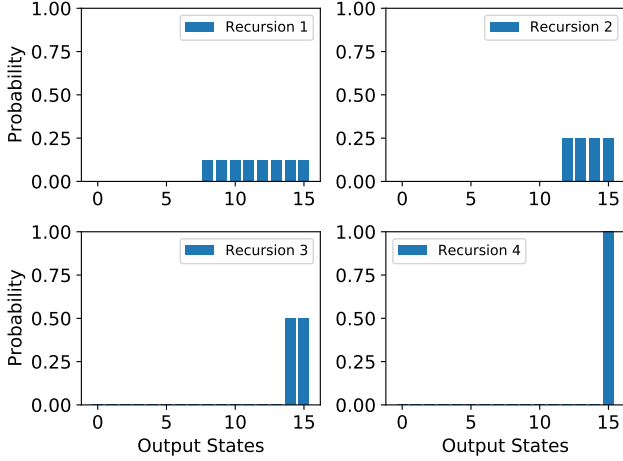


Figure 7: Use of CutQC to execute a 4-qubit *BV* circuit on 3-qubit quantum computers in DD query. During each recursion, we plot the probability of every state in a merged bin as the average of the sum of probabilities for that bin. With recursive zoom-in, recursion 4 shows that the sum of probability for the output state 1111 is 1; that is, it is the solution state.

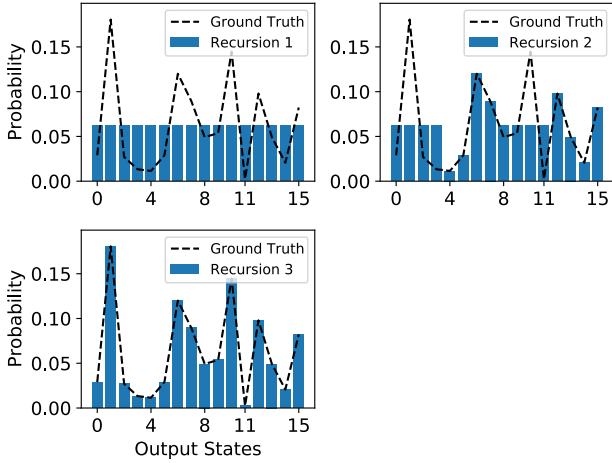


Figure 8: Use of CutQC to execute a 4-qubit *supremacy* circuit on 3-qubit quantum computers in DD query. By recursively zooming in and improving the definition for bins with higher probabilities, CutQC allows building a better approximation to the ground truth distribution.

increase the definition for bins with higher probabilities, in order to reconstruct a blurred probability landscape. Figure 8 shows results after cutting and executing a 4-qubit *Supremacy* circuit on 3-qubit quantum computers. Each recursion zooms in on a bin of states with the highest probability, improving its definition. More recursions hence allow a closer reconstruction of the ground truth probability landscape.

We cut and executed circuits of up to 100 qubits and used DD query to sample their blurred probability landscape with a definition of 2^{35} bins in one recursion. Figure 9 shows the runtime of using 30-, 40-, 50-, and 60-qubit quantum comput-

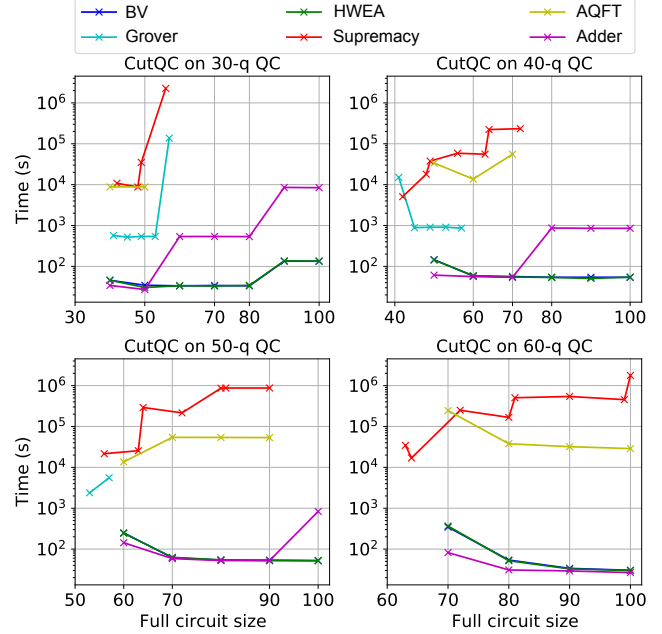


Figure 9: Use of CutQC to execute circuits mapped to 30-, 40-, 50-, and 60-qubit quantum devices in DD query. The vertical axis shows the postprocessing runtime of 1 DD recursion with a definition of 2^{35} bins.

ers. Larger quantum computers allow the execution of larger quantum circuits and faster runtime. Therefore, DD offers a way to efficiently sample large circuits, with the ability to arbitrarily increase the definition of any subregions of interest by doing more recursions. This is all without the need for either a large quantum computer or vast classical computing resources.

6.3. Real QC Runs

To study the effect of device noise on our toolchain, we ran experiments on IBM's real quantum devices. Figure 10 compares the circuit output obtained from (a) directly executing circuits on the state-of-the-art 20-qubit Johannesburg device and (b) executing circuits with more than 5 qubits on the 5-qubit Bogota device with CutQC. We show that CutQC evaluation with small quantum computers produces a lower χ^2 loss and hence outperforms QC evaluation with large quantum computers. CutQC reduces χ^2 loss by nearly 60% in the best cases. The experiments stop at 12 qubits because QC evaluation fails to produce meaningful output for larger circuits. Among the benchmarks, only the AQFT circuits experienced a negative reduction. This is because AQFT compiled for the current NISQ devices is much deeper than the other benchmarks. Therefore both QC and CutQC on AQFT have accuracy too low for meaningful comparisons. As NISQ devices improve in noise and connectivity, we expect AQFT to improve.

Despite requiring more subcircuits and readout, CutQC evaluates circuits with better fidelity. This is possibly due to CutQC substituting quantum entanglement across subcir-

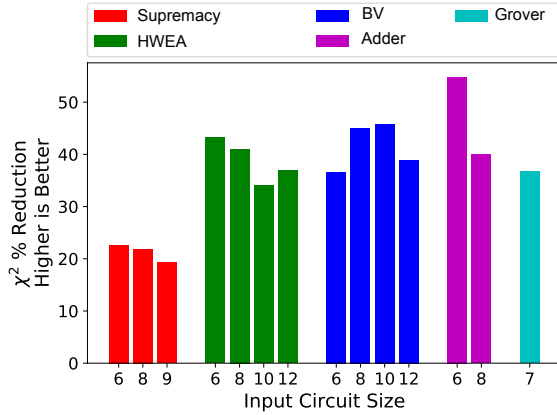


Figure 10: Comparison of the 20-qubit Johannesburg quantum computer versus the 5-qubit Bogota device with CutQC. For each benchmark we find the ideal output distribution via statevector simulation. We then use this ideal distribution to compute the χ^2 metric for two execution modes: QC evaluation on the Johannesburg device (χ_J^2) and CutQC evaluation utilizing the Bogota device (χ_B^2). The reported χ^2 percentage reduction is computed as: $100 * (\chi_J^2 - \chi_B^2) / \chi_J^2$. A distribution that is close to ideal will have a small χ^2 value, and therefore a positive χ^2 percentage reduction indicates improved performance. Only the AQFT workloads experience a negative reduction and are omitted. CutQC achieves an average of 21% to 47% χ^2 reduction for different benchmarks.

cuts by classical postprocessing. Not only does CutQC need smaller quantum computers, it also produces better outputs. Therefore, combined with CutQC, building small but reliable quantum computers becomes much more useful than merely increasing qubit counts at the cost of degrading fidelity.

6.4. Discussion – Comparison with Classical Simulations

Directly comparing with prior classical simulation results is challenging because many simulations often require supercomputers with hundreds to thousands of compute nodes [38, 39, 18], millions of core-hours [40], and a prohibitive amount of memory [41]. Furthermore, many simulate only a small subset of output states for large quantum circuits, called partial state simulation [42, 39]. Most of these approaches do not scale. CutQC offers advantages in runtime, resources requirement, and the ability to sample the full output distribution.

First, CutQC requires no internode communication and hence has nearly perfect multinode scalability. For example, we cut and execute a 4*6 *Supremacy* circuit on the 15-qubit Melbourne quantum computer. Figure 11 shows the postprocessing runtime speedup as the number of parallel nodes increases. The 16-node postprocessing has a 14X speedup over 1 node. CutQC does not require many compute nodes when the postprocessing incurs only a few Kronecker products. When more cuts are required, we expect the runtime to scale well with more compute nodes. Our scaling studies with 1–16

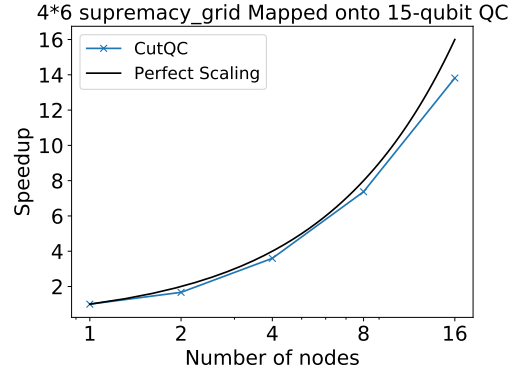


Figure 11: Postprocessing a 4*6 supremacy_grid circuit mapped onto a 15-qubit IBM Melbourne device. Four cuts incur $4^4 = 256$ Kronecker products. The 16-node postprocessing requires roughly 0.5 seconds, a 260X speedup over classical simulation alternative. The blue line shows the postprocessing runtime speedup compared with that of a single node. The black line shows perfect scaling as a reference. Runtime scales well with the number of compute nodes.

nodes indicate that CutQC can be easily ported to CPU-based supercomputing platforms to scale to thousands of compute nodes.

Second, the DD query algorithm efficiently samples the full output distribution with good scalability. Partial state simulation produces the probability only for very few output states, representing an infinitesimal region of the entire Hilbert space, whereas the DD query efficiently samples the entire Hilbert space with scalable runtime (Figure 9).

7. Related Work

Many quantum compilation techniques have been developed with the goal of improving the performance of NISQ devices. Using real-time device calibration data to optimally map program qubits [14, 43], efficiently scheduling operations to reduce quantum gate counts [44], and repeating circuit executions to mitigate error [45, 46, 47] are among the more recently developed techniques. However, these focus on improving a purely quantum computing approach and are intrinsically limited by the size and fidelity of NISQ devices. Specifically, our experiments used the noise adaptive compiler [14] in both CutQC and QC evaluations. The improved fidelity we demonstrate is in addition to that given by the compiler. Furthermore, previous compilers do not allow executions of circuits beyond quantum computer sizes at all. Our approach can work in concert with any compilers to execute circuits both larger in size and better in fidelity.

Theoretical physics approaches have considered trading classical and quantum computational resources. These approaches, however, use simple partitioning of qubits [48] or involve exponential postprocessing [25]. Several works manually separate small toy circuits with convenient structures as proof-of-concept demonstrations [49, 50]. Our approach

is more flexible, has exponentially lower overhead, automatically selects cut positions, works with circuits of arbitrary structures, and is the first end-to-end scalable toolchain.

Previous works on classical simulation require massive computing resources [40, 39, 18, 38, 41], or only simulate very few output states with low fidelity [42, 39, 51].

8. Conclusion

This paper demonstrates how to leverage both quantum and classical computing platforms together to execute quantum algorithms of up to 100 qubits while simultaneously improving the fidelity of the output. Our results are significantly beyond the reach of current quantum or classical methods alone, and our work pioneers pathways for scalable quantum computing. Even as NISQ machines scale to larger sizes and as fault-tolerant QC emerges in the future, CutQC’s techniques for automatically cutting and efficiently reconstructing quantum circuit executions offer a practical strategy for hybrid quantum/classical advantage in QC applications.

Acknowledgment

We thank Yuri Alexeev and François-Marie Le Régent for helpful discussions and Zain Saleem for valuable feedback.

Funding acknowledgments: W. T., and T. T. are funded by EPIQC, an NSF Expedition in Computing, under grant CCF-1730082. The work of W. T., T. T., and M. S. is also supported by Laboratory Directed Research and Development (LDRD) funding from Argonne National Laboratory, provided by the Director, Office of Science, of the U.S. Department of Energy under contract DE-AC02-06CH11357. J. L. and M. S. are also supported by the U.S. Department of Energy, Office of Science, Office of Advanced Scientific Computing Research, Accelerated Research for Quantum Computing program. This research used resources of the Oak Ridge Leadership Computing Facility, which is a DOE Office of Science User Facility supported under Contract DE-AC05-00OR22725.

References

- [1] John M. Shalf and Robert Leland. Computing beyond Moore’s law. *Computer*, 48(12):14–23, 2015.
- [2] Jacob Biamonte, Peter Wittek, Nicola Pancotti, Patrick Rebentrost, Nathan Wiebe, and Seth Lloyd. Quantum machine learning. *Nature*, 549(7671):195–202, 2017.
- [3] Seth Lloyd, Masoud Mohseni, and Patrick Rebentrost. Quantum algorithms for supervised and unsupervised machine learning. *arXiv:1307.0411*, 2013.
- [4] B. P. Lanyon, J. D. Whitfield, G. G. Gillett, M. E. Goggin, M. P. Almeida, I. Kassal, J. D. Biamonte, M. Mohseni, B. J. Powell, M. Barbieri, A. Aspuru-Guzik, and A. G. White. Towards quantum chemistry on a quantum computer. *Nature Chemistry*, 2(2):106, 2010.
- [5] Daniel S Abrams and Seth Lloyd. Simulation of many-body Fermi systems on a universal quantum computer. *Physical Review Letters*, 79(13):2586, 1997.
- [6] Ashley Montanaro. Quantum algorithms: An overview. *npj Quantum Information*, 2:15023, 2016.
- [7] Peter W Shor. Polynomial-time algorithms for prime factorization and discrete logarithms on a quantum computer. *SIAM Review*, 41(2):303–332, 1999.
- [8] Lov K Grover. A fast quantum mechanical algorithm for database search. In *Proceedings of the twenty-eighth annual ACM symposium on Theory of computing*, pages 212–219, 1996.
- [9] John Preskill. Quantum computing in the NISQ era and beyond. *Quantum*, 2:79, 2018.
- [10] PV Klimov, Julian Kelly, Z Chen, Matthew Neeley, Anthony Megrant, Brian Burkett, Rami Barends, Kunal Arya, Ben Chiaro, Yu Chen, et al. Fluctuations of energy-relaxation times in superconducting qubits. *Physical Review Letters*, 121(9):090502, 2018.
- [11] Gushu Li, Yufei Ding, and Yuan Xie. Towards efficient superconducting quantum processor architecture design. In *Proceedings of the Twenty-Fifth International Conference on Architectural Support for Programming Languages and Operating Systems*, pages 1031–1045, 2020.
- [12] Prakash Murali, David C McKay, Margaret Martonosi, and Ali Javadi-Abhari. Software mitigation of crosstalk on noisy intermediate-scale quantum computers. In *Proceedings of the Twenty-Fifth International Conference on Architectural Support for Programming Languages and Operating Systems*, pages 1001–1016, 2020.
- [13] Sarah Sheldon, Easwar Magesan, Jerry M Chow, and Jay M Gambetta. Procedure for systematically tuning up cross-talk in the cross-resonance gate. *Physical Review A*, 93(6):060302, 2016.
- [14] Prakash Murali, Jonathan M Baker, Ali Javadi-Abhari, Frederic T Chong, and Margaret Martonosi. Noise-adaptive compiler mappings for noisy intermediate-scale quantum computers. In *Proceedings of the Twenty-Fourth International Conference on Architectural Support for Programming Languages and Operating Systems*, pages 1015–1029, 2019.
- [15] Frank Arute, Kunal Arya, Ryan Babbush, Dave Bacon, Joseph C. Bardin, Rami Barends, Rupak Biswas, Sergio Boixo, Fernando G. S. L. Brandao, David A. Buell, Brian Burkett, Yu Chen, Zijun Chen, Ben Chiaro, Roberto Collins, William Courtney, Andrew Dunsworth, Edward Farhi, Brooks Foxen, Austin Fowler, Craig Gidney, Marissa Giustina, Rob Graff, Keith Guerin, Steve Habegger, Matthew P. Harrigan, Michael J. Hartmann, Alan Ho, Markus Hoffmann, Trent Huang, Travis S. Humble, Sergei V. Isakov, Evan Jeffrey, Zhang Jiang, Dvir Kafri, Kostyantyn Kechedzhi, Julian Kelly, Paul V. Klimov, Sergey Knysch, Alexander Korotkov, Fedor Kostritsa, David Landhuis, Mike Lindmark, Erik Lucero, Dmitry Lyakh, Salvatore Mandrà, Jarrod R. McClean, Matthew McEwen, Anthony Megrant, Xiao Mi, Kristel Michielsen, Masoud Mohseni, Josh Mutus, Ofer Naaman, Matthew Neeley, Charles Neill, Murphy Yuezhen Niu, Eric Ostby, Andre Petukhov, John C. Platt, Chris Quintana, Eleanor G. Rieffel, Pedram Roushan, Nicholas C. Rubin, Daniel Sank, Kevin J. Satzinger, Vadim Smelyanskiy, Kevin J. Sung, Matthew D. Trevithick, Amit Vainsencher, Benjamin Villalonga, Theodore White, Z. Jamie Yao, Ping Yeh, Adam Zalcman, Hartmut Neven, and John M. Martinis. Quantum supremacy using a programmable superconducting processor. *Nature*, 574(7779):505–510, 2019.
- [16] IBM. On “quantum supremacy”, 2019. <https://www.ibm.com/blogs/research/2019/10/on-quantum-supremacy/>.
- [17] TM Graham, M Kwon, B Grinkemeyer, Z Marra, X Jiang, MT Lichtman, Y Sun, M Ebert, and M Saffman. Rydberg-mediated entanglement in a two-dimensional neutral atom qubit array. *Physical Review Letters*, 123(23):230501, 2019.
- [18] Xin-Chuan Wu, Sheng Di, Emma Maitreyee Dasgupta, Franck Cappello, Hal Finkel, Yuri Alexeev, and Frederic T Chong. Full-state quantum circuit simulation by using data compression. In *Proceedings of the International Conference for High Performance Computing, Networking, Storage and Analysis*, pages 1–24, 2019.
- [19] M.A. Nielsen and I.L. Chuang. *Quantum Computation and Quantum Information*. Cambridge University Press, 10 edition, 2010.
- [20] AD Corcoles, A Kandala, A Javadi-Abhari, DT McClure, AW Cross, K Temme, PD Nation, M Steffen, and JM Gambetta. Challenges and opportunities of near-term quantum computing systems. *arXiv:1910.02894*, 2019.
- [21] Rigetti. Rigetti pyquil documentation, 2020. <https://pyquil-docs.rigetti.com/en/stable/>.
- [22] Google. Announcing cirq: An open source framework for nisq algorithms, 2018. <https://ai.googleblog.com/2018/07/announcing-cirq-open-source-framework.html>.
- [23] Microsoft. Microsoft quantum documentation, 2020. <https://docs.microsoft.com/en-us/quantum/>.
- [24] Gadi Aleksandrowicz, Thomas Alexander, Panagiotis Barkoutsos, Luciano Bello, Yael Ben-Haim, David Bucher, Francisco Jose Cabrera-Hernández, Jorge Carballo-Franquis, Adrian Chen, Chun-Fu Chen,

- Jerry M. Chow, Antonio D. Córcoles-Gonzales, Abigail J. Cross, Andrew Cross, Juan Cruz-Benito, Chris Culver, Salvador De La Puente González, Enrique De La Torre, Delton Ding, Eugene Dumitrescu, Ivan Duran, Pieter Eendebak, Mark Everitt, Ismael Faro Sertage, Albert Frisch, Andreas Fuhrer, Jay Gambetta, Borja Godoy Gago, Juan Gomez-Mosquera, Donny Greenberg, Ikko Hamamura, Vojtech Havlicek, Joe Hellmers, Łukasz Herok, Hiroshi Horii, Shaohan Hu, Takashi Imamichi, Toshinari Itoko, Ali Javadi-Abhari, Naoki Kanazawa, Anton Karazeev, Kevin Krsulich, Peng Liu, Yang Luh, Yunho Maeng, Manoel Marques, Francisco Jose Martín-Fernández, Douglas T. McClure, David McKay, Srujan Meesala, Antonio Mezzacapo, Nikolaj Moll, Diego Moreda Rodríguez, Giacomo Nannicini, Paul Nation, Pauline Ollitrault, Lee James O’Riordan, Hanhee Paik, Jesús Pérez, Anna Phan, Marco Pistoia, Viktor Prutyantov, Max Reuter, Julia Rice, Abdón Rodríguez Davila, Raymond Harry Putra Rudy, Mingi Ryu, Ninad Sathaye, Chris Schnabel, Eddie Schoute, Kanav Setia, Yunong Shi, Adenilton Silva, Yukio Siraichi, Seyon Sivarajah, John A. Smolin, Mathias Soeken, Hitomi Takahashi, Ivano Tavernelli, Charles Taylor, Pete Taylour, Kenso Trabing, Matthew Treinish, Wes Turner, Desiree Vogt-Lee, Christophe Vuillot, Jonathan A. Wildstrom, Jessica Wilson, Erick Winston, Christopher Wood, Stephen Wood, Stefan Wörner, Ismail Yunus Akhalwaya, and Christa Zoufal. Qiskit: An open-source framework for quantum computing, 2019.
- [25] Tianyi Peng, Aram Harrow, Maris Ozols, and Xiaodi Wu. Simulating large quantum circuits on a small quantum computer. *arXiv:1904.00102*, 2019.
- [26] Gurobi Optimization, LLC. Gurobi optimizer reference manual, 2020.
- [27] Behrouz Babaki, Dries Van Daele, Bram Weytjens, and Tias Guns. A branch-and-cut algorithm for constrained graph clustering. In *Data Science Meets Optimization Workshop*, 2017.
- [28] James Ostrowski, Jeff Linderoth, Fabrizio Rossi, and Stefano Smriglio. Orbital branching. *Mathematical Programming*, 126(1):147–178, 2009.
- [29] Endong Wang, Qing Zhang, Bo Shen, Guangyong Zhang, Xiaowei Lu, Qing Wu, and Yajuan Wang. Intel math kernel library. In *High-Performance Computing on the Intel® Xeon Phi™*, pages 167–188. Springer, 2014.
- [30] Ethan Bernstein and Umesh Vazirani. Quantum complexity theory. *SIAM Journal on computing*, 26(5):1411–1473, 1997.
- [31] James W Cooley and John W Tukey. An algorithm for the machine calculation of complex Fourier series. *Mathematics of computation*, 19(90):297–301, 1965.
- [32] Sergio Boixo, Sergei V Isakov, Vadim N Smelyanskiy, Ryan Babbush, Nan Ding, Zhang Jiang, Michael J Bremner, John M Martinis, and Hartmut Neven. Characterizing quantum supremacy in near-term devices. *Nature Physics*, 14(6):595, 2018.
- [33] Charles E Porter and Robert G Thomas. Fluctuations of nuclear reaction widths. *Physical Review*, 104(2):483, 1956.
- [34] Intel. Intel® xeon® processor e5-2670 v3, 2014. <https://ark.intel.com/content/www/us/en/ark/products/81709/intel-xeon-processor-e5-2670-v3-30m-cache-2-30-ghz.html>.
- [35] Adriano Barenco, Artur Ekert, Kalle-Antti Suominen, and Päivi Törmä. Approximate quantum Fourier transform and decoherence. *Physical Review A*, 54(1):139, 1996.
- [36] Steven A Cuccaro, Thomas G Draper, Samuel A Kutin, and David Petrie Moulton. A new quantum ripple-carry addition circuit. *arXiv preprint quant-ph/0410184*, 2004.
- [37] Nikolaj Moll, Panagiotis Barkoutsos, Lev S Bishop, Jerry M Chow, Andrew Cross, Daniel J Egger, Stefan Filipp, Andreas Fuhrer, Jay M Gambetta, Marc Ganzhorn, Abhinav Kandala, Antonio Mezzacapo, Peter Müller, Walter Riess, Gian Salis, John Smolin, Ivano Tavernelli, and Kristan Temme. Quantum optimization using variational algorithms on near-term quantum devices. *Quantum Science and Technology*, 3(3):030503, 2018.
- [38] Thomas Häner and Damian S Steiger. 5 petabyte simulation of a 45-qubit quantum circuit. In *Proceedings of the International Conference for High Performance Computing, Networking, Storage and Analysis*, pages 1–10, 2017.
- [39] Benjamin Villalonga, Dmitry Lyakh, Sergio Boixo, Hartmut Neven, Travis S Humble, Rupak Biswas, Eleanor G Rieffel, Alan Ho, and Salvatore Mandrà. Establishing the quantum supremacy frontier with a 281 pflop/s simulation. *Quantum Science and Technology*, 5(3):034003, 2020.
- [40] Benjamin Villalonga, Sergio Boixo, Bron Nelson, Christopher Henze, Eleanor Rieffel, Rupak Biswas, and Salvatore Mandrà. A flexible high-performance simulator for verifying and benchmarking quantum circuits implemented on real hardware. *npj Quantum Information*, 5:1–16, 2019.
- [41] Edwin Pednault, John A Gunnels, Giacomo Nannicini, Lior Horesh, Thomas Magerlein, Edgar Solomonik, Erik W Draeger, Eric T Holland, and Robert Wisnieff. Breaking the 49-qubit barrier in the simulation of quantum circuits. *arXiv preprint arXiv:1710.05867*, 2017.
- [42] Zhao-Yun Chen, Qi Zhou, Cheng Xue, Xia Yang, Guang-Can Guo, and Guo-Ping Guo. 64-qubit quantum circuit simulation. *Science Bulletin*, 63(15):964–971, 2018.
- [43] Swamit S Tannu and Moinuddin K Qureshi. Not all qubits are created equal: a case for variability-aware policies for NISQ-era quantum computers. In *Proceedings of the Twenty-Fourth International Conference on Architectural Support for Programming Languages and Operating Systems*, pages 987–999, 2019.
- [44] Jeff Heckey, Shruti Patil, Ali JavadiAbhari, Adam Holmes, Daniel Kudrow, Kenneth R Brown, Diana Franklin, Frederic T Chong, and Margaret Martonosi. Compiler management of communication and parallelism for quantum computation. In *Proceedings of the Twentieth International Conference on Architectural Support for Programming Languages and Operating Systems*, pages 445–456, 2015.
- [45] Abhinav Kandala, Kristan Temme, Antonio D Córcoles, Antonio Mezzacapo, Jerry M Chow, and Jay M Gambetta. Error mitigation extends the computational reach of a noisy quantum processor. *Nature*, 567(7749):491, 2019.
- [46] Swamit S Tannu and Moinuddin Qureshi. Ensemble of diverse mappings: Improving reliability of quantum computers by orchestrating dissimilar mistakes. In *Proceedings of the 52nd Annual IEEE/ACM International Symposium on Microarchitecture*, pages 253–265, 2019.
- [47] Swamit S Tannu and Moinuddin K Qureshi. Mitigating measurement errors in quantum computers by exploiting state-dependent bias. In *Proceedings of the 52nd Annual IEEE/ACM International Symposium on Microarchitecture*, pages 279–290, 2019.
- [48] Sergey Bravyi, Graeme Smith, and John A Smolin. Trading classical and quantum computational resources. *Physical Review X*, 6(2):021043, 2016.
- [49] Xiao Yuan, Jinzhao Sun, Junyu Liu, Qi Zhao, and You Zhou. Quantum simulation with hybrid tensor networks. *arXiv preprint arXiv:2007.00958*, 2020.
- [50] Fergus Barratt, James Dborin, Matthias Bal, Vid Stojevic, Frank Pollmann, and Andrew G Green. Parallel quantum simulation of large systems on small quantum computers. *arXiv preprint arXiv:2003.12087*, 2020.
- [51] Igor L Markov, Aneeqa Fatima, Sergei V Isakov, and Sergio Boixo. Quantum supremacy is both closer and farther than it appears. *arXiv preprint arXiv:1807.10749*, 2018.