

Budget Constrained Interactive Search for Multiple Targets

Xuliang Zhu¹, Xin Huang¹, Byron Choi¹, Jiaxin Jiang¹, Zhaonian Zou², Jianliang Xu¹

¹Hong Kong Baptist University, Hong Kong, China

²Harbin Institute of Technology, Harbin, China

{csxlzhu, xinhuang, bchoi, jxjian, xujl}@comp.hkbu.edu.hk, znzou@hit.edu.cn

ABSTRACT

Interactive graph search leverages human intelligence to categorize target labels in a hierarchy, which are useful for image classification, product categorization, and database search. However, many existing studies of interactive graph search aim at identifying a single target optimally, and suffer from the limitations of asking too many questions and not being able to handle multiple targets.

To address these two limitations, in this paper, we study a new problem of budget constrained interactive graph search for multiple targets called kBM-IGS-problem. Specifically, given a set of multiple targets \mathcal{T} in a hierarchy, and two parameters k and b , the goal is to identify a k -sized set of selections \mathcal{S} such that the closeness between selections \mathcal{S} and targets \mathcal{T} is as small as possible, by asking at most a budget of b questions. We theoretically analyze the updating rules and design a penalty function to capture the closeness between selections and targets. To tackle the kBM-IGS-problem, we develop a novel framework to ask questions using the best vertex with the largest expected gain, which makes a balanced trade-off between target probability and benefit gain. Based on the kBM-IGS framework, we first propose an efficient algorithm STBIS to handle the SingleTarget problem, which is a special case of kBM-IGS. Then, we propose a dynamic programming based method kBM-DP to tackle the MultipleTargets problem. To further improve efficiency, we propose two heuristic but efficient algorithms kBM-Topk and kBM-DP+. kBM-Topk develops a variant gain function and selects the top- k vertices independently. kBM-DP+ uses an upper bound of gains and prunes disqualified vertices to save computations. Experiments on large real-world datasets with ground-truth targets verify both the effectiveness and efficiency of our proposed algorithms.

PVLDB Reference Format:

Xuliang Zhu¹, Xin Huang¹, Byron Choi¹, Jiaxin Jiang¹, Zhaonian Zou², Jianliang Xu¹. Budget Constrained Interactive Search for Multiple Targets. PVLDB, 14(1): XXX-XXX, 2020.

doi:XX.XX/XXX.XX

1 INTRODUCTION

Crowdsourcing allows organizations to design human-aided services in which humans can help solve tasks and get rewards, such as Amazon’s Mechanical Turk [1] and CrowdFlower [2]. In real applications, many tasks such as object categorization [22], entity resolution [29, 30], filtering noisy data [13, 24], ranking [20], and

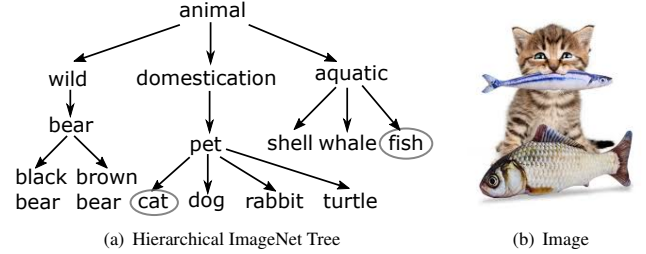


Figure 1: An example of a hierarchical directed tree in ImageNet and an uncategorized image. The target labels of image in Figure 1(b) are $\mathcal{T} = \{\text{"cat"}, \text{"fish"}\}$ in Figure 1(a).

labeling [5], are complex and difficult to be resolved algorithmically. Towards human-aided object categorization, the problem of graph search is to leverage human intelligence to categorize the target labels of a given object in a label hierarchy, which has a wide range of applications including image classification [9, 16], product categorization [21], and relational database search [28].

Recently, Tao et al. [28] investigate the problem of *interactive* graph search (IGS) to locate *one unique target vertex* in a hierarchy \mathcal{H} , with as few questions as possible. For example, Figure 1(a) shows a hierarchical tree with several labeled vertices. A directed edge from one vertex to another represents the concept-instance relationship, e.g., “pet” is a general concept of four instances “cat”, “dog”, “rabbit”, and “turtle”. Note that the target is unknown in advance. To identify the target, interaction is allowed to iteratively ask questions using the vertices in the hierarchy, e.g., “Is this a wild?”, “Is this a pet?”. Assuming that the target is “pet” in Figure 1(a), we need to ask at least five questions of “Is this x ?”, where $x \in \{\text{"pet"}, \text{"cat"}, \text{"dog"}, \text{"rabbit"}, \text{"turtle"}\}$, to get the answers {Yes, No, No, No, No} and then determine the exact target of “pet”.

Effective algorithms with theoretical guarantee are proposed for finding the exact target using at most $\lceil \log_2 h \rceil (1 + \lceil \log_2 n \rceil) + (d - 1) \cdot \lceil \log_d n \rceil$ questions, where n , d , h are respectively the number of vertices, the maximum out-degree, and the hierarchy height in \mathcal{H} . However, two issues remain open:

- Finding nearly-optimal targets using a constrained budget. IGS [28] may incur a high cost to identify the exact target. It does not limit the number of questions that can be asked. In the worst case, the proposed algorithm asks $(d - 1) \cdot \lceil \log_d n \rceil$ questions to optimally identify the target. In real hierarchy datasets, the out-degree d could be large, e.g., ImageNet [9] has $d = 391$ and $n = 74,401$. Thus, the users may need to answer 782 questions, which is not very practical. Even worse, asking questions is potentially costly [22], which motivates the problem of budget constrained IGS to bound the total cost.
- Identifying multiple targets. Existing studies on the IGS problem [16, 28] only consider a single target, where the answer has one and only one target. However, in real applications of

This work is licensed under the Creative Commons BY-NC-ND 4.0 International License. Visit <https://creativecommons.org/licenses/by-nc-nd/4.0/> to view a copy of this license. For any use beyond those covered by this license, obtain permission by emailing info@vldb.org. Copyright is held by the owner/author(s). Publication rights licensed to the VLDB Endowment.

Proceedings of the VLDB Endowment, Vol. 14, No. 1 ISSN 2150-8097.
doi:XX.XX/XXX.XX

object categorization, an object may have multiple labels. Even worse, it is difficult to determine in advance how many labels the object may have. For example, Figure 1(b) shows an uncategorized image object. Both “cat” and “fish” are suitable to label the object, but either one alone is not good enough.

To address the above issues, in this paper, we propose a new kBM-IGS problem of interactive graph search for identifying multiple targets \mathcal{T} using a constrained budget to ask at most b questions. Specifically, at each round, our kBM-IGS scheme asks a question in a form “Given a query vertex q in tree \mathcal{H} , can vertex q reach one of targets in \mathcal{T} ?” and receives the answer from human-assisted interactions. Based on the previous answers, the kBM-IGS scheme determines the next question to ask. Finally, it selects a set of vertices to represent the targets after b questions are answered.

However, it is significantly challenging to identify the most suitable selections in the kBM-IGS problem, due to the following reasons. First, the number of targets is unknown in advance. Given an uncategorized object, it may have one or more ground-truth labels. Second, a total of $O(n)$ questions are needed to find the exact answers of targets in the worst case, which makes the selection of b questions difficult. Third, since the targets are unknown, how to measure the goodness of a solution, i.e., the closeness between selections and targets, is another challenge.

In light of the above, the objective of our problem is formulated as finding a k -sized selection set of vertices to approach the targets as close as possible, w.r.t. an input number of k and a budget of b questions. For example, consider the hierarchy and an uncategorized image object in Figure 1. Assume that $k = 2$ and $b = 2$. We ask two questions of “Is this x ?”¹, where x is “pet” and “fish”, respectively, and both two answers are Yes. After that, we cannot ask any more questions to verify other four specified pets, i.e., “cat”, “dog”, “rabbit”, and “turtle”. Thus, we select “pet” and “fish” as the solution. Assume that the targets are “cat” and “fish”. It can be seen that the selections of “pet” and “fish” are close to the targets, since “pet” is a generalization of “cat”. On the other hand, “animal” is also a good label, but it is far from “cat” and worse than our selection “pet”. More real-world applications of our problem are presented in Section 3.5. Moreover, a detailed comparison of the state-of-the-art methods [16, 22, 28] with our model appears in Section 2.

To tackle the kBM-IGS problem, we propose a novel kBM-IGS framework, which uses a greedy strategy to ask the best question with the largest expected gain at each round. Specifically, vertices have different probabilities to be targets and may get Yes/No answers for questions asked. In general, a vertex at the top level of the hierarchy has a high probability to get a Yes answer. However, the benefit of getting a Yes answer can be less than a No answer, which implies that all descendants are not targets. Therefore, we propose an expected gain to tradeoff the target probability and benefit gain. Thus, the kBM-IGS framework can find the vertex with the largest expected gain to ask the next question. Based on the kBM-IGS framework, we first propose an efficient algorithm STIGS to solve the SingleTarget problem, which is a special case of kBM-IGS with $|\mathcal{T}| = 1$. It can update the gains of all vertices in $O(n)$ for each question. Different from the SingleTarget problem, it is difficult to calculate the gains in

the MultipleTargets problem. We then develop a kBM-DP method to calculate the optimal penalty between the k -sized selections and potential targets. The algorithm takes $O(bnh^2dk^2)$ time. To further improve efficiency, we propose two heuristic but efficient algorithms of kBM-Topk and kBM-DP+. The first method kBM-Topk uses an independent penalty function, which avoids costly enumerations to find optimal result. The second method kBM-DP+ improves kBM-DP by invoking an upper bound to quickly identify the best vertex to ask the next question before all expected gains are updated. To summarize, we make the following contributions:

- We propose a new kBM-IGS-problem of budget constrained interactive graph search for identifying multiple targets in a hierarchical tree. We motivate the problem of finding the k -sized selections close to multiple targets using a fixed number of b questions, and formally design a penalty function to measure the closeness between selections and targets (Section 3).
- We give theoretical analysis of potential targets and yes candidates, which offers useful updating rules to prune disqualified candidates. Moreover, for a specific question, we discuss the answer probabilities of Yes and No, and analyze the expected gain of asking this question. Based on the updating rules and expected gains, we propose a novel kBM-IGS framework to tackle the kBM-IGS-problem by asking b good questions (Section 4).
- We investigate and tackle one instance of the kBM-IGS-problem as SingleTarget problem, where the target involves a single answer. Based on the kBM-IGS framework, we derive new updating rules and propose a greedy algorithm STBIS. We further develop a DFS technique to accelerate STBIS (Section 5).
- We propose three efficient algorithms for identifying multiple targets based on the kBM-IGS framework. First, we propose a dynamic programming technique based kBM-DP, which computes the gain scores for all vertices optimally. To further improve efficiency, we propose two fast algorithms of kBM-Topk and kBM-DP+ based on an alternative function of independent gain score and a pruning upper bound for lazy gain computation, respectively (Section 6).
- We conduct extensive experiments on two real-world datasets of ImageNet and Yago3 with the *ground-truth multiple targets* to validate the efficiency and effectiveness of our proposed framework and algorithms (Section 7).

2 RELATED WORK

Our work is related to human-assisted data processing tasks [12, 15, 23, 24, 29, 31, 32] and object categorization problems [7, 10, 11, 14, 18, 27, 33].

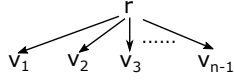
Table 1 shows a detailed comparison of the three most relevant studies IGS [28], BinG [16], HGS [22], and our kBM-IGS. Tao et al. [28] propose an *interactive graph search* (IGS) method for identifying a single target in a directed hierarchy. The general idea is to apply heavy-path decomposition to produce a balance representation of hierarchy and tackle the problem by binary searches. Li et al. [16] model the single target problem as a decision tree construction problem. They propose a greedy based method for interactive graph search (denoted as BinG), which improves the performance of IGS [28]. Both studies consider a single target and find the exact result using an unlimited budget of questions. Different from

¹The question is equivalent to a search question in the form “Given a query vertex q in tree \mathcal{H} , can vertex q reach one of targets in \mathcal{T} ?”

Table 1: Comparison with relevant studies IGS [28], BinG [16], and HGS [22]. Here, b is the budget of questions, and n, d, h are respectively the number of vertices, the maximum out-degree, and the height in the hierarchy.

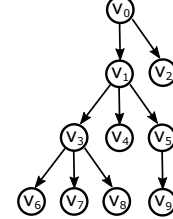
Method	Interactive	Targets	Budget	Questions (Worst Case)	Time (Each Question)	Time (Total)
IGS [28]	✓	Single	×	$\lceil \log_2 h \rceil (1 + \lceil \log_2 n \rceil) + (d-1) \cdot \lceil \log_d n \rceil$	$O(1)$	$O(n \log n)$
BinG [16]	✓	Single	×	$n-1$	$O(n)$	$O(n^2)$
HGS [22]	×	Single	✓	b	/	$O(n \log n)$
	×	Multiple	✓	b	/	$O(b^2 n^6)$
kBM-IGS	✓	Single	✓	b	$O(n)$	$O(bn)$
	✓	Multiple	✓	b	$O(nh^2 dk^2)$	$O(bnh^2 dk^2)$

these two studies [16, 28], our proposed framework can tackle both SingleTarget and MultipleTargets problems and select the representative targets within a bounded budget. Both IGS and BinG only study the SingleTarget problem and they need to ask too many questions in the worst cases. Our methods STBIS in Algorithm 2 and kBM-DP+ in Algorithm 4 study the interactive search with a limited budget. Both methods have limited questions to ask even in the worst case. Consider an example shown in Figure 2. Assume that the

**Figure 2: An example of hierarchy with n vertices in the worst case. The target is the root r .**

target is r . Both IGS [28] and BinG [16] would ask all its children to determine whether r is the target, which takes $n-1$ questions. In addition, Parameswaran et al. [22] also investigate both SingleTarget and MultipleTargets problem with bounded budgets. They propose *human-assisted graph search* (HGS) in dynamic programming algorithms to find multiple targets using b questions. However, this work has two differences from ours, in terms of *interactive setting* and *dynamic algorithms*. First, in the interactive setting, HGS scheme must ask all b questions in *one go* for workers to answer, and then does the best to figure out where are the targets. The objective is to choose the b questions wisely to minimize the candidate set, unfortunately, where *no interactions* are permitted during the phase of b questions generation, as also pointed out in [28]. Second, the proposed dynamic algorithm [22] divides the whole hierarchy into b subtrees and asks b questions on each root of all b subtrees. In contrast, our proposed solutions can substantially adjust the strategy to determine the l -th question where $1 < l \leq b$, based on the obtained answers of previous $l-1$ questions. Our dynamic algorithms aim at finding one vertex candidate that achieves the largest expected gain to reduce the potential target penalty, but not b vertices in *one go* as [22]. In other words, our solution runs b times of dynamic algorithms to identify b questions, [22] runs its dynamic algorithm once to identify b questions. Note that our algorithm is more efficient than HGS [22] validated by the algorithm complexity analysis in Table 1 and experimental efficiency results in Section 7.

Furthermore, there exist a large amount of studies on hierarchy construction using the crowdsourcing techniques [6, 8, 26]. Sun et al. [26] build up a crowdsourcing system to construct a hierarchy by maintaining distributions over possible hierarchies. Chilton et al. [8] propose an automated workflow Cascade to create a taxonomy from the collective efforts of crowd workers. Bragg et al. [6] present an improved workflow DELUGE, which uses less crowd labor to generate taxonomies. All these studies focus on how to build high quality category hierarchies. Orthogonal to these studies, our work utilizes the hierarchies and crowdsourcing ideas to categorize objects in an interactive way w.r.t. a given budget of questions.

**Figure 3: The hierarchical tree used in the running example.**

3 PRELIMINARIES

In this section, we present definitions and formulate our problem.

3.1 Hierarchical Tree

Let $\mathcal{H} = (V, E)$ be a directed hierarchical tree rooted at r with a set V of vertices and a set E of directed edges, where the root $r \in V$ and the edge set $E = \{\langle v, u \rangle : v \text{ is the parent of } u\}$. Let the size of vertex set be $n = |V|$ and the height of \mathcal{H} be h . For a vertex $v \in V$, we denote its children of v by $\text{child}(v) = \{u : \langle v, u \rangle \in E\}$ and its unique parent by $\text{par}(v)$ where $\langle \text{par}(v), v \rangle \in E$. A vertex v with no children is called leaf, i.e., $\text{child}(v) = \emptyset$.

Given two vertices u and v , we say that u can reach v (denoted as $u \rightarrow v$), if and only if there exists a directed path from u to v in \mathcal{H} . If u cannot reach v , we use $u \nrightarrow v$ to represent it. Note that $v \rightarrow v$ and $r \rightarrow v$ for any vertex $v \in V$. Moreover, the distance from u to v is denoted by $\text{dist}\langle u, v \rangle$, as the length of the shortest path from u to v in \mathcal{H} . If $u \rightarrow v$, the distance $\text{dist}\langle u, v \rangle$ is the height difference between two vertices u and v in \mathcal{H} . Note that $\text{dist}\langle v, v \rangle = 0$ and $\text{dist}\langle u, v \rangle = +\infty$ if $u \nrightarrow v$. In addition, the ancestors of a vertex v , denoted by $\text{anc}(v)$, are defined to be the set of vertices that can reach v in \mathcal{H} , i.e., $\text{anc}(v) = \{u \in V : u \rightarrow v\}$. Similarly, the descendants of a vertex v , denoted by $\text{des}(v)$, are defined to be the set of vertices that are reachable from v in G , i.e., $\text{des}(v) = \{u \in V : v \rightarrow u\}$. Table 2 lists the frequently used notations in the paper.

EXAMPLE 1. Figure 3 shows an example of hierarchical tree rooted by v_0 . The children of v_3 are $\{v_6, v_7, v_8\}$ and its parent is v_1 . We have $\text{anc}(v_3) = \{v_0, v_1, v_3\}$ and $\text{des}(v_3) = \{v_3, v_6, v_7, v_8\}$. The distance $\text{dist}\langle v_0, v_3 \rangle = 2$, $\text{dist}\langle v_3, v_3 \rangle = 0$ and $\text{dist}\langle v_2, v_3 \rangle = +\infty$.

3.2 kBM-IGS Interactive Scheme

In the following, we introduce the scheme of budget-based interactive graph search for identifying multiple targets. Our kBM-IGS has new rules and features for asking a limited number of questions, in contrast to IGS [28] and BinG [16]. The interactive scheme has four components: *targets*, *questions*, *Yes-candidates*, and *selections*.

Targets. The targets are a set of vertices in tree \mathcal{H} , denoted as $\mathcal{T} \subseteq V$. Finding the target set \mathcal{T} is the goal of our kBM-IGS, which needs to be identified through a few rounds of question-asking. The targets \mathcal{T} can be chosen arbitrarily from V . In other words, \mathcal{T} may be any hidden vertices distributed over the whole tree \mathcal{H} .

Table 2: Frequently used notations

Notation	Description
$\text{anc}(v)/\text{des}(v)$	the set of v 's ancestors/descendants
$\text{child}(v)$	the set of v 's children
$\text{dist}(u, v)$	the distance from u to v
$\mathcal{T}, \mathcal{S}, \mathcal{Y}, \mathcal{P}$	the targets, selections, Yes-candidates, and potential targets
$\text{reach}(q)$	the question whether q can reach one of targets \mathcal{T}
$f(u, v)$	the pair-wise penalty between u and v
$f(\mathcal{S}, \mathcal{T})$	the set-wise penalty between \mathcal{S} and \mathcal{T}
$\hat{\mathcal{P}}_v/\mathcal{P}_v$	the updated potential targets after question $\text{reach}(v) = \text{Yes/No}$
$\hat{\mathcal{Y}}_v/\mathcal{Y}_v$	the updated yes candidates after question $\text{reach}(v) = \text{Yes/No}$
$p_{\text{Yes}}(v)/p_{\text{No}}(v)$	the probability of question $\text{reach}(v) = \text{Yes/No}$
$g(\mathcal{Y}, \mathcal{P}, k)$	the minimum penalty of $f(\mathcal{S}, \mathcal{P})$ with selection $\mathcal{S} \subseteq \mathcal{Y}$
$g_{\text{Yes}}(v)/g_{\text{No}}(v)$	the benefit gain of question $\text{reach}(v) = \text{Yes/No}$
$\text{Gain}(q)$	the expected gain of asking question $\text{reach}(q)$

The target set \mathcal{T} is featured by two characteristics: *variant cardinality* and *target independence*. First, in terms of target cardinality, we categorize \mathcal{T} into two types of SingleTarget and MultipleTargets following [22]. If the size of \mathcal{T} is known and $|\mathcal{T}| = 1$, we call it SingleTarget. If the size of \mathcal{T} is unknown and variant with $|\mathcal{T}| \geq 1$, we call it MultipleTargets, which does not constrain the size of \mathcal{T} . On the other hand, the target set \mathcal{T} must satisfy the property of target independence, that is, any two vertices in \mathcal{T} are not related [22]:

$$\forall v, u \in \mathcal{T}, \text{ if } v \neq u, \text{ then } v \not\rightarrow u.$$

Consider the example shown in Figure 1(a), where we assume the target set is $\mathcal{T} = \{\text{"cat"}, \text{"fish"}\}$. Although the "pet" is also a correct terminology to represent the object in Figure 1(b), it is not suitable to be added into \mathcal{T} , which would violate the property of target independence as "pet" reaches "cat" in Figure 1(a). Actually, "cat" is a more precise label to describe the object than "pet" in this example.

Questions. To identify targets, one can ask a search question in the form "Given a query vertex q in tree \mathcal{H} , can vertex q reach one of targets in \mathcal{T} ?" Formally,

DEFINITION 1 (QUESTIONS). *Given a query vertex q and targets \mathcal{T} in tree \mathcal{H} , the search question is defined as $\text{reach}(q)$. The boolean answer of $\text{reach}(q)$ is either Yes or No.*

If $\text{reach}(q) = \text{Yes}$, then $\exists t \in \mathcal{T}$ such that $q \rightarrow t$;

Otherwise, $\text{reach}(q) = \text{No}$, i.e., $\forall t \in \mathcal{T}, q \not\rightarrow t$.

For example, in Figure 1(a), the question "Can the vertex labeled with bear reach one of targets in \mathcal{T} ?" will get the No answer and "bear", "black bear", and "brown bear" will not be the correct label. On the contrary, the question "Can the vertex labeled with pet reaches one of targets in \mathcal{T} ?" will get the Yes answer. One-shot question asking is limited to figure out where the targets are in a large tree \mathcal{H} . One can interactively ask more questions to identify the targets accurately. However, in our kBM-IGS setting, we are given a budget b for the number of questions that can be asked. This is because asking questions is usually costly in real applications, e.g., on Mechanical Turk [1]. It is also not practical to ask users numerous questions as they may not be willing to answer too many questions. After b rounds of question-asking and answer-checking, one finally makes a decision to choose the answers to represent the targets.

Yes-candidates. We say that a vertex v is a Yes-candidate for targets \mathcal{T} if and only if $\exists t \in \mathcal{T}$ such that $v \rightarrow t$. Obviously, the root r is always a Yes-candidate for any targets \mathcal{T} . We define the Yes-candidates as the set of Yes-candidate for targets \mathcal{T} as follows.

DEFINITION 2 (Yes-candidates). *Given the targets \mathcal{T} in tree \mathcal{H} , and several rounds of asking questions $Q = \{q_0, q_1, \dots, q_l\}$ where l is a positive integer and $q_0 = r$, the Yes-candidates are defined as*

$$\mathcal{Y} = \bigcup_{q_i \in Q, \text{reach}(q_i) = \text{Yes}} \text{anc}(q_i).$$

EXAMPLE 2. *Assume that the targets $\mathcal{T} = \{v_2, v_8\}$ in Figure 3 and the questions $Q = \{v_0, v_2, v_3, v_5\}$. The answers are $\text{reach}(v_2) = \text{Yes}$, $\text{reach}(v_3) = \text{Yes}$, and $\text{reach}(v_5) = \text{No}$, thus $\mathcal{Y} = \{v_0, v_1, v_2, v_3\}$.*

Selections. The selections, denoted as \mathcal{S} , are a subset of Yes-candidates \mathcal{Y} , which are selected by algorithms to match the targets \mathcal{T} as close as possible. For example, in Figure 1, assume that we have questioned "pet" and get the Yes answer. We can select "animal", "domestication", or "pet" because they must be the correct label.

Overall, the goal of kBM-IGS interactive scheme is using a few questions to determine the selections $\mathcal{S} \subseteq \mathcal{Y}$ to approach the targets \mathcal{T} as close as possible.

3.3 Penalty between Selections and Targets

Given a budget of questions that can be asked and an unknown number of targets, it is challenging to determine the locations of the targets in a large tree \mathcal{H} . Instead of giving a simple boolean result, we develop an evaluation metric to quantify the goodness of our selections. In the following, we introduce another important feature of *penalty* in kBM-IGS. The penalty is an evaluation metric defined based on distance, which measures the closeness between \mathcal{S} and \mathcal{T} .

Pair-wise Penalty. Assume that we use a vertex $v \in V$ to cover a given target $t \in \mathcal{T}$. If $v = t$, the choice v exactly identifies the target t . If $v \neq t$, it needs to give a penalty score for using v to cover the target t . Based on the distance, we give the definition of pair-wise penalty score as follows.

$$f(v, t) = \begin{cases} \text{dist}(v, t), & \text{if } v \in \text{anc}(t) \\ \text{dist}(r, t), & \text{if } v \notin \text{anc}(t) \end{cases} \quad (1)$$

By the above definitions, we consider two cases: 1) $v \in \text{anc}(t)$ and 2) $v \notin \text{anc}(t)$. First, for $v \in \text{anc}(t)$, indicating $v \rightarrow t$, the best selection v should have $\text{dist}(v, t) = 0$. The further is the distance $\text{dist}(v, t)$, the larger is the penalty. Second, for $v \notin \text{anc}(t)$, indicating $v \not\rightarrow t$, we give a full penalty of the largest distance between r and t , for using v to cover t , i.e., $f(v, t) = \text{dist}(r, t)$. The deeper the location of target t , the larger the penalty. As a result, if a target can be reached by our selections, we use the shortest distance to indicate its closeness. Otherwise, a target is not reachable from our selections, we give a distance-based penalty.

Set-wise Penalty. Based on the pair-wise penalty, we give the definitions of set-wise penalty distance below.

DEFINITION 3 (PENALTY). *Given a set of targets \mathcal{T} and a set of selections \mathcal{S} , the penalty of \mathcal{S} covering a target $t \in \mathcal{T}$ is defined as the minimum penalty of using a vertex $v \in \mathcal{S}$ to cover t , denoted as*

$$f(\mathcal{S}, t) = \min_{v \in \mathcal{S}} f(v, t) = \min_{v \in \mathcal{S} \cup \{r\}} \text{dist}(v, t). \quad (2)$$

Moreover, the penalty of \mathcal{S} covering targets \mathcal{T} is defined as the total penalty sum of \mathcal{S} covering all targets $t \in \mathcal{T}$, denoted by

$$f(\mathcal{S}, \mathcal{T}) = \sum_{t \in \mathcal{T}} f(\mathcal{S}, t) = \sum_{t \in \mathcal{T}} \min_{v \in \mathcal{S} \cup \{r\}} \text{dist}(v, t). \quad (3)$$

Obviously, if $S = \mathcal{T}$, the penalty is $f(S, \mathcal{T}) = 0$. The smaller the penalty, the better the selections S . In Figure 3, assume that $S = \{v_2, v_3\}$ and $\mathcal{T} = \{v_2, v_5, v_8\}$, thus $f(v_2, v_8) = 3$ and $f(v_3, v_8) = 1$. The set-wise penalty $f(S, v_8) = 1$, $f(S, v_5) = 2$ and $f(S, \mathcal{T}) = 3$.

3.4 Problem Formulation

Based on the above definitions, we formulate the problem of budget constrained interactive graph search for multiple targets (kBM-IGS).

PROBLEM 1 (kBM-IGS-problem). *Given a hierarchical directed tree $\mathcal{H} = (V, E)$ rooted at r , a targets set $\mathcal{T} \subseteq V$, a budget of $b \geq 1$ questions that can be asked, and a positive integer k , the problem is asking b questions $Q = \{q_0, q_1, \dots, q_b\}$ one by one to determine a non-empty set of selections $S^* \subseteq \mathcal{Y}$ such that $|S^*| \leq k$ and the distance $f(S^*, \mathcal{T})$ is the smallest. Equivalently,*

$$S^* = \arg \min_{S \subseteq \mathcal{Y}, |S| \leq k} f(S, \mathcal{T})$$

$$s.t., \mathcal{Y} = \bigcup_{q_i \in Q, \text{reach}(q_i) = \text{Yes}} \text{anc}(q_i).$$

Note that the maximum number of selections k where $k \geq |S|$, could be either larger or smaller than $|\mathcal{T}|$ as we do not know the number of targets \mathcal{T} in most applications of kBM-IGS. For the example in Figure 1, assume that we get Yes answer for questions “pet”, “fish” and No answer for questions “wild”, “shell”, and “whale”. The best selections S^* with $k = 2$ will be “pet” and “fish”.

3.5 Applications

Next, we motivate the kBM-IGS problem using three applications.

Image categorization. A large amount of new images (e.g., biomedical images, surveillance photos, and user-uploaded images in online social networks) are continuously generated and need to be classified by human to identify objects and labels. Our kBM-IGS can leverage the crowd-aided intelligence to identify multiple objects in images using budget-constrained interactive search. First, an image may have multiple labels, such as the image with two labels “cat” and “fish” shown in Figure 1(b). Second, each interactive question answered by the crowd takes some costs. Consider a limited budget of available reward fundings, it motivates to constrain the total number of questions for each image and select the most suitable taxonomies to categorize the images. Thus, a high-quality of selections to approximate exact targets is importantly useful for a large-scale hierarchical tree. Quality and efficiency evaluations, and also a case study are conducted on real-world ImageNet datasets to show the effectiveness of our kBM-IGS model and algorithms for image categorization as shown in Section 7.

Manual curation. Manual curation extends an existed taxonomy by inserting new concepts, topics, or items into suitable locations of the taxonomy, such as Yago, Wikipedia, web of concepts, and so on [28]. Different from the single insertion place allowed by the existing studies [28], our kBM-IGS problem permits that an item can be the subclass of multiple taxonomies, e.g. “whale” is a subclass of “mammal” and “aquatic”. Moreover, on the basis of economic consideration, we can use a limited budget to constrain the total number of questions that can be asked. Alternatively, the budget

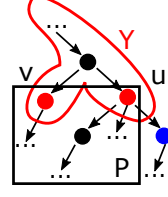


Figure 4: An example of Yes-candidates and potential targets. The red vertices get Yes answer, the blue vertices get No answers and the black vertices are not questioned. The red area is the Yes-candidates and the black area is the potential targets.

b can be set as infinite in our kBM-IGS scheme, fitting with those critical applications for identifying exact solutions.

Cold-start recommendation. Due to the zero-knowledge of users’ preferences in the cold-start recommendation, the online recommendation service (e.g. Twitter, Youtube, and Tiktok) could ask a few questions to identify users’ interests and then offer good personalized recommendations in a friendly way. User’s preferences may be diverse with multiple general and specific interests, which are not limited to one single target, e.g., someone may like “traveling”, “financial news”, “movies”, and so on. To avoid users bored with too many questions that he/she has to answer, our kBM-IGS scheme shall select a small number of questions carefully and adjust our asking strategy based previous answers interactively.

In summary, many real-life applications naturally satisfies our kBM-IGS features. Our work is not limited to the above applications, but also applied on various domains of relational database, commercial site organization, and so on. On one hand, the budget constraint of b questions is developed for economic consideration in image categorization and manual curation, and also good user-experience for not making users troublesome to answer too many questions in cold-start recommendation. Note that our kBM-IGS offers summary selections using a limited number of b questions and also freely supports the exact identification of all targets \mathcal{T} by setting $b = +\infty$. On the other hand, multiple targets widely exist in real-life world, e.g., multiple objects in an image, several taxonomy labels on an item, and many diverse interests of a person.

4 THE PROPOSED FRAMEWORK

In this section, we analyze the properties of kBM-IGS problem and briefly introduce our algorithmic framework.

4.1 Theoretical Analysis

We first give new definitions of *potential targets* and then analyze the relationships between *questions* and *potential targets*.

Potential targets. We first define the potential targets, denoted by \mathcal{P} , as a candidate set of vertices that could be exact targets of \mathcal{T} where $\mathcal{T} \subseteq \mathcal{P}$. Obviously, if no question has been asked, every vertex $v \in V$ could be a potential target due to the limited prior information, i.e., $\mathcal{P} = V$. However, with more questions that have been asked, the potential targets could decrease as some vertices may be pruned from \mathcal{P} for violating the target constraints, no matter the question answer is Yes or No. We have the following lemmas.

LEMMA 1. *Given a vertex $q \in V$, if the question $\text{reach}(q) = \text{No}$, all vertices $u \in \text{des}(q)$ are not targets, which should be pruned from potential targets, i.e., $\text{des}(q) \cap \mathcal{P} = \emptyset$.*

PROOF. First, for $\text{reach}(q) = \text{No}$, q cannot reach any target $t \in \mathcal{T}$. For each vertex $u \in \text{des}(q)$, u also cannot reach any target $t \in \mathcal{T}$, $u \notin \mathcal{T}$. Thus, $\text{des}(q) \cap \mathcal{T} = \emptyset$, and all vertices $\text{des}(q)$ can be pruned from potential targets, denoted as $\text{des}(q) \cap \mathcal{P} = \emptyset$. \square

LEMMA 2. *Given a vertex $q \in V$, if the question $\text{reach}(q) = \text{Yes}$, all vertices $u \in \text{anc}(q) \setminus \{q\}$ are not targets, which should be pruned from potential targets, i.e., $\text{anc}(q) \cap \mathcal{P} = \{q\}$.*

PROOF. For $\text{reach}(q) = \text{Yes}$, $\exists t \in \mathcal{T}$ satisfies $q \rightarrow t$. Based on the independence property of targets, for other target $t' \in \mathcal{T}$, $t' \neq t$, we can get $t' \not\rightarrow t$. Thus, for the vertex $u \in \text{anc}(q) \setminus \{q\}$, $u \rightarrow t$, so $u \notin \mathcal{T}$ and all vertices u can be pruned from potential targets. \square

For example, if we question the vertex v_3 in Figure 3 and get the No answer, the vertices v_3, v_6, v_7, v_8 will be pruned from \mathcal{P} . Similarly, if we get the Yes answer, the vertices v_0, v_1 will be pruned.

Properties of Yes-candidates and potential targets. Next, we analyze the properties of the Yes-candidates and potential targets.

LEMMA 3. $\mathcal{Y} \cap \mathcal{P} \neq \emptyset$ always holds.

PROOF. Given a series of all yes questions $Q = \{q_1, q_2, \dots, q_l\}$, which satisfy $\text{reach}(q_i) = \text{Yes}$. Consider the vertex $q_i \in Q$ satisfies $q_i \rightarrow q_j$ for all vertices $q_j \in Q \setminus \{q_i\}$, $q_i \in \mathcal{P}$. Furthermore, $q_i \in Q \subseteq \mathcal{Y}$. So $q_i \in \mathcal{Y} \cap \mathcal{P}$ and $\mathcal{Y} \cap \mathcal{P} \neq \emptyset$. \square

LEMMA 4. $\forall t \in \mathcal{T}$ if and only if $\text{reach}(t) = \text{Yes}$ and $\text{reach}(u) = \text{No}$ for all $u \in \text{child}(t)$.

PROOF. Based on the definition of targets, $\forall t \in \mathcal{T}$ satisfies $\text{reach}(t) = \text{Yes}$ and $\text{reach}(u) = \text{No}$ for $\forall u \in \text{child}(t)$. Moreover, if $\text{reach}(t) = \text{Yes}$ then $\text{des}(t) \cap \mathcal{T} \neq \emptyset$. If $\text{reach}(u) = \text{No}$ for $\forall u \in \text{child}(t)$, $(\text{des}(t) \setminus \{t\}) \cap \mathcal{T} = \emptyset$. So, $t \in \mathcal{T}$. \square

THEOREM 1. *If $\mathcal{P} \subseteq \mathcal{Y}$, the targets are exactly as $\mathcal{T} = \mathcal{P}$.*

PROOF. For $\forall t \in \mathcal{P}$, $\text{reach}(t) = \text{Yes}$. By Lemma 2, $\text{reach}(v) = \text{No}$ holds for $v \in \text{child}(t)$. Moreover, by Lemma 4, $\mathcal{P} \subseteq \mathcal{T}$. As the definition of potential targets $\mathcal{T} \subseteq \mathcal{P}$, thus $\mathcal{P} = \mathcal{T}$. \square

Figure 4 shows an example of Yes-candidates and potential targets. $\mathcal{P} \cap \mathcal{Y} \neq \emptyset$. If the children of u and v are all questioned and get the No answer, $\mathcal{P} = \{u, v\} \subseteq \mathcal{Y}$ and the targets will be $\mathcal{T} = \{u, v\}$.

4.2 kBM-IGS Framework

In this section, we introduce a novel kBM-IGS framework for identifying multiple targets via a series of b interactive questions. The key idea is asking *good questions* to reduce potential targets \mathcal{P} and refine \mathcal{Y} to be specified by Theorem 1.

Motivations. We use a toy example \mathcal{H} in Figure 3 to show the general ideas of our framework. Assume that $\mathcal{P} = V$ and $\mathcal{Y} = \{r\}$. First, we consider a vertex v_1 and ask the question $\text{reach}(v_1)$. If $\text{reach}(v_1) = \text{No}$, all the descendants of v_1 can be pruned from \mathcal{P} , which achieves lots of gain by reducing $|\mathcal{P}|$ from 10 to 2. But, if $\text{reach}(v_1) = \text{Yes}$, \mathcal{P} will only reduce the vertex v_0 , which achieves a limited gain. Unfortunately, assume that the targets are randomly distributed in V , it has a low probability to get $\text{reach}(v_1) = \text{No}$. This is because there exist 8 descendants of v_1 , and if any vertex $u \in \text{des}(v_1)$ is the target, $\text{reach}(v_1) = \text{Yes}$ holds. Thus, v_1 may not

be a good choice for questioning. Second, we consider a leaf vertex v_9 . If $\text{reach}(v_9) = \text{Yes}$, we surely know that v_9 is one desired target, i.e., $v_9 \in \mathcal{T}$, which achieves lots of gains. But, if $\text{reach}(v_9) = \text{No}$, \mathcal{P} will only reduce v_9 , which achieves a limited gain. However, it has a high probability to $\text{reach}(v_9) = \text{No}$ and a low probability to $\text{reach}(v_9) = \text{Yes}$. We need to select good vertices by making a balanced trade-off between the probability and gains. To do so, the kBM-IGS framework develops a ranking evaluation function for vertices, which is based on the *target probability* and *gain score*.

Target probability. Naturally, the vertices at the top levels of \mathcal{H} (e.g., root r in Figure 3) have high probabilities to get a Yes answer and low probabilities to get a No answer. On the contrary, the vertices at the bottom levels of \mathcal{H} (e.g., leaf v_9 in Figure 3) have high probabilities to get a No answer and low probabilities to get a Yes answer. Therefore, for a vertex v , we denote the probabilities of $\text{reach}(v) = \text{Yes}$ and $\text{reach}(v) = \text{No}$ respectively as $p_{\text{Yes}}(v)$ and $p_{\text{No}}(v)$, which satisfy $p_{\text{Yes}}(v) + p_{\text{No}}(v) = 1$. The specific calculations of $p_{\text{Yes}}(v)$ and $p_{\text{No}}(v)$ are based on the descendants $\text{des}(v)$, which will be introduced in Sections 5 and 6.

Gain score. First, we define the potential penalty. Instead of using the targets \mathcal{T} as in Problem 1, we define the potential penalty to measure the minimum distance between feasible selections \mathcal{S} and potential targets \mathcal{P} as we do not know the exact \mathcal{T} , as follows.

DEFINITION 4 (POTENTIAL PENALTY). *Given a set of potential targets \mathcal{P} , a set of Yes-candidates \mathcal{Y} , and a number k , the potential penalty is denoted as $g(\mathcal{Y}, \mathcal{P}, k) = \min_{\mathcal{S} \subseteq \mathcal{Y}, |\mathcal{S}| \leq k} f(\mathcal{S}, \mathcal{P})$.*

The potential penalty $g(\mathcal{Y}, \mathcal{P}, k)$ is to select the best k vertices from the Yes-candidates \mathcal{Y} to identify the potential targets in \mathcal{P} . The less $|\mathcal{P}|$ and the closer \mathcal{S} to \mathcal{P} , the lower score $g(\mathcal{Y}, \mathcal{P}, k)$ is, which is better. Based on potential penalties, we present the definition of gain score. For a given vertex $v \in V$ with existing \mathcal{P} and \mathcal{Y} , we ask a new question $\text{reach}(v)$, and present two gain scores for different answers $\text{reach}(v) = \text{Yes}$ and $\text{reach}(v) = \text{No}$ respectively, as follows.

DEFINITION 5 (YES&NO GAINS). *The gain of $\text{reach}(v) = \text{Yes}$ is denoted as $g_{\text{Yes}}(v) = g(\mathcal{Y}_v, \mathcal{P}_v, k) - g(\mathcal{Y}, \mathcal{P}, k)$ where $\mathcal{Y}_v, \mathcal{P}_v$ are the updated potential targets and Yes-candidates after asking question $\text{reach}(v) = \text{Yes}$; Similarly, the gain of $\text{reach}(v) = \text{No}$ is denoted as $g_{\text{No}}(v) = g(\mathcal{Y}_v, \mathcal{P}_v, k) - g(\mathcal{Y}, \mathcal{P}, k)$ where $\mathcal{Y}_v, \mathcal{P}_v$ are the updated potential targets and Yes-candidates after asking question $\text{reach}(v) = \text{No}$.*

Based on the target probabilities and gain scores, we define an integrated function of expected gain as follows.

DEFINITION 6 (EXPECTED GAIN). *Given a vertex v in \mathcal{H} , potential targets \mathcal{P} , Yes-candidates \mathcal{Y} , and a number k , the expected gain of asking the question $\text{reach}(v)$ is denoted as*

$$\text{Gain}(v) = g_{\text{Yes}}(v) \cdot p_{\text{Yes}}(v) + g_{\text{No}}(v) \cdot p_{\text{No}}(v).$$

The larger is the expected gain of a vertex, the better is the choice for questioning.

Algorithm. The algorithm of kBM-IGS framework is outlined in Algorithm 1. The general idea is using a greedy strategy to select the vertex with the largest expected gain at each round of questioning. The framework has an input of a hierarchy tree \mathcal{H} , a budget

Algorithm 1 kBM-IGS Framework

Input: A hierarchy tree $\mathcal{H} = (V, E)$, a budget b , a number k .
Output: Selections \mathcal{S} with $|\mathcal{S}| \leq k$.

- 1: Let $\mathcal{Y} \leftarrow \{r\}$, $\mathcal{P} \leftarrow V$;
- 2: Initialize the probability $\text{pr}(v)$ for every vertex $v \in V$;
- 3: **for** $i \leftarrow 1$ **to** b **do**
- 4: **for** $v \in \mathcal{P} \setminus \mathcal{Y}$ **do**
- 5: Calculate $p_{\text{Yes}}(v)$, $p_{\text{No}}(v)$, $g_{\text{Yes}}(v)$, $g_{\text{No}}(v)$;
- 6: $\text{Gain}(v) \leftarrow g_{\text{Yes}}(v) \cdot p_{\text{Yes}}(v) + g_{\text{No}}(v) \cdot p_{\text{No}}(v)$ by Def. 6;
- 7: $q_i \leftarrow \arg \max_{v \in \mathcal{P} \setminus \mathcal{Y}} \text{Gain}(v)$;
- 8: Ask the question $\text{reach}(q_i)$;
- 9: **if** $\text{reach}(q_i) = \text{Yes}$ **then**
- 10: $\mathcal{Y} \leftarrow \mathcal{Y} \cup \text{anc}(q_i)$ by Def. 1;
- 11: Update the potential candidates \mathcal{P} and vertex probabilities pr accordingly if needed;
- 12: **if** $\mathcal{P} \subseteq \mathcal{Y}$ **then break** by Theorem. 1;
- 13: $\mathcal{S}^* \leftarrow \arg \min_{\mathcal{S} \subseteq \mathcal{Y}, |\mathcal{S}| \leq k} f(\mathcal{S}, \mathcal{P})$;
- 14: **return** \mathcal{S}^* ;

of b questions that can be asked, and a number k . First, it initializes the Yes-candidates \mathcal{Y} as $\{r\}$ and the potential targets \mathcal{P} as the whole vertex set V (line 1). Note that if the vertices have no probabilities, we can set all vertices have the same probability as $\frac{k}{n}$ (line 2). The algorithm then iteratively selects one best vertex $q_i \in \mathcal{P} \setminus \mathcal{Y}$ and asks the question $\text{reach}(q_i)$ until the quota of b questions is used up (lines 3-12). For each round, it calculates the target probabilities of $p_{\text{Yes}}(v)$, $p_{\text{No}}(v)$ and Yes & No gains of $g_{\text{Yes}}(v)$, $g_{\text{No}}(v)$ for each vertex $v \in \mathcal{P} \setminus \mathcal{Y}$. Then, the expected gains of all vertices are computed (lines 4-6). The algorithm next finds the vertex q_i with the largest expected gain and asks the question (lines 7-8). According to the answer, the Yes-candidates, potential targets, and vertex probabilities are updated accordingly (lines 9-11). Finally, after b questions or the identification of exact targets, the algorithm selects the best selection $\mathcal{S}^* = \arg \min_{\mathcal{S} \subseteq \mathcal{Y}, |\mathcal{S}| \leq k} f(\mathcal{S}, \mathcal{P})$ and return \mathcal{S}^* as the final selections (lines 13-14).

5 SINGLE TARGET SEARCH

In this section, we investigate one special case of kBM-IGS problem, i.e., the SingleTarget problem, where \mathcal{T} has only a single target as $|\mathcal{T}| = 1$ [16, 28]. Based on the kBM-IGS framework, we develop a STBIS method to identify one vertex as \mathcal{S} by asking b questions.

5.1 Single Target Problem Analysis

As an instance problem, the SingleTarget problem inherits all properties of kBM-IGS described in Section 4 and enjoys its own properties. Assume that the initial $\mathcal{P} = V$ and $\mathcal{Y} = \{r\}$, and the target $\mathcal{T} = \{t\}$. We can ask a question and interactively update \mathcal{P} as \mathcal{P}_{new} and \mathcal{Y} as \mathcal{Y}_{new} by obeying the two following rules.

First of all, as $|\mathcal{T}| = 1$, for each question, the best strategy is asking a vertex v that is a potential target $v \in \mathcal{P} \setminus \mathcal{Y}$. Otherwise, we consider two cases. First, if we ask a vertex $v \in \mathcal{Y}$, the answer of $\text{reach}(v)$ is always Yes; Second, if we ask a vertex $v \in V \setminus (\mathcal{P} \cup \mathcal{Y})$, the answer of $\text{reach}(v)$ is always No. Thus, it achieves no benefit gain but waste one budget of asking question. Moreover, in contrast to Lemma 2, in SingleTarget problem, more vertices can be pruned after Yes answer as follows.

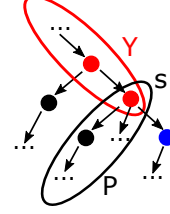


Figure 5: An example of yes candidates and potential targets for single target.

LEMMA 5. For a vertex $q \in \mathcal{P} \setminus \mathcal{Y}$, if the question $\text{reach}(q) = \text{Yes}$, all vertices $u \in \mathcal{P} \setminus \text{des}(q)$ are not potential targets and we update $\mathcal{P}_{\text{new}} = \text{des}(q) \cap \mathcal{P}$.

PROOF. Because $\text{reach}(q) = \text{Yes}$, $\exists t \in \mathcal{T}$ such that $t \in \text{des}(q)$. Moreover, $|\mathcal{T}| = 1$, $\mathcal{T} = \{t\} \subseteq \text{des}(q)$. Thus, $\mathcal{T} \cap (V \setminus \text{des}(q)) = \emptyset$ and all vertices $u \in V \setminus \text{des}(q)$ should be pruned from \mathcal{P} . \square

Second, the Yes-candidates can be updated only when a question $\text{reach}(v) = \text{Yes}$ by Def. 1, where the updated Yes-candidates $\mathcal{Y}_{\text{new}} = \mathcal{Y} \cup \text{anc}(v)$. However, $\mathcal{Y} \subseteq \mathcal{Y}_{\text{new}} \subseteq \text{anc}(t)$ always holds, i.e., all Yes-candidates lie along the path from root r to target t . The penalty function $f(\mathcal{S}, \mathcal{T})$ in Def 3 tells us that keeping one vertex $s \in \mathcal{Y}_{\text{new}}$ closest to t is enough. In other words, it achieves the minimum penalty $f(\mathcal{S}, \mathcal{T}) = f(\{s\}, \{t\})$. Thus, \mathcal{Y}_{new} can be updated as $\mathcal{Y}_{\text{new}} = \{s\}$, where s has the largest depth $\text{dist}(r, s)$ in \mathcal{H} and the question $\text{reach}(s) = \text{Yes}$.

LEMMA 6. For $\mathcal{Y} = \{s\}$, both $\mathcal{Y} \cap \mathcal{P} = \{s\}$ and the penalty $g(\mathcal{Y}, \mathcal{P}, 1) = f(\{s\}, \mathcal{P})$ hold.

PROOF. First, we prove $s \in \mathcal{P}$. Since $s \in \mathcal{Y}$, s will not be pruned from No questions according to Lemma 1. Furthermore, as s is the deepest vertex in \mathcal{Y} , s will not be pruned from Yes questions according to Lemma 5. So, $s \in \mathcal{P}$ and $\mathcal{Y} \cap \mathcal{P} = \{s\}$. Moreover, since $|\mathcal{Y}| = |\{s\}| = 1$, $g(\mathcal{Y}, \mathcal{P}, 1) = f(\{s\}, \mathcal{P})$. \square

Based on the above properties, we have two useful updating rules.

RULE 1. For a vertex $v \in \mathcal{P}$ with $\text{reach}(v) = \text{Yes}$, we update the potential targets $\mathcal{P}_{\text{new}} = \text{des}(v) \cap \mathcal{P}$ and the Yes-candidates $\mathcal{Y}_{\text{new}} = \{v\}$.

RULE 2. For a vertex $v \in \mathcal{P}$ with $\text{reach}(v) = \text{No}$, we update the potential targets $\mathcal{P}_{\text{new}} = \mathcal{P} \setminus \text{des}(v)$ and keep the Yes-candidates unchanged $\mathcal{Y}_{\text{new}} = \mathcal{Y} = \{s\}$.

5.2 The STBIS Algorithm

In this section, we propose a greedy algorithm STBIS to find a single target. We begin with probability calculation.

Probability calculation. Before asking any questions, each vertex has an equal probability to be the target. Thus, we let each vertex u to have a probability of $\text{pr}(u) = \frac{1}{n}$ where $n = |V|$. Our proposed algorithm can be easily extended to other vertex probability distribution based on historical query logs as [16]. Therefore, for a vertex v , the target probability for each vertex v follows $p_{\text{Yes}}(v) = \sum_{u \in \text{des}(v)} \text{pr}(u)$ and the no probability follows $p_{\text{No}}(v) = 1 - p_{\text{Yes}}(v)$. With more question answers discovered,

Algorithm 2 STBIS**Input:** A hierarchy tree $\mathcal{H} = (V, E)$, root r , budget b , and $k = 1$.**Output:** One selection s .

```

1: Let  $\mathcal{Y} \leftarrow \{r\}$ ,  $\mathcal{P} \leftarrow V$ ;
2: Assign the probability  $\text{pr}(v) = 1/n$  for  $v \in V$ ;
3: for  $i \leftarrow 1$  to  $b$  do
4:   for  $v \in \mathcal{P} \setminus \mathcal{Y}$  do
5:      $\text{pYes}(v) \leftarrow \sum_{u \in \text{des}(v)} \text{pr}(u)$ ,  $\text{pNo}(v) \leftarrow 1 - \text{pYes}(v)$ ;
6:     Calculate  $\hat{\mathcal{P}}_v$  as  $\mathcal{P}_{new} \leftarrow \mathcal{P} \cap \text{des}(v)$  by Rule 1;
7:     Update  $\text{gYes}(v) \leftarrow f(\mathcal{Y}, \mathcal{P}) - f(\{v\}, \mathcal{P}_{new})$ ;
8:     Calculate  $\hat{\mathcal{P}}_v$  as  $\mathcal{P}_{new} \leftarrow \mathcal{P} \setminus \text{des}(v)$  by Rule 2;
9:     Update  $\text{gNo}(v) \leftarrow f(\mathcal{Y}, \mathcal{P}) - f(\mathcal{Y}, \mathcal{P}_{new})$ ;
10:     $\text{Gain}(v) \leftarrow \text{gYes}(v) \cdot \text{pYes}(v) + \text{gNo}(v) \cdot \text{pNo}(v)$ ;
11:     $q_i \leftarrow \arg \max_{v \in \mathcal{P} \setminus \mathcal{Y}} \text{Gain}(v)$ ;
12:    Ask the question  $\text{reach}(q_i)$ ;
13:    if  $\text{reach}(q_i) = \text{Yes}$  then
14:       $\mathcal{P}_{new} \leftarrow \mathcal{P} \cap \text{des}(q_i)$ ;  $\mathcal{Y} \leftarrow \{q_i\}$ ;
15:    else
16:       $\mathcal{P}_{new} \leftarrow \mathcal{P} \setminus \text{des}(q_i)$ ;  $\mathcal{Y}$  keeps unchanged;
17:    Update  $\text{pr}(u) = 0$  for  $u \in \mathcal{P} \setminus \mathcal{P}_{new}$ ;
18:    Update  $\text{pr}(u) = \text{pr}(u) \cdot \frac{|\mathcal{P}|}{|\mathcal{P}_{new}|}$  for  $u \in \mathcal{P}_{new}$ ;
19:     $\mathcal{P} \leftarrow \mathcal{P}_{new}$ ;
20:    if  $\mathcal{P} = \mathcal{Y}$  then return  $s \in \mathcal{Y}$ ;
21: return  $s \in \mathcal{Y}$ ;
```

the vertex probabilities need to be updated accordingly. The updated probability after each question is calculated as:

$$\text{pr}(u) = \begin{cases} \text{pr}(u) \cdot \frac{|\mathcal{P}|}{|\mathcal{P}_{new}|}, & u \in \mathcal{P}_{new} \\ 0, & u \notin \mathcal{P}_{new} \end{cases} \quad (4)$$

where \mathcal{P}_{new} is the potential targets after asking a question $\text{reach}(q_i)$ where $1 \leq i \leq b$. The general idea is to assign impossible targets with a probability value of zero and keep the sum probability equal to 1.

STBIS algorithm. The detailed procedure of STBIS is outlined in Algorithm 2, which finds vertices with the largest gain to ask interactive questions and finally identifies a selection to represent the target within b questions. The algorithm first initializes the Yes-candidates \mathcal{Y} as a root r and potential targets $\mathcal{P} = V$ (line 1), and uniformly assigns the vertex probability (line 2). Then, it calculates the Yes&No probability (line 5), Yes&No gain scores (lines 6-9), and expected gain $\text{Gain}(v)$ (line 10) for all potential targets $v \in \mathcal{P}$. Next, the algorithm chooses a vertex $q_i \in \mathcal{P}$ with the largest expected gain and ask question $\text{reach}(q_i)$ (lines 11-12). If $\text{reach}(q_i) = \text{Yes}$, it updates $\mathcal{P}_{new} = \text{des}(q_i)$ and $\mathcal{Y} = \{q_i\}$ by Rule 1 (lines 13-14); Otherwise, if $\text{reach}(q_i) = \text{No}$, it updates $\mathcal{P}_{new} = \mathcal{P} \setminus \text{des}(q_i)$ by Rule 2 (lines 15-16). It updates the probability using Eq. 4 (lines 17-18), and assign $\mathcal{P} = \mathcal{P}_{new}$. Finally, the algorithm returns the vertex $s \in \mathcal{Y}$ as the selection (line 21) and terminates early if $\mathcal{P} = \mathcal{Y}$ by Theorem 1 (line 20).

EXAMPLE 3. Assume the target vertex is v_5 and the budget is 2 in Figure 3. Table 3 shows the gains of each vertex. In the first round, the algorithmic questions v_3 and gets the No answer. Then, the vertices v_3, v_7, v_8, v_9 will be pruned. The vertices v_1 and v_5 get the

Algorithm 3 DFS-Gain(u)**Input:** A subtree T_u , the root of subtree u .**Output:** $\text{Gain}(u)$.

```

1:  $\text{pYes}(u) = \text{pr}(u)$ ,  $|\hat{\mathcal{P}}_u| = 1$ ,  $f(\{u\}, \hat{\mathcal{P}}_u) = 0$ ;
2: for vertex  $v \in \text{child}(u)$  do
3:   if  $v \notin \mathcal{P}$  then continue;
4:   DFS-Gain( $v$ );
5:    $\text{pYes}(u) = \text{pYes}(u) + \text{pYes}(v)$ ;
6:    $|\hat{\mathcal{P}}_u| = |\hat{\mathcal{P}}_u| + |\hat{\mathcal{P}}_v|$ ;
7:    $f(\{u\}, \hat{\mathcal{P}}_u) = f(\{u\}, \hat{\mathcal{P}}_u) + f(\{v\}, \hat{\mathcal{P}}_v)$ ;
8:  $\text{pNo}(u) = 1 - \text{pYes}(u)$ ;
9: Calculate  $\text{gYes}(u), \text{gNo}(u), f(\{u\}, \hat{\mathcal{P}}_u)$  by Eq. 5, 6, 7;
10:  $\text{Gain}(u) \leftarrow \text{gYes}(u) \cdot \text{pYes}(u) + \text{gNo}(u) \cdot \text{pNo}(u)$ ;
11: return  $\text{Gain}(u)$ ;
```

Table 3: The value of gYes , gNo , pYes and pNo of first question and the Gain of two questions. Here, $b = 2$ and $\mathcal{T} = \{v_5\}$.

Node	v_1	v_2	v_3	v_4	v_5	v_6	v_7	v_8	v_9
gYes	9	20	17	20	19	20	20	20	20
gNo	19	1	11	2	5	3	3	3	3
pYes	0.8	0.1	0.4	0.1	0.2	0.1	0.1	0.1	0.1
pNo	0.2	0.9	0.6	0.9	0.8	0.9	0.9	0.9	0.9
Gain^1	11	2.9	13.4	3.8	7.8	4.7	4.7	4.7	4.7
Gain^2	6	2.33	/	3.17	6	/	/	/	4

maximum gain in the second round. If v_5 is selected, the penalty is 0. If v_1 is selected, the penalty is 1.

Complexity analysis and optimizations. A straightforward implementation of STBIS in Algorithm 2 takes $O(n)$ time to compute $\text{gYes}(v)$, $\text{gNo}(v)$, $\text{pYes}(v)$ and $\text{pNo}(v)$ for each vertex $v \in V$. Thus, the calculation of $\text{Gain}(v)$ for all vertices $v \in \mathcal{P}$ takes $O(n^2)$ time. However, these calculations have several repeated process, which can be avoided.

We consider the following deviations of Yes&No gains.

$$f(\{v\}, \hat{\mathcal{P}}_v) = \sum_{u \in \text{child}(v)} f(\{u\}, \hat{\mathcal{P}}_u) + |\hat{\mathcal{P}}_v| - 1 \quad (5)$$

$$\text{gYes}(v) = f(\{s\}, \mathcal{P}) - f(\{v\}, \hat{\mathcal{P}}_v) \quad (6)$$

$$\text{gNo}(v) = f(\{v\}, \hat{\mathcal{P}}_v) + \text{dist}(s, v) \cdot |\hat{\mathcal{P}}_v| \quad (7)$$

We propose a fast approach in Algorithm 3 for computing expected gain $\text{Gain}(u)$ for all vertices u based on Eqs. 5, 6 and 7. The algorithm can reduce the calculations to $O(n)$ time. Algorithm 3 shows the details of DFS algorithm. First, the algorithm initializes the yes probability pYes , the size of potential targets $|\hat{\mathcal{P}}_u|$ and $f(\{u\}, \hat{\mathcal{P}}_u)$ (line 1). Next, it traverses the children of u and updates pYes , $|\hat{\mathcal{P}}_u|$ and $f(\{u\}, \hat{\mathcal{P}}_u)$ (lines 2-7). Finally, the algorithm calculates pNo , gYes , gNo and returns them (lines 8-11). We can replace the procedure of lines 5-10 in Algorithm 2 by invoking DFS-Gain(s) in Algorithm 3.

In summary, STBIS in Algorithm 2 takes $O(n)$ time to generate a question for users to answer. The overall time complexity of STBIS takes $O(bn)$ time in $O(n)$ space for generating b questions.

6 MULTIPLE TARGETS SEARCH

In this section, we propose efficient algorithms for identifying k selections for multiple targets. We first introduce the probability setting and updating rules for multiple targets identification. Then,

we propose a kBM-DP method using dynamic programming techniques and improve its efficiency by leveraging the techniques of non-diverse selections and bounded pruning.

6.1 Multiple Targets Scheme

We start by presenting *probability setting* and *updating rules* for the MultipleTargets scheme.

Target probability. As there exist multiple targets with $|\mathcal{T}| \geq 1$, we assume that each vertex has an independent probability to be a target. As our problem aiming at finding k selections and $|\mathcal{T}|$ is unknown, let $\text{pr}(v)$ be the vertex probability of v and $\text{pr}(v) = \frac{k}{n}$. Thus, the target probability of a vertex v is computed as follows. The probability of $\text{reach}(v) = \text{No}$ is denoted as the No probability $\text{pNo}(v) = \prod_{u \in \text{des}(v) \cap \mathcal{P}} (1 - \text{pr}(u))$, representing that none of vertices $u \in \text{des}(v) \cap \mathcal{P}$ is a target. Moreover, we update the target probabilities with more questions asked.

Rules of updating \mathcal{P} and \mathcal{Y} . Following Def. 2 and Lemmas 1 and 2, we have the following rules for updating the potential targets \mathcal{P} and Yes-candidates \mathcal{Y} .

RULE 3. For a vertex $v \in \mathcal{P}$ with $\text{reach}(v) = \text{Yes}$, we update the potential targets $\mathcal{P}_{\text{new}} = \mathcal{P} \setminus (\text{anc}(v) \setminus \{v\})$ and update the Yes-candidates $\mathcal{Y}_{\text{new}} = \mathcal{Y} \cup \text{anc}(v)$.

RULE 4. For a vertex $v \in \mathcal{P}$ with $\text{reach}(v) = \text{No}$, we update the potential targets $\mathcal{P}_{\text{new}} = \mathcal{P} \setminus \text{des}(v)$ and keep the Yes-candidates unchanged $\mathcal{Y}_{\text{new}} = \mathcal{Y}$.

Based on Rules 3 and 4, we compute both $\text{gYes}(v)$ and $\text{gNo}(v)$, which equals $\text{g}(\mathcal{Y}_{\text{new}}, \mathcal{P}_{\text{new}}, k) - \text{g}(\mathcal{Y}, \mathcal{P}, k)$ by Def. 5. However, as we know that $\text{g}(\mathcal{Y}, \mathcal{P}, k) = \min_{S \subseteq \mathcal{Y}, |S| \leq k} f(S, \mathcal{P})$, it is difficult to efficiently compute the penalty $\text{g}(\mathcal{Y}, \mathcal{P}, k)$ with a straightforward enumeration of $S \subseteq \mathcal{Y}$ for $k > 1$. In the following sections, we mainly focus on developing efficient approaches to compute $\text{g}(\mathcal{Y}, \mathcal{P}, k)$ and update Yes&No gain scores $\text{gYes}(v)$ and $\text{gNo}(v)$.

6.2 kBM-DP Algorithm

In this section, we propose a kBM-DP algorithm for identifying multiple targets based on the kBM-IGS framework in Algorithm 1.

The kBM-DP algorithm. The algorithm of kBM-DP is presented in Algorithm 4, which implements the details of Algorithm 1. The algorithm first initializes the Yes-candidates \mathcal{Y} , the potential targets \mathcal{P} , and the independent probability $\text{pr}(v) = \frac{k}{n}$ for each vertex $v \in V$ (lines 1-2). Then, it iteratively selects one best vertex $v \in \mathcal{P} \setminus \mathcal{Y}$ with the largest $\text{Gain}(v)$ and ask question $\text{reach}(v)$ until all b questions have been asked (lines 3-18). At the i -th round of asking question, it updates the target probabilities for all vertices $\mathcal{P} \setminus \mathcal{Y}$ (lines 4-6). The algorithm invokes Algorithm 5 to calculate all expected gains (line 7). Next, the algorithm asks question $\text{reach}(q_i)$, and updates the vertex probabilities, \mathcal{P} and \mathcal{Y} accordingly by Rules 3 and 4 (lines 10-16). Finally, the algorithm returns the selections $S^* = \arg \min_{S \subseteq \mathcal{Y}, |S| \leq k} f(S, \mathcal{P})$ (line 19).

In the following, we introduce a dynamic programming algorithm for calculating the expected gains in Algorithm 5. We first consider the computation of $\text{g}(\mathcal{Y}, \mathcal{P}, k)$ and then Yes&No gain scores.

Computing $\text{g}(\mathcal{Y}, \mathcal{P}, k)$. The best vertices of S^* are not independent to each other. It is inefficient to enumerate all k -sized selections

Algorithm 4 kBM-DP

Input: A hierarchy tree $\mathcal{H} = (V, E)$, a budget b , a number k .

Output: Selections S with $|S| \leq k$.

```

1: Let  $\mathcal{Y} \leftarrow \{r\}, \mathcal{P} \leftarrow V$ ;
2: Assign the probability  $\text{pr}(v) = k/n$  for  $v \in V$ ;
3: for  $i \leftarrow 1$  to  $b$  do
4:   for  $v \in \mathcal{P} \setminus \mathcal{Y}$  do
5:      $\text{pNo}(v) \leftarrow \prod_{u \in \text{des}(v) \cap \mathcal{P}} (1 - \text{pr}(u))$ ;
6:      $\text{pYes}(v) \leftarrow 1 - \text{pNo}(v)$ ;
7:   Calculate  $\text{Gain}(v)$  for all  $v \in \mathcal{P} \setminus \mathcal{Y}$  using Algorithm 5;
8:    $q_i \leftarrow \arg \max_{v \in \mathcal{P} \setminus \mathcal{Y}} \text{Gain}(v)$ ;
9:   Ask the question  $\text{reach}(q_i)$ ;
10:  if  $\text{reach}(q_i) = \text{Yes}$  then
11:     $\mathcal{Y} \leftarrow \mathcal{Y} \cup \text{anc}(q_i)$  by Rule 3;
12:     $\mathcal{P}_{\text{new}} \leftarrow \mathcal{P} \setminus (\text{anc}(q_i) \setminus \{q_i\})$  by Rule 3;
13:  else
14:     $\mathcal{P}_{\text{new}} \leftarrow \mathcal{P} \setminus \text{des}(q_i)$  by Rule 4;
15:  Update  $\text{pr}(u) = 0$  for  $u \in \mathcal{P} \setminus \mathcal{P}_{\text{new}}$ ;
16:  Update  $\text{pr}(u) = \text{pr}(u) \cdot \frac{|\mathcal{P}|}{|\mathcal{P}_{\text{new}}|}$  for  $u \in \mathcal{P}_{\text{new}}$ ;
17:   $\mathcal{P} \leftarrow \mathcal{P}_{\text{new}}$ ;
18:  if  $\mathcal{P} \subseteq \mathcal{Y}$  then break;
19:  $S^* \leftarrow \arg \min_{S \subseteq \mathcal{Y}, |S| \leq k} f(S, \mathcal{P})$ ;
20: return  $S^*$ ;
```

Algorithm 5 kBM-DP: Calculate Expected Gains

Input: $\mathcal{H} = (V, E)$, $\text{pYes}(\cdot)$, $\text{pNo}(\cdot)$, \mathcal{P} , \mathcal{Y} , and k .

Output: $\text{Gain}(v)$ for all vertices $u \in \mathcal{P} \setminus \mathcal{Y}$.

```

1: Calculate  $\text{DP}(u, w, k)$  for all vertices  $u \in \mathcal{P}$  and  $w \in \text{anc}(u)$  in Eq. 8.
2: for  $v \in \mathcal{P} \setminus \mathcal{Y}$  do
3:    $\hat{\mathcal{P}} \leftarrow \mathcal{P} \setminus (\text{anc}(v) \setminus \{v\})$ ; //  $\text{reach}(v) = \text{Yes}$ 
4:    $\text{gYes}(v) = \text{g}(\mathcal{Y}, \hat{\mathcal{P}}, k) - \text{calgYes}(v, k)$ ;
5:    $\hat{\mathcal{P}} \leftarrow \mathcal{P} \setminus \text{des}(v)$ ; //  $\text{reach}(v) = \text{No}$ 
6:    $\text{gNo}(v) = \text{g}(\mathcal{Y}, \hat{\mathcal{P}}, k) - \text{calgNo}(v, k)$ ;
7:    $\text{Gain}(v) \leftarrow \text{gYes}(v) \cdot \text{pYes}(v) + \text{gNo}(v) \cdot \text{pNo}(v)$  by Def. 6;
8: procedure  $\text{calgYes}(u, k)$ 
9:   for  $v \in \text{anc}(u)$  do
10:    Recalculate  $\text{DP}_Y(v, k)$  by Eq. 9;
11:    for  $w \in \text{anc}(v) \setminus \{v\}$  do
12:      Recalculate  $\text{DP}_N(v, w, k)$  by Eq. 10;
13:       $\text{DP}'(v, w, k) \leftarrow \min(\text{DP}_N(v, w, k), \text{DP}_Y(v, k))$ ;
14:     $\text{g}(\hat{\mathcal{Y}}, \hat{\mathcal{P}}, k) \leftarrow \text{DP}'(r, r, k)$ ;
15:  return  $\text{g}(\hat{\mathcal{Y}}, \hat{\mathcal{P}}, k)$ ;
16: procedure  $\text{calgNo}(u, k)$ 
17:   for  $v \in \text{anc}(u)$  do
18:    for  $w \in \text{anc}(v) \cap \mathcal{Y} \setminus \{v\}$  do
19:      Recalculate  $\text{DP}_N(v, w, k)$  by Eq. 10;
20:    if  $v \in \mathcal{Y}$  then
21:      Recalculate  $\text{DP}_Y(v, k)$  by Eq. 9;
22:       $\text{DP}'(v, w, k) \leftarrow \min(\text{DP}_N(v, w, k), \text{DP}_Y(v, k))$ ;
23:    else
24:       $\text{DP}'(v, w, k) \leftarrow \text{DP}_N(v, w, k)$ ;
25:     $\text{g}(\hat{\mathcal{Y}}, \hat{\mathcal{P}}, k) \leftarrow \text{DP}'(r, r, k)$ ;
26:  return  $\text{g}(\hat{\mathcal{Y}}, \hat{\mathcal{P}}, k)$ ;
```

$S \subseteq \mathcal{Y}$ for finding the best selections S^* . Thus, we use a dynamic programming technique to calculate the minimum $\text{g}(\mathcal{Y}, \mathcal{P}, k)$ efficiently. The general idea is to divide the global calculation into sub-problems of finding $k' \leq k$ representative nodes optimally in

a subtree T_u rooted by a vertex u . The vertex $w \in \mathcal{S} \cap \text{anc}(u)$ is a selection closest to u . Note that if $\mathcal{S} \cap \text{anc}(u) = \emptyset$, we consider $w = r$. Obviously, let $u = r$, $w = r$ and $k' = k$, this subproblem is the same as the best selection of \mathcal{S} . Thus, our objective is to calculate it from the sub-problems. We consider two cases of whether we select vertex u or not for each subtree T_u . On one hand, if $u \in \mathcal{Y}$ and we select vertex u into the selections \mathcal{S} , for each child node $v_1, v_2, \dots, v_x \in \text{child}(u) \cap \mathcal{P}$, the sub-problem is how to find additional k_x optimal vertices in the subtrees rooted by v_x with the closest selected vertex u and $\sum k_x \leq k' - 1$; On the other hand, if we do not select vertex u into the answer \mathcal{S} , for each child node $v_1, v_2, \dots, v_x \in \text{child}(u) \cap \mathcal{P}$, the sub-problem is how to find additional k_x optimal vertices in T_x with the closest selected vertex w and $\sum k_x \leq k'$. The optimal answer is the best solution among the above two answers.

State and transfer equation. We first define the state of $\text{DP}_Y(u, k)$ and $\text{DP}_N(u, w, k)$. In the subtree T_u , $\text{DP}_Y(u, k)$ is the minimum value of $f(\mathcal{S} \cup \{u\}, \mathcal{P} \cap \text{des}(u))$ with selected $k - 1$ -size set $\mathcal{S} \subseteq \text{des}(u)$. Similarly, $\text{DP}_N(u, w, k)$ is the minimum value of $f(\mathcal{S} \cup \{w\}, \mathcal{P} \cap \text{des}(u))$ with selected k -size set $\mathcal{S} \subseteq \text{des}(u) \setminus \{u\}$ and $w \in \text{anc}(u) \cap \mathcal{Y}$ is the closest selected vertex to u . Based on $\text{DP}_Y(u, k)$ and $\text{DP}_N(u, w, k)$, we define the state $\text{DP}(u, w, k)$ as the optimal k -size selection in the subtree T_u with closest selected vertex $w \in \text{anc}(u) \cup \mathcal{P}$, which satisfies the equation as follows,

$$\text{DP}(u, w, k) = \begin{cases} \min\{\text{DP}_Y(u, k), \text{DP}_N(u, w, k)\}, & u \in \mathcal{Y}, k \geq 1 \\ \text{DP}_N(u, w, k), & u \notin \mathcal{Y} \text{ or } k = 0 \end{cases} \quad (8)$$

Next, we propose the transfer equation of $\text{DP}_Y(u, k)$ and $\text{DP}_N(u, w, k)$ as follows,

$$\begin{aligned} \text{DP}_Y(u, k) &= \min\left\{ \sum_{x \in \text{child}(u) \cap \mathcal{P}} \text{DP}(x, u, k_x) \right\} \\ &\text{subject to } \sum_{x \in \text{child}(u) \cap \mathcal{P}} k_x = k - 1. \\ \text{DP}_N(u, w, k) &= \text{dist}(w, u) + \min\left\{ \sum_{x \in \text{child}(u) \cap \mathcal{P}} \text{DP}(x, w, k_x) \right\} \\ &\text{subject to } \sum_{x \in \text{child}(u) \cap \mathcal{P}} k_x = k. \end{aligned} \quad (9)$$

Furthermore, we can use the Knapsack dynamic programming technique [25] to tackle the transfer Eqs. 9 and 10. Assume that a number k represents the total capacity. Given a set of vertices $\text{child}(u) \cap \mathcal{P} = \{x_1, \dots, x_l\}$, for each vertex x_i where $1 \leq i \leq l$, $\text{DP}(x_i, w, k_{x_i})$ represents an item value and the item volume is $k_{x_i} \leq k$. We assume that $F(i, k')$ is the state that has the minimum value of the first i items with a total of k' capacity. The equation of state transformation is shown as follows.

$$F(i, k') = \min_{0 \leq j \leq k'} \{F(i-1, k' - j) + \text{DP}(x_i, w, j)\}.$$

For initialization, we set $F(i, j) = +\infty$ for $1 \leq i \leq l, 0 \leq j \leq k$ and $F(0, 0) = 0$. The return value is $F(l, k) = \min\{\sum_{x \in \text{child}(u) \cap \mathcal{P}} \text{DP}(x, w, k_x)\}$ with the constraint $\sum_{x \in \text{child}(u) \cap \mathcal{P}} k_x = k$.

Update $g_{\text{Yes}}(u)$ and $g_{\text{No}}(u)$. For a vertex u that is questioned, only the state of $\text{anc}(u)$ needs to be recalculated to update $g_{\text{Yes}}(u)$ and $g_{\text{No}}(u)$. Algorithm 5 presents the details of $g_{\text{Yes}}(u)$ and $g_{\text{No}}(u)$ calculation. First, the algorithm calculates $\text{DP}(u, w, k)$ for all possible

Table 4: The value of g_{Yes} , g_{No} and Gain. Here, $b = 2$, $k = 2$ and $\{v_5, v_8\}$ are the targets.

Node	v_1	v_2	v_3	v_4	v_5	v_6	v_7	v_8	v_9
g_{Yes}	8	1	12	9	10	12	12	11	
g_{No}	19	1	11	2	5	3	3	3	3
Gain ¹	9.85	1	11.59	3.4	6.8	4.8	4.8	4.8	4.6
g_{Yes}	/	0	/	0	1	0	0	0	2
g_{No}	/	1	/	1	3	1	1	1	2
Gain ²	/	0.75	/	0.75	2.12	0.75	0.75	0.75	2

states (line 1). Then, for each vertex $u \in \mathcal{P} \setminus \mathcal{Y}$, it updates the corresponding states and calculates $g_{\text{Yes}}(u)$ and $g_{\text{No}}(u)$ (lines 2-7). For computing $g_{\text{Yes}}(u)$, it needs to update the states $\text{DP}(v, w, k)$ for all $v \in \text{anc}(u)$, $w \in \text{anc}(v)$ (lines 8-15). To computing $g_{\text{No}}(u)$, it updates the states $\text{DP}(v, w, k)$ for all $v \in \text{anc}(u)$, $w \in \text{anc}(v) \cap \mathcal{Y}$ (lines 16-26).

EXAMPLE 4. Assume the targets are $\mathcal{T} = \{v_5, v_8\}$, the budget $b = 2$, and $k = 2$ in Figure 3. Table 4 shows the gains of each vertex. In the first question, the algorithm questions v_3 and gets the Yes answer. Then, the vertices v_0, v_1 will be pruned from the potential targets. The vertex v_5 gets the maximum gains in the second round and obtains the Yes answer. Note that some leaf vertices get $g_{\text{Yes}}(v) = 0$ because their parents are a better selection even if they get the Yes answer. The selections will be $\mathcal{S} = \{v_3, v_5\}$ and the penalty $f(\mathcal{S}, \mathcal{T}) = 1$.

Complexity analysis. The calculation of all states takes $O(nhk^2)$ time. The update of each vertex takes $O(h^2dk^2)$ times. Overall, the kBM-DP of Algorithm 5 takes $O(nh^2dk^2)$ time in $O(nhk)$ space.

6.3 Fast algorithms: kBM-Topk and kBM-DP+

In this section, we propose two fast algorithms of kBM-Topk and kBM-DP+. The first method kBM-Topk uses an alternative penalty function to improve the calculation of expected gain. The second method kBM-DP+ develops an upper bound of $\text{Gain}(v)$ to prune unnecessary vertices for updating the expected gains, which achieves the same results as kBM-DP in most cases.

6.3.1 kBM-Topk. The penalty of $g(\mathcal{Y}, \mathcal{P}, k)$ is complex to compute, due to the dependence relationship of selections in \mathcal{S} . To dismiss it, we propose an independent function to approximate $g(\mathcal{Y}, \mathcal{P}, k)$, which can be efficiently computed. We begin with a new definition of selected gain as follows.

$$\text{IG}(x) = \sum_{v \in \mathcal{P} \cap \text{des}(x)} \text{dist}(r, x).$$

The selected gain represents the reduced penalty after selecting u . The deeper the selected vertex and the larger the size of descendants, the higher the selected gain. Thus, the general idea of the approximate method is to select the top- k vertices that maximize the selected gain. Based on this, we propose the new potential penalty function as follows,

$$g'(\mathcal{Y}, \mathcal{P}, k) = f(\{r\}, \mathcal{P}) - \max_{\mathcal{S} \subseteq \mathcal{Y}, |\mathcal{S}| \leq k} \sum_{x \in \mathcal{S}} \text{IG}(x).$$

kBM-Topk algorithm. Similar to kBM-DP, kBM-Topk use the same framework and the difference is the calculation of expected gains. Algorithm 6 shows the details of the calculation (replacing the line 7 of Algorithm 4). First, the algorithm calculates $\text{IG}(v)$ for

Algorithm 6 kBM-Topk: Calculate Expected Gains

Input: $\mathcal{H} = (V, E)$, $p_{\text{Yes}}(\cdot)$, $p_{\text{No}}(\cdot)$, \mathcal{P} , \mathcal{Y} , and k .
Output: Gain(v) for all vertices $u \in \mathcal{P} \setminus \mathcal{Y}$.

- 1: Calculate IG(u) for all vertices $u \in \mathcal{P} \cup \mathcal{Y}$.
- 2: Let H be a max-heap to maintain IG(u) for all vertices $u \in \mathcal{Y}$.
- 3: **for** $v \in \mathcal{P} \setminus \mathcal{Y}$ **do**
- 4: $\hat{\mathcal{P}} \leftarrow \mathcal{P} \setminus (\text{anc}(v) \setminus \{v\})$; // reach(v) = Yes
- 5: $g_{\text{Yes}}(v) = g(\mathcal{Y}, \mathcal{P}, k) - \text{calg}_{\text{Yes}}(v, k, H)$;
- 6: $\hat{\mathcal{P}} \leftarrow \mathcal{P} \setminus \text{des}(v)$; // reach(v) = No
- 7: $g_{\text{No}}(v) = g(\mathcal{Y}, \mathcal{P}, k) - \text{calg}_{\text{No}}(v, k, H)$;
- 8: Gain(v) $\leftarrow g_{\text{Yes}}(v) \cdot p_{\text{Yes}}(v) + g_{\text{No}}(v) \cdot p_{\text{No}}(v)$ by Def. 6;
- 9: **procedure** calg_{Yes}(u, k, H)
- 10: **for** $v \in \text{anc}(u)$ **do**
- 11: IG_{new}(v) = IG(v) - $|\mathcal{P} \setminus \hat{\mathcal{P}} \cap \text{des}(v)| \cdot \text{dist}(r, v)$;
- 12: **if** $v \in \mathcal{Y}$ **then**
- 13: $H(v, \text{IG}(v)) \leftarrow (v, \text{IG}_{\text{new}}(v))$;
- 14: **else**
- 15: $H.\text{push}(v, \text{IG}_{\text{new}}(v))$;
- 16: $f(\{r\}, \hat{\mathcal{P}}) = f(\{r\}, \mathcal{P}) - \sum_{v \in \mathcal{P} \setminus \hat{\mathcal{P}}} \text{dist}(r, v)$;
- 17: **return** $f(\{r\}, \hat{\mathcal{P}}) - \max_{S \subseteq H, |S| \leq k} \sum_{x \in S} \text{IG}_{\text{new}}(x)$;
- 18: **procedure** calg_{No}(u, k, H)
- 19: **for** $v \in \text{anc}(u) \cap \mathcal{Y}$ **do**
- 20: IG_{new}(v) = IG(v) - $|\mathcal{P} \setminus \hat{\mathcal{P}}| \cdot \text{dist}(r, v)$;
- 21: $H(v, \text{IG}(\{v\}, \mathcal{P})) \leftarrow (v, \text{IG}_{\text{new}}(\{v\}, \mathcal{P}))$;
- 22: $f(\{r\}, \hat{\mathcal{P}}) = f(\{r\}, \mathcal{P}) - \sum_{v \in \mathcal{P} \setminus \hat{\mathcal{P}}} \text{dist}(r, v)$;
- 23: **return** $f(\{r\}, \hat{\mathcal{P}}) - \max_{S \subseteq H, |S| \leq k} \sum_{x \in S} \text{IG}_{\text{new}}(x)$;

all the vertices $v \in \mathcal{P} \cup \mathcal{Y}$ and use max-heap H to maintain the top- k vertices in yes candidates \mathcal{Y} (lines 1-2). Then, for each vertex $u \in \mathcal{P} \setminus \mathcal{Y}$, it will update the max-heap H and calculate $g_{\text{Yes}}(u)$ and $g_{\text{No}}(u)$ (lines 3-8). For the $g_{\text{Yes}}(u)$ calculation, IG(v) of vertex $v \in \text{anc}(u)$ should be updated (lines 10-11). If the vertex v has been added into the heap H , IG(v) will be replaced by IG_{new}(v) (lines 12-13). Otherwise, it will be added into the heap H because $v \in \mathcal{Y}_{\text{new}}$ (lines 14-15). Finally, the algorithm will update the $f(\{r\}, \mathcal{P})$ and calculate $g_{\text{Yes}}(u)$ (lines 16-17). The calculation of $g_{\text{No}}(u)$ is similar to $g_{\text{Yes}}(u)$ (lines 18-23). The main difference is the yes candidates \mathcal{Y} will not be changed and only the vertices $v \in \text{anc}(u) \cap \mathcal{Y}$ should be updated (lines 19-21).

Quality and complexity analysis. We analyze the quality of our approximate penalty function $g'(\mathcal{Y}, \mathcal{P}, k)$ as follows.

THEOREM 2. *The approximate potential penalty function satisfies $\text{LB-Topk} \leq g'(\mathcal{Y}, \mathcal{P}, k) \leq \text{UB-Topk}$, where $\text{LB-Topk} = g(\mathcal{Y}, \mathcal{P}, k) - (k-1) \cdot (f(\{r\}, \mathcal{P}) - g(\mathcal{Y}, \mathcal{P}, k))$ and $\text{UB-Topk} = g(\mathcal{Y}, \mathcal{P}, k)$. If $k = 1$, $g'(\mathcal{Y}, \mathcal{P}, 1) = g(\mathcal{Y}, \mathcal{P}, 1)$.*

PROOF. First, we prove $\text{LB-Topk} \leq g'(\mathcal{Y}, \mathcal{P}, k)$. Assume the set \mathcal{S}^* is the best selection in potential penalty, i.e. $g(\mathcal{Y}, \mathcal{P}, k) = f(\mathcal{S}^*, \mathcal{P})$. Then $g(\mathcal{Y}, \mathcal{P}, k) = f(\mathcal{S}^*, \mathcal{P}) \geq f(\{r\}, \mathcal{P}) - \sum_{x \in \mathcal{S}^*} \text{IG}(x) \geq g'(\mathcal{Y}, \mathcal{P}, k)$. Thus, $g'(\mathcal{Y}, \mathcal{P}, k) \leq g(\mathcal{Y}, \mathcal{P}, k) = \text{LB-Topk}$.

Second, we prove $g'(\mathcal{Y}, \mathcal{P}, k) \leq \text{UB-Topk}$. We have $g'(\mathcal{Y}, \mathcal{P}, k) \geq f(\{r\}, \mathcal{P}) - k \cdot \max_{x \in \mathcal{Y}} \text{IG}(x) = k \cdot (f(\{r\}, \mathcal{P}) - \max_{x \in \mathcal{Y}} \text{IG}(x)) - (k-1) \cdot f(\{r\}, \mathcal{P}) \geq k \cdot g(\mathcal{Y}, \mathcal{P}, k) - (k-1) \cdot f(\{r\}, \mathcal{P}) = g(\mathcal{Y}, \mathcal{P}, k) - (k-1) \cdot (f(\{r\}, \mathcal{P}) - g(\mathcal{Y}, \mathcal{P}, k))$.

Algorithm 7 kBM-DP+: Calculate Expected Gains and Identify q_i

Input: $\mathcal{H} = (V, E)$, $p_{\text{Yes}}(\cdot)$, $p_{\text{No}}(\cdot)$, \mathcal{P} , \mathcal{Y} , and k .
Output: Question vertex q_i .

- 1: Gain_{max} $\leftarrow 0$;
- 2: Gain ^{i} (v) $\leftarrow \text{UBg}_{\text{Yes}}^i(v) \cdot p_{\text{Yes}}(v) + \text{UBg}_{\text{No}}^i(v) \cdot p_{\text{No}}(v)$ for all vertices $v \in \mathcal{P} \setminus \mathcal{Y}$, where $\text{UBg}_{\text{Yes}}^i(v) = g_{\text{Yes}}^{(i-1)}(v)$ and $\text{UBg}_{\text{No}}^i(v) = g_{\text{No}}^{(i-1)}(v)$.
- 3: Sort all vertices $v \in \mathcal{P} \setminus \mathcal{Y}$ in the descending order of Gain ^{i} (v);
- 4: **for** $v \in \mathcal{P} \setminus \mathcal{Y}$ **do**
- 5: **if** Gain_{max} > UBGain(v) **then return** q_i ;
- 6: $g_{\text{Yes}}(v) = g(\mathcal{Y}, \mathcal{P}, k) - \text{calg}_{\text{Yes}}(v, k)$;
- 7: $g_{\text{No}}(v) = g(\mathcal{Y}, \mathcal{P}, k) - \text{calg}_{\text{No}}(v, k)$;
- 8: Gain(v) $\leftarrow g_{\text{Yes}}(v) \cdot p_{\text{Yes}}(v) + g_{\text{No}}(v) \cdot p_{\text{No}}(v)$;
- 9: **if** Gain_{max} < Gain(v) **then**
- 10: Gain_{max} \leftarrow Gain(v); $q_i \leftarrow v$;
- 11: **return** q_i ;

Overall, $\text{LB-Topk} \leq g'(\mathcal{Y}, \mathcal{P}, k) \leq \text{UB-Topk}$. For $k = 1$, we have the $\text{UB-Topk} = g(\mathcal{Y}, \mathcal{P}, k) = \text{LB-Topk}$. Thus, $g'(\mathcal{Y}, \mathcal{P}, 1) = g(\mathcal{Y}, \mathcal{P}, 1)$ holds. \square

We analyze the complexiy of kBM-Topk. For each vertex u in $\mathcal{P} \setminus \mathcal{Y}$, at most $|\text{anc}(u)|$ vertices are calculated and each update in heap H takes $O(\log |\mathcal{Y}|)$ time. So, the score calculation of each vertex u takes $O(h \log n)$. The time complexity of computing g_{Yes} and g_{No} is $O(nh \log n)$. The space complexity is $O(n)$.

6.3.2 kBM-DP+. In this section, we propose a pruning optimization to accelerate the algorithm kBM-DP. The general idea is to design an upper bound of expected gain and skip the update of Gain(v) for those vertices that are disqualified for achieving the largest Gain(v) in $\mathcal{P} \setminus \mathcal{Y}$. In this way, we can prune lots of vertices in most cases at each round of question asking, and quickly identify a vertex q_i with the largest gain.

An upper bound of Gain(v). Consider a vertex $v \in V$ at the i -th round of question asking where $i \geq 1$, the expected gain is denoted as Gain ^{i} (v). Then, we have an upper bound of Gain ^{i} (v), denoted as Gain ^{i} (v), satisfying

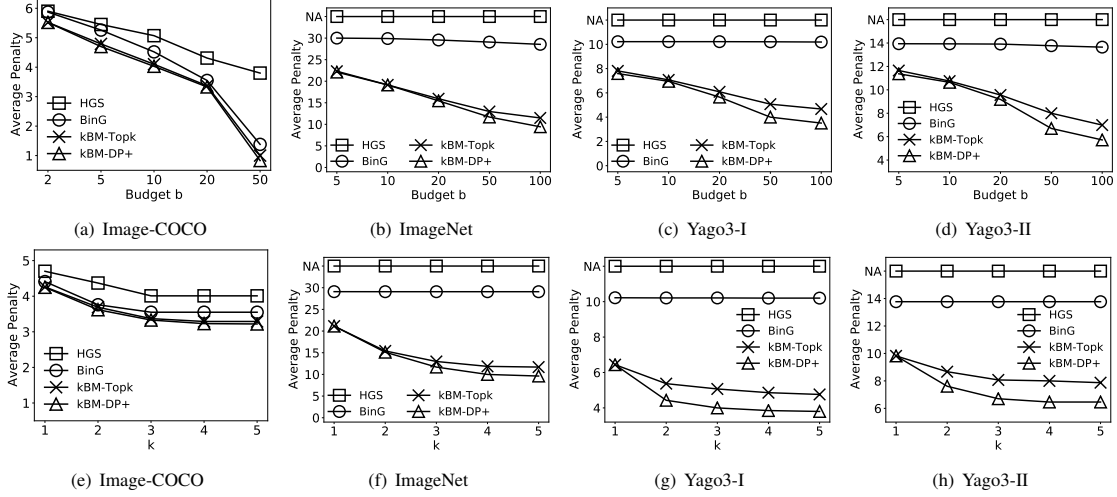
$$\overline{\text{Gain}}^i(v) = \text{UBg}_{\text{Yes}}^i(v) \cdot p_{\text{Yes}}(v) + \text{UBg}_{\text{No}}^i(v) \cdot p_{\text{No}}(v),$$

where $\text{UBg}_{\text{Yes}}^i(v) = g_{\text{Yes}}^{(i-1)}(v)$ and $\text{UBg}_{\text{No}}^i(v) = g_{\text{No}}^{(i-1)}(v)$. Note that if v is pruned in the previous round, we will set $\text{UBg}_{\text{Yes}}^i(v) = \text{UBg}_{\text{Yes}}^{(i-1)}(v)$ and $\text{UBg}_{\text{No}}^i(v) = \text{UBg}_{\text{No}}^{(i-1)}(v)$. We observe that both the Yes gain and No gain decrease with more questions asked in most cases. This is because that the potential targets decrease and the Yes-candidates increase with questions. Thus, we have $\text{UBg}_{\text{Yes}}(v) \geq g_{\text{Yes}}^i(v)$ and $\text{UBg}_{\text{No}}(v) \geq g_{\text{No}}^i(v)$. As a result, $\overline{\text{Gain}}^i(v) \geq \text{Gain}^i(v)$.

Algorithm. The kBM-DP+ is a variant approach of kBM-DP in Algorithm 4 using the pruning optimization in Algorithm 7, which calculates expected gains and identifies the vertex q_i for question asking (replacing the lines 7-8 of Algorithm 4). Specifically, the algorithm first computes all upper bounds for vertices $v \in \mathcal{P} \setminus \mathcal{Y}$ and then sorts the vertices in the descending order of upper bounds (line 2-3). Next, it calculates the expected gain Gain(v) and prunes disqualified vertices with an upper bound $\overline{\text{Gain}}^i(v) < \text{Gain}_{\text{max}}$

Table 5: The averaged penalty of HGS, IGS, BinG and STBIS in Single Target problem on all datasets varied by budget b .

	Image-COCO				ImageNet				Yago3-I				Yago3-II			
Budget b	HGS	IGS	BinG	STBIS	HGS	IGS	BinG	STBIS	HGS	IGS	BinG	STBIS	HGS	IGS	BinG	STBIS
5	1.48	1.42	1.21	1.20	4.59	4.50	3.98	3.89	2.04	2.03	1.60	1.61	2.61	2.60	2.30	2.27
10	1.34	1.15	0.79	0.78	4.50	3.87	3.10	3.04	1.92	1.63	1.15	1.05	2.48	2.20	1.69	1.53
20	1.20	0.77	0.47	0.47	4.34	3.02	1.80	1.79	1.83	1.18	0.71	0.65	2.30	1.61	1.12	1.05
50	0.98	0.41	0.18	0.18	4.21	1.41	0.67	0.67	1.71	0.82	0.41	0.39	2.14	1.04	0.73	0.67
100	0.52	0.19	0.00	0.00	3.79	0.68	0.28	0.28	1.66	0.71	0.30	0.27	2.07	0.90	0.56	0.54

**Figure 6: Quality evaluation of all methods for Multiple Targets problem, in terms of the averaged penalty.**

where Gain_{\max} keeps updated with the largest value of all possible expected gains (lines 4-10). Finally, it returns a vertex q_i with the largest expected gain. Note that we pre-compute the g_{Yes} and g_{No} of all vertices for the first question in \mathcal{H} .

7 EXPERIMENTS

Table 6: The statistics of hierarchical tree datasets.

Name	$ V $	Depth	Avg Depth	Max Degree	# Queries
Image-COCO	200	5	2.63	37	107,774
ImageNet	74,401	19	8.78	391	16,188,196
Yago3	493,839	17	5.70	44,538	4,440,378

Datasets. We use three datasets of real-world hierarchical trees, whose detailed statistics are summarized in Table 6. First, ImageNet [3, 9] is a hierarchical image dataset based on WordNet. It has 74,401 taxonomy vertices and also 16 million images with ground-truth labels. Each image has a single label.

We generate 1,000 queries to test interactive graph search algorithms for image classification in two ways. First, we randomly selects 1,000 images with single label and multiple labels from COCO [17] and ImageNet [9] datasets, denoted as *Image-COCO*. The Image-COCO has a small hierarchy with 200 taxonomy vertices, ensuring the successful running of all tested algorithms efficiently. Second, we randomly select 1,000 taxonomies from the whole ImageNet and then pick up a random labeled image for every selected taxonomy. Thus, we obtain 1,000 images with a single label as the ground-truth, denoted as *ImageNet*. The ImageNet is a large hierarchy with 74,401 taxonomy vertices. Similar to the images with single label, we also randomly obtain 1,000 multiple-labels images for ImageNet hierarchies. In addition, Yago3 [4, 19] is a knowledge base from multilingual Wikipedias. We use the ontology structure yagoTaxonomy as a testing hierarchy dataset. It contains 493,839 taxonomies. An edge $\langle v, u \rangle$ means the taxonomy u is a “subClassOf”

taxonomy v . Moreover, it contains 4,440,378 objects from yago-Types, where each object may have multiple taxonomies. We generate two kinds of 1,000 queries with ground-truth multiple targets. First, we randomly select 1,000 labeled objects as the ground-truth, denoted as *Yago3-I*. Second, we randomly select 1,000 taxonomies from Yago3 and then pick up a random labeled object for every selected taxonomy. Moreover, we select 1,000 ground-truth objects with a single taxonomy for SingleTarget task.

Comparison Methods. We compare our algorithms with state-of-the-art methods HGS [22], IGS [28] and BinG [16]. Specifically,

- **HGS:** a dynamic programming Human-GS method for identifying multiple targets with bounded questions [22], which generates b questions offline without interaction in this phase. Following the algorithm procedures [22], we implemented two methods of *Single-Bounded* and *Multi-Bounded* for identifying single target and multiple targets, respectively.
- **IGS:** an interactive graph search algorithm for identifying a single target [28]. The algorithm decomposes the hierarchy into connected paths and finds the target through a series of binary searches on individual paths.
- **BinG:** a greedy algorithm for identifying single target [16], which asks questions using an optimal vertex that can prune the largest vertices. For the SingleTarget problem, BinG prunes all the vertices $\mathcal{P} \setminus \text{des}(u)$ for $\text{reach}(u) = \text{Yes}$. In addition, for identifying multiple targets, we implement another variant algorithm of BinG [16], which only prunes the vertices $\mathcal{P} \cap \text{anc}(u) \setminus \{u\}$ for $\text{reach}(u) = \text{Yes}$.

Note that both approaches of IGS and BinG can ask unlimited questions to identify the targets. In our problem setting, we terminate the algorithms of IGS and BinG after asking b questions. We also evaluate and compare our proposed algorithms.

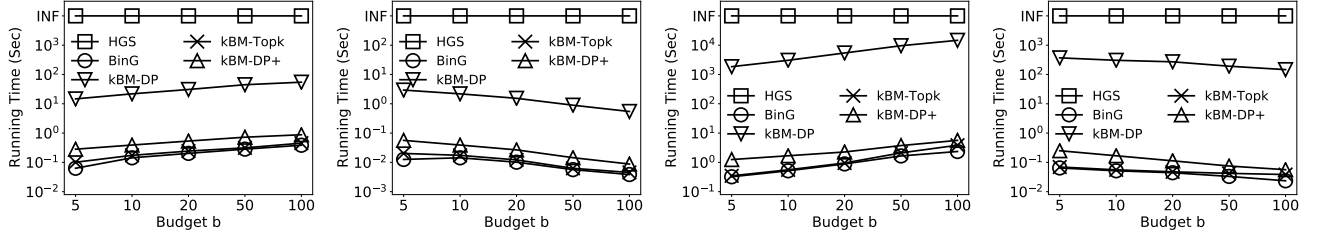

 (a) Total time of b questions on ImageNet (b) Average time per question on ImageNet (c) Total time of b questions on Yago3-I (d) Average time per question on Yago3-I

Figure 7: Efficiency evaluation of all methods on ImageNet and Yago3.

- STBIS: identifies a single target in Algorithm 2.
- kBM-DP: a dynamic programming based method for kBM-IGS in Algorithms 4 and 5.
- kBM-Topk: uses an independent penalty function to select top- k vertices in Algorithm 6.
- kBM-DP+: uses an upper bound pruning technique to accelerate kBM-DP in Algorithm 7.

After asking b questions, all algorithms return the selections from Yes-candidates in the same way following our kBM-IGS framework.

Evaluation metrics and parameter settings. For quality evaluation, we use the penalty $f(\mathcal{S}, \mathcal{T})$ to measure the closeness between selections \mathcal{S} and targets \mathcal{T} by Def. 3. We report the averaged penalty on 1,000 sampling tests. By default, we set the budget $b = 50$, and assign $k = 1$ and $k = 3$ respectively for SingleTarget and MultipleTargets problems. The initial probability of each vertex v is set as $\text{pr}(v) = \frac{k}{n}$ in a uniform way. Note that we treat the running time as INF and the penalty result as N/A , if an algorithm runs exceeding 24 hours.

EXP-1: Quality evaluation of Single Target problem. We first evaluate the quality of all methods on the SingleTarget problem. Table 5 shows the averaged penalty results of four methods HGS, IGS, BinG and STBIS on all datasets. For each dataset, we test five different budgets b varying from 5 to 100. The smaller the penalty scores, the closer the selections to the hidden targets. All methods get lower penalty scores with increased budget b as more questions are asked to get better selections. Furthermore, our method STBIS consistently outperforms the three state-of-the-art competitors HGS, IGS and BinG on all tests, except for one case of $b = 5$ on Yago3-I. For a budget $b = 50$, the averaged penalty of STBIS is smaller than 1, indicating that the selections exactly match the targets in several tests. Note that BinG is a state-of-the-art method that achieves high-quality answers in the single target problem, thus BinG is highly competitive with our method STBIS, which follows our kBM-IGS framework aiming at general cases for identifying multiple targets.

EXP-2: Quality evaluation of Multiple Targets problem. We evaluate the quality of all methods on MultipleTargets problem. Figure 6 shows the averaged penalty results of four methods kBM-HGS, kBM-BinG, kBM-Topk and kBM-DP+ on all datasets. Figures 6(a)-6(d) report the results varied by budget b . Note that kBM-HGS fails to finish within 24 hours on ImageNet, Yago3-I, and Yago3-II, due to its high time complexity. kBM-HGS obtained the largest penalties among all methods on the small Image-COCO as shown in Figures 6(a), 6(e). Our proposed algorithms kBM-Topk and kBM-DP+ consistently outperform kBM-BinG and kBM-HGS on different b

settings. kBM-DP+ achieves the best quality performance. Moreover, our methods kBM-Topk and kBM-DP+ get the lower penalty scores with increased budget b . kBM-BinG improves little because it tends to ask questions using the vertices close to leaves at the bottom levels, which always gets the No answer. In addition, Figures 6(e)- 6(h) show the results with different selection sizes k . Similarly, kBM-Topk and kBM-DP+ achieve lower penalty scores with increased k . kBM-DP+ performs much better than kBM-Topk because it has a better penalty function for identifying diverse selections.

EXP-3: Quality evaluation of kBM-IGS framework. We evaluate the effectiveness of the kBM-IGS framework using different probability and gain score functions. We implement two variant methods of kBM-IGS as kBM-EP and kBM-Card. Both kBM-EP and kBM-Card follow the same framework in Algorithm 1. However, kBM-EP sets a uniform value of 0.5 for all vertices' probability scores of p_{Yes} and p_{No} . For two gain score functions g_{Yes} and g_{No} , kBM-Card counts the number of potential targets in a vertex's descendants, without considering distance. Figure 9(a) and Figure 9(b) report the results of kBM-IGS, kBM-EP, and kBM-Card varied by budget b and selection size k respectively. kBM-IGS wins both kBM-EP and kBM-Card, demonstrating the effectiveness of the probability and gain score functions used in our kBM-IGS framework.

EXP-4: Efficiency evaluation. We evaluate the efficiency of generating questions for multiple targets on ImageNet and Yago3-I. Figure 7 shows the running time results of five different algorithms kBM-HGS, kBM-BinG, kBM-DP, kBM-Topk, and kBM-DP+. Note that kBM-HGS cannot finish within the given time. kBM-DP+ offline pre-calculates the $UB_{g_{Yes}}$ and $UB_{g_{No}}$ of the first question, which asks the same question for any targets. kBM-DP+ runs *slower* than kBM-Topk. Because of the low efficiency of kBM-DP, we only run 10 cases for it. As shown in Figure 7(a), 7(c), all methods take more time with increased budget b . kBM-Topk and kBM-BinG generate questions fastest by adopting top- k penalty function. Furthermore, all methods take less average running time for each question with increased budget b as shown in Figure 7(b), 7(d).

EXP-5: Pruning ability evaluation. We conducted the pruning ability evaluation and report the results in Figures 10(a), 10(b). Figure 10(a) shows the number of potential targets by our method kBM-DP+ and competitive method kBM-BinG. kBM-DP+ consistently outperforms kBM-BinG with the increased number of budgets b . Note that our proposed methods kBM-Topk, kBM-DP, and kBM-DP+ use the same kBM-IGS framework and achieve similar pruning abilities. However, kBM-DP+ runs much faster than kBM-DP in Figure 7, due to its efficient expected gain calculation as shown in

Question	Label	reach(q_i)	depth(q_i)	$ \mathcal{P} $	$ \mathcal{Y} $	$f(S^*, \mathcal{T})$
q_0	animal	Yes	0	3,998	1	11
q_1	vertebrate	Yes	2	3,996	3	7
q_2	mammal	Yes	3	3,995	4	6
q_3	invertebrate	No	1	3,219	4	6
q_4	aquatic vertebrate	Yes	3	3,219	5	5
q_5	fish	Yes	4	3,218	6	4
q_6	bird	No	3	2,347	6	4
q_7	bony fish	No	5	1,812	6	4
q_8	carnivore	Yes	5	1,810	8	2
q_9	dog	No	7	1,587	8	2
q_{10}	reptile	No	3	1,291	8	2
q_{11}	ungulate	No	5	988	8	2
q_{12}	felid (cat family)	Yes	6	987	9	1

Figure 8: Case study on the “animal” hierarchy in ImageNet dataset. The targets is $\mathcal{T} = \{\text{“fish”, “cat”}\}$. Here, $b = 12$ and $k = 3$. The selection set of our algorithm $S = \{\text{“fish”, “mammal”, “felid”}\}$, which “felid” is the parent of “cat”. The penalty score $f(S, \mathcal{T}) = 1$.

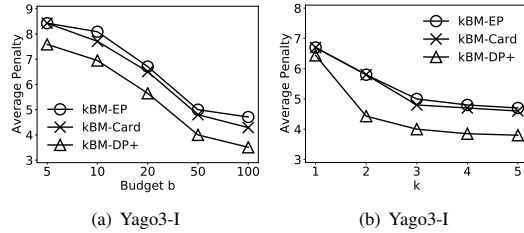


Figure 9: The quality evaluation of kBM-IGS framework on Yago3-I, w.r.t. the probability distribution and gain function.

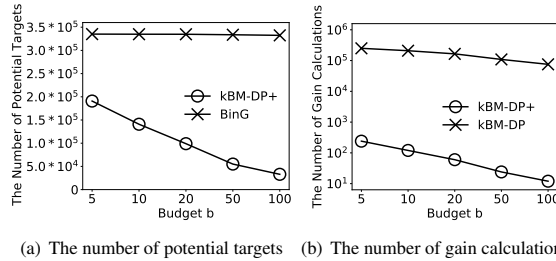


Figure 10: Pruning ability evaluation on Yago3-I varied by b .


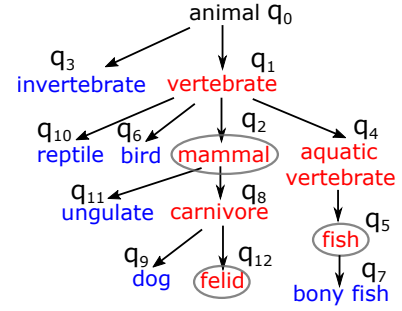


Figure 11: Quality evaluation with wrong answers.

Figure 10(b). It reflects that kBM-DP+ takes three orders of magnitude less than kBM-DP on the number of expected gain calculations, which validates the pruning ability of optimization strategies in Section 6.3.2.

EXP-6: Quality evaluation of kBM-IGS scheme incurred with wrong answers from the crowd. We conduct quality evaluation on our kBM-IGS scheme when the questions are wrongly answered by the crowd. This may happen when some object categorization tasks are difficult to exactly answer by folks or even professionals. We randomly select X objects out of 1,000 objects on all datasets Image-COCO, ImageNet and Yago3 by varying $X \in [0, 20\%]$. We simulate these objects as the difficult objects. For each question that involves difficult objects, the worker has a probability of giving a wrong answer, denoted as p . Here, we set p to 10%. Figure 11 shows the results of average penalty varied by the number of difficult objects.



The quality performance of kBM-Topk is slightly stable with the increase of the number of difficult objects, achieving good selections of small penalties on both ImageNet and Yago3, even the workers may give wrong answers.

EXP-7: Case study of image categorization. We conduct a case study of interactive graph search to identify multiple targets on ImageNet. We extract an ‘animal’ sub-hierarchy of ImageNet, which contains nearly 4,000 labels. We use an image shown in Figure 1(b) with these targets $\mathcal{T} = \{\text{“fish”, “cat”}\}$. We apply the kBM-DP+ method with a budget $b = 12$ and selection size $k = 3$. The left table in Figure 8 shows the detailed process and statistics of all interactive questions by kBM-DP+. For each question vertex q_i , we report the label of q_i , the answer reach(q_i), the depth of q_i in \mathcal{H} , $|\mathcal{P}|$, $|\mathcal{Y}|$, and the penalty $f(S^*, \mathcal{T})$. By default, $q_0 = r$. We also show the questioned taxonomies in a simplified hierarchy on the right side of Figure 8. The red taxonomies get a Yes answer and the blue taxonomies get a No answer. The interactive process clearly shows that our questions approach the targets quickly in a top-down manner within 12 questions, which achieves a very small penalty of 1 between selections and targets. Finally, kBM-DP+ identifies the selections $S = \{\text{“fish”, “mammal”, “felid”}\}$. Note that the “felid” means the cat family, which is the parent of target “cat”. The selection of “mammal” is because some subclass labels of “mammal”, such as “primate” and “rodent”, are potential targets.

8 CONCLUSION AND FUTURE WORK

In this paper, we study the problem of kBM-IGS to identify multiple targets in a hierarchy via a constrained budget of interactive questions. To effectively tackle it, we propose a novel kBM-IGS framework to select the vertex with maximum expected gain to ask question. Based on the kBM-IGS framework, we develop STBIS algorithm to identify a single target and a dynamic programming based method kBM-DP to identify multiple targets. To accelerate the efficiency, we propose two heuristic algorithms kBM-Topk and kBM-DP+ to ask question on the vertex with the best alternative gain. Extensive experiments validate the effectiveness and efficiency of our proposed algorithms. This paper also opens up interesting questions. One challenging direction is how to control the quality of target selections, given that crowd workers may give wrong answers. It takes non-trivial efforts to identify wrong answers in various possible forms and make a balance budget cost on *trusting the given answers for asking more other questions* and *suspecting the given answers by repeating questions to double-check* in a principle way.

REFERENCES

- [1] <http://mturk.com>.
- [2] <http://crowdfunder.com>.
- [3] <http://image-net.org/download-API>.
- [4] <https://www.mpi-inf.mpg.de/departments/databases-and-information-systems/research/yago-naga/yago>.
- [5] J. Barr and L. F. Cabrera. Ai gets a brain. *Queue*, 4(4):24–29, 2006.
- [6] J. Bragg, D. S. Weld, et al. Crowdsourcing multi-label classification for taxonomy creation. In *HCOMP*, pages 25–33, 2013.
- [7] K. Chakrabarti, S. Chaudhuri, and S.-w. Hwang. Automatic categorization of query results. In *SIGMOD*, pages 755–766, 2004.
- [8] L. B. Chilton, G. Little, D. Edge, D. S. Weld, and J. A. Landay. Cascade: Crowdsourcing taxonomy creation. In *SIGCHI*, pages 1999–2008, 2013.
- [9] J. Deng, W. Dong, R. Socher, L.-J. Li, K. Li, and L. Fei-Fei. Imagenet: A large-scale hierarchical image database. In *CVPR*, pages 248–255, 2009.
- [10] Y. Gao, X. Han, X. Wang, W. Huang, and M. Scott. Channel interaction networks for fine-grained image categorization. In *AAAI*, pages 10818–10825, 2020.
- [11] L. Guo, G. Fan, and W. Sheng. Dual graphical models for relational modeling of indoor object categories. In *CVPR Workshops*, pages 1007–1013, 2019.
- [12] A. M. E. W. D. Karger and S. M. R. Miller. Human-powered sorts and joins. *PVLDB*, 5(1):13–24, 2011.
- [13] D. R. Karger, S. Oh, and D. Shah. Iterative learning for reliable crowdsourcing systems. In *NeurIPS*, pages 1953–1961, 2011.
- [14] L. Karlinsky, J. Shtok, Y. Tzur, and A. Tzadok. Fine-grained recognition of thousands of object categories with single-example training. In *CVPR*, pages 4113–4122, 2017.
- [15] K. Li and G. Li. Approximate query processing: What is new and where to go? *Data Science and Engineering*, 3(4):379–397, 2018.
- [16] Y. Li, X. Wu, Y. Jin, J. Li, and G. Li. Efficient algorithms for crowd-aided categorization. *PVLDB*, 13(8):1221–1233, 2020.
- [17] T.-Y. Lin, M. Maire, S. Belongie, J. Hays, P. Perona, D. Ramanan, P. Dollár, and C. L. Zitnick. Microsoft coco: Common objects in context. In *ECCV*, pages 740–755. Springer, 2014.
- [18] Z. Liu, S. Hu, Y. Yin, J. Chen, K. Chiew, L. Zhang, and Z. Wu. Interactive rare-category-of-interest mining from large datasets. In *AAAI*, pages 4965–4972, 2020.
- [19] F. Mahdisoltani, J. Biega, and F. M. Suchanek. Yago3: A knowledge base from multilingual wikipedias. In *CIDR*, 2015.
- [20] A. Marcus, D. Karger, S. Madden, R. Miller, and S. Oh. Counting with the crowd. *PVLDB*, 6(2):109–120, 2012.
- [21] J. Ni, J. Li, and J. McAuley. Justifying recommendations using distantly-labeled reviews and fine-grained aspects. In *EMNLP*, pages 188–197, 2019.
- [22] A. Parameswaran, A. D. Sarma, H. Garcia-Molina, N. Polyzotis, and J. Widom. Human-assisted graph search: It’s okay to ask questions. *PVLDB*, 4(5):267–278, 2011.
- [23] A. Parameswaran, M. H. Teh, H. Garcia-Molina, and J. Widom. Datasift: a crowd-powered search toolkit. In *SIGMOD*, pages 885–888, 2014.
- [24] A. G. Parameswaran, H. Garcia-Molina, H. Park, N. Polyzotis, A. Ramesh, and J. Widom. Crowdscreen: algorithms for filtering data with humans. In *SIGMOD*, pages 361–372, 2012.
- [25] D. Pisinger. Algorithms for knapsack problems. 1995.
- [26] Y. Sun, A. Singla, D. Fox, and A. Krause. Building hierarchies of concepts via crowdsourcing. In *IJCAI*, pages 844–853, 2015.
- [27] P. Tang, M. Jiang, B. N. Xia, J. W. Pitera, J. Welser, and N. V. Chawla. Multi-label patent categorization with non-local attention-based graph convolutional network. In *AAAI*, pages 9024–9031, 2020.
- [28] Y. Tao, Y. Li, and G. Li. Interactive graph search. In *SIGMOD*, pages 1393–1410, 2019.
- [29] N. Veszteg, K. Bellare, and N. Dalvi. Crowdsourcing algorithms for entity resolution. *PVLDB*, 7(12):1071–1082, 2014.
- [30] J. Wang, T. Kraska, M. J. Franklin, and J. Feng. Crowder: Crowdsourcing entity resolution. *PVLDB*, 5(11):1483–1494, 2012.
- [31] J. Wang, G. Li, T. Kraska, M. J. Franklin, and J. Feng. Leveraging transitive relations for crowdsourced joins. In *SIGMOD*, pages 229–240, 2013.
- [32] S. E. Whang, P. Lofgren, and H. Garcia-Molina. Question selection for crowd entity resolution. *PVLDB*, 6(6):349–360, 2013.
- [33] D. Zhou, L. Chen, and Y. He. An unsupervised framework of exploring events on twitter: Filtering, extraction and categorization. In *AAAI*, pages 2468–2475, 2015.