

# Quantum speed limit time for moving qubit inside leaky cavity

Soroush Haseli<sup>1</sup> ‡

<sup>1</sup> Faculty of Physics, Urmia University of Technology, Urmia, Iran

E-mail: [soroush.haseli@uut.ac.ir](mailto:soroush.haseli@uut.ac.ir)

June 2020

**Abstract.** The shortest time required for a system to transform from an initial state to its orthogonal state is known as the quantum speed limit time. Calculating the QSL time for closed and open systems has been the subject of much recent works. QSL time is inversely related to the evolution rate of the system. In such a way that with increasing this time, the speed of evolution decreases and vice versa. In this work we study the QSL time for moving qubit inside leaky cavity. It is observed that for both weak coupling and strong coupling regimes the QSL time increases with increasing the velocity of the qubit inside the leaky cavity. It is observed that with increasing qubit velocity, the speed of the evolution tends to a constant value and the system becomes more stable.

*Keywords:* Entropic uncertainty bound, Open quantum system, Spin chain

PACS 03.67.-a, 03.65.Ta, 75.10.Pq

## 1. Introduction

Quantum mechanics, as a fundamental law in nature, sets a limit on the speed of evolution of a quantum systems. This limit utilizes in many aspects of quantum theory, including quantum communication [1], investigation of exact bounds in quantum metrology [2], computational bounds of physical systems [3] and quantum optimal control algorithms [4]. The shortest time a system needs to change from an initial state to its orthogonal state is called the Quantum speed limit (QSL) time. This time has been studied for both closed and open quantum systems. For closed systems, distance measures such as Bures angle and relative purity are used to define the bound of QSL time [5–12]. Mandelstam and Tamm have introduced the bound for QSL time of closed quantum systems as

$$\tau \geq \tau_{QSL} = \frac{\pi \hbar}{2\Delta E}, \quad (1)$$

‡ Corresponding author

where  $\Delta\mathcal{E} = \sqrt{\langle\hat{H}^2\rangle - \langle\hat{H}\rangle^2}$  is the variance of energy of initial state and  $\hat{H}$  shows the time-independent Hamiltonian. The bound in Eq.(1) is known as (MT) bound. Another bound of QSL time for closed quantum systems has introduced by Margolus and Levitin as [12]

$$\tau \geq \tau_{QSL} = \frac{\pi\hbar}{2\mathcal{E}}, \quad (2)$$

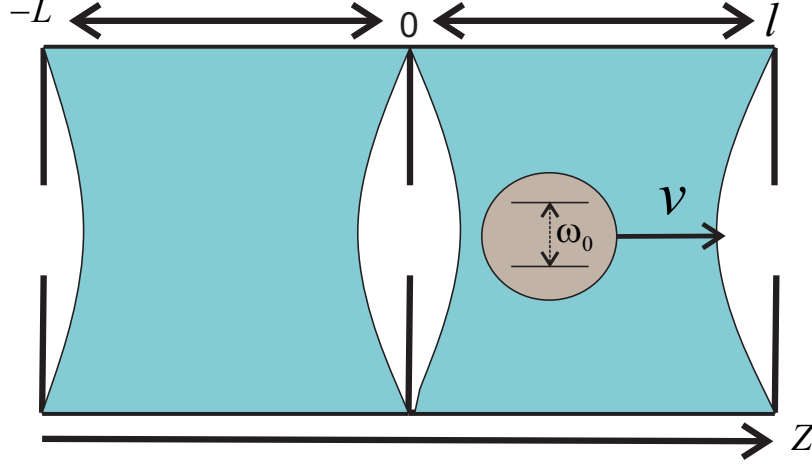
where  $\mathcal{E} = \langle\hat{H}\rangle$ . The bound in Eq.(2) is known as (ML) bound. In Ref. [7], Giovannetti et al. combine the (MT) and (ML) bounds for closed systems and introduce a unified bound for QSL time as

$$\tau \geq \tau_{QSL} = \max \left\{ \frac{\pi\hbar}{2\Delta E}, \frac{\pi\hbar}{2E} \right\}. \quad (3)$$

What is clear is that in the real world of quantum mechanics we are dealing with open quantum systems, so the study of these systems is of particular importance [13–15]. So far, a lot of work has been done on the bound of QSL time for open quantum systems [16–41]. It has been shown that the bound of QSL time for open quantum systems can be defined by extending the (MT) and (ML) bounds for these systems [7,8]. In Ref. [28], Zhang et al. have introduced the bound for open quantum systems based on relative purity. They have shown that QSL time is depend on quantum coherence. In this work we will use Zhang bound. we will review this model in Sec.3.

The scheme of recent experiments in quantum information theory is based on the control of a qubit within a cavity. In practice, it is difficult to achieve the static state of a qubit in a cavity. Much studies have been done about the movement of qubits in a Markovian and non-Markovian environment [42–47]. In Ref. [42], the effects of moving qubit inside the leaky cavity on protection of the coherence of the initial state has been studied. Also, the protection of initial entanglement by the movement of two qubits in a non-Markovian environment has been studied in Ref. [43]. Given the dependence of QSL time on quantum coherence, this motivate us to study the effect of movement of qubit on QSL time [48]. The work is organized as follow. In Sec. 2, the model is introduced. In Sec.3, the QSL time for moving qubit is investigated. Finally, we provide a conclusion in Sec.4

## 2. Moving qubit inside leaky cavity



**Figure 1.** Schematic diagram of the model where the qubit moves inside leaky cavity.

Here we consider a model that includes a two-level system and structured environment. The structure of the environment consists of two mirrors at  $z = -L$  and  $z = l$  and a mirror with partial reflection at  $z = 0$ . It can be said that the environment consists of two consecutive cavities in intervals  $(-L, 0)$  and  $0, l$ . The structure of the model is shown in Fig.(1). Any classical electromagnetic field  $E(z, t)$  in  $(-L, l)$  can be expanded as [42, 43]

$$E(z, t) = \sum_k E_k(t) U_k(z) + E_k^*(t) U_k^*(z) \quad (4)$$

where  $U_k(z)$ 's are exact monochromatic modes at frequency  $\omega_k$  and  $E_k(t)$  is the amplitude in the  $k$ -th mode. Here it is assumed that the electromagnetic field is polarized along the  $x$ -axis. To meet the boundary conditions in mirrors the mode functions should be

$$U_k(z) = \begin{cases} \varepsilon_k \sin k(z + L) & z < 0 \\ J_k \sin k(z - L) & z > 0 \end{cases} \quad (5)$$

where  $\varepsilon_k$  take the value 1, -1 going from each mode to the subsequent one and for a good cavity we have

$$J_k = \frac{\sqrt{c\lambda^2/l}}{\sqrt{(\omega_k^2 - \omega_n)^2 + \lambda^2}} \quad (6)$$

where  $\omega_n = n\pi c/l$  is the frequency of the quasi mode and  $\lambda$  represents the damping of the cavity in  $(0, l)$ .  $\lambda$  determines the photon leakage through the cavity mirrors and It also determines the spectral width of the coupling. Here we assume that the qubit interacts with the second cavity located in the range  $(0, l)$ . The qubit also moves along the  $z$ -axis at a constant speed  $v$ . The qubit interacts with the cavitation modes as it

moves inside the cavity. Considering the the dipole and rotating-wave approximation, the Hamiltonian of the system is defined as follows

$$\begin{aligned}\hat{H} &= \omega_0 |0\rangle_s \langle 0| + \sum_k \omega_k a_k^\dagger a_k \\ &= \sum_k f_k(z) \left[ g_k |1\rangle_s \langle 0| a_k + g_k^* |0\rangle_s \langle 1| a_k^\dagger \right]\end{aligned}\quad (7)$$

where  $|0\rangle$  ( $|1\rangle$ ) is excited(ground) state,  $\omega_0$  denotes the transition frequency of the qubit,  $a_k^\dagger$  ( $a_k$ ) is creation (annihilation) operator for the  $k$ -th cavity mode with frequency  $\omega_k$  and  $g_k$  specifies the coupling between qubit and cavity. The shape function describing the motion of the qubit along the  $z$ -axis is given by [49–51]

$$f_k(z) = f_k(vt) = \sin(k(z - l)) = \sin(\omega_k(\beta t - \tau)), \quad (8)$$

where  $\beta = v/c$  and  $\tau = l/c$ . It has been shown that the parameter  $\beta$  can be expressed as  $\beta = v/c = (x) \times 10^{-9}$  [42]. It is equivalent to  $v = 0.3(x)$  for the  $^{85}\text{Rb}$  Rydberg microwave qubit. Let us assume that the general initial state of the system consists of qubits and cavity has product form and is given by

$$|\psi(0)\rangle = [c_1 |0\rangle_s + c_2 |1\rangle_s] \otimes |0\rangle_c \quad (9)$$

where we have  $|c_1|^2 + |c_2|^2 = 1$ . The initial state of the cavity is in a vacuum state  $|0\rangle_c$ . After a while, the system state changes to the following form at time  $t$

$$|\psi(t)\rangle = c_1 A(t) |0\rangle_s |0\rangle_c + c_2 |1\rangle_s |0\rangle_c + \sum_k B_k(t) |1\rangle_s |1_k\rangle_c \quad (10)$$

$|1_k\rangle_c$  is the cavity state that includes one photon in the  $k$ -th mode. Using schrödinger equation, differential equations for the probability amplitudes  $A(t)$  and  $B_k(t)$  can be obtained as follows

$$i\dot{A}(t) = \omega_0 A(t) + \sum_k g_k J_k f_k(vt) B_k(t), \quad (11)$$

$$i\dot{B}_k(t) = \omega_k B_k(t) + g_k^* J_k f_k(vt) A(t). \quad (12)$$

By solving Eq. (12) and putting its results in Eq. (11), we will have

$$\dot{A}(t) + i\omega_0 A(t) = - \int_0^t dt' A(t') \sum_k |g_k|^2 J_k^2 f_k(vt) f_k(vt') e^{-i\omega_k(t-t')} \quad (13)$$

By defining the probability amplitude as  $A(t') = \tilde{A}(t') e^{i\omega_0 t'}$  and putting it into (Eq.13) we have

$$\dot{\tilde{A}} + \int_0^t dt' F(t, t') \tilde{A}(t') = 0. \quad (14)$$

In the above relation, the memory kernel  $F(t, t')$  is defined as follows

$$F(t, t') = \sum_k |g_k|^2 J_k^2 f_k(vt) f_k(vt') e^{-i(\omega_k - \omega_0)(t-t')}. \quad (15)$$

This memory kernel in the continuum limit has the following form

$$F(t, t') = \int_0^\infty J(\omega_k) f_k(t, t') e^{-i(\omega_k - \omega_0)(t - t')} d\omega_k, \quad (16)$$

where  $f_k(t, t') = \sin(\omega_k(\beta t - \tau)) \sin(\omega_k(\beta t' - \tau))$  and  $J(\omega_k)$  represents the spectral density of an electromagnetic field inside the cavity. Lets assume that the spectral density of the electromagnetic field inside the cavity has Lorentzian form

$$J(\omega_k) = \frac{1}{2\pi} \frac{\gamma \lambda^2}{(\omega_n - \omega_k)^2 + \lambda^2}, \quad (17)$$

where  $\omega_k$  shows the frequency of  $k$ -th cavity mode and  $\omega_n$  is the center frequency of the cavity modes.  $\lambda$  is the spectral width of the coupling, which is related to the cavity correlation time  $\tau_c$  through  $\tau_c = 1/\lambda$ . The parameter  $\gamma$  is related to the scale time  $\tau_s$ , during which the system changes, through  $\tau_s = 1/\gamma$ . Strong and weak coupling regimes can be distinguished by comparing both the  $\tau_c$  and  $\tau_s$  time scales. When  $\tau_s > 2\tau_c$  ( $\gamma < \lambda/2$ ) we have the weak coupling regime and the dynamics is Markovian [52, 53]. While the strong coupling regime corresponds to the case in which  $\tau_s < 2\tau_c$  ( $\gamma > \lambda/2$ ) where the dynamics is non-Markovian. In the continuous limit ( $\tau \rightarrow \infty$ ) when  $t > t'$  the memory kernel can be written as

$$F(t, t') = \frac{\gamma \lambda}{4} \cosh[\theta(t - t')] e^{\bar{\lambda}(t - t')}, \quad (18)$$

where  $\bar{\lambda} = \lambda - i\Delta$  and  $\theta = \beta(\bar{\lambda} + i\omega_0)$ . By placing Eq.(18) to Eq.(14) and using Bromwich integral formula, the probability amplitudes  $\tilde{A}(t)$  can be obtained as follows

$$\begin{aligned} \tilde{A}(t) = & \frac{(q_1 + u_+)(q_1 + u_-)}{(q_1 - q_2)(q_1 - q_3)} e^{q_1 \gamma t} \\ & - \frac{(q_2 + u_+)(q_2 + u_-)}{(q_1 - q_2)(q_2 - q_3)} e^{q_2 \gamma t} \\ & + \frac{(q_3 + u_+)(q_3 + u_-)}{(q_1 - q_3)(q_2 - q_3)} e^{q_3 \gamma t}, \end{aligned} \quad (19)$$

where  $q_i$ 's ( $i = 1, 2, 3$ ) meet the following cubic equation as

$$q^3 + 2(y_1 - iy_3)q^2 + (u_+u_- + \frac{y_1}{4})q + \frac{y_1(y_1 - iy_3)}{4} = 0 \quad (20)$$

where  $y_1 = \lambda/\gamma$ ,  $y_2 = \omega_0/\gamma$ ,  $y_3 = (\omega_0 - \omega_n)/\gamma$  and  $u_\pm = (1 \pm \beta) \pm i\beta y_2 - i(1 \pm \beta)y_3$ . Using Eq. (19), the evolved density matrix can be obtained as follows

$$\rho(t) = \begin{pmatrix} |c_1|^2 |A(t)|^2 & c_1 c_2^* A(t) \\ c_2 c_1^* A^*(t) & 1 - |c_1|^2 |A(t)|^2 \end{pmatrix}. \quad (21)$$

By taking the time derivative of the density matrix in Eq.(28), we have

$$\dot{\rho}(t) = -i \frac{\Omega(t)}{2} [\sigma_+ \sigma_-, \rho(t)] + \frac{\Gamma(t)}{2} [2\sigma_- \rho(t) \sigma_+ - \sigma_+ \sigma_- \rho(t) - \rho(t) \sigma_+ \sigma_-] \quad (22)$$

where  $\Omega(t) = -2 \text{Im} \left[ \frac{\dot{A}(t)}{A(t)} \right]$  and  $\Gamma(t) = -2 \text{Re} \left[ \frac{\dot{A}(t)}{A(t)} \right]$ .

### 3. Quantum speed limit time for the model

In this section, at first we review the QSL time for open quantum systems and then the QSL time is studied for moving qubit inside leaky cavity. The evolution of a quantum system is defined via the master equation as follows

$$\dot{\rho}_t = \mathcal{L}_t(\rho_t) \quad (23)$$

where  $\rho_t$  is the evolved state of the system at time  $t$  and  $\mathcal{L}$  is the positive generator. QSL time is defined as the shortest time required to transform a system from  $\rho_\tau$  to state  $\rho_{\tau+\tau_d}$ , where  $\tau$  is the initial time and  $\tau_D$  is driving time. In Ref. [28], the authors have used relative purity to calculate QSL time for open quantum systems. They have shown that the relative purity between the state at initial time  $\tau$  and the target state at time  $\tau + \tau_D$  can be written as

$$f(\tau + \tau_D) = \frac{\text{tr}(\rho_\tau \rho_{\tau+\tau_D})}{\text{tr}(\rho_\tau^2)} \quad (24)$$

By following the method outlined in Ref. [28], the ML bound for QSL time can be obtained as follows

$$\tau \geq \frac{|f(\tau + \tau_D) - 1| \text{tr}(\rho_\tau^2)}{\sum_{i=1}^n \kappa_i \varrho_i} \quad (25)$$

where  $\varrho_i$  and  $\kappa$  are the singular values of  $\rho_\tau$  and  $\mathcal{L}_t(\rho_t)$ , respectively and  $\square = \frac{1}{\tau_D} \int_\tau^{\tau+\tau_D} \square dt$ . The MT bound of QSL time can also be obtained similarly as follows

$$\tau \geq \frac{|f(\tau + \tau_D) - 1| \text{tr}(\rho_\tau^2)}{\sqrt{\sum_{i=1}^n \kappa_i^2}} \quad (26)$$

By merging these two bound for QSL time, a comprehensive bound can be achieved as follows

$$\tau_{QSL} = \max \left\{ \frac{1}{\sum_{i=1}^n \kappa_i \varrho_i}, \frac{1}{\sqrt{\sum_{i=1}^n \kappa_i^2}} \right\} \times |f(\tau + \tau_D) - 1| \text{tr}(\rho_\tau^2) \quad (27)$$

It has also shown that the ML bound in Eq.(25) is tighter than the MT bound in Eq.(26) [28]. The QSL time is inversely related to the speed of evolution in such a way that with increasing QSL time the speed of evolution decreases and vice versa. In this work we consider the maximally coherent initial state. This means that we put  $c_1 = c_2 = 1/\sqrt{2}$  In Eq.(9). So the evolved density matrix has the following form

$$\rho(t) = \frac{1}{2} \begin{pmatrix} |A(t)|^2 & A(t) \\ A^*(t) & 2 - |c_1|^2 |A(t)|^2 \end{pmatrix}. \quad (28)$$

Let us calculate the singular value of  $\rho_\tau$  and  $\mathcal{L}_t(\rho_t)$ , respectively. For  $\rho_\tau$ , the singular values are

$$\varrho_1 = \frac{1}{2} - \frac{1}{2} \sqrt{|A(\tau)|^4 - |A(\tau)|^2 + 1} \quad (29)$$

$$\varrho_2 = \frac{1}{2} + \frac{1}{2} \sqrt{|A(\tau)|^4 - |A(\tau)|^2 + 1} \quad (30)$$

The singular values  $\sigma_i$  of  $\mathcal{L}_t(\rho_t)$  can be obtained as

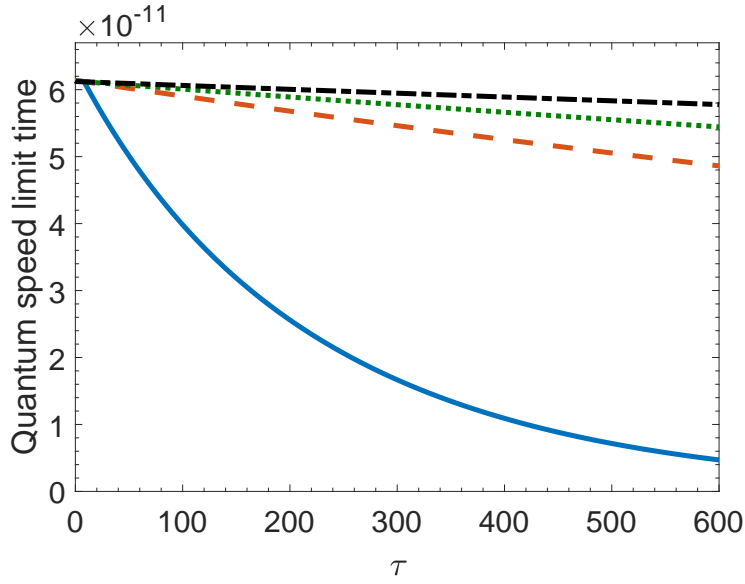
$$\kappa_1 = \frac{1}{2} \sqrt{\omega_0^2 |A(t)|^2 + |\dot{A}(t)|^2 - i\omega_0 A(t) \dot{A}(t)^* + i\omega_0 A(t)^* \dot{A}(t) + 4A(t)^2 \dot{A}(t)^2} \quad (31)$$

$$\kappa_2 = \frac{1}{2} \sqrt{\omega_0^2 |A(t)|^2 + |\dot{A}(t)|^2 - i\omega_0 A(t) \dot{A}(t)^* + i\omega_0 A(t)^* \dot{A}(t) + 4A(t)^2 \dot{A}(t)^2} \quad (32)$$

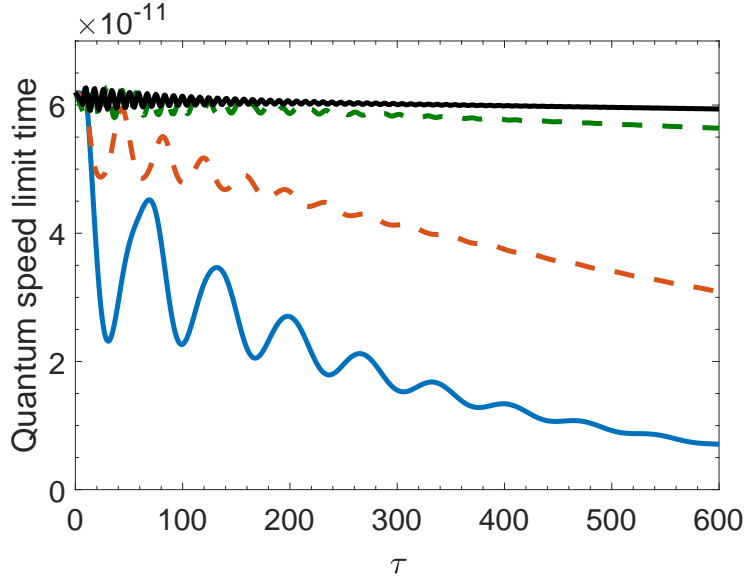
The QSL time for the qubit to evolve from  $\rho_\tau$  to  $\rho_\tau + \tau_D$  in this model can be obtained as

$$\tau_{QSL}^{AD} = \frac{|f(\tau + \tau_D) - 1| \text{tr}(\rho_\tau^2)}{\frac{1}{\tau_D} \int_\tau^{\tau+\tau_D} (\varrho_1 \kappa_1 + \varrho_2 \kappa_2) dt} \quad (33)$$

where  $|f(\tau + \tau_D) - 1| \text{tr}(\rho_\tau^2) = |-2|A_\tau|^4| + 2(|A_\tau|^2 - 1)|A_{\tau+\tau_D}|^2 + e^{-ik\omega_0} A_{\tau+\tau_D} A_\tau^* + e^{-ik\omega_0} A_{\tau+\tau_D} A_\tau^*$ .



**Figure 2.** QSL time for moving qubit inside leaky cavity versus initial time  $\tau$  when  $\lambda = 3\gamma_0$  and  $\omega_0 = \omega_n = 1.53GHz$ , for different value of the speed of moving qubit. (Solid blue line)  $\beta = 15 \times 10^{-9}$ , (dashed orange line)  $\beta = 50 \times 10^{-9}$ , (dotted green line)  $\beta = 70 \times 10^{-9}$ , (dot-dashed black line)  $\beta = 100 \times 10^{-9}$ .



**Figure 3.** QSL time for moving qubit inside leaky cavity versus initial time  $\tau$  when  $\lambda = 0.01\gamma_0$  and  $\omega_0 = \omega_n = 1.53GHz$ , for different value of the speed of moving qubit. (Solid blue line)  $\beta = 0.05 \times 10^{-9}$ , (dashed orange line)  $\beta = 0.1 \times 10^{-9}$ , (dotted green line)  $\beta = 0.3 \times 10^{-9}$ , (dot-dashed black line)  $\beta = 0.5 \times 10^{-9}$ .

In Fig. (2), the QSL time is plotted in terms of initial time  $\tau$  for weak coupling regime ( $\gamma < \lambda/2$ ) for different value of the speed of moving qubit  $\beta$ . As can be seen the QSL time increases with increasing the speed of moving qubit. It can also be seen that with increasing qubit speed, QSL time almost reaches to a constant value and therefore leads to a uniform evolution speed for the open system. This indicates that the system becomes more stable under environmental factors when the qubit velocity in the environment increases.

In Fig.(3), the QSL time is plotted as a function of initial time for strong coupling regime ( $\gamma > \lambda/2$ ) for different value of the speed of moving qubit  $\beta$ . As can be seen, the QSL time has an oscillating behavior and decreases for small values of the velocity of the qubit. It is also observed that the QSL time increases with increasing the velocity of the qubit inside the leaky cavity. It can also be seen that with increasing qubit speed, QSL time almost reaches to a constant value and therefore leads to a uniform evolution speed for the open system.

#### 4. Conclusion

In this work we have studied the QSL time for moving qubit inside leaky cavity. We have considered both the weak coupling and strong coupling regime. We have shown that for both the strong and weak coupling regime the QSL time decreases for small value of the velocity of the qubit inside leaky cavity. while the QSL time increases with increasing the velocity of the qubit inside the environment and tends to fix value for larger value of the qubit velocity.



## ORCID iDs

Soroush Haseli <https://orcid.org/0000-0003-1031-4815>

## References

- [1] J.D. Bekenstein, Phys. Rev. Lett. 46, 623–626 (1981).
- [2] V. Giovannetti, S. Lloyd, L. Maccone, Nat. Photonics 5, 222–229 (2011).
- [3] S. Lloyd, Phys. Rev. Lett. 88, 237901 (2002).
- [4] T. Caneva, M. Murphy, T. Calarco, R. Fazio, S. Montangero, V. Giovannetti, G.E. Santoro, Phys. Rev. Lett. 103, 240501 (2009).
- [5] A. Uhlmann, Phys. Lett. A 161, 329 (1992).
- [6] P. Pfeifer, Phys. Rev. Lett. 70, 3365 (1993).
- [7] V. Giovannetti, S. Lloyd, L. Maccone, Phys. Rev. A 67, 052109 (2003).
- [8] P. Pfeifer, J. Fröhlich, Rev. Mod. Phys. 67, 759–779 (1995).
- [9] H. F. Chau, Phys. Rev. A 81, 062133 (2010).
- [10] S. Deffner, E. Lutz, J. Phys. A Math. Theor. 46, 335302 (2013).
- [11] L. Mandelstam, I. Tamm, J. Phys. (USSR) 9, 249–254 (1945).
- [12] N. Margolus, L.B. Levitin, Phys. D 120, 188–195 (1998).
- [13] E.B. Davies, Quantum Theory of Open Systems (Academic Press, London, 1976).
- [14] R. Alicki, K. Lendi, Quantum Dynamical Semigroups and Applications, vol. 286 (Springer, Berlin, 1987).
- [15] H.P. Breuer, F. Petruccione, The Theory of Open Quantum Systems (Oxford University Press, Oxford, 2002).
- [16] T. Fogarty, S. Deffner, T. Busch, and S. Campbell, Phys. Rev. Lett. 124, 110601 (2020).
- [17] O. Lychkovskiy, O. Gamayun, and V. Cheianov, Phys. Rev. Lett. 119, 200401 (2017).
- [18] R. Puebla, S. Deffner, and S. Campbell, Phys. Rev. Research 2, 032020 (2020).
- [19] P. M. Poggi, arXiv:2002.11147 (2020).
- [20] F. Campaioli, W. Sloan, K. Modi, and F. A. Pollock, Phys. Rev. A 100, 062328 (2019).
- [21] D. P. Pires, M. Cianciaruso, L. C. C.eleri, G. Adesso, and D. O. Soares-Pinto, Phys. Rev. X 6, 021031 (2016).
- [22] M. M. Taddei, B. M. Escher, L. Davidovich, and R. L. De Matos Filho, Phys. Rev. Lett. 110 (2013).
- [23] A. del Campo, I. L. Egusquiza, M. B. Plenio, and S. F. Huelga, Phys. Rev. Lett. 110, 050403 (2013).
- [24] S. Deffner and E. Lutz, Phys. Rev. Lett. 111, 010402 (2013).
- [25] Z. Sun, J. Liu, J. Ma, and X. Wang, Sci. Rep. 5, 8444 (2015).
- [26] D. Mondal, C. Datta, and S. Sazim, Phys. Lett. A 380, 689 (2016).
- [27] P. J. Jones and P. Kok, Phys. Rev. A 82, 022107 (2010).
- [28] Y. J. Zhang, W. Han, Y. J. Xia, J. P. Cao, and H. Fan, Sci. Rep. 4, 4890 (2014).
- [29] N. Mirkin, F. Toscano, and D. A. Wisniacki, Phys. Rev. A 94 (2016).
- [30] R. Uzdin and R. Kosloff, EPL (Europhysics Letters) 115, 40003 (2016).
- [31] L. Zhang, Y. Sun, and S. Luo, Phys. Lett. A 382, 2599–2604 (2018).
- [32] J. Teittinen, H. Lyyra, and S. Maniscalco, New J. Phys. 21, 123041 (2019).
- [33] A. Ektesabi, N. Behzadi, and E. Faizi, Phys. Rev. A 95, 022115 (2017).
- [34] X. Cai and Y. Zheng, Phys. Rev. A 95, 052104 (2017).
- [35] S. Deffner, New J. Phys. 19, 103018 (2017).
- [36] S.-X. Wu and C.-S. Yu, Phys. Rev. A 98, 042132 (2018).
- [37] K. Funo, N. Shiraishi, and K. Saito, New J. Phys. 21, 013006 (2019).

- [38] D. C. Brody and B. Longstaff, *Phys. Rev. Research* , 033127 (2019).
- [39] F. Campaioli, F. A. Pollock, and K. Modi, *Quantum* 3, 168 (2019).
- [40] T. Van Vu and Y. Hasegawa, (2020), arXiv:2005.02871.
- [41] F. Campaioli, C.-s. Yu, F. A. Pollock, and K. Modi, (2020), arXiv:2004.03078.
- [42] A. Mortezapour, M. A. Borji, D. Park, R. L. Franco, *Open Systems and Information Dynamics* Vol. 24, No. 3 1740006 (2017).
- [43] A. Mortezapour, M. A. Borji and R. L. Franco, *Laser Phys. Lett.* 14, 055201 (2017).
- [44] G. Calajo and P. Rabl, *Phys. Rev. A* 95, 043824 (2017)
- [45] L. A. Garcia , S. Felicetti , E. Rico , E. Solano and C. Sabin, *Sci. Rep.* 7, 657 (2017).
- [46] S. Felicetti , C. Sabin , I. Fuentes , L. Lamata , G. Romero and E. Solano, *Phys. Rev. B* 92, 064501 (2015).
- [47] D. Moustos and C. Anastopoulos, *Phys. Rev. D* 95, 025020 (2017).
- [48] J. Yang, R. Liu, H. M. Zou, D. Lin, A. Mortezapour, arXiv:1910.10567.
- [49] R. Lang, M.O. Scully, W.E. Lamb, *Phys. Rev. A* 7, 1788 (1973).
- [50] J.G. Banacloche, N. Lu, L.M. Pedrotti, S. Prasad, M.O. Scully, K. Wodkiewicz, *Phys. Rev. A* 41, 369 (1990).
- [51] C. Leonardi, A. Vaglica, *Opt. Commun.* 97, 130 (1993)
- [52] R.L. Franco, B. Bellomo, S. Maniscalco, G. Compagno, *Int. J. Mod. Phys. B* 27, 1345053 (2013).
- [53] B. Bellomo, R.L. Franco, G. Compagno, *Phys. Rev. Lett.* 99, 160502 (2007).