

Using Cross-Loss Influence Functions to Explain Deep Network Representations

Andrew Silva, Rohit Chopra, Matthew Gombolay

Georgia Institute of Technology

{andrew.silva, rchopra30, matthew.gombolay}@gatech.edu

Abstract

As machine learning is increasingly deployed in the real world, it is ever more vital that we understand the decision-criteria of the models we train. Recently, researchers have shown that influence functions, a statistical measure of sample impact, may be extended to approximate the effects of training samples on classification accuracy for deep neural networks. However, prior work only applies to supervised learning setups where training and testing share an objective function. Despite the rise in unsupervised learning, self-supervised learning, and model pre-training, there are currently no suitable technologies for estimating influence of deep networks that do not train and test on the same objective. To overcome this limitation, we provide the first theoretical and empirical demonstration that influence functions can be extended to handle mismatched training and testing settings. Our result enables us to compute the influence of unsupervised and self-supervised training examples with respect to a supervised test objective. We demonstrate this technique on a synthetic dataset as well as two Skip-gram language model examples to examine cluster membership and sources of unwanted bias.

1 Introduction

Machine learning researchers must develop more explainable algorithms and datasets [Doshi-Velez and Kim, 2017]. Recently, influence functions have emerged as powerful tools for understanding classifications from deep neural networks [Koh and Liang, 2017] by estimating the change in a network’s loss if a training sample were to be removed or upweighted. While influence functions apply to supervised learning, influence functions as previously developed cannot be applied when a model is trained with one objective and tested with another, as in many pre-training setups [Vaswani *et al.*, 2017]. In this work, we present a novel extension of influence functions to allow for different training and testing objectives, removing the assumption in prior work that training and testing tasks are the same. Relaxing this assumption allows us to leverage this approach to better understand the effects of individual training examples on deep network representations, even when

such representations are learned without supervision or explicit labeling. In this work, we demonstrate the power of our approach on a synthetic dataset and a set of word embedding models, showing that we are able to use influence functions to pick out sequences that contribute to unwanted bias in a language embedding model.

Our approach to bringing explainability to unsupervised and self-supervised learning through “cross-loss” influence functions is a critical contribution, as such training paradigms are now pervasive in deployed machine learning solutions. Whether in pre-trained convolutional neural networks for facial recognition, pre-trained word embedding models for text completion, or unsupervised anomaly detection for policing, there are now real-world deployments of unsupervised or self-supervised deep learning which directly affect billions of lives worldwide. When these systems fail or exhibit bias, from sexist word embeddings [Bolukbasi *et al.*, 2016] to racist predictive policing [Lum and Isaac, 2016], researchers and practitioners alike are charged to eliminate sources of bias in their deployed systems. Unfortunately finding the sources of such biases is often left to heuristics in search of more balanced data, rather than an informed path forward with a clear understanding of the current dataset statistics and their effects on the system.

Without labels for the vast majority of the training data in unsupervised settings, understanding dataset statistics is extremely labor intensive. Our work seeks to address this issue, providing a mechanism to understand deep networks and their training data without requiring access to labels, or in scenarios where the target task differs from the training task. Our central contribution is a novel computational method to bring new insight to machine learning practitioners and researchers who seek to understand their datasets and deep networks, allowing us to identify samples which are important to downstream task performance even if such samples are unlabeled.

In this work, we present a novel approach to explainability for deep networks with mismatched train and test objectives, which extends even to unsupervised or self-supervised metrics. Next, we demonstrate this approach on a synthetic mixture of gaussians dataset and two separate Skip-gram word embedding models, explaining classification accuracy, cluster membership, and word-embedding bias. Finally, we explore an extension of our approach which proves the influence of the discovered samples by leveraging influential samples to augment the properties of trained word embeddings.

2 Related Work

Explainability Explainable machine learning is increasingly important as machine learning systems are deployed in the real world. Recent work on interpretable neural network approaches [Silva *et al.*, 2020; Wang and Rudin, 2015; Wang *et al.*, 2016] focuses on either linear models or the generation of explanations alongside model predictions [Mullenbach *et al.*, 2018; Wiegrefe and Pinter, 2019].

Researchers have also explored approaches to explainability, such as explanation-by-example [Caruana *et al.*, 1999], in which a model returns a relevant sample for each classification. Koh and Liang [2017] introduced the *influence function* to deep networks as a means of discovering the effects of each training example on the final prediction of a deep network. With this approach, researchers can identify the most explanatory samples for a network’s test-time reasoning on a given data point. The approach of Brunet *et al.* [2018] extends influence functions to GloVe [Pennington *et al.*, 2014]; however, this method is not generally applicable to explainability in deep learning with separate training and testing objectives, as the approach is designed specifically for GloVe embeddings with co-occurrence matrix rather than neural networks with arbitrary pre-training objectives. Similarly, Han *et al.* [2020] apply the influence function to supervised sentiment analysis and natural language inference tasks, again being classification tasks with matched train and test objectives. Finally, Barshan *et al.* [2020] introduce a normalization scheme for influence functions to improve robustness to outliers. Our work is distinct in that we are the first to generalize influence functions to mismatched train and test objectives.

Our approach provides the novel capability to use influence functions with different train and test loss functions, enabling us to take a model trained without supervision, such as a Word2Vec model, and explain of between word embeddings.

Bias in Word Embeddings Word embeddings have emerged as the new standard for representing language for neural networks, and are therefore ubiquitous in language-based systems. A standard approach to learn these embeddings is Word2Vec [Mikolov *et al.*, 2013b,a] which transforms words from one-hot dictionary indices into compact, information-rich vectors. Research has shown that Word2Vec embeddings capture a word’s “meaning” [Levy and Goldberg, 2014], and recent models, e.g. transformers [Devlin *et al.*, 2018], enable this meaning to be context-specific. Word embeddings offer powerful representations of words are used in everyday settings from search [Nalisnick *et al.*, 2016] and knowledge discovery [Tshitoyan *et al.*, 2019] to speech recognition [Bengio and Heigold, 2014] and more [Bakarov, 2018].

Bolukbasi *et al.* [2016] were among the first to discover the inherent bias in word embeddings, a finding which has been replicated in contextual language models [Basta *et al.*, 2019; Kurita *et al.*, 2019] and more [Costa-jussà *et al.*, 2019]. Recently, Caliskan *et al.* [2017] developed the Word Embedding Association Test (WEAT) to determine whether or not a set of word embeddings has an implicit bias, e.g. by aligning *male* terms with *math* and *female* terms with *arts*, a test further validated by Swinger *et al.* [2019]. Our definition of bias and its implications is included in the appendix.

3 Approach

The aim of our work is to provide explainability around the properties of representations learned with a pre-training objective (e.g. Word2Vec embeddings and cluster centroids) by finding training examples which are most responsible for those properties. For the remainder of this section, we refer to the embedding model as E , parameterized by θ . For every test example, z_{te} , we want to find the effect of increasing the weight of a training sample z_{tr} . Koh and Liang [2017] show that the effect of upweighting z_{tr} is given by Equation 1.

$$\mathcal{L}(z_{te}, z_{tr}) = -\nabla_{\theta} L(z_{te}, \hat{\theta})^T H_{\hat{\theta}}^{-1} \nabla_{\theta} L(z_{tr}, \hat{\theta}) \quad (1)$$

Here, $H_{\hat{\theta}}$ is the Hessian of the loss function with respect to model parameters, θ . Koh and Liang [2017] leverage recent work [Agarwal *et al.*, 2016] to efficiently estimate the Hessian inverse.

3.1 Explaining Deep Network Representations

The original influence function (Equation 1) assumes that the loss function remains the same for both sets of samples z_{te} and z_{tr} . We instead seek to compute influence representations learned by models trained with a self-supervised or unsupervised pre-training objective, such as language models or clustering models. To compute the effects of training samples on arbitrary properties of the model’s learned representation, e.g. the model’s score on a bias test or classification accuracy, we need an approach that can compute influence across multiple different objectives.

To address this need for cross-loss influence estimation, we relax the assumption that both loss functions must be the same. Rather than estimating the inverse Hessian-vector product by computing a classification loss, as in prior work, the inverse Hessian-vector product is estimated by any twice-differentiable training objective thus providing the overall loss landscape for deep network representations (word embeddings or cluster centroids) as they are refined.

We now extend this approach to obtaining explanations for mismatched objectives. First, we follow the original influence function formulation, using a training objective to estimate the effect of each sample on the model parameters. Rather than using these same objectives as at test time, however, we substitute in any differentiable objective.

Theorem 1. *Exchanging the testing loss function of Equation 1 for an arbitrary differentiable objective, we can compute the influence of training examples on the new objective.*

Proof [by deduction]: Koh and Liang [2017] derive that the effect of upweighting a single sample, z , on model parameterized by $\hat{\theta}$ can be approximated as in Equation 2.

$$\mathcal{I}_{\text{up,params}}(z) := \left. \frac{d\hat{\theta}_{\epsilon,z}}{d\epsilon} \right|_{\epsilon=0} = -H_{\hat{\theta}}^{-1} \nabla L(z, \hat{\theta}) \quad (2)$$

Here $\hat{\theta}$ is the model which minimizes the original objective and is then updated according to an arbitrarily small step, ϵ , which approaches zero. $\hat{\theta}_{\epsilon,z}$ is given in Equation 3

$$\hat{\theta}_{\epsilon,z} := \arg \min_{\theta \in \Theta} \frac{1}{N} \sum_{i=1}^N L(z_i, \theta) + \epsilon L(z, \theta) \quad (3)$$

For $\hat{\theta}_{\epsilon,z}$, we can estimate the rate of change for a loss function on a new sample $dL(z_{te}, \hat{\theta}_{\epsilon,z})$ with respect to the original model parameters θ by combining the derivative of the loss function with the rate of change for $\hat{\theta}_{\epsilon,z}$ as a function of ϵ , as in Equation 4.

$$\mathcal{I}_{\text{up}}L(z, z_{te}) := \left. \frac{dL(z_{te}, \hat{\theta}_{\epsilon,z})}{d\epsilon} \right|_{\epsilon=0} = \left[\frac{dL(z_{te}, \hat{\theta})}{d\theta} \frac{d\hat{\theta}_{\epsilon,z}}{d\epsilon} \right]_{\epsilon=0} \quad (4)$$

It follows, then, that the influence of upweighting a sample z on a different loss function L' is given in Equation 5.

$$\mathcal{I}_{\text{up}}L'(z, z_{te}) := \left. \frac{dL'(z_{te}, \hat{\theta}_{\epsilon,z})}{d\epsilon} \right|_{\epsilon=0} = \left[\frac{dL'(z_{te}, \hat{\theta})}{d\theta} \frac{d\hat{\theta}_{\epsilon,z}}{d\epsilon} \right]_{\epsilon=0} \quad (5)$$

This derivation indicates that we can estimate the influence of changing parameters on a new loss function L' , as the influence is determined as a function of θ (or as Equation 3 evaluated at $\epsilon = 0$), which exists as the current model parameters. We want to estimate how this would change as $\hat{\theta}$ changes according the ϵ change (i.e., How would upweighting a sample affect the final L' ?), the rate of change of which is given as $\frac{d\hat{\theta}_{\epsilon,z}}{d\epsilon}$. Finally, we can estimate this change given Equation 2 with our training loss L , *QED*. ■

4 Experiments

We conduct three experiments into our approach to explain deep network representations.

1. A thorough validation of our approach to explainability on a synthetic dataset, verifying our results with leave-one-out retraining and straightforward data visualization.
2. A validation of our approach using a small language dataset which we can fully review, allowing us to closely examine a single example as a case-study.
3. A thorough test of our approach on a dataset which a human could not reasonable review manually, and the presentation of a novel approach to word-embedding augmentation for bias mitigation.

We begin each experiment section with a brief preliminary paragraph explaining the objective functions that are used.

In our final experiment, we empirically validate our approach to explainability by using the results of our influence estimation to augment properties of word embeddings. With an ordered set of all influential examples, we separate the samples into two sets which have the greatest effect on the test loss: training examples that amplify the loss, A , and training examples that mitigate loss, M . We assert that we have found influential samples if we are able to reduce testing loss by removing the effects of A or by reinforcing the effects of M . We remove the effects of A by calculating training losses for each sample $a \in A$ and then taking gradient steps in the opposite direction. Similarly, we reinforce the effects of M by fine-tuning over M . Finally, we experiment with the combination of both removing the effects of A and reinforcing the effects of M .

4.1 Clustering Accuracy: Synthetic Data

Deep Embedded Clustering— Xie *et al.* [2016] introduce Deep Embedded Clustering (DEC) as a method for unsupervised learning with deep networks. DEC attempts to minimize the Kullback-Leibler divergence between an estimated “target” distribution and the current distribution of cluster assignments. Iteratively re-estimating the target distribution and refining soft cluster assignments, the network is able to learn cluster centroids even without explicit labels. We leverage DEC as the training objective for a synthetic dataset, and then identify influential samples for DEC when the network is used to label data points with a negative log-likelihood objective, L_{NLL} .

In our first experiment, we train the model to learn three cluster centroids on a mixture of gaussians (MOG) dataset, shown in Figure 1. In this experiment, we compare two approaches to influence estimation: (1) using the original influence function, with L_{NLL} as the training and testing loss function, and (2) using DEC and ignoring the ground truth labels in training, and testing with L_{NLL} . This comparison allows us to establish the correlation between the actual, empirical influence of each sample and the predicted influence with our cross-loss influence functions. For each data point in this experiment, we are asking the question: “Which points in the dataset have contributed to this sample being assigned to the correct or incorrect class?” We apply our cross-loss influence function approach with the training loss $L_T(z_{tr})$ (the DEC objective or L_{NLL}) for a data point z and the test loss $L_{NLL}(y, \hat{y})$ for a prediction y and true label \hat{y} , as shown in Equation 6.

$$\mathcal{L}(NLL, z_{tr}) = -\nabla_{\theta} L_{NLL}(y, \hat{y})^T H_{\theta}^{-1} \nabla_{\theta} L_T(z_{tr}) \quad (6)$$

In this domain, we observe that our cross-loss-influence approximation of sample importance is highly accurate, even **surpassing influence functions with matched training and testing objectives**. We pass all samples through the influence function in addition to performing leave-one-out retraining across the entire dataset, allowing us to compare the predicted and actual influence of every point in the dataset on every other point, allowing us to obtain a Pearson’s correlation coefficient for all samples in the dataset. With matched train and test objectives, we observe one class with nearly perfect correlation (100% Pearson’s $R > 0.6$, 100% > 0.8), and strong performance in the remaining classes (88% > 0.6 , 38% > 0.8 and 92% > 0.6 , 36% > 0.8). With cross-loss influence functions, we observe even stronger correlation, with one class again achieving near-perfect correlation (100% > 0.6 , 100% > 0.8), and the remaining classes correlating more closely than matched objectives (94% > 0.6 , 52% > 0.8 and 98% > 0.6 , 44% > 0.8). This result demonstrates the utility of cross-loss influence functions, as the cross-loss correlation is on par with the matched objective correlation.

We show an example of the estimated and actual influence on a single point in Figure 1, where we observe that the predicted and actual influential points are often overlapping.

4.2 Cluster Membership: Science Fiction

Word2Vec — The Skip-gram model is based on the idea that words nearby in a sentence are more related than distant words. In this model, each word, \vec{w}_j , in a sequence is paired with

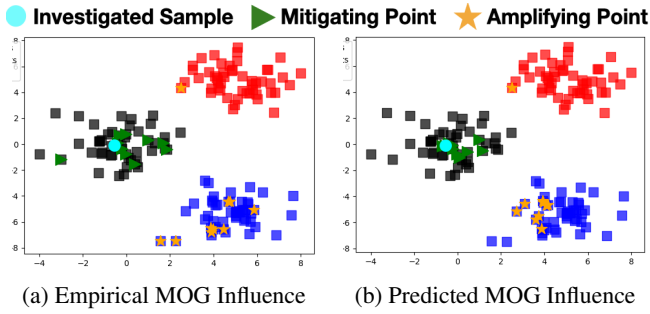


Figure 1: (Left) After leave-one-out retraining with the entire dataset, we identify the ten most influential samples which amplify and mitigate classification loss in our MOG dataset. (Right) We show the ten most amplifying or mitigating samples according to our cross-loss influence functions.

its neighbors in a given context window to create a set of k context-word pairs $[\vec{c}_1, \vec{w}_j], [\vec{c}_2, \vec{w}_j], \dots, [\vec{c}_k, \vec{w}_j]$. For each pair in the set, we also randomly draw a set of unrelated words N_i from the entire corpus according to their frequency. Each word \vec{w}_j , context \vec{c} , and negative-set N_i tuple is then an input to the neural network, which is tasked with minimizing the difference between \vec{w}_j and \vec{c} and maximizing the difference between \vec{w}_j and all negative samples N_i . Training is summarized in Equation 7, where σ is the sigmoid function.

$$L_{SG}(\vec{w}_j, \vec{c}, N_i) = \frac{\mathbb{E}_{\vec{n} \sim N_i} [\sigma(\vec{w}_j^T \times \vec{n})] - \sigma(\vec{w}_j^T \times \vec{c})}{2} \quad (7)$$

This experiment involves an investigation into explainability with a smaller science fiction dataset [Ammanabrolu *et al.*, 2019], which we refer to as D_{SCI} . This dataset includes over 2,000 plot summaries from a handful of science fiction television programs. We expect that word embeddings trained with D_{SCI} will have meaningful clusters around common shows or character traits, and that our approach will be able to find salient sentences in the plot summaries which explain membership in these clusters.

We investigate how our approach can explain the results of clustering analysis and intra-cluster relationships. We apply K-means clustering [MacQueen and others, 1967] to the finished embeddings and then we leverage our cross-loss influence functions with a mean-squared error (MSE) loss modification, given in Equation 8. The MSE loss function is the difference between where an embedding e was initialized ($E_I(e)$) and where it finishes training ($E_F(e)$), which effectively asks the question “Which training samples are most responsible for moving e to its final location or cluster?”

$$\mathcal{L}(e, z_t) = -\nabla_E MSE(e)^T H_E^{-1} \nabla_E L_{SG}(z_t) \quad (8)$$

To find meaningful clusters, we search for C clusters by applying K-means clustering with scikit-learn [Pedregosa *et al.*, 2011] over a set of trained embeddings, where C is between two and thirty. We find that $C = 8$ clusters proves the most effective, with a silhouette score of 0.33. To provide insight into our approach, we choose a single entity in one cluster: a Star Wars villain named “Dooku” in a cluster of “confrontation,” “exploits,” and other villainous terms.

Reinforcing story excerpts, A	“... Wars, such as seeking Dooku as a placeholder Sith apprentice and ally in the war.” “...empire ruled by the Sith.” “...who the Sith sees will be easily manipulated”
Removing story excerpts, M	“The young Padawan Dooku had recently been appointed to Jedi Thame Cerulian.” “...now a full-pledged Jedi, Dooku began to train young Qui-Gon Jinn.”

Table 1: This table contains influential examples for explaining why “Dooku” is a member of a villain cluster.

For this case study, we ask “Which samples put Dooku into the villain cluster?” and “Which samples would push him out?” Using a small dataset, it is possible to search for all instances of the terms in a given cluster and manually inspect relevant plot summaries. With this manual inspection, we find that the samples which are returned by our approach, shown in Table 9, are not those which mention “Dooku” or other cluster members most frequently. Instead, the samples that our approach returns are dense with concepts which are related to the final cluster, even if they are not necessarily members themselves, qualitatively lending credence to our cross-loss influence functions for Word2Vec models. We explore this finding further in the appendix.

4.3 Model Bias: Wiki Neutrality Corpus

WEAT – For each set of “target” words (such as *male*) and “attribute” words (such as *math*) which comprise a WEAT, we take every word \vec{w} in target sets X and Y and compute its average cosine similarity with each set of attributes, A and B . With cs as the cosine-similarity function, the score is given in Equation 9 and the *WEAT* effect is given in Equation 10.

$$s(\vec{w}, A, B) = \mathbb{E}_{\vec{a} \sim A} [cs(\vec{w}, \vec{a})] - \mathbb{E}_{\vec{b} \sim B} [cs(\vec{w}, \vec{b})] \quad (9)$$

$$WEAT = \frac{\mathbb{E}_{\vec{w} \sim X} [s(\vec{w}, A, B)] - \mathbb{E}_{\vec{w} \sim Y} [s(\vec{w}, A, B)]}{\mathbb{E}_{\vec{w} \sim X \cup Y} [\sigma(s(\vec{w}, A, B))^2]} \quad (10)$$

The final set of experiments uses a much larger dataset of Wikipedia edits from Pryzant *et al.* [2019] containing 180,000 sentences pairs. Each pair consists of a biased sentence and its point-of-view neutralized counterpart, and we separate the dataset into two complementary components: all biased examples, D_B , and all neutralized examples, D_N . Due to D_B and D_N ’s significantly increased size, this experiment provides us with a domain which is much more representative of a real-world machine learning deployment scenario. Further, we explore an extension to our explainability work which enables model debiasing. The tests for this dataset involve four relevant WEATs from prior work: gender-career ($WEAT_C$), gender-math ($WEAT_M$), gender-art ($WEAT_A$), and race-pleasantness ($WEAT_R$).

We apply the WEAT extension to our cross-loss influence functions, shown in Equation 11. The WEAT loss function uses the absolute value of the effect size as the test loss value, and asks “Which samples are most responsible for a high

Method	D_B				D_N			
	Gender Career	Gender Math	Gender Arts	Race Pleasant	Gender Career	Gender Math	Gender Arts	Race Pleasant
Original	0.48	0.52	-0.43	0.53	-0.05	0.66	-0.82	0.55
Bolukbasi <i>et al.</i> [2016]	0.008	0.12	-0.04	0.53	-0.29	0.16	0.09	0.71
Ours	0.01	0.10	0.01	0.02	-0.01	-0.02	-0.11	-0.07
Bolukbasi <i>et al.</i> [2016]→Ours	0.000	0.009	-0.05	0.07	-0.07	-0.01	-0.01	-0.03

Table 2: WEAT effect sizes across D_B and D_N . Zero means unbiased. We compare our approach against the bias-dimension neutralization from Bolukbasi *et al.* [2016], and we show results for applying ours as fine-tuning after Bolukbasi *et al.* [2016]. Our approach is able to fine-tune embeddings closest to zero, either independently or being applied after prior work. The approach of Bolukbasi *et al.* [2016] can worsen bias if its assumptions are invalid, as in the Gender Career test for D_N .

absolute effect size on this test?” Explanatory examples and results are presented here for D_B and in the appendix for D_N .

$$\mathcal{L}(WEAT, z_{tr}) = -\nabla_E WEAT^T H_E^{-1} \nabla_E L_{SG}(z_{tr}) \quad (11)$$

To establish the bias inherent in the datasets, the results of the four WEATs (i.e. gender-career, gender-math, gender-art, and race-pleasantness), before any bias-mitigation, are given in Table 2 as “Original.” To help shed light on the source of these biases, we leverage our cross-loss influence function with a WEAT as the testing loss function, as shown in Equation 11, passing over the dataset to identify which samples are most relevant for each WEAT. We leverage our method to gather the most influential samples in each direction and we present examples in Table 3. We note that many examples which are best for mitigating the bias inherent in the word embeddings are not necessarily neutral, but are instead biased in an orthogonal or antilinear direction to the existing bias, such as aligning *male* with *art*. This finding is discussed further in Section 5. Overall, the examples which our method returns for amplifying or mitigating bias show that our method opens the black box by explaining word embedding properties, finding the most relevant training examples.

4.4 Bias Removal or Reinforcement

With our reinforcing set A and removing set M , we now explore the effects of negating or reinforcing over particular subsets of the training data. As discussed in Section 4, we experiment with reversing the effects of A , reinforcing the effects of M , and trying both in tandem. Set sizes for A and M are given in the appendix.

Results for our experiments are given in Table 2 under the method “Ours.” We find that augmenting word embeddings with training examples in A and M does reduce or even remove bias. We present an auxiliary experiment in the appendix in which we exchange sets A and M and see that they further polarize the data and *increase* bias. Taken together, these findings further support that our approach has found samples of importance and that fine-tuning with such samples meaningfully affects dataset bias according to WEAT.

Finally, we compare the method from Bolukbasi *et al.* [2016] to ours on both D_B and D_N . In Table 2, we find that our approach is effective at reducing high gender and racial bias. On the other hand, the method of Bolukbasi *et al.* [2016] performs very poorly for racial bias and for biases that are low

to begin with. This poor result can be explained by a reliance on an assumed “bias-vector.” Unfortunately, if there is almost no bias to begin with or if the bias-vector is insufficient, applying this method when this assumption is invalid can increase bias. This effect is visible in the *Gender Career* test on D_N in Table 2.

As our approach does not have such assumptions about dimensions of vectors, our method may be applied even if bias is already low. We can therefore apply the approach of Bolukbasi *et al.* [2016] first and then apply our fine-tuning on top, an approach shown in the “Bolukbasi *et al.* [2016]→Ours” row of Table 2. As we can see, this combination almost always yields the most neutral results. Ultimately our final experiment has shown that our approach to explainability is quantitatively verified on a large dataset of real-world language data, enabling insight into sources of bias and enabling us to even remove unwanted model bias.

5 Discussion

We seek to bring explainability to deep network representations through identification of relevant training examples, allowing for insight into deep network representations even with unsupervised and self-supervised pre-training objectives, and to offer an approach to mitigating bias by fine-tuning a trained model with the discovered samples. Our experimental results in Section 4 demonstrate the powerful potential of our method to both explain deep network representations and manipulate word embeddings.

In our synthetic data domain (Section 4.1), we evaluate the predicted and actual influence of all samples in the dataset using both matched and mismatched objectives. We find that mismatched objectives with cross-loss influence functions are powerful predictors of sample importance, meeting or even exceeding the prediction power in matched-objective settings. Through this experiment, we empirically validate our approach and we show an example deployment scenario of unsupervised pre-training with multiple classes, before moving into the word embedding domains.

In our bias explainability domain (Section 4.3), we discover that samples which mitigate bias are often ones which would encourage greater diversity or ambiguity in the target sets. For example, we see in Table 3 that one sample which lowers the $WEAT_C$ score for D_B is one which aligns *male* with *music*. While $WEAT_C$ tests for relative career-family alignment, encouraging *male* to move closer to *music* is also a viable

WEAT	Set	Example	Cause
Career	<i>A</i>	“The vice president has an office in the building but his primary office is next door in the Eisenhower executive office building.”	Aligns male and business.
Career	<i>M</i>	“Classical violinist Joshua Bell joins bluegrass musicians Sam Bush and Mike Marshall and the versatile Meyer on the album.”	Breaks alignment of male and career.
Math	<i>A</i>	“Maxwell’s $\langle NUM \rangle$ formulation was in terms of $\langle NUM \rangle$ equations in $\langle NUM \rangle$ variables although he later attempted a quaternion formulation that proved awkward”	Aligns male and math.
Math	<i>M</i>	“Most programming languages are designed around computation whereas Alice is designed around storytelling and thus has greater appeal to female students.”	Aligns female and math.
Art	<i>A</i>	“Gentry claim that his critics are not able to supply actual scientific evidence to combat his work”	Aligns male and science.
Art	<i>M</i>	“However his subsequent performance received almost universal acclaim.”	Aligns male and art.
Race	<i>A</i>	“Afterward, Mario, Peach, and the others then begin their well deserved vacation	Aligns EA names and pleasant
Race	<i>M</i>	“President Barack Obama returned from vacation sporting Oliver Peoples sunglasses	Aligns AA names and pleasant

Table 3: Examples of influential samples for Word Embedding Association Test scores in D_B

strategy for reducing the strength of the *male-career* association relative to the *male-family* or *female-career* associations. Similar approaches to reducing the *WEAT* scores can be seen throughout Table 3 and the appendix, where simply aligning *male* and *female* concepts with more diverse concepts can have the effect of lowering overall bias. We find that these diversification trends apply unless the *WEAT* effect is already sufficiently close to zero, as the $WEAT_C$ in D_N .

We also find seemingly unrelated concepts are occasionally highly influential to model bias. Investigating the samples which are most influential for the $WEAT_R$ over D_N , reveals that two of the three most influential samples appear completely unrelated to the $WEAT_R$ words:

- “In Jewish self-hatred, a person exhibits a strong shame or hatred of their Jewish identity, of other Jews, or of the Jewish religion.”
- “Islamophobia is the irrational fear and or hatred of Islam, Muslims, or Islamic culture.”

We can see that there are no *European-American names*, *African-American names*, or words from the *pleasant* set, but instead the samples seem to be aligning a *religion* concept with *unpleasant*. This finding is important, as it suggests that even a manual review of datasets may be inadequate—unwanted biases may be lurking in non-obvious correlations that are only revealed through a more quantitative approach.

To understand these non-obvious examples, we construct a WEAT with only one set of attribute concepts, comparing the target concepts (*names*) in $WEAT_R$ to the *religious* terms above. We find that *African-American names* have twice the mean cosine-similarity, 0.12 vs 0.06 for *European-American*, and the one-sided WEAT score is -1.11 . This alignment sheds light on the curious choice of influential examples. Rather than finding examples where *unpleasant* terms coincide with *African-American names*, we found samples in which concepts that are strongly aligned with *African-American names* (such as *religion*) are aligned with the *unpleasant* term “hatred.” Not only is our approach crucial for revealing such findings, but we also present and validate potential avenues to mitigate these biases (Section 4.4).

Finally, we have shown that our work improves the state of the art in bias-dimension neutralization through comple-

mentary fine-tuning on relevant training data. As prior work is founded on the assumption that the principal component of a set of biased words is correlated with a bias dimension, we find that their approach *increases* bias if applied to a set of already-neutralized embeddings, as this principal component assumption is no longer valid. However, with enough of a “gender” component, prior work can significantly lower bias, and our approach can then continue to reduce bias that is completely missed by prior work, nearly perfectly neutralizing WEAT effects. As prior work only includes a very small list of racial words to establish a “race” dimension, the method underperforms on the $WEAT_R$ test.

6 Future Work

In future work, we aim to better understand the second-order effects of samples. As discussed in Section 5, explanations by relevant training examples may be unclear, as the concepts of interest (such as *race* and *pleasantness*) are not directly involved, but are somehow connected through a secondary set of concepts (such as *religion*). As a combinatorial search over all sets of concepts is intractable, understanding such relations is left to future work.

Finally, we find that the effects of tokenization may be significant, as names or concepts which are unrelated to the biases at hand are made relevant by the tokenization process, such as “Tiamii” becoming “Tia.” Future work should include an investigation into the specific effects of tokenization.

7 Conclusion

We have presented an extension to influence functions for estimating sample importance in deep networks with arbitrary train and test objectives. Our extension allows us to explain deep network representations by revealing which training samples are most relevant to final test performance, even for tests which are unrelated to the training task, such as bias tests. We used this approach to explain various deep network representations, as well as to fine-tune Word2Vec models to alter the model’s inherent biases. Our approach opens the door for greater explainability across a variety of problems, and makes the influence function more broadly available to researchers in machine learning.

References

- Naman Agarwal, Brian Bullins, and Elad Hazan. Second-order stochastic optimization in linear time. *stat*, 1050:15, 2016.
- Prithviraj Ammanabrolu, Ethan Tien, Wesley Cheung, Zhaochen Luo, William Ma, Lara Martin, and Mark Riedl. Guided neural language generation for automated storytelling. In *Proceedings of the Second Workshop on Storytelling*, pages 46–55, Florence, Italy, August 2019. Association for Computational Linguistics.
- Amir Bakarov. A survey of word embeddings evaluation methods. *arXiv preprint arXiv:1801.09536*, 2018.
- Elnaz Barshan, Marc-Etienne Brunet, and Gintare Karolina Dziugaite. Relatif: Identifying explanatory training samples via relative influence. volume 108 of *Proceedings of Machine Learning Research*, pages 1899–1909, Online, 26–28 Aug 2020. PMLR.
- Christine Basta, Marta R Costa-jussà, and Noe Casas. Evaluating the underlying gender bias in contextualized word embeddings. *arXiv preprint arXiv:1904.08783*, 2019.
- Samy Bengio and Georg Heigold. Word embeddings for speech recognition. 2014.
- Su Lin Blodgett, Solon Barocas, Hal Daume III, and Hanna Wallach. Language (technology) is power: A critical survey of “bias” in nlp. *arXiv preprint arXiv:2005.14050*, 2020.
- Tolga Bolukbasi, Kai-Wei Chang, James Y Zou, Venkatesh Saligrama, and Adam T Kalai. Man is to computer programmer as woman is to homemaker? debiasing word embeddings. In *Advances in neural information processing systems*, pages 4349–4357, 2016.
- Marc-Etienne Brunet, Colleen Alkalay-Houlihan, Ashton Anderson, and Richard Zemel. Understanding the origins of bias in word embeddings. *arXiv preprint arXiv:1810.03611*, 2018.
- Aylin Caliskan, Joanna J Bryson, and Arvind Narayanan. Semantics derived automatically from language corpora contain human-like biases. *Science*, 356(6334):183–186, 2017.
- Rich Caruana, Hooshang Kangarloo, JD Dionisio, Usha Sinha, and David Johnson. Case-based explanation of non-case-based learning methods. In *Proceedings of the AMIA Symposium*, page 212. American Medical Informatics Association, 1999.
- Marta R. Costa-jussà, Christian Hardmeier, Will Radford, and Kellie Webster, editors. *Proceedings of the First Workshop on Gender Bias in Natural Language Processing*, Florence, Italy, August 2019. Association for Computational Linguistics.
- Jacob Devlin, Ming-Wei Chang, Kenton Lee, and Kristina Toutanova. Bert: Pre-training of deep bidirectional transformers for language understanding. *arXiv preprint arXiv:1810.04805*, 2018.
- Finale Doshi-Velez and Been Kim. Towards a rigorous science of interpretable machine learning. *arXiv preprint arXiv:1702.08608*, 2017.
- Anthony G Greenwald, Debbie E McGhee, and Jordan LK Schwartz. Measuring individual differences in implicit cognition: the implicit association test. *Journal of personality and social psychology*, 74(6):1464, 1998.
- Xiaochuang Han, Byron C. Wallace, and Yulia Tsvetkov. Explaining black box predictions and unveiling data artifacts through influence functions. In *Proceedings of the 58th Annual Meeting of the Association for Computational Linguistics*, pages 5553–5563, Online, July 2020. Association for Computational Linguistics.
- Pang Wei Koh and Percy Liang. Understanding black-box predictions via influence functions. In *Proceedings of the 34th International Conference on Machine Learning-Volume 70*, pages 1885–1894. JMLR. org, 2017.
- Keita Kurita, Nidhi Vyas, Ayush Pareek, Alan W Black, and Yulia Tsvetkov. Measuring bias in contextualized word representations. *arXiv preprint arXiv:1906.07337*, 2019.
- Omer Levy and Yoav Goldberg. Linguistic regularities in sparse and explicit word representations. In *Proceedings of the eighteenth conference on computational natural language learning*, pages 171–180, 2014.
- Kristian Lum and William Isaac. To predict and serve? *Significance*, 13(5):14–19, 2016.
- James MacQueen et al. Some methods for classification and analysis of multivariate observations. In *Proceedings of the fifth Berkeley symposium on mathematical statistics and probability*, volume 1, pages 281–297. Oakland, CA, USA, 1967.
- Tomas Mikolov, Kai Chen, Greg Corrado, and Jeffrey Dean. Efficient estimation of word representations in vector space. *arXiv preprint arXiv:1301.3781*, 2013.
- Tomas Mikolov, Ilya Sutskever, Kai Chen, Greg S Corrado, and Jeff Dean. Distributed representations of words and phrases and their compositionality. In *Advances in neural information processing systems*, pages 3111–3119, 2013.
- James Mullenbach, Sarah Wiegrefe, Jon Duke, Jimeng Sun, and Jacob Eisenstein. Explainable prediction of medical codes from clinical text. *arXiv preprint arXiv:1802.05695*, 2018.
- Eric Nalisnick, Bhaskar Mitra, Nick Craswell, and Rich Caruana. Improving document ranking with dual word embeddings. In *Proceedings of the 25th International Conference Companion on World Wide Web*, pages 83–84, 2016.
- Fabian Pedregosa, Gaël Varoquaux, Alexandre Gramfort, Vincent Michel, Bertrand Thirion, Olivier Grisel, Mathieu Blondel, Peter Prettenhofer, Ron Weiss, Vincent Dubourg, et al. Scikit-learn: Machine learning in python. *Journal of machine learning research*, 12(Oct):2825–2830, 2011.
- Jeffrey Pennington, Richard Socher, and Christopher D Manning. Glove: Global vectors for word representation. In *Proceedings of the 2014 conference on empirical methods in natural language processing (EMNLP)*, pages 1532–1543, 2014.

- Reid Pryzant, Richard Diehl Martinez, Nathan Dass, Sadao Kurohashi, Dan Jurafsky, and Diyi Yang. Automatically neutralizing subjective bias in text. *arXiv preprint arXiv:1911.09709*, 2019.
- Andrew Silva, Taylor Killian, Ivan Dario Jimenez Rodriguez, Sung-Hyun Son, and Matthew Gombolay. Optimization methods for interpretable differentiable decision trees in reinforcement learning. 2020.
- Nathaniel Swinger, Maria De-Arteaga, Neil Thomas Heffernan IV, Mark DM Leiserson, and Adam Tauman Kalai. What are the biases in my word embedding? In *Proceedings of the 2019 AAAI/ACM Conference on AI, Ethics, and Society*, pages 305–311, 2019.
- Vahe Tshitoyan, John Dagdelen, Leigh Weston, Alexander Dunn, Ziqin Rong, Olga Kononova, Kristin A Persson, Gerbrand Ceder, and Anubhav Jain. Unsupervised word embeddings capture latent knowledge from materials science literature. *Nature*, 571(7763):95–98, 2019.
- Ashish Vaswani, Noam Shazeer, Niki Parmar, Jakob Uszkoreit, Llion Jones, Aidan N Gomez, Łukasz Kaiser, and Illia Polosukhin. Attention is all you need. In *Advances in neural information processing systems*, pages 5998–6008, 2017.
- Fulton Wang and Cynthia Rudin. Falling rule lists. In *Artificial Intelligence and Statistics*, pages 1013–1022, 2015.
- Tong Wang, Cynthia Rudin, Finale Velez-Doshi, Yimin Liu, Erica Klampfl, and Perry MacNeille. Bayesian rule sets for interpretable classification. In *2016 IEEE 16th International Conference on Data Mining (ICDM)*, pages 1269–1274. IEEE, 2016.
- Sarah Wiegreffe and Yuval Pinter. Attention is not not explanation. *arXiv preprint arXiv:1908.04626*, 2019.
- Junyuan Xie, Ross Girshick, and Ali Farhadi. Unsupervised deep embedding for clustering analysis. In *International conference on machine learning*, pages 478–487, 2016.

A WEAT Examples

Examples of the WEATs that we use are given in Table 4. Note that some tests, such as *Math* and *Art* overlap very heavily, meaning that correcting one score often involves correcting both.

B What do we mean by “Bias”?

Recent work Blodgett *et al.* [2020] has called bias investigation in natural language processing into question for poor motivation, unclear definition, and a lack of grounding. We agree, and hope to clarify that the primary contribution of our work is in explainability through cross-loss influence functions, *not* bias discovery and mitigation. However, as we use bias as an example domain, we clarify our definition and its implications here.

In our work, “bias” refers to a mismatch in alignment between seeming neutral words, such as “microscope,” with gendered words, such as “brother” and “sister.” The WEAT Caliskan *et al.* [2017] was adapted from well-established psychology literature on the Implicit Association Test Greenwald *et al.* [1998] as a means of estimating inequality in word embedding cosine similarities. We specifically investigate WEAT effects in our work, and are therefore investigating a mismatch in cosine similarities of embeddings when we discuss bias. Implications for this bias are explored further in the original WEAT work, specifically that language models may “acquire historical cultural associations, some of which may be objectionable,” Caliskan *et al.* [2017] and that these associations may be propagated or misused in downstream applications. Our work explicitly offers explainability into the WEAT and its effects, and we make no further claims with respect to its definition of bias or its implications.

C Over-Biasing Experiments

We conduct an auxiliary experiment to validate the claim that our approach has found samples which are relevant to the model’s inherent bias. Rather than attempting to undo or neutralize inherent bias, we instead reverse the process described in the main paper and instead *amplify* the inherent biases.

Ordinarily, we mitigate bias by reinforcing the effects of “mitigating” samples, M , and undoing the effects of “amplifying” samples A . In this experiment, we swap sets M and A , polarizing the models as much as possible. Our results are given in Tables 5 & 6. Curiously, the $WEAT_R$ effect flips for both datasets, D_B and D_N . Even so, the overall bias in each dataset is clearly exacerbated, as WEAT effects are nearly perfectly polarized for most tests. Even the near-neutral $WEAT_C$ on D_N has been increased substantially. While we would never want to apply such dataset augmentations in the wild, the ability of our discovered samples to so greatly amplify inherent dataset biases provides additional empirical support for our approach.

D Bias Experiments on D_N

In this section, we include results which further support our central hypotheses: proof of bias mitigation through amplifying and mitigating samples across four WEATs, given in

Figures 2 & 3, and a set of samples which are among the highest in influence on the WEAT scores, given in Table 7. In each subfigure, we show the score on the corresponding WEAT for four different sets of updated word embeddings: corrections applied to neutralize the score on $WEAT_C$ (Career Correction), $WEAT_M$ (Math Correction), $WEAT_A$ (Art Correction), and $WEAT_R$ (Race Correction). We expect to see that corrections for each test effectively undo the discovered bias, and that the gender-aligned tests ($WEAT_C$, $WEAT_M$, and $WEAT_A$) move together.

We see an interesting case in D_N in which initial bias is already very low ($WEAT_C$). The initial bias test scores very near zero at -0.05 , and resulting training examples are all quite neutral. Even when applied for hundreds or thousands of iterations, the score on the bias test barely shifts upwards, gently approach zero but never significantly over-correcting (Figure 3a).

To our surprise, we find that D_N contains higher baseline bias than D_B , despite containing copies of sentences in D_B which are explicitly neutralized to have no point of view. While counter-intuitive at first, the result is reasonable as we examine more of the data which is responsible. For instance, the sentence “Harris left NASA in April $\langle NUM \rangle$ but he continued in research,” does not contain bias which can be neutralized, the content simply encourages alignment between *male* and *science*.

As shown in Table 7 and in examples from the main paper, we find that some of the strongest examples for each dataset are the same, even after neutralization. In particular, the examples which affect the $WEAT_M$ score are often the same for D_B and D_N . Often times, these examples are reflective of the same *male* and *science* example given above: content itself is inherently aligning genders and attributes, even without being bigoted or sexist in a conventional sense. The finding that perspective-neutral content is responsible for bias again reinforces the need for approaches which can both explain and mitigate bias in word embeddings, as we are not simply able to screen out all content which introduces bias.

We find that there is a careful balance to strike between under- and over-correcting, a challenge shown in Figure 2a. While updating for 10 – 100 iterations might result in completely neutral gender-career word embeddings, applying the updates 1000 times ends up significantly skewing the embeddings in the other direction, over-aligning *male* with *family* and *female* with *career*.

While initially surprising, this result makes more sense as we begin to examine some of the members of sets A and M (Table 7), where we see that training examples which reduce bias are rarely neutral. Instead, when bias has a sufficiently high absolute value, the most helpful samples for correction are those which will over-correct when over-applied.

We find that the fine-tuning with correction sets for related effects moves related biases. For example, applying the Art Correction neutralizes the art bias, but also neutralizes career bias, as shown in Figure 2a. As we can see in Table 7, one of the most influential samples to mitigate bias in $WEAT_M$ is one which aligns *female* and *math*, which has a side-effect of neutralizing $WEAT_A$.

Test	Symbol	X	Y	A	B
Career	$WEAT_C$	john, greg, jeff	amy, lisa, donna	executive, office, salary	home, wedding, family
Math	$WEAT_M$	male, boy, he	female, girl, she	math, geometry, numbers	art, novel, drama
Art	$WEAT_A$	son, his, uncle	daughter, hers, aunt	poetry, dance, novel	science, physics, nasa
Race	$WEAT_R$	josh, katie, jack	theo, jasmine, leroy	freedom, honor, love	crash, ugly, hatred

Table 4: Word Embedding Association Test set examples. Tests are drawn from Caliskan *et al.* [2017].

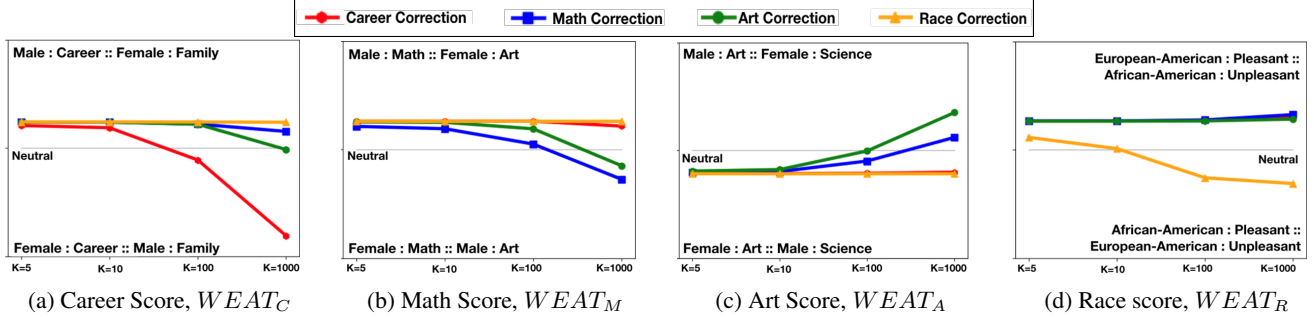


Figure 2: For the biased dataset, D_B , we observe the effects on WEAT scores as we modify the augment the word embedding model with samples discovered from our approach.

Method	Gender Career	Gender Math	Gender Arts	Race Pleasant
Original	0.48	0.52	-0.43	0.53
Over-Biased	0.94	1.61	-1.63	-1.72

Table 5: D_B WEAT effects after over-biasing

Method	Gender Career	Gender Math	Gender Arts	Race Pleasant
Original	-0.05	0.66	-0.82	0.55
Over-Biased	-0.69	1.85	-1.58	-1.61

Table 6: D_N WEAT effects after over-biasing

E Amplifying and Mitigating Set Sizes

Amplifying set A and mitigating set M sizes for each dataset (D_B and D_N) and correction set ($WEAT_C$ – Career Correction, $WEAT_M$ – Math Correction, $WEAT_A$ – Art Correction, and $WEAT_R$ – Race Correction) are given in Table 8.

F Embedding Position Explanation Experiment

We conduct a related experiment on how our method can explain the final position of an embedding within the latent space of word embeddings. For this experiment, we use a small science fiction story dataset.

Science Fiction This experiment involves an investigation into explainability with a smaller science fiction dataset Ammanabrolu *et al.* [2019], which we refer to as D_{SCI} . This dataset includes over 2,000 plot summaries from a handful of science fiction television programs. We expect that word embeddings trained with D_{SCI} will have meaningful clusters around common shows or character traits, and that our approach will be able to find salient sentences in the plot summaries which explain membership in these clusters.

F.1 Science Fiction Clustering

Examination of these clusters reveals several sensible concepts, with individual clusters containing such related concepts as: Star Trek villains, bounty hunters, Star Wars concepts, a Doctor Who villain called Adipose, and a Star Wars villain named Dooku. For a case study, we focus on the final cluster, which contains “Dooku”, a villain in one of the programs within D_{SCI} , and several other related concepts, such as “confrontation”, “exploits”, and “Wookies”, an enslaved species. For background, Dooku is a character from Star Wars who was a member of the Jedi Order (i.e., the heroes) before turning and joining the Sith (i.e., the villains). As such, we would expect the concept “Dooku” to be near “confrontation,” among other concepts.

Case Study: Dooku Leveraging our approach to explainability through training examples, we now closely examine the sensibility of our approach by asking why a concept, “Dooku,” is in a cluster around oppression and violence. Using the mean-squared error loss between the original and final values of the “Dooku” embedding as our testing loss for the influence function extension, we can see which plot summaries are most responsible for aligning “Dooku” with oppression, and which plot summaries could potentially be leveraged to undo that alignment.

We present examples from relevant plot summaries in Table 9. The summary that is most responsible for the parameters of the embedding for “Dooku”, which we call A , is a story involving espionage, murder, treachery, manipulation, and a set of Star Wars villains called the “Sith.” On the other side, the plot summary that moves “Dooku” farthest from its final parameter setting, which we call M , is one which tells a story about the character’s heroic past. In M , “Dooku” is aligned with concepts such as “legendary”, “overcome”, and the Star Wars heroes called the “Jedi” (which “Dooku” used to be one of).

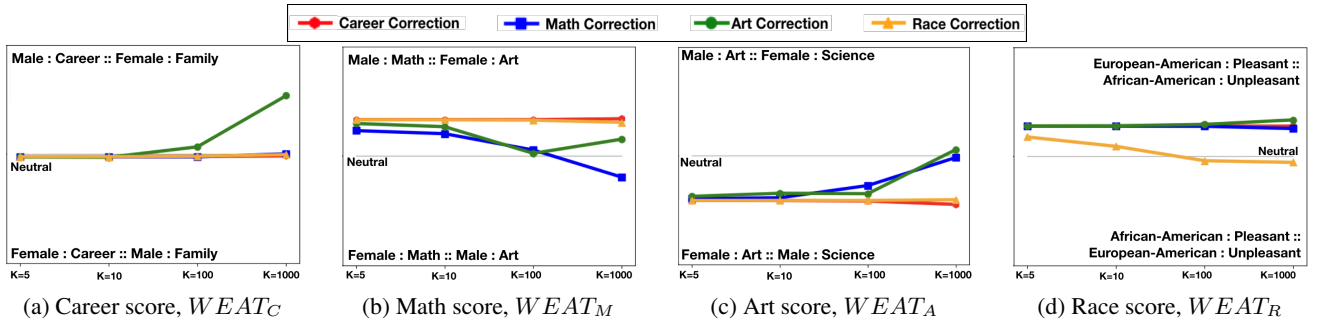


Figure 3: For the neutralized dataset, D_N , we observe the effects on WEAT scores as we modify the augment the word embedding model with samples discovered from our approach.

WEAT	Set	Example	Cause
Career	A	“It has elected people to public office.”	Neutral
Career	M	“They had a long marriage with no children.”	Neutral
Math	A	“Maxwell’s $\langle NUM \rangle$ formulation was in terms of $\langle NUM \rangle$ equations in $\langle NUM \rangle$ variables although he later attempted a quaternion formulation”	Aligns male and math
Math	M	“Most programming languages are designed around computation whereas Alice is designed around storytelling and thus is claimed to have greater appeal to female students.”	Aligns female and math
Art	A	“With her dance moves she is best known for her spins and her hip hop moves.”	Aligns female and art
Art	M	“His first album after his $\langle NUM \rangle$ farewell concerts was dance 1981.”	Aligns male and art
Race	A	“It is a popular place for camping and recreational vacation.”	Aligns pleasant topics
Race	M	“Nate Holden performing arts center, the center at $\langle NUM \rangle$ 18 west Washington , boulevard is the home of the Ebony Repertory theater company.”	Aligns African-American names and art

Table 7: Examples of influential samples for Word Embedding Association Test scores in D_N . Many samples are important in both versions of the WNC, indicating their importance in bias propagation.

Correction Set	D_B	D_N
Gender-Career A	0	5
Gender-Career M	100	0
Gender-Math A	0	0
Gender-Math M	100	100
Gender-Art A	0	1000
Gender-Art M	100	0
Race-Pleasantness A	0	0
Race-Pleasantness M	5	5

Table 8: Amplifying and Mitigating set sizes for D_B and D_N .

We hypothesized that our approach would be able to discover salient samples which are most responsible for the membership of specific tokens in the clusters where they can ultimately be found. In this experiment, we use a small dataset to confirm that our approach identifies plot summaries that make sense as explanations for token membership in relevant clusters. With a small dataset, it is also possible to search for all instances of the terms in a given cluster and manually inspect relevant plot summaries. With this manual inspection, we find that the samples which are returned by our approach are not those which mention “Dooku” or other cluster members most frequently. Instead, the samples that our approach returns are dense with concepts which are related to the final cluster, even if they are not necessarily members themselves. By being dense, the plot summaries encourage the concepts to maximize similarity among themselves, encouraging a cohesive cluster. This finding is reminiscent of the experiments

Reinforcing story excerpts, A	“... Wars, such as seeking Dooku as a place-holder Sith apprentice and ally in the war.” “...empire ruled by the Sith.” “...who the Sith sees will be easily manipulated”
Removing story excerpts, M	“The young Padawan Dooku had recently been appointed to Jedi Thame Cerulian.” “...now a full-pledged Jedi, Dooku began to train young Qui-Gon Jinn.”

Table 9: This table contains influential examples for explaining the final value of “Dooku.”

done in Koh and Liang [2017], which showed that samples returned by the influence function for image classification were not the nearest neighbors in pixel space, but were the most semantically relevant.

G Dataset Tokenization

Tokenization is a crucial piece to any language modeling project. In this section, we outline and justify our tokenization choices for the two datasets we considered in this work.

Science Fiction The goal of our experiments with D_{SCI} is to cluster meaningful concepts (e.g., heroes vs. villains, or Star Trek vs. Star Wars). To that end, we remove common stopwords and all words which are not represented at least five times in the corpus, leaving us with a vocabulary of 15,282 tokens. Using words which are represented at least five times

means that we will have a denser corpus of commonly used tokens. Similarly, stopwords are common in all plot summaries, but they do not contain interesting information which we wish to capture.

WNC The goals of our experiments with D_B and D_N are twofold: explainability around gender and racial bias, and augmentation of discovered biases. Because this set of experiments involves testing for gender bias specifically around pronouns (which are common stopwords), we do not remove stopwords for this dataset. Instead, we use the set of tokens generated in prior work, giving us a vocabulary of 25,355 tokens. Using a pre-made tokenization allows us to improve the reproducibility of our work and helps us to avoid injecting our own bias into the words that we search for. We use the same set of tokens for each dataset.

H Word Embedding Model Training

In this section, we briefly cover hyperparameters which would be necessary to reproduce our word embedding models. For both approaches, negatives samples are drawn randomly from the entire training corpus (D_{SCI} , D_B , or D_N), and words are sampled according to their prevalence in the dataset.

Science Fiction We train an embedding model over D_{SCI} for 100 epochs with a context window of three, five negative samples per word-context pair, and an embedding dimension of 100. Training for so long allows for the embeddings to form dense clusters with related concepts after passing through all of the data many times, rather than clustering based on “first impressions” of the data.

WNC In keeping with Brunet *et al.* [2018], use a word embedding model with context window size of ten and an embedding dimension of 100. We sample ten negative tokens per word-context pair, and we train the model for sixty epochs. Despite having more data, we do not train this model for as long, as we do not want concepts to form dense clusters or share meanings. We want the word embeddings to maintain their own individual meanings and values, as they would in a real-world setting.