

# Ellipsograph of Archimedes as a simple LEGO construction

Sara Jodlbauer and Zoltán Kovács

Linz School of Education  
Johannes Kepler University, Linz, Austria  
A-4040 Linz, Altenberger Straße 69

## Abstract

We report on a simple LEGO construction that can draw an ellipse by using the concept of trammel of Archimedes.

School curriculum related to elementary geometry usually focuses on “compass and ruler” constructions where the traditional Euclidean construction steps are allowed to generate a figure. While it is possible to construct any point of an ellipse that is given by its parameters, school curriculum seldom covers any methods how to efficiently draw an arc or the full ellipse by home-made mechanical constructions.

To draw an ellipse on your own, several options exist. One of them, the gardener method is mentioned in many textbooks (see [5] for a reference), and it is based on the locus definition, namely:

Given two fixed points  $F_1, F_2$  called the foci and a distance  $2a$  which is greater than the distance between the foci, the ellipse is the set of points  $P$  such that the sum of the distances  $|PF_1|, |PF_2|$  is equal to  $2a$ :

$$E = \{P \in \mathbb{R}^2 : |PF_1| + |PF_2| = 2a\}.$$

By using this definition, the gardener puts down two stakes and loops a piece of rope around them. Using a stick, he pulls the loop taut and marks the points around a curve.

In this article we consider a different method, namely the ellipsograph (or trammel) of Archimedes [1] that consists of two shuttles which are confined to perpendicular channels or rails and a rod which is attached to the shuttles by pivots at fixed positions along the rod.

We remark that such constructions are well-known and very popular as commercial toys. Also as LEGO constructions there are several options. A recent YouTube video at <https://www.youtube.com/watch?v=E5V9C-9dxUo> contributed by *Brix63* shows a complicated mechanism that is definitely based on the same idea, but consists of several

LEGO bricks. Another approach (among several others) can be found on Rebrickable at <https://rebrickable.com/mocs/MOC-4096/JKBrickworks/trammel-of-archimedes/#details>, contributed by *JKBrickWorks*, it uses 47 parts. In our contribution—which is based on [2]—we focus on minimizing the number of parts, and, at the same time, we focus on *drawing* the ellipse, not just the building up the motion.




Figure 1: An ellipsograph

Fig. 1 shows how the ellipsograph is built. Easy sliding is assured by using two flat tiles for the shuttles. Their collision-free arrival in the channels is solved by using  $1 \times 4$  flat tiles. However, their somewhat long size has some drawback, namely, that the shuttles require a bigger distance to each other, as seen in Fig. 2.




Figure 2: A closer look on the ellipsograph

We use 24 LEGO parts listed in Fig. 3 to build the construction and a G2 type pen refill (see [https://en.wikipedia.org/wiki/Ballpoint\\_pen#/media/File:Ball\\_point\\_pen\\_refills\\_en.png](https://en.wikipedia.org/wiki/Ballpoint_pen#/media/File:Ball_point_pen_refills_en.png) for an overview on pen refills). We highlight that this construction well harmonizes with a set of other LEGO bricks, described in [4] at the GitHub page [3]; it allows the students to draw a high variety of other algebraic curves. On the other hand, static

Brick 1 × 1 3005	Brick 1 × 2 3004	Brick 1 × 6 3009	Brick 2 × 4 3001	Brick 1 × 8 3008	Flat tile 1 × 4 2431	15M 32278	Pin 2780	Base plate 16 × 16 6098	Total
0.01€	0.01€	0.01€	0.01€	0.1€	0.01€	0.09€	0.01€	0.66€	
2 ×	2 ×	5 ×	4 ×	3 ×	2 ×	1 ×	4 ×	1 ×	24
0.02€	0.02€	0.05€	0.04€	0.03€	0.02€	0.09€	0.04€	0.66€	0.97€

Table 1: Shopping list of the LEGO bricks. Buying components in different colors may be more expensive. Prices are listed in €, as of 30 November 2020, at [brickowl.com](http://brickowl.com).

balancing of our contribution is an important part: a counterweight is required to ensure stable motion (see Fig. 3).



Figure 3: LEGO bricks used for the ellipsograph

We emphasize that the LEGO ellipsograph can be cheaply built by ordering parts from Internet stores. Table 1 shows some recent prices at [brickowl.com](http://brickowl.com), by selecting the cheapest color variant of the required parts at the time of writing this paper. Teachers and students should be aware that a suitable pen refill is also required, but it should be available at an affordable price below 1€. Thus the total minimal price of our ellipsograph is about 2€.

Our contribution can draw almost 100% of a quite big ellipse that fits on an A4 sheet of paper as it can be observed in Fig. 4 and 5. A very small part of the arc cannot be drawn because the shuttles get too close in that part of the

movement. As future work we address solving this problem, too.




Figure 4: An ellipse drawn with the ellipsograph

Finally, we point the reader to LEGO's official computer aided design tool, LEGO Digital Designer, available at <https://www.lego.com/en-us/ldd>. We used this program to visualize our concept in a digital way. The LXF file that contains our work can be downloaded at <https://matek.hu/zoltan/eg.lxf>. Also the building instructions can be checked out at <https://matek.hu/zoltan/Building%20Instructions%20%5Beg%5D.html>.

**Acknowledgements.** Second author was partially supported by a grant MTM2017-88796-P from the Spanish MINECO (Ministerio de Economía y Competitividad) and the ERDF (European Regional Development Fund).




Figure 5: The ellipse and the ellipsograph






Figure 6: The ellipsograph sketched up with LDD

## References

- [1] Ivan Ivanovich Artobolevsky. *Mechanisms for the Generation of Plane Curves*. Pergamon Press, 1964.
- [2] Sara Jodlbauer. Die Entwicklung von LEGO-Linkages zur Konstruktion von Kegelschnitten. Bachelor of Education Thesis, Linz School of Education, Linz, Austria, 2020.
- [3] Zoltán Kovács. lego-linkages. A GitHub project, 6 2019. <https://github.com/kovzol/lego-linkages>.
- [4] Zoltán Kovács and Benedek Kovács. A compilation of LEGO Technic parts to support learning experiments on linkages. *CoRR*, abs/1712.00440v2, 2017.
- [5] Wikipedia contributors. Ellipse — Wikipedia, the free encyclopedia. <https://en.wikipedia.org/w/index.php?title=Ellipse&oldid=986817929>, 2020. [Online; accessed 21-November-2020].